ÖSSUR®

LIFE WITHOUT LIMITATIONS

PROSTHETIC SOLUTIONS CATALOG



WELCOME TO THE ÖSSUR PROSTHETICS CATALOG

ÖSSUR PROSTHETIC SOLUTIONS

For years, Össur has been helping people to feel safe and confident, to rekindle ambitions and focus on new goals rather than limitations, and to feel happy and prepared for life with limb-loss.

When you look at why we have been so successful, you will find a whole series of small but significant steps to a better future – comprehensive solutions that are designed with user needs and aspirations always at the top of the agenda.

Össur is pleased to present its most inclusive range of prosthetics ever, with solutions that embrace diverse populations and provide an effective response, whatever the need.

Each prosthetic is developed with different activity levels in mind. Össur prosthetic solutions are our way to make the selection easier and to help you find a solution for your patient.

HIGH QUALITY, HIGH PERFORMANCE PRODUCTS... FOR A LIFE WITHOUT LIMITATIONS

Years of experience in materials technology and innovative design have made Össur a leading developer of prosthetic systems that provide fit and function. Our current product offering is a reflection of this continuing commitment to amputees and to the prosthetic industry.

We are pleased to present a full spectrum of premium lower limb prosthetic components, designed to reflect the individual nature of our customers. We remain focused on patient outcomes and a Life Without Limitations® for all the people who use our products. Our underlying goal is to transform the aspirations and experience of everyone we work with.

Össur is proud to work alongside healthcare professionals all over the world, developing the advanced concepts of tomorrow while delivering exceptional solutions today. The company funds one of the largest research and development units in the industry, pursuing the technological breakthroughs that continually set new standards of performance, quality, and comfort.

Össur is an international manufacturer of prosthetic devices and a leading innovator in the field. The company employs a staff of more than 3,000, serving the needs of amputees, prosthetists, and healthcare professionals worldwide. As part of this service, we provide expert advice, training, and technical assistance. Össur operates a quality management system that meets the requirements of ISO 13485 and 14001. Products are CE-marked and conform to standards and other normative documents outlined in the EC (CE) Declaration of Conformity.

IMPACT LEVELS

LOW

Daily activities involving gentle, steady walking with the use of a walking aid.

Example: Moving around at home, modest walking in the community.



MODERATE

Daily activities involving average walking with the ability to vary speed or walking pattern.

Example: Going to the shops, confident outdoor walking.



HIGH

Daily activities involving fast walking, jogging and climbing stairs.

Example: Heavy-lifting, manual labor, recreational sports.



EXTREME

Activities involving running, track and field, sprinting, and long-distance running.

Example: Track and field sports.



ÖSSUR PROSTHETICS PRODUCT CATALOG

TABLE OF CONTENTS

ÖSSUR BALANCE SOLUTIONS 6

ÖSSUR DYNAMIC SOLUTIONS 8

ÖSSUR JUNIOR SOLUTIONS 10

ÖSSUR SPORT SOLUTIONS 12

ÖSSUR POST-OP SOLUTIONS 14

ÖSSUR TOUCH SOLUTIONS 16

ÖSSUR LINERS AND SOCKETS 18

- ICEROSS® TRANSTIBIAL LINERS BY ÖSSUR 22
- ICEROSS SEAL-IN® X 24
- ICEROSS SEAL-IN® X LOCKING 26
- ICEROSS SEAL-IN® V TRANSTIBIAL WITH WAVE 28
- ICEROSS SEAL-IN® X5 TRANSTIBIAL WITH WAVE 29
- ICEROSS SEAL-IN® X5 TRANSTIBIAL 30
- ICEROSS DERMO SEAL-IN® 31
- ICEROSS® SYNERGY™ LOCKING WITH WAVE 32
- ICEROSS® SYNERGY™ LOCKING 33
- ICEROSS DERMO® LOCKING WITH WAVE 34
- ICEROSS DERMO® LOCKING 35
- ICEROSS DERMO® UNIFORM LOCKING 36
- ICEROSS COMFORT® LOCKING WITH WAVE 37
- ICEROSS COMFORT® LOCKING 38
- ICEROSS® ORIGINAL LOCKING 39
- ICEROSS® SPORT LOCKING 40
- PROTECT™ LOCKING 41
- SENSITIVE™ LOCKING 42
- RELAX™ LOCKING 43
- SOFT C™ LOCKING 44
- ICEROSS® SYNERGY™ CUSHION 45
- ICEROSS® SYNERGY™ CUSHION WITH WAVE 46
- ICEROSS DERMO® CUSHION 47
- ICEROSS DERMO® CUSHION WITH WAVE 48
- ICEROSS DERMO® UNIFORM CUSHION 49
- ICEROSS COMFORT® CUSHION 50
- ICEROSS® ACTIVA WITH TIBIAGUARD™ CUSHION 51
- PROTECT™ CUSHION 52
- ICEFORM® LOCKING AND CUSHION 53
- RELAX™ CUSHION 54
- ICEROSS® SLEEVE 55
- ICEFLEX® BALANCE SLEEVE 56
- ICEFORM® SLEEVE 57
- GENU SLEEVE 58
- ICEROSS® TRANSFEMORAL LINERS BY ÖSSUR 59
- ICEROSS SEAL-IN® X TF 61
- ICEROSS SEAL-IN® X5 TRANSFEMORAL 63

ÖSSUR PROSTHETICS PRODUCT CATALOG

TABLE OF CONTENTS

ICEROSS SEAL-IN® TRANSFEMORAL 64
4SEAL CLASSIC™ 65
ICEROSS® TRANSFEMORAL LOCKING 67
AKOS™ 68
RELAX™ TRANSFEMORAL 70
ICEROSS® UPPER-X LOCKING 72
ACCESSORIES 73
COMFORT SCS 76
RELAX NIGHT CARE 77
EASY CUT VOLUME COMPENSATION SOCK 78
ICEROSS® DIRECT CASTING LINER 80
DIRECT SOCKET TOOL KIT 81
DIRECT SOCKET TOOLS AND TOOL KIT SPARE PARTS 82
DIRECT SOCKET TT 83
DIRECT SOCKET MATERIALS 86
PRESSURE PADS 87

ÖSSUR KNEES AND LEGS 88
BALANCE™ KNEE OFM2 SE 91
BALANCE™ KNEE OFM1 SE 92
BALANCE™ KNEE OM8 SE 94
OP2 SE KNEE™ 95
BALANCE™ KNEE OFM2 96
BALANCE™ KNEE OFM1 97
BALANCE™ KNEE OM8 99
LOCKING KNEE 100
POWER KNEE™ 101
RHEO KNEE® 105
RHEO KNEE® XC 109
TOTAL KNEE® 1900 113
TOTAL KNEE® 2000 116
TOTAL KNEE® 2100 119
OH5 KNEE™ 122
OH7 KNEE™ 124
MAUCH® KNEE 126
MAUCH® KNEE PLUS 127
OP2 KNEE™ 129
OHP3 KNEE™ 130
OP4 KNEE™ 132
OP5 KNEE™ 133
PASO KNEE 135

ÖSSUR FEET 137
UNITY® VACUUM SUSPENSION SYSTEM 139
BALANCE™ FOOT S 140
BALANCE™ FOOT S TORSION 144
K2 SENSATION® WITH D/P FLEXION™ 148

ÖSSUR PROSTHETICS PRODUCT CATALOG

TABLE OF CONTENTS

K2 SENSATION® 152
FLEX-FOOT BALANCE® WITH D/P FLEXION™ 156
FLEX-FOOT® BALANCE 160
BALANCE™ FOOT J 165
FLEX-FOOT® 170
FLEX-FOOT ASSURE® 171
PROPRIO FOOT® 177
TALUX® 182
PRO-FLEX® PIVOT 189
PRO-FLEX® XC 194
PRO-FLEX® XC TORSION 199
PRO-FLEX® LP 204
PRO-FLEX® LP TORSION 209
PRO-FLEX® LP ALIGN 214
VARI-FLEX® 218
LP VARI-FLEX® 228
VARI-FLEX® MODULAR™ 234
RE-FLEX ROTATE™ 240
RE-FLEX SHOCK™ 248
CHEETAH® XPLORE 257
FLEX-SYMES™ 261
CHOPART 265
SKINERGY™ PLUS - SPLIT TOE FRONT 268
SKINERGY™ PLUS - CLOSED TOE FRONT 269
UNITY® SPARE PARTS 270

ÖSSUR SPORT SOLUTIONS 271
CHEETAH® KNEE 272
CHEETAH® XPANSE 274
CHEETAH® XCEL 277
CHEETAH® XCEED 280
FLEX-RUN™ WITH NIKE SOLE 282
FLEX-FOOT CHEETAH® 285
FLEX-FOOT CHEETAH® XTREME WITH NIKE SPIKE PAD 288
FLEX-FOOT CHEETAH® XTEND WITH NIKE SPIKE PAD 291

ÖSSUR JUNIOR SOLUTIONS 294
ICEROSS STABILO® JUNIOR LOCKING LINER WITH WAVE 296
ICEROSS DERMO® JUNIOR LOCKING LINER WITH WAVE 297
VARI-FLEX® JUNIOR 298
FLEX-FOOT® JUNIOR 301
CHEETAH® JUNIOR WITH NIKE SOLE 303
CHEETAH® XPLORE JUNIOR 305
FLEX-RUN™ JUNIOR WITH NIKE SOLE 308
TOTAL KNEE® JUNIOR 310
JUNIOR ADAPTERS 313

ÖSSUR PROSTHETICS PRODUCT CATALOG

TABLE OF CONTENTS

ÖSSUR POST-OP SOLUTIONS 314
- ÖSSUR RIGID DRESSING (ORD) 317
- ICEROSS® POST-OP TT LINER 318
- ICEROSS® POST-OP TF LINER 319
- FIRST™ 320

ÖSSUR ICELOCK® SERIES 321
- ICELOCK® 100 SERIES 323
- ICELOCK® 200 SERIES 324
- ICELOCK® 300 SERIES 328
- ICELOCK® 400 SERIES 330
- ICELOCK® 500 SERIES 332
- ICELOCK® 544 SERIES 333
- ICELOCK® 562 HYBRID 337
- ICELOCK® 600 SERIES 338
- ICELOCK® 700 SERIES 342

ÖSSUR ADAPTERS 344
- WEIGHT LIMIT 100KG (220LBS) 344
- WEIGHT LIMIT 166KG (365LBS) 347
- WEIGHT LIMIT 125KG (275LBS) 347
- WEIGHT LIMIT 136KG (300LBS) 347
- VACU VALVE 351

ÖSSUR TOUCH SOLUTIONS 353
- i-LIMB® FEATURE OVERVIEW 353
- i-LIMB® QUANTUM 354
- i-LIMB® ULTRA 357
- i-LIMB® ACCESS 359
- i-LIMB® 361
- i-LIMB® WRIST 363
- i-DIGITS™ QUANTUM 364
- i-DIGITS™ ACCESS 365
- i-DIGITS™ 366
- VIRTU-LIMB™ 368
- DEMO-LIMB™ 369
- ELECTRODES 370
- CHARGERS & BATTERIES 372
- i-LIMB® 374
- COVERINGS 375
- LIVINGSKIN™ 380

INVENTORS 382

GENERAL INFORMATION 384
- TERMS OF SALE AND POLICIES 385
- WARRANTY PROCEDURE 386
- RETURNS / COMPLAINTS FORM 388
- NOTES 389

ÖSSUR **BALANCE** SOLUTIONS

Getting the balance right

For many people with limb-loss, age and poor health can have a significant impact on mobility and confidence. The use of a prosthetic limb can be challenging in itself, so feeling secure and comfortable from the outset is vital if the user is to maintain a level of independence, however small.

ÖSSUR BALANCE SOLUTIONS

Designed to support less active people who may struggle to maintain a balance of safety, comfort and mobility.

And getting that balance right can mean greater independence, with an increase in both the frequency and safety of transfers and ambulation.

Those with diabetes and vascular conditions are especially in need of an appropriate prosthetic solution to help them achieve the right balance. A liner, for example, needs to protect vulnerable skin, and the socket should be easy to use and provide secure suspension. A prosthetic knee, if required, should offer effective stability and support for confident single-speed ambulation, while a foot module should deliver a level of energy return that is in proportion to the activity and load.





FEEL SAFE
FEEL COMFORTABLE

LINERS



Iceross
Seal-In® X



Iceross
Seal-In® X TF

KNEES



Balance™ Knee
OFM1



Balance™ Knee
OFM2

FEET — UNITY® COMPATIBLE



K2 Sensation®
with D/P Flexion™



Balance™ Foot J



Flex-Foot® Assure

ÖSSUR **DYNAMIC** SOLUTIONS

Taking a more dynamic role

The more experienced prosthetic user engages increasingly with the more dynamic challenges of everyday life – from shopping and gardening, to light work and longer walks. The choice of prosthetic solution is critical in supporting people to play an active role in society, to return to work where appropriate and enjoy life to the full.

ÖSSUR DYNAMIC SOLUTIONS

Designed to encourage increasingly active people who want to enhance their mobility and return to regular activities.

And by overcoming potential obstacles to a more dynamic lifestyle it is possible to reduce the impact of limb loss on the wider community, as well as the individual.

For people with a dynamic lifestyle, a good liner and a comfortable socket are the basis for effective, secure suspension. Comfort is also critical if you are on your feet for long periods, perhaps at work or caring for others. A prosthetic knee should offer fluid, natural movement with a suitable level of stability, while a foot module needs to incorporate great energy return and the range of motion with smooth roll-over resulting in less sound side loading.





FEEL CONFIDENT
FEEL FREE

LINERS



Iceross
Seal-In® X



Iceross
Seal-In® X TF

KNEES



Power Knee™



Rheo Knee® &
Rheo Knee® XC



Paso Knee

FEET

UNITY®
COMPATIBLE



Proprio Foot®



Re-Flex Rotate™



Re-Flex Shock™



Pro-Flex® Pivot



Pro-Flex® XC



Pro-Flex® XC
Torsion



Pro-Flex® LP



Pro-Flex® LP
Torsion



Pro-Flex® LP Align*

* Pro-Flex® LP Align: Not Unity compatible.

ÖSSUR **JUNIOR** SOLUTIONS

Keeping childhood fun

Even the youngest prosthetic user wants to get the most out of life – running around with friends and family, enjoying school and generally having fun. Prosthetic solutions for children need to enable them to do all that and more. Childhood should be a time of aspiration and adventures, when maximum mobility supports personal development.

ÖSSUR JUNIOR SOLUTIONS

Designed to champion children and their aspirations, from playing with friends, to competitive sport.

And children who are actively having fun, despite a potential disability, send out a great message to their peers and others.

Stability is naturally a fundamental aspect of prosthetic solutions for youngsters. That and a high level of flexibility and energy return. From sturdy knee joints, to dynamic foot modules and comfortable socket liners, Össur has it covered.





FEEL HAPPY
FEEL ADVENTUROUS

LINERS



Iceross Stabilo® Junior
Locking Liner With Wave



Iceross Dermo® Junior
Locking Liner With Wave

KNEES



Total Knee® Junior

FEET



Flex-Foot® Junior



Vari-Flex® Junior



Flex-Run™ Junior
with Nike Sole



Cheetah® Junior
with Nike Sole



Cheetah®
Xplore Junior

ÖSSUR **SPORT** SOLUTIONS

Changing the world of sport

For those people returning to sport or discovering a new sporting passion, the goal is ultimately to fulfil their potential, whether the sport is competitive or not. Increased levels of performance and a challenging range of movement require more specialized prosthetics, designed specifically to cope with athletic demands.

ÖSSUR SPORT SOLUTIONS

Designed to empower athletes to fulfill their potential in sporting events and activities.

And elite sporting performances can help to raise the bar in terms of awareness and the perception of others in relation to limb loss.

Protection from high-impact forces is a must, when it comes to socket fit and effective liner suspension. The right foot module for the right sport is also critical in order to deliver appropriate energy return and shock absorption in the field, and the unique Nike Sole offers valuable traction out on the track. A prosthetic knee for sporting activities needs to cope with impact and deliver controlled, natural movement.





FEEL FOCUSED
FEEL EMPOWERED

LINERS



Iceross ® Sport Locking



Iceross Seal-In® X



Iceross Seal-In® X TF

KNEES



Cheetah® Knee

FEET



Flex-Run™ With Nike Sole



Flex-Foot Cheetah® Xtreme with Nike Spike Pad



Flex-Foot Cheetah® Xtend with Nike Spike Pad



Flex-Foot Cheetah®

ÖSSUR **POST-OP** SOLUTIONS

Supporting effective rehabilitation

The goal for most people, following major surgery, is to get back on their feet as soon as possible. Effective rehabilitation focuses on that goal, helping patients to heal quickly and prepare for a prosthetic limb as soon as it is feasible. A key part of the healing process is successful compression of the residual limb.

ÖSSUR POST-OP SOLUTIONS

Designed to assist patients during post-operative healing, with a view to regaining mobility as soon as possible.

And people who are well prepared for prosthetic solutions – physically and emotionally – tend to return more quickly to their preferred everyday activities.

Specialized Iceross silicone liners have been used in hospitals for years, as part of successful compression therapy for residual limbs. The intended results are often achieved when the liners are used in addition to a patented rigid dressing, with both helping to shape the limb and enabling it to develop more effectively.





FEEL PREPARED
FEEL BETTER



Össur Rigid Dressing



Iceross® Post-Op TT Liner



Iceross® Direct Casting Liner



Direct Socket Tool Kit



Direct Socket TT Kit

ÖSSUR **TOUCH** SOLUTIONS

Technology that touches lives

Össur Touch Solutions provide world-leading prosthetic technologies and supporting services designed to improve outcomes for people with upper limb deficiencies. Our advanced products include myoelectric prosthetic hands and partial hand solutions, as well as highly realistic passive silicon prostheses that match the natural appearance of the wearer.

We are committed to helping ensure that our users and customers have the best possible experience with our products by supporting them with training and a full range of clinical services.





FEEL INDEPENDENT
FEEL COMPLETE

MYOELECTRIC FULL HANDS



i-Limb®

MYOELECTRIC PARTIAL HANDS



i-Digits™

PASSIVE FUNCTIONAL HANDS



Livingskin™

ÖSSUR LINERS

TRANSFEMORAL SOLUTIONS



ICEROSS SEAL-IN X TF

SEAL-IN LINERS



ICEROSS SEAL-IN X5 TF

4SEAL CLASSIC

ICEROSS TRANSFEMORAL SEAL-IN

LOCKING LINERS



ICEROSS TRANSFEMORAL LOCKING

AKOS LINER

RELAX TRANSFEMORAL

UPPER EXTREMITY SOLUTIONS



ICEROSS UPPER-X LOCKING

ÖSSUR LINERS

TRANSTIBIAL SOLUTIONS



ICEROSS SEAL-IN X

SEAL-IN LINERS



ICEROSS SEAL-IN X5 TT | ICEROSS SEAL-IN V | ICEROSS DERMO SEAL-IN

LOCKING LINERS



ICEROSS COMFORT LOCKING | ICEROSS DERMO LOCKING | ICEROSS SYNERGY LOCKING | RELAX LOCKING | SENSITIVE LOCKING | ICEROSS ORIGINAL LOCKING | SOFT C LOCKING | ICEROSS SPORT LOCKING | PROTECT LOCKING | ICEFORM LOCKING

CUSHION LINERS



ICEROSS DERMO CUSHION | ICEROSS COMFORT CUSHION | ICEROSS SYNERGY CUSHION | ICEROSS ACTIVA WITH TIBIAGUARD CUSHION | PROTECT CUSHION | RELAX CUSHION | ICEROSS DERMO UNIFORM CUSHION | ICEROSS DERMO UNIFORM LOCKING | ICEFORM CUSHION

ÖSSUR LINERS

SUSPENSION METHODS

SEAL-IN X5

With a series of five seals the Iceross Seal-In X5 liner conforms to the shape of the residual limb and the internal socket wall, providing an airtight seal and improved comfort.

- Rotation control.
- Minimizes pistoning.
- Suspension without a knee sleeve.



SEAL-IN X5

SEAL-IN V

The volume adaptive blades incorporated in the seal accomodates shape changes. The Seal-In V liner provides reliable and comfortable suspension.

- Cushion suspension without a knee sleeve.
- Rotation control.



SEAL-IN V

SEAL-IN

With the ingenious Hypobaric Sealing Membrane (HSM™) the Iceross Seal-In Liner optimizes suspension and comfort while offering user convenience for daily use.

- Transtibial hypobaric suspension without a knee sleeve.
- Ease of donning and doffing.
- Improved rotation control.



SEAL-IN

SEAL-IN X

- The movable seal allows the user to position the seal on the perfect position and fully benefit from a secure and comfortable suspension. Donning a Seal-In liner has never been so easy.
- Individual positioning of the seal
- Exceptional rotation control.



SEAL-IN X

LOCKING

The locking feature offers users firm, secure and comfortable suspension. Can be used with either locking or lanyard systems.



LOCKING

CUSHION

A soft, extra thick distal cushion improves user comfort, protects sensitive distal ends, and conforms to irregular distal shapes.



CUSHION

4SEAL

With a series of 4 seals and a coated outer surface, the 4Seal Liner provides an airtight seal and improved handling.

- Suspension without a knee sleeve
- No donning aid necessary



4SEAL

ÖSSUR LINERS

CHARACTERISTICS

STABILIZING MATRIX
Integrated matrix allows radial stretch and limits vertical stretch for increased stability and skin comfort.


STABILIZING MATRIX

FABRIC COVER
The outer cover provides extreme wear and tear, strength, and durability while allowing radial stretch and comfortable elasticity.


FABRIC COVER

ACTIVE SKIN CARE
Vaseline® and Aloe Vera are incorporated in Dermasil® silicone to soothe and help maintain healthy skin.


ACTIVE SKIN CARE

DOUBLE DUROMETER
Two silicone durometers work together: Inner layer offers comfort and protection to the skin and outer layer offers cushioning and stability.


DOUBLE DUROMETER

WAVE
Allows for comfortable stretching of liner across the patella and controls folding of the liner in the sensitive area behind the knee.


WAVE

SILKEN INNER SURFACE
Micro engineered surface for skin conformance.


SILKEN INNER SURFACE

TIBIAGUARD
A soft, silicone pad with integrated Wave feature provides cushioning for the anterior tibia, while a thinner posterior silicone layer enhances control and proprioception. The combination of the two silicone profiles and the Wave design results in cushioning and freedom of movement.


TIBIAGUARD

CONICAL
This feature is designed to provide a much more comfortable and intimate liner fit for amputees with conical-shaped residual limbs. The conical shape incorporates a series of vertical waves intended to reduce pressure and help prevent the edges of the proximal end from rolling down.


CONICAL

UMBRELLAN
Umbrellan is a shielding against electromagnetic influences.


UMBRELLAN

EASY GLIDE
With the Easy Glide coating technology the liner offers users a high handling comfort. No lubricants are needed for donning and it is easy to clean.


EASY GLIDE

ICEROSS® TRANSTIBIAL LINERS BY ÖSSUR

Careful selection of the Iceross liner is required to produce maximum benefit to the user. When selecting the appropriate transtibial Iceross liner the following must be considered:

1. Size of the residual limb
2. Activity/Impact level of the user
3. Use of fitting aids
4. Profile
5. Fitting Aid

1. SIZE

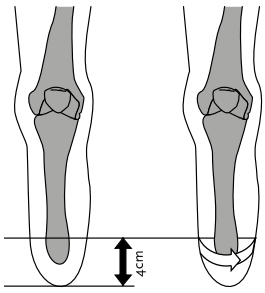

With the tissue of the residual limb hanging down, measure 4cm proximal to the distal end of the limb and mark this point on the skin. Measure the circumference of the limb at this point with medium tension on the tape measure.

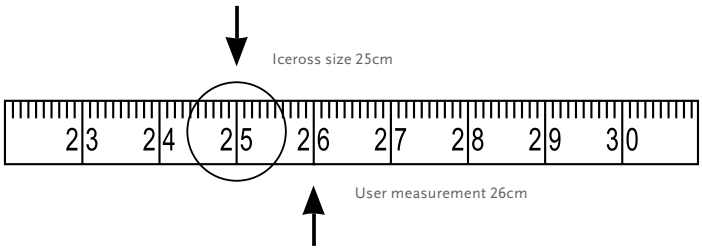

The measurement taken corresponds to the size of Iceross to be used. Select the liner size matching your measurement or, if between sizes, select the next size below. Do not select a size larger than your measurement or more than one size below the measurement. E.g. if the circumference of the limb measures 26cm, select Iceross size 25.

NOTE - ICEROSS LOCKING LINERS:

The incorporated size-specific umbrella works in conjunction with the matrix. Function of both the umbrella and matrix is dependent on correct size selection of the Iceross liner. Incorrect sizing may cause discomfort to the user, perspiration and reduced control of the prosthesis.

NOTE - ICEROSS SEAL-IN LINERS:

For Iceross Seal-In liners, it is essential that the Hypobaric Sealing Membrane (HSM™) sits correctly against the liner around its full circumference. Once you have selected the liner according to our instructions, assess the membrane according to the pictures below, visually and manually. Picture 3 is the optimal situation. **In some cases, the next size down may need to be selected to achieve this fitting (this is unique to Iceross Seal-In liners and should not be applied to other Iceross models, including the Iceross Seal-In X5 and Seal-In V liners).**

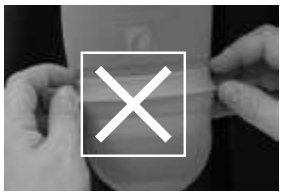

1. LINER IS TOO SMALL



2. LINER IS TOO BIG



3. LINER FITS CORRECTLY

The sizing recommendations are intended as a guide. There may be occasions when alternative sizes need to be selected.

ICEROSS® TRANSTIBIAL LINERS BY ÖSSUR

2. IMPACT LEVELS

The impact levels are important considerations when selecting a liner. Impact levels relate to the amount of loading placed through the Iceross liner.

3. FITTING AIDS

The profile of the Iceross is cylindrical with a rounded distal end. This design accommodates most residual limb shapes. There are occasions, however, when a patient will exhibit an unusual or irregular residual limb shape that does not enable a total contact fit between the skin and the Iceross. The fitting aids are designed to work in conjunction with the Iceross to change the profile of unusual or irregular residual limb shapes to match that of the Iceross. This process is known as profile matching.





Assess the residual limb shape:

- If the shape is cylindrical, then no fitting aids are required.
- If the residual limb presents a square or flattened distal end, then an Iceross Pad should be installed distally to ensure profile matching between the end of the residual limb and the rounded end of the Iceross liner.
- If the residual limb is conical in shape, then a Distal Cup could be used in conjunction with the Iceross to help ensure correct profile matching. The Distal Cup will assist in providing a more cylindrical shape prior to fitting the Iceross liner.
- Iceross liner size is selected from a measurement taken over the Distal Cup on the residual limb.
- If the residual limb presents with a bulbous distal end (ankle disarticulation, Symes, Lisfranc, etc.), Iceross use is contraindicated and you should consult your local Össur representative to find an appropriate solution.

4. PROFILE

Measure the circumference of the residual limb approximately 30 cm above the distal end, refer to the horizontal axis of the selection chart. If the intersection from the horizontal and vertical axes lies in the light grey area of the chart then a standard profile is recommended, if it lies in the dark grey area then a conical profile is recommended.

5. FITTING AID

Transtibial Liner Selection Chart - Standard and Conical Profile

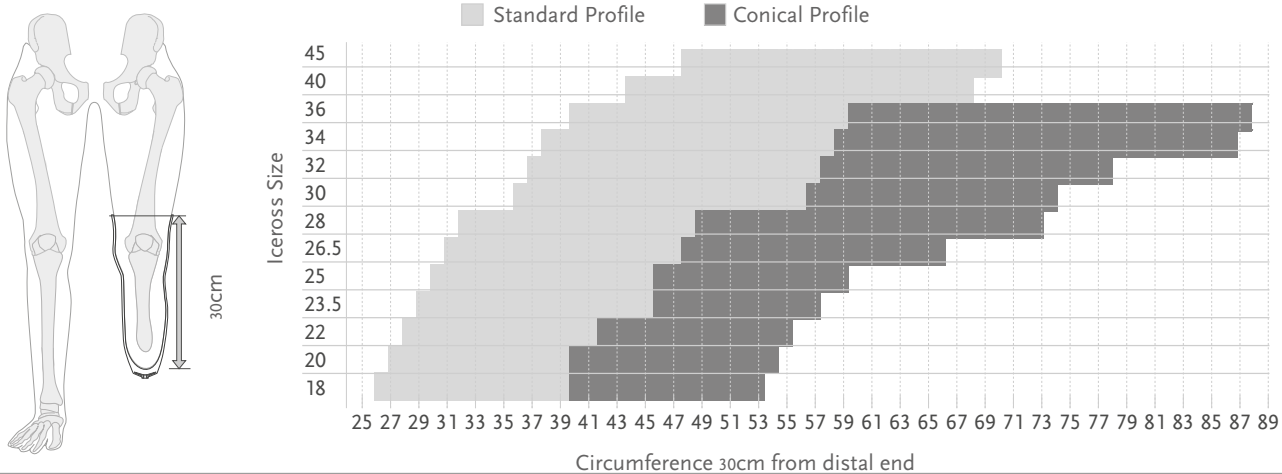

Note: This chart is only an indication of use and should only be used to support the CPO's own experience.

ICEROSS SEAL-IN® X

Providing advanced Seal-In technology for a wider range of users, Iceross Seal-In X is easier to invert and don, even for less active users who may have hand dexterity issues.

The sleeveless design features a separate seal ring, which can be flexibly positioned for optimum suction regardless of limb shape. It can also be moved as necessary throughout the day for added comfort. Special seamless fabric elongates appropriately over the patella for knee flexion, while the soft, yet durable silicone blend helps nurture potentially fragile skin.

The seal-ring offering provides three different options:
- X-Classic
- X-Grip
- X-Volume

The modular nature of the product makes selection easier, enhancing inventory control. Seal rings can also be renewed as required, without the need for a new liner.

Seal-In X technology is intended for use with Össur's Unity vacuum system.

With the Easy Glide coating technology the liner offers users a high handling comfort. No lubricants are needed for donning and it is easy to clean. Easy-glide coating only applies to the seal-rings.

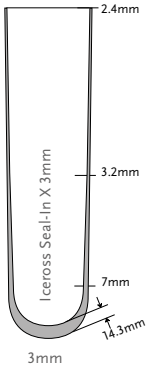

3mm

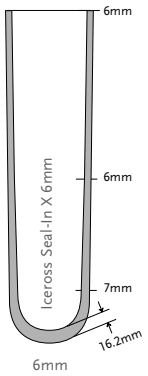

6mm


X-Classic


X-Grip


X-Volume



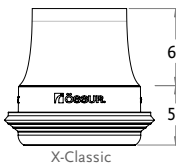

X-Classic

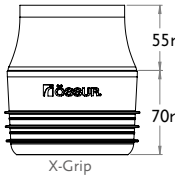

X-Grip

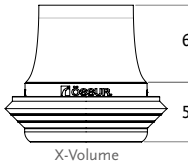

X-Volume

User Information	
Amputation Level:	Transtibial
Impact Level:	Low to High
Liner Information	
Liner Sizes:	16,18,20,22,23.5,25,26.5,28,30,32,34,36,40*.
Liner Profiles:	3mm, 6mm
Seal Ring Sizes:	20,22,24,26,28,30,32,35,38,41,44,47,51,55, 60,65

*Size 40 is only available in 3mm.

SUSPENSION METHOD

SEAL-IN X

FEATURES

FABRIC COVER

ACTIVE SKIN CARE

SILKEN INNER SURFACE

EASY GLIDE

ICEROSS SEAL-IN® X

SEAL RING SIZE SELECTION

1. Measure residual limb circumference (in cm) at the appropriate location, directly on the skin
2. Refer to the sizing chart to estimate correct device size
3. Sizing chart legend: X-Seal size, Y-Circumference (cm), A-Tight fit, B-Loose fit

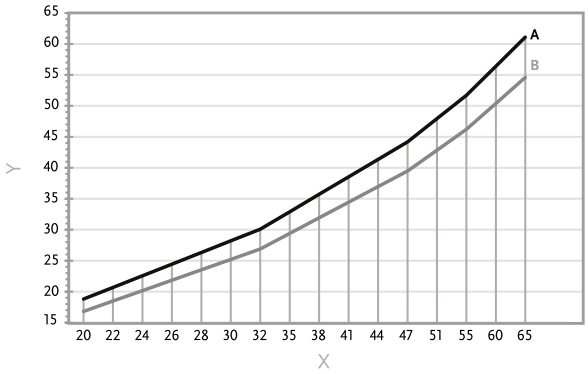

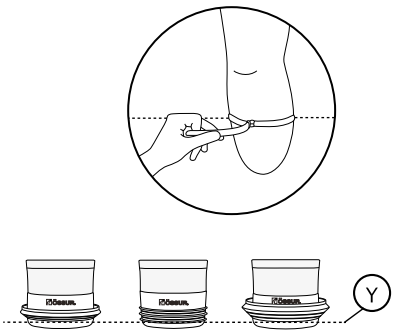

MINIMUM RECOMMENDED LENGTH OF RESIDUAL LIMB

Measure from mid-patella tendon to distal end. Compare the measurement to the table below.

Liner Size	Minimum Length
16-23,5	11cm
25-30	12cm
32-36	13cm
40	14cm

PART NUMBER INFORMATION - ICEROSS SEAL-IN X LINER

Part#	Description	Contains
I-4443XX	Iceross Seal-In X 3mm	Liner
I-4446XX	Iceross Seal-In X 6mm	Liner
I-SXC0XX	Iceross Seal-In X-Classic	Seal-In X-Classic Ring
I-SXG0XX	Iceross Seal-In X-Grip	Seal-In X-Grip Ring
I-SXV0XX	Iceross Seal-In X-Volume	Seal-In X-Volume Ring
I-RXC001	Seal-In X-Classic Kit 26-51	10 Seal-In X-Classic Rings
I-RXC004	Seal-In X-Classic Kit 20-65	16 Seal-In X-Classic Rings
I-RXG001	Seal-In X-Grip Kit 26-51	10 Seal-In X-Grip Rings
I-RXG004	Seal-In X-Grip Kit 20-65	16 Seal-In X-Grip Rings
I-RXV001	Seal-In X-Volume Kit 26-51	10 Seal-In X-Volume Rings
I-RXV004	Seal-In X-Volume Kit 20-65	16 Seal-In X-Volume Rings

ICEROSS SEAL-IN® X LOCKING

The Iceross Seal-In X Locking liner is a silicone liner for trans-tibial amputees of all activity levels, providing superior function by combining the benefits of locking suspension with the benefits of Seal-In. The liner is available in both 3mm and 6mm profiles.

The liner features:
- Soft DermoGel® silicone
- Seamless functional textile for easy knee bending
- Stabilizing matrix
- Compatible with all movable seal-ring options

The seal-ring offering provides three different options:
- X-Classic
- X-Grip
- X-Volume

The liner should be used with the Icelock 562 Hybrid (L-562000) and an airtight socket.

Combine Seal-In Technology with Unity vacuum system for stabilization of volume fluctuations and comfortable socket fit throughout the day.

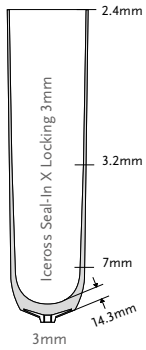

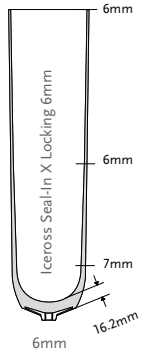


X-Classic


X-Grip


X-Volume



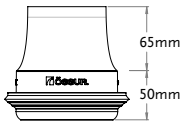

X-Classic

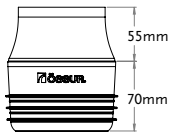

X-Grip

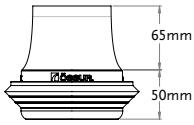

X-Volume

User Information	
Amputation Level:	Transtibial
Impact Level:	Low to High
Liner Information	
Liner Sizes:	16,18,20,22,23.5,25,26.5,28,30,32,34,36,40,45
Liner Profiles:	3mm and 6mm
Seal Ring Sizes:	20,22,24,26,28,30,32,35,38,41,44,47,51,55, 60,65
Matrix	10 cm

SUSPENSION METHOD

SEAL-IN X

LOCKING

FEATURES

FABRIC COVER

ACTIVE SKIN CARE

SILKEN INNER SURFACE

EASY GLIDE*

STABILIZING MATRIX

* Easy Glide only applies to the Seal Rings

ICEROSS SEAL-IN® X LOCKING

SEAL RING SIZE SELECTION

1. Measure residual limb circumference (in cm) at the appropriate location, directly on the skin
2. Refer to the sizing chart to estimate correct device size
3. Sizing chart legend: X-Seal size, Y-Circumference (cm), A-Tight fit, B-Loose fit

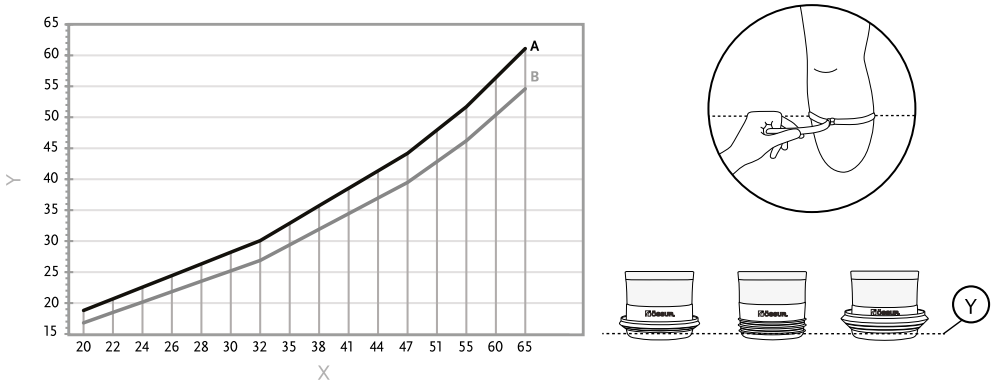

PART NUMBER INFORMATION - ICEROSS SEAL-IN X LINER

Part#	Description	Contains
I-SXL3XX	Iceross Seal-In X Locking 3mm	Liner in size XX and 3mm profile
I-SXL6XX	Iceross Seal-In X Locking 6mm	Liner in size XX and 6mm profile
I-SXC0XX	Iceross Seal-In X-Classic	Seal-In X-Classic Ring
I-SXG0XX	Iceross Seal-In X-Grip	Seal-In X-Grip Ring
I-SXV0XX	Iceross Seal-In X-Volume	Seal-In X-Volume Ring
I-RXC001	Seal-In X-Classic Kit 26-51	10 Seal-In X-Classic Rings
I-RXC004	Seal-In X-Classic Kit 20-65	16 Seal-In X-Classic Rings
I-RXG001	Seal-In X-Grip Kit 26-51	10 Seal-In X-Grip Rings
I-RXG004	Seal-In X-Grip Kit 20-65	16 Seal-In X-Grip Rings
I-RXV001	Seal-In X-Volume Kit 26-51	10 Seal-In X-Volume Rings
I-RXV004	Seal-In X-Volume Kit 20-65	16 Seal-In X-Volume Rings

ICEROSS SEAL-IN® V TRANSTIBIAL WITH WAVE

Based on the Iceross Cushion profile, Iceross Seal-In V has a soft distal end for close fit and comfort.

Iceross Seal-In V is available with the seal in two different locations, Standard and High Profile. The High Profile variant should be used when residual limb length allows for it, especially in case of sensitive spots on the distal tibial crest.

Össur recommends Iceross Seal-In V for amputees already past the initial phase of volume and shape conditioning, during the first months post-amputation Iceross Dermo Cushion & Iceross Sleeve are recommended.

User Information	
Amputation Level:	Transtibial
Impact Level:	All
Liner Information	
Sizes:	18,20,22,23.5,25,26.5,28,30,32,34,36.
Profile:	3mm wave

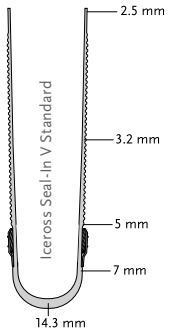

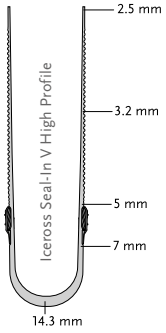



SUSPENSION METHOD

SEAL-IN V

FEATURES

FABRIC COVER

ACTIVE SKIN CARE

SILKEN INNER SURFACE

WAVE

SEAL HEIGHTS AND TRIM LINES

	Minimal Residual Length*	
Liner Size	Standard	High Profile
18-20	10cm	13cm
21-25	11cm	14cm
26-30	12cm	15cm
31-36	13cm	16cm

*Residual limb shapes and trim line preference varies, minimum residual length values are approximates only.

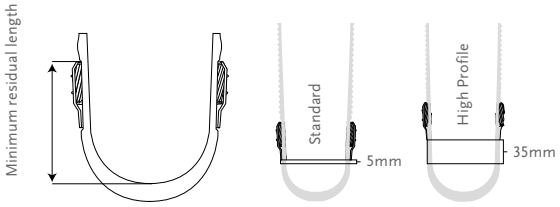

PART NUMBER INFORMATION - ICEROSS SEAL-IN V TRANSTIBIAL LINER WITH WAVE

Part#	Profile	Description
I-4713XX	Wave 3mm	Seal-In V
I-4723XX	Wave 3mm	Seal-In V High Profile

ICEROSS SEAL-IN® X5 TRANSTIBIAL WITH WAVE



The Iceross Seal-In X5 with Wave incorporates a series of five integrated seals that conform to the shape of the residual limb and the internal socket wall, providing an airtight seal.

The Iceross Seal-In X5 with Wave offers security and freedom of movement.

Össur recommends that Iceross Seal-In X5 Transtibial Liner with Wave is used in conjunction with the Icelock® 500 Series Expulsion Valve.

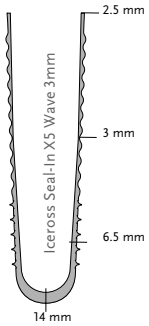



User Information	
Amputation Level:	Transtibial
Impact Level:	All
Liner Information	
Size Standard:	18,20,22,23.5,25,26.5,28,30,32,34,36.
Profile:	3mm
Matrix:	10-13cm

SUSPENSION METHOD



SEAL-IN X5

FEATURES



STABILIZING MATRIX



FABRIC COVER



ACTIVE SKIN CARE



SILKEN INNER SURFACE



WAVE

MINIMUM RECOMMENDED LENGTH OF RESIDUAL LIMB

Liner Size	Matrix Length
18	10cm
20-25	11cm
26.5-30	12cm
32-36	13cm

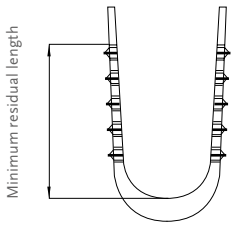

Matrix size varies depending on the liner size, the smaller the liner the shorter the matrix.

PART NUMBER INFORMATION - ICEROSS SEAL-IN X5 TRANSTIBIAL LINER WITH WAVE

Part#	Profile	Suspension Method	Matrix
I-3664XX	Wave 3mm	Seal-In X5	10 -13cm

ICEROSS SEAL-IN® X5 TRANSTIBIAL

The Iceross Seal-In X5 incorporates a series of five integrated seals that conform to the shape of the residual limb and the internal socket wall, providing an airtight seal.

Össur recommends that Iceross Seal-In X5 Transtibial Liner is used in conjunction with the Icelock® 500 Series Expulsion Valve.

User Information	
Amputation Level:	Transtibial
Impact Level:	All
Liner Information	
Size Standard:	18,20,22,23.5,25,26.5,28,30,32,34,36.
Profile:	3mm
Matrix:	10-13cm



SUSPENSION METHOD

SEAL-IN X5

FEATURES

STABILIZING MATRIX

FABRIC COVER

ACTIVE SKIN CARE

SILKEN INNER SURFACE

MINIMUM RECOMMENDED LENGTH OF RESIDUAL LIMB

Liner Size	Matrix Length
18	10cm
20-25	11cm
26.5-30	12cm
32-36	13cm

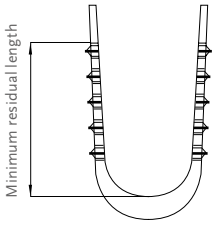

PART NUMBER INFORMATION - ICEROSS SEAL-IN X5 TRANSTIBIAL LINER

Part#	Profile	Suspension Method	Matrix
I-3663XX	3mm	Seal-In X5	10 -13cm

ICEROSS DERMO SEAL-IN®

Made with the softest silicone, Iceross Dermo cushions the limb while actively caring for the skin of vascular patients and those with sensitive skin.

Iceross Dermo is a premium suspension liner that provides superb softness, gentle skin contact and Active Skin Care ingredients. The combination of DermoGel® silicone with an ultra-strong and elastic Supplex® fabric cover offers excellent durability and an intimate fit.

Össur recommends that Iceross Dermo Seal-In Liner is used in conjunction with the Icelock® 500 Series Expulsion Valve.

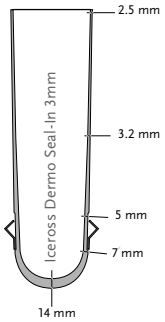



User Information	
Amputation Level:	Transtibial
Impact Level:	Low to High
Liner Information	
Size Standard:	18,20,22,23.5,25,26.5,28,30,32,34,36.
Profile:	3mm
Matrix:	10cm

SUSPENSION METHOD

SEAL-IN

FEATURES

STABILIZING MATRIX

FABRIC COVER

ACTIVE SKIN CARE

SILKEN INNER SURFACE

PART NUMBER INFORMATION - ICEROSS DERMO SEAL-IN LINER

Part#	Profile	Suspension Method	Matrix
I-4613XX	3mm	Seal-In	10cm

ICEROSS® SYNERGY™ LOCKING WITH WAVE

The Iceross Synergy liner with Wave incorporates a combination of two different silicone durometers to provide the perfect balance of comfort and stability.

A firm silicone outer layer provides stability for active use, while a softer shock-absorbing inner layer nurtures the skin, offering superb suspension and comfort.

Iceross Synergy with Wave makes the liner easier to flex at the knee, allowing it to adapt more to the user's movements. Less resistance means that less energy is required to flex the knee.

Össur recommends that Iceross Synergy Liner with Wave is used in conjunction with the Icelock® 600 Series.

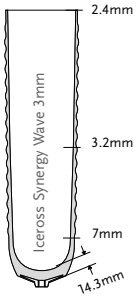



User Information	
Amputation Level:	Transtibial
Impact Level:	Moderate to Extreme
Liner Information	
Size Standard:	16,18,20,22,23.5,25,26.5,28,30,32,34,36, 40,45.
Profile:	3mm
Matrix:	10cm or Custom 2-14cm*

SUSPENSION METHOD

LOCKING

FEATURES

STABILIZING MATRIX | FABRIC COVER | ACTIVE SKIN CARE | SILKEN INNER SURFACE | DOUBLE DUROMETER | WAVE

PART NUMBER INFORMATION - ICEROSS SYNERGY LINER WITH WAVE

Part#	Profile	Suspension Method	Matrix
I-6303XX	3mm Wave	Locking	10cm
I-6206XX	3mm Wave	Locking	Custom 2-14cm*

*For a custom matrix, please specify the required matrix length on your order. Please note that deviation in the stabilizing matrix length can be +/- 1.5cm.

ICEROSS® SYNERGY™ LOCKING

The Iceross Synergy liner incorporates a combination of two different silicone durometers to provide the perfect balance of comfort and stability.

A firm silicone outer layer provides stability for active use, while a softer shock-absorbing inner layer nurtures the skin, offering superb suspension and comfort.

Össur recommends that Iceross Synergy Liner is used in conjunction with the Icelock® 600 Series.

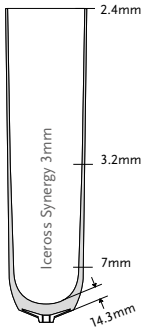



User Information	
Amputation Level:	Transtibial
Impact Level:	Moderate to Extreme
Liner Information	
Size Standard:	16,18,20,22,23.5,25,26.5,28,30,32,34,36, 40,45.
Profile:	3mm
Matrix:	10cm or Custom 2-14cm*

SUSPENSION METHOD

LOCKING

FEATURES

STABILIZING MATRIX | FABRIC COVER | ACTIVE SKIN CARE | SILKEN INNER SURFACE | DOUBLE DUROMETER

PART NUMBER INFORMATION - ICEROSS SYNERGY LINER

Part#	Profile	Suspension Method	Matrix
I-6003XX	3mm	Locking	10cm
I-6203XX	3mm	Locking	Custom 2-14cm*

*For a custom matrix, please specify the required matrix length on your order. Please note that deviation in the stabilizing matrix length can be +/- 1.5cm.

ICEROSS DERMO® LOCKING WITH WAVE

Made with the softest silicone, Iceross Dermo cushions the limb while actively caring for the skin of people with vascular problems or sensitive skin.

Iceross Dermo features horizontal waves designed for easier flexion at the knee, Iceross Dermo Conical also features vertical waves intended to help prevent the edges from rolling down.

A premium suspension liner that provides superb softness, gentle skin contact and Active Skin Care ingredients. The combination of DermoGel® silicone with an ultra-strong and elastic Supplex® fabric cover offers excellent durability and an intimate fit.

Össur recommends that Iceross Dermo Liner with Wave is used in conjunction with the Icelock® 600 series.

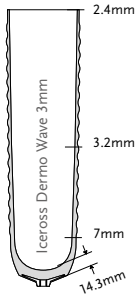



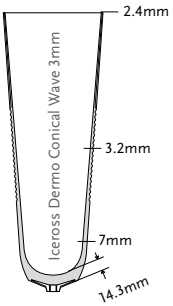



User Information	
Amputation Level:	Transtibial
Impact Level:	Low to Moderate
Liner Information	
Size Standard:	16,18,20,22,23.5,25,26.5,28,30,32,34,36, 40,45.
Size Conical:	18,20,22,23.5,25,26.5,28,30,32,34,36.
Profile:	3mm
Matrix:	10cm or Custom 2-14cm*

SUSPENSION METHOD

LOCKING

FEATURES

STABILIZING MATRIX · FABRIC COVER · ACTIVE SKIN CARE · SILKEN INNER SURFACE · WAVE · CONICAL

PART NUMBER INFORMATION - ICEROSS DERMO LINER WITH WAVE

Part#	Profile	Suspension Method	Matrix
I-4313XX	3mm Wave	Locking	10cm
I-4223XX	3mm Wave	Locking	Custom (2-14cm)*
I-4913XX	Conical 3mm Wave	Locking	10cm

*For a custom matrix, please specify the required matrix length on your order. Please note that deviation in the stabilizing matrix length can be +/- 1.5cm.

ICEROSS DERMO® LOCKING

Made with the softest silicone, Iceross Dermo cushions the limb while actively caring for the skin of people with vascular problems or sensitive skin.

Iceross Dermo is a premium suspension liner that provides softness, gentle skin contact and Active Skin Care ingredients. The combination of DermoGel® silicone with an ultra-strong and elastic Supplex® outer cover offers excellent durability and an intimate fit.

Össur recommends that Iceross Dermo Liner is used in conjunction with the Icelock® 600 Series.

User Information	
Amputation Level:	Transtibial
Impact Level:	Low to Moderate
Liner Information	
Size Standard:	16,18,20,22,23.5,25,26.5,28,30,32,34,36, 40,45*.
Profile:	3mm or 6mm
Matrix:	10cm or Custom 2-14cm*

* Iceross Dermo 6mm Custom Liner is not available in the following sizes: 16,18,34,36,40,45.

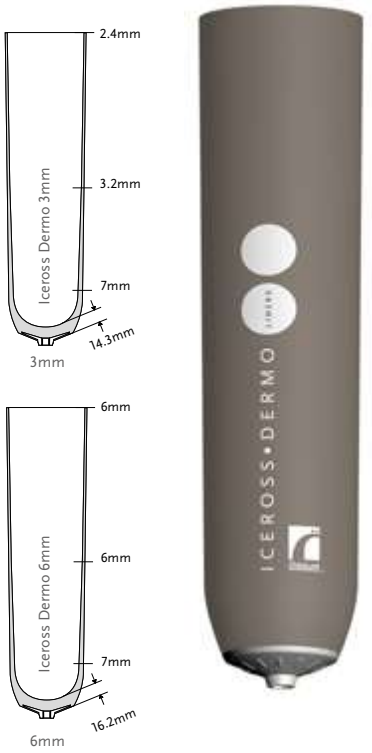

SUSPENSION METHOD

LOCKING

FEATURES

STABILIZING MATRIX | FABRIC COVER | ACTIVE SKIN CARE | SILKEN INNER SURFACE

PART NUMBER INFORMATION - ICEROSS DERMO LINER

Part#	Profile	Suspension Method	Matrix
I-4013XX	3mm	Locking	10cm
I-4213XX	3mm	Locking	Custom 2-14cm*
I-4016XX	6mm	Locking	10cm
I-4216XX	6mm	Locking	Custom 2-14cm*

*For a custom matrix, please specify the required matrix length on your order. Please note that deviation in the stabilizing matrix length can be +/- 1.5cm.

ICEROSS DERMO® UNIFORM LOCKING

Dermo Uniform profiles retrofit the ones commonly found in the market today, while still offering the popular features of our Dermo liners. Recommended for low to moderately active transtibial users, Iceross Dermo Uniform Liners are designed for vascular users and those with sensitive skin.

User Information	
Amputation Level:	Transtibial
Impact Level:	Low to Moderate
Liner Information	
Size Standard:	Small, Medium, Medium+, Large, Large+, X-Large.
Profile:	6mm Anterior, 3mm Posterior
Matrix:	10cm

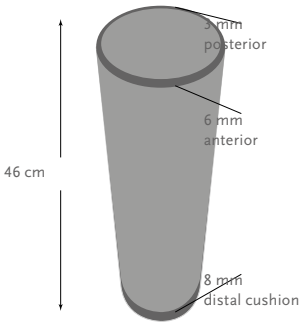



SUSPENSION METHOD

LOCKING

FEATURES

STABILIZING MATRIX | FABRIC COVER | ACTIVE SKIN CARE | SILKEN INNER SURFACE

SIZING

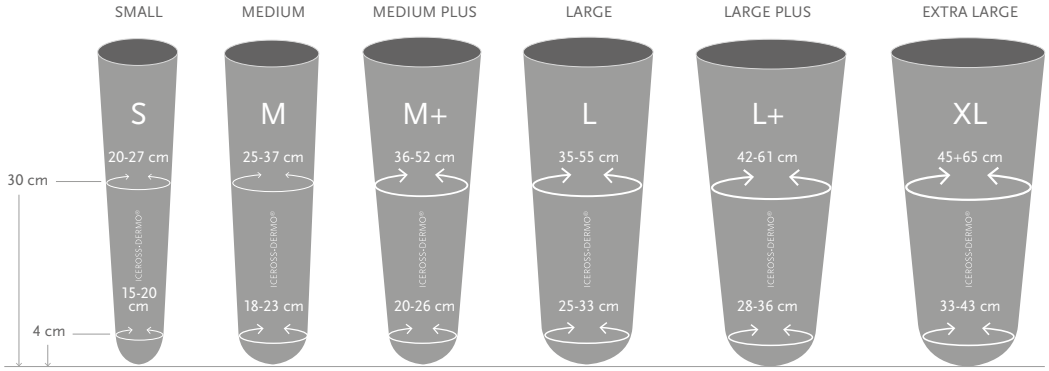

PART NUMBER INFORMATION - ICEROSS DERMO LINER

Part#	Profile	Suspension Method	Matrix
I-410615	Dermo Uniform 6mm Locking Small	Locking	10cm
I-410618	Dermo Uniform 6mm Locking Medium	Locking	10cm
I-410620	Dermo Uniform 6mm Locking Medium +	Locking	10cm
I-410625	Dermo Uniform 6mm Locking Large	Locking	10cm
I-410628	Dermo Uniform 6mm Locking Large +	Locking	10cm
I-410633	Dermo Uniform 6mm Locking XLarge	Locking	10cm

ICEROSS COMFORT® LOCKING WITH WAVE

Iceross Comfort is designed with Össur's stabilizing matrix, a size-specific distal attachment and a nylon fabric cover. Iceross Comfort utilizes soft Sensil® silicone and is designed for residual limbs with with bony prominences prone to pressure peaks.

Össur recommends that Iceross Comfort Liner with Wave is used in conjunction with the Icelock® 600 Series.

User Information	
Amputation Level:	Transtibial
Impact Level:	Low to Moderate
Liner Information	
Size Standard:	16,18,20,22,23.5,25,26.5,28,30,32,34,36,40,45
Profile:	3mm
Matrix:	10cm

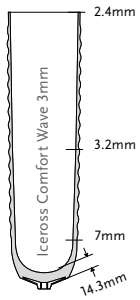



SUSPENSION METHOD

LOCKING

FEATURES

STABILIZING MATRIX

FABRIC COVER

SILKEN INNER SURFACE

WAVE

PART NUMBER INFORMATION - ICEROSS COMFORT LINER

Part#	Profile	Suspension Method
I-5303XX	3mm Wave	Locking

ICEROSS COMFORT® LOCKING

Iceross Comfort is designed with Össur's patented stabilizing matrix, a size-specific distal attachment and a nylon fabric cover. Iceross Comfort is designed for the needs of residual limbs with bony prominences prone to pressure peaks.

Össur recommends that Iceross Comfort Liner is used in conjunction with the Icelock® 600 Series.

User Information	
Amputation Level:	Transtibial
Impact Level:	Low to Moderate
Liner Information	
Size Standard:	16,18,20,22,23.5,25,26.5,28,30,32,34, 36,40,45.
Profile:	3mm or 6mm
Matrix:	10cm or Custom 2-14cm*

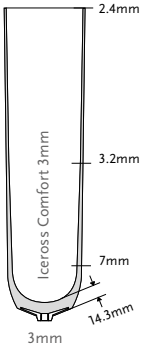

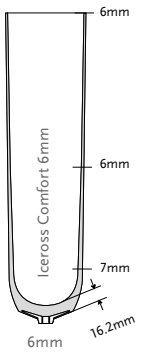



SUSPENSION METHOD



LOCKING

FEATURES



STABILIZING MATRIX



FABRIC COVER

PART NUMBER INFORMATION - ICEROSS COMFORT LINER

Part#	Profile	Suspension Method	Matrix
I-5406XX	3mm	Locking	10cm
I-5506XX	3mm	Locking	Custom 2-14cm*
I-5006XX	6mm	Locking	10cm
I-5106XX	6mm	Locking	Custom 2-14cm*

*For a custom matrix, please specify the required matrix length on your order. Please note that deviation in the stabilizing matrix length can be +/- 1.5cm.

ICEROSS® ORIGINAL LOCKING



The Iceross Original post-operative liner is easy to don and doff and is recommended for users from low to high activity levels who require good stability and suspension. The Stabilizing Matrix effectively minimizes pistoning.

Össur recommends that Iceross Original Liner is used in conjunction with the Icelock® 600 Series.

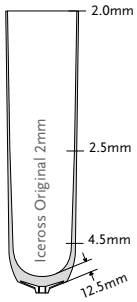



User Information	
Amputation Level:	Transtibial
Impact Level:	Low to High
Liner Information	
Size with cover:	16,18,20,22,23.5,25,26.5,28,30,32,34,36, 38,40, 42,45.
Size without cover:	12,14,16,18,20,22,23.5,25,26.5,28,30,32, 34,36,38,40,42,45.
Profile:	2mm
Matrix:	10cm or Custom 2-14cm*

SUSPENSION METHOD



LOCKING

FEATURES



STABILIZING MATRIX



FABRIC COVER

PART NUMBER INFORMATION - ICEROSS ORIGINAL WITH AND WITHOUT COVER

Part#	Description	Profile	Suspension Method	Matrix
I-0124XX	Iceross Original with Cover	2mm	Locking	10cm
I-2024XX	Iceross Original with Cover	2mm	Locking	Custom 2-14cm*
I-0104XX	Iceross Original without Cover	2mm	Locking	10cm
I-2004XX	Iceross Original without Cover	2mm	Locking	Custom 2-14cm*

*For a custom matrix, please specify the required matrix length on your order. Please note that deviation in the stabilizing matrix length can be +/- 1.5cm.

ICEROSS® SPORT LOCKING

For active amputees that experience greater stress on the residual limb and require additional stability and intimacy of fit. Iceross Sport features a double-layer silicone design and an Advanced Rotation Control System that together provide effective cushioning and rotational stability.

Unlike other suspension liners that are designed mainly for lower activity levels, Iceross Sport is designed specifically to give active amputees the stability and support needed to lead an active lifestyle.

Össur recommends that Iceross Sport Liner is used in conjunction with the Icelock® 600 Series.

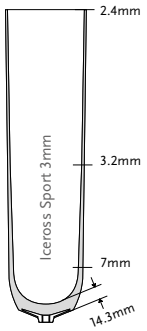



User Information	
Amputation Level:	Transtibial
Impact Level:	High to Extreme
Liner Information	
Size Standard:	16,18,20,22,23.5,25,26.5,28,30,32,34.
Profile:	3mm
Matrix:	10cm or Custom 2-14cm*

SUSPENSION METHOD

LOCKING

FEATURES

STABILIZING MATRIX

FABRIC COVER

ACTIVE SKIN CARE

DOUBLE DUROMETER

PART NUMBER INFORMATION - ICEROSS SPORT LINER

Part#	Profile	Suspension Method	Matrix	Items
I-1033XX	3mm	Locking	10cm	N/A
I-1233XX	3mm	Locking	Custom 2-14cm*	N/A

*For a custom matrix, please specify the required matrix length on your order. Please note that deviation in the stabilizing matrix length can be +/- 1.5cm.

PROTECT™ LOCKING

Protect provides secure suspension between the residual limb and the prosthesis. It is indicated for diabetic users with dry and atrophic skin. The liner has a microscopically smooth surface and permanently releases skin-care substances.

Benefits of Protect

- Cares for the sensitive skin of the residual limb with the permanent release of skin-care substances
- Saves time and energy, hard-wearing textile cover for easy donning and doffing

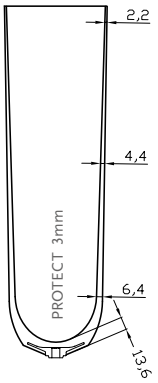



User Information	
Amputation Level:	Transtibial
Impact Level:	Low to Moderate
Liner Information	
Size Standard:	18, 20, 22, 23.5, 25, 26.5, 28, 30, 32, 34, 36, 38, 40, 45
Profile:	3mm
Matrix:	5cm + 3cm or 10cm + 3cm

SUSPENSION METHOD

LOCKING

FEATURES

STABILIZING MATRIX

FABRIC COVER

ACTIVE SKIN CARE

PART NUMBER INFORMATION

Part#	Profile	Suspension Method	Matrix
MC972XX	3mm	Locking	5cm + 3cm
MC971XX	3mm	Locking	10cm + 3cm

SENSITIVE™ LOCKING

Sensitive provides secure suspension between the residual limb and the prosthesis. It has been developed especially for users with tender residual limbs sensitive to pressure. The silicone used has particularly soft and cushioning properties and a microscopically smooth surface.

Sensitive
- Soft, cushioning silicone
- Saves time and energy due to the easy-sliding, hard-wearing textile cover for easy donning and doffing
- Pleasant wearing comfort due to good adhesion and soft tissue stabilization.

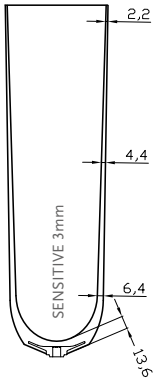

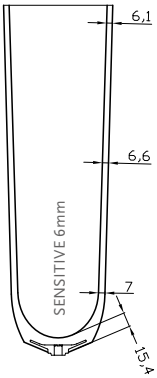



User Information	
Amputation Level:	Transtibial
Impact Level:	Low to Moderate
Liner Information	
Size Standard:	18, 20, 22, 23.5, 25, 26.5, 28, 30, 32, 34, 36, 38, 40, 45
Profile:	3mm or 6 mm
Matrix:	5cm + 3cm or 10cm + 3cm

SUSPENSION METHOD

LOCKING

FEATURES

STABILIZING MATRIX

FABRIC COVER

PART NUMBER INFORMATION

Part#	Profile	Suspension Method	Matrix
M8913XX	3mm	Locking	5cm + 3cm
M8915XX	3mm	Locking	10cm + 3cm
M8916XX	6mm	Locking	5cm + 3cm
M8914XX	6mm	Locking	10cm + 3cm

RELAX™ LOCKING



Relax Locking below-the-knee liner provides secure suspension between the residual limb and the prosthesis. The silicone used is particularly skin-friendly and easy to clean while the Umbrellan fabric is designed to treat phantom pain.

Benefits of Relax Locking

- Soft-tissue cohesion relieves stress on the residual limb
- Hard wearing textile for easy donning and doffing
- Pleasant wearing comfort due to good adhesion and soft tissue stabilization.

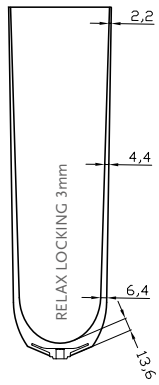

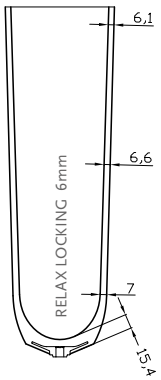



User Information	
Amputation Level:	Transtibial
Impact Level:	All
Liner Information	
Size Standard:	18, 20, 22, 23.5, 25, 26.5, 28, 30, 32, 34, 36, 38, 40, 45
Profile:	3mm or 6mm
Matrix:	5cm + 3cm or 10cm + 3cm

SUSPENSION METHOD



LOCKING

FEATURES



STABILIZING MATRIX



FABRIC COVER



UMBRELLAN

PART NUMBER INFORMATION

Part#	Profile	Suspension Method	Matrix
M8993XX	3mm	Locking	5cm + 3cm
M8994XX	3mm	Locking	10cm + 3cm
M8995XX	6mm	Locking	5cm + 3cm
M8996XX	6mm	Locking	10cm + 3cm

SOFT C™ LOCKING

SOFT C liner provides a secure suspension between the residual limb and the prosthesis. It has been specially developed for users with a healthy residual limb.

- Pleasant wearing comfort due to good adhesion and soft tissue stabilization.
- Saves time and energy, hard-wearing textile cover for easy donning and doffing.

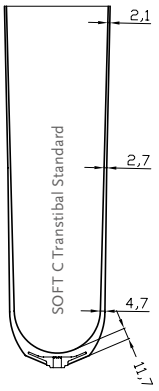



User Information	
Amputation Level:	Transtibal
Impact Level:	All
Liner Information	
Size Standard:	18, 20, 22, 23.5, 25, 26.5, 28, 30, 32, 34, 36, 38, 40, 42, 45
Profile:	Standard
Matrix:	2 zone matrix, 5cm + 3cm and 10cm + 3cm

SUSPENSION METHOD



LOCKING

FEATURES



STABILIZING MATRIX



FABRIC COVER



SILKEN INNER SURFACE

PART NUMBER INFORMATION

Part#	Profile	Suspension Method	Matrix
M8903XX	Standard	Locking	2 zone matrix, 5cm + 3cm
M8904XX	Standard	Locking	2 zone matrix, 10cm + 3cm

ICEROSS® SYNERGY™ CUSHION



The Iceross Synergy Cushion liner incorporates a combination of two different silicone durometers to provide the perfect balance of comfort and stability.

A firm silicone outer layer provides stability for active use, while a softer cushioning inner layer nurtures the skin, offering superb suspension and comfort.

Össur recommends that Iceross Synergy Cushion Liner is used in conjunction with the Iceross Sleeve and the Icelock® 500 Series.

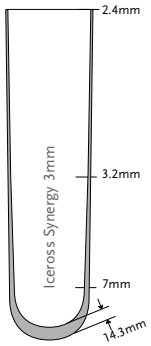



User Information	
Amputation Level:	Transtibial
Impact Level:	Moderate to Extreme
Liner Information	
Size Standard:	16,18,20,22,23.5,25,26.5,28,30,32,34,36,40.
Profile:	3mm

SUSPENSION METHOD



CUSHION

FEATURES



FABRIC COVER



ACTIVE SKIN CARE



SILKEN INNER SURFACE



DOUBLE DUROMETER

PART NUMBER INFORMATION - ICEROSS SYNERGY CUSHION LINER

Part#	Profile	Suspension Method
I-CL63XX	3mm	Cushion

ICEROSS® SYNERGY™ CUSHION WITH WAVE

The Iceross Synergy Cushion liner with Wave incorporates a combination of two different silicone durometers providing suspension and comfort.

A firm silicone outer layer provides stability for active use, while a softer cushioning inner layer nurtures the skin, offering superb suspension and comfort.

The Wave feature makes the liner easier to flex at the knee, allowing it to adapt more to the user's movements. Less resistance means that less energy is required to flex the knee. It stretches easily over the patella and effectively controls folding of the liner behind the knee.

Össur recommends that Iceross Synergy Cushion Liner with Wave is used in conjunction with the Icelock® 500 Series.

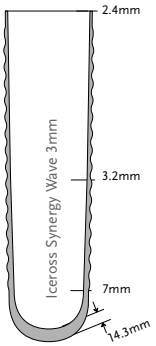



User Information	
Amputation Level:	Transtibial
Impact Level:	Moderate to Extreme
Liner Information	
Size Standard:	16,18,20,22,23.5,25,26.5,28,30,32,34,36,40.
Profile:	3mm

SUSPENSION METHOD

CUSHION

FEATURES

FABRIC COVER | ACTIVE SKIN CARE | SILKEN INNER SURFACE | DOUBLE DUROMETER | WAVE

PART NUMBER INFORMATION - ICEROSS SYNERGY CUSHION LINER WITH WAVE

Part#	Profile	Suspension Method
I-CW63XX	3mm Wave	Cushion

ICEROSS DERMO® CUSHION



Iceross Dermo Cushion liner is made with the softest silicone that actively cares for the skin.

This liner provides superb softness, gentle skin contact and Össur's Active Skin Care ingredients. The combination of DermoGel® silicone with an ultra-strong and elastic Supplex® fabric cover offers excellent durability and an intimate fit.

Össur recommends that Iceross Dermo Cushion Liner is used in conjunction with Iceross Sleeve and Icelock® 500 Series.

User Information	
Amputation Level:	Transtibial
Impact Level:	Low to High
Liner Information	
Size Standard:	16,18,20,22,23.5,25,26.5,28,30,32,34,36,40*.
Profile:	3mm or 6mm

*Size 40 is only available in 3mm.

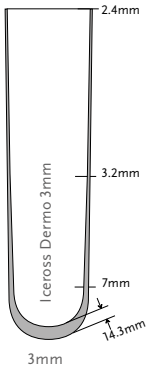

3mm

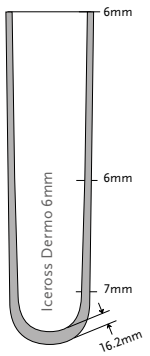

6mm



SUSPENSION METHOD



CUSHION

FEATURES



FABRIC COVER



ACTIVE SKIN CARE



SILKEN INNER SURFACE

PART NUMBER INFORMATION - ICEROSS DERMO CUSHION LINER

Part#	Profile	Suspension Method
I-CL43XX	3mm	Cushion
I-CL46XX	6mm	Cushion

ICEROSS DERMO® CUSHION WITH WAVE

Iceross Dermo Cushion Liner with Wave is made with the softest silicone that actively cares for the skin.

This liner provides superb softness, gentle skin contact and Össur's Active Skin Care ingredients. The combination of DermoGel® silicone with an ultra-strong and elastic Supplex® fabric cover offers excellent durability and an intimate fit.

The Wave feature makes the liner easier to flex at the knee, allowing it to adapt more to the user's movements. Less resistance means that less energy is required to flex the knee.

Össur recommends that Iceross Dermo Cushion Liner with Wave is used in conjunction with Iceross Sleeve and Icelock® 500 Series.

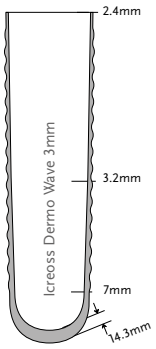



User Information	
Amputation Level:	Transtibial
Impact Level:	Low to High
Liner Information	
Size Standard:	16,18,20,22,23.5,25,26.5,28,30,32,34,36,40.
Profile:	3mm

SUSPENSION METHOD

CUSHION

FEATURES

FABRIC COVER | ACTIVE SKIN CARE | SILKEN INNER SURFACE | WAVE

PART NUMBER INFORMATION - ICEROSS DERMO CUSHION LINER WITH WAVE

Part#	Profile	Suspension Method
I-CW43XX	3mm	Cushion

ICEROSS DERMO® UNIFORM CUSHION

Dermo Uniform profiles retrofit the ones commonly found in the market today, while still offering the popular features of our Dermo liners. Recommended for low to moderately active transtibial users, Iceross Dermo Uniform Liners are for vascular users and those with sensitive skin.

User Information	
Amputation Level:	Transtibial
Impact Level:	Low to Moderate
Liner Information	
Size Standard:	Small, Medium, Medium+, Large, Large+, X-Large.
Profile:	6mm Anterior, 3mm Posterior



SUSPENSION METHOD

CUSHION

FEATURES

STABILIZING MATRIX | FABRIC COVER | ACTIVE SKIN CARE | SILKEN INNER SURFACE

SIZING

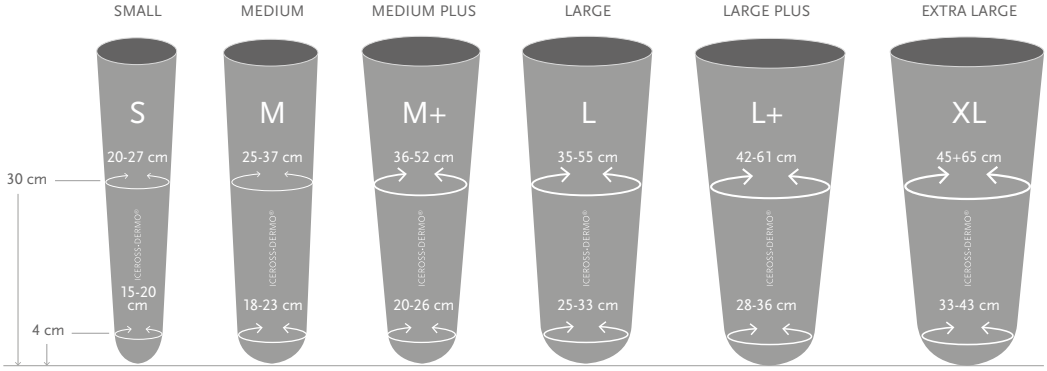

PART NUMBER INFORMATION - ICEROSS DERMO CUSHION LINER

Part#	Profile	Suspension Method
I-440615	Dermo Uniform 6mm Cushion Small	Cushion
I-440618	Dermo Uniform 6mm Cushion Medium	Cushion
I-440620	Dermo Uniform 6mm Cushion Medium +	Cushion
I-440625	Dermo Uniform 6mm Cushion Large	Cushion
I-440628	Dermo Uniform 6mm Cushion Large +	Cushion
I-440633	Dermo Uniform 6mm Cushion XLarge	Cushion

ICEROSS COMFORT® CUSHION

Iceross Comfort is designed with Össur's Sensil® silicone and a nylon fabric cover. Iceross Comfort is a liner for residual limbs with bony prominences prone to pressure peaks, and/or conical residual limbs.

Össur recommends that Iceross Comfort Cushion Liner is used in conjunction with the Iceross Sleeve and Icelock® 500 Series.

User Information	
Amputation Level:	Transtibial
Impact Level:	Low to Moderate
Liner Information	
Size Standard:	16,18,20,22,23.5,25,26.5,28,30,32,34,36,40*.
Profile:	3mm or 6mm

*Size 40 is only available in 3mm.

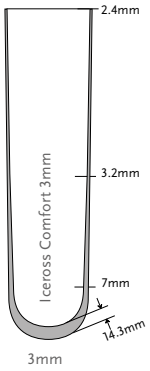

3mm

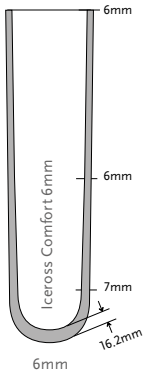

6mm



SUSPENSION METHOD

CUSHION

FEATURES

FABRIC COVER

PART NUMBER INFORMATION - ICEROSS COMFORT CUSHION LINER

Part#	Profile	Suspension Method
I-CL53XX	3mm	Cushion
I-CL56XX	6mm	Cushion

ICEROSS® ACTIVA WITH TIBIAGUARD™ CUSHION

The supreme cushion liner for active users with cushioning, comfort and maximum stability.

The Iceross Activa with TibiaGuard is manufactured with revolutionary techniques that combine different types of silicone to meet the challenging requirements of highly active transtibial users.

The integrated TibiaGuard provides cushioning while a thinner, stiffer posterior portion is designed to enhance stability.

User Information	
Amputation Level:	Transtibial
Impact Level:	Moderate to Extreme
Liner Information	
Size Standard:	18,20,22,23.5,25,26.5,28,30,32,34.
Profile:	2mm posterior, 6mm anterior

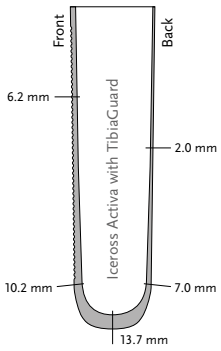



SUSPENSION METHOD

CUSHION

FEATURES

FABRIC COVER | ACTIVE SKIN CARE | SILKEN INNER SURFACE | DOUBLE DUROMETER | WAVE | TIBIAGUARD

PART NUMBER INFORMATION - ICEROSS ACTIVA WITH TIBIAGUARD

Part#	Profile	Suspension Method	Items
I-CT62XX	2mm / 6mm	Cushion	N/A

PROTECT™ CUSHION

Protect provides secure suspension between the residual limb and the prosthesis. It is indicated for diabetic users with dry and atrophic skin as the liner has a microscopically smooth surface.

Benefits of Protect

- Cares for the sensitive skin of the residual limb
- Hard-wearing textile cover for easy donning and doffing

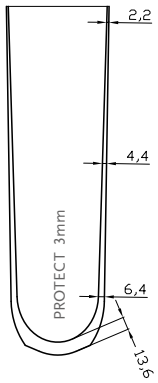



User Information	
Amputation Level:	Transtibial
Impact Level:	Low to Moderate
Liner Information	
Size Standard:	18, 20, 22, 23.5, 25, 26.5, 28, 30, 32, 34, 36, 38, 40, 45
Profile:	3mm

SUSPENSION METHOD

CUSHION

FEATURES

FABRIC COVER

ACTIVE SKIN CARE

SILKEN INNER SURFACE

PART NUMBER INFORMATION

Part#	Profile	Suspension Method
MC973xx	3mm	Cushion

ICEFORM® LOCKING AND CUSHION

The Iceform Liner is made of Thermoplastic Elastomer (TPE) material and covered with durable textile. The thermo-formability of the TPE material allows the liner to adapt to residual limb irregularities and shape, providing comfort for low to medium impact use.

Össur recommends that the Iceform Cushion Liner is used in conjuction with the Iceform Sleeve.

Össur recommends that the Iceform Locking liner is used in conjunction with the Icelock® 600 Series.

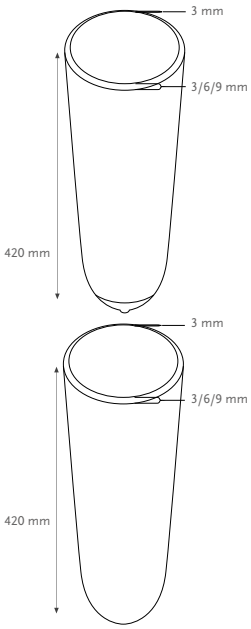



User Information	
Amputation Level:	Transtibial
Impact Level:	Low to Moderate
Liner Information	
Size Standard:	Small (15), Medium (18), Medium+ (20), Large (25), Large+ (28), X-Large (33)
Profile:	Uniform 3, 6, and 9 mm Anterior, 3 mm Posterior

SUSPENSION METHOD

LOCKING CUSHION

FEATURES

FABRIC COVER

SIZING

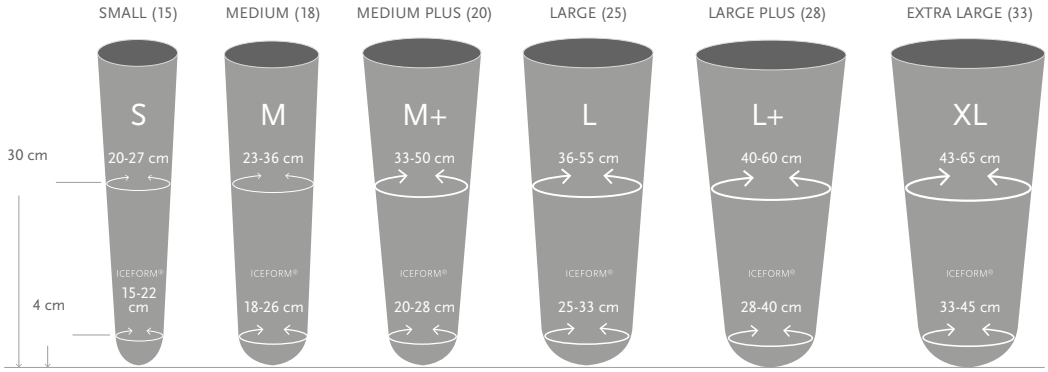

PART NUMBER INFORMATION - ICEFORM LOCKING AND CUSHION LINER

Part#	Profile	Suspension Method
T-0103XX	Iceform Uniform 3 mm	Locking
T-0106XX	Iceform Uniform 6 mm	Locking
T-0109XX	Iceform Uniform 9 mm	Locking
T-CL03XX	Iceform Uniform 3 mm	Cushion
T-CL06XX	Iceform Uniform 6 mm	Cushion
T-CL09XX	Iceform Uniform 9 mm	Cushion

When ordering, please indicate size in the part number. The 2 digit size code is substituted for the xx in the part number. For example, iceform uniform 3 mm in size small (15) is T-010315.

RELAX™ CUSHION



Relax Cushion is a below-the-knee liner that provides secure suspension between the residual limb and the prosthesis. The silicone used is particularly skin-friendly and easy to clean while the Umbrellan fabric is designed to treat phantom pain.

- Soft-tissue cohesion relieves stress on the residual limb
- Hard wearing textile for easy donning and doffing

User Information	
Amputation Level:	Transtibial
Impact Level:	All
Liner Information	
Size Standard:	18, 20, 22, 23.5, 25, 26.5, 28, 30, 32, 34, 36, 38, 40, 45
Profile:	3mm or 6mm
Matrix:	10cm + 3cm

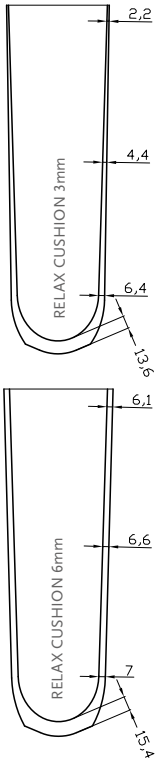



SUSPENSION METHOD



CUSHION

FEATURES



STABILIZING MATRIX



FABRIC COVER



UMBRELLAN

PART NUMBER INFORMATION

Part#	Profile	Suspension Method	Matrix
M8997XX	3mm	Cushion	10cm +3cm
M8998XX	6mm	Cushion	10cm + 3cm

ICEROSS® SLEEVE



The Iceross Sleeve generates good suction, more security and conforms to the intended motion with the knee.

Össur took the Wave technology to the next level when developing the Iceross Sleeve. The Wave feature makes the liner bend at the knee, allowing it to adapt more to the user's movements. It stretches effectively at the front and folds in a controlled way behind the knee.

The profile of the sleeve is thicker around the socket brims, focusing on strength at selected areas to reduce wear and tear.
It is recommended to use the Iceross Sleeve in conjunction with the Iceross Cushion Liner Range.

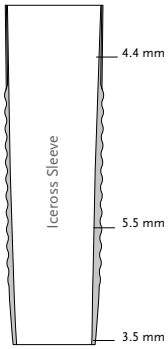



User Information	
Amputation Level:	Transtibial
Impact Level:	All
Sleeve Information	
Size:	35,41,49,55,62.

PART NUMBER INFORMATION - ICEROSS SLEEVE

Measure circumference 15cm (6") above mid-patella and choose the correct size.

PART#	SIZE	MEASUREMENTS	
F-201135	35	35-41cm	13 3/4 - 16 1/7"
F-201141	41	41-49cm	16 1/7 - 19 1/3"
F-201149	49	49-55cm	19 1/3 - 21 6/9"
F-201155	55	55-62cm	21 6/9 - 24 2/5"
F-201162	62	62-76cm	24 2/5 - 30"

ICEFLEX® BALANCE SLEEVE

This economically priced sleeve features soft silicone and a nylon/ Lycra® cover. The nylon ensures strength and Lycra provides elasticity, while our silicone offers adhesion.





User Information	
Amputation Level:	Transtibial
Impact Level:	Low to Moderate

PART NUMBER INFORMATION - ICEFLEX BALANCE SLEEVE

Measure circumference 15cm (6") above mid-patella.

Part#	Size	Length		Measurements	
F-101035	35	36cm	14"	35-49cm	13 3/4" - 19 1/3"
F-101049	49	36cm	14"	49-62cm	19 1/3" - 24 2/5"
F-101062	62	36cm	14"	62-76cm	24 2/5" - 30"

ICEFORM® SLEEVE

The Iceform Sleeve is made of Thermoplastic Elastomer (TPE) material and covered with seamless durable textile. The thermo-formability of the TPE material allows the sleeve to adapt to residual limb shape for comfort. The elasticity of the TPE material and the featured Wave design provides user comfort and safe suspension.

Össur recommends that the Iceform Sleeve is used in conjuction with the Iceform Cushion Liners, for low to medium impact use.

User Information	
Amputation Level:	Transtibial
Impact Level:	Low to Moderate
Sleeve Information	
Size:	35, 41, 49, 55, 62

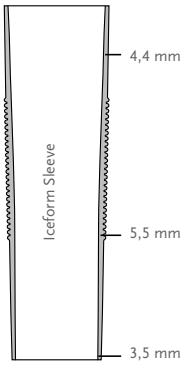



PART NUMBER INFORMATION - ICEFORM SLEEVE

Measure circumference 15 cm (6") above mid-patella and choose the correct size.

Part#	Size	Measurements	
S-201135	35	35-41 cm	13 3/4 - 16"
S-201141	41	41-49 cm	16 - 19 1/4"
S-201149	49	49-55 cm	19 1/4 - 21 3/4"
S-201155	55	55-62 cm	21 3/4 - 24 1/2"
S-201162	62	62-76 cm	24 1/2 - 30"

GENU SLEEVE



The Genu Sleeve generates good suction, high secure a high wearing comfort.

The Genu Sleeve knee sleeve is a TPE sleeve for low and moderate active patients who likes a high wearing comfort while bending the knee.

User Information	
Amputation Level:	Transtibial
Impact Level:	Low to Moderate



PART NUMBER INFORMATION - GENU SLEEVE

Measure circumference 15 cm (6") above mid-patella and choose the correct size.

Part#	Size	Measurements	Length
MK00202	S	30–40cm	Approx. 35cm
MK00203	M	38–50cm	Approx. 35cm
MK00204	L	48–64cm	Approx. 35cm



PROTECTOR

The Protector extends the life of a knee sleeve and is included in the package of a Genu Sleeve, but it can be ordered separately as well. It can be pulled over the socket before using the Genu Sleeve or any other knee sleeve.

PART NUMBER INFORMATION - GENU SLEEVE PROTECTOR

Measure the circumference of the thigh 15 cm (6") above the patella and shoose the appropriate size of the protector.

Part#	Size	Circumference Thigh	Length
M000202	S	30–40cm	Approx. 35cm
M000203	M	38–50cm	Approx. 35cm
M000204	L	48–64cm	Approx. 35cm

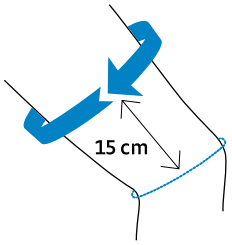

ICEROSS® TRANSFEMORAL LINERS BY ÖSSUR

The transfemoral residual limb offers slightly different challenges to the prosthetist than the transtibial residual limb in terms of achieving results from a prosthetic fitting. In recognizing these challenges, Össur was the first to design and introduce a specific Iceross Transfemoral liner to offer comfort, protection and suspension of the transfemoral prosthesis.

1. Size
2. Limb length
3. Profile
4. Use of fitting aids

1. SIZE

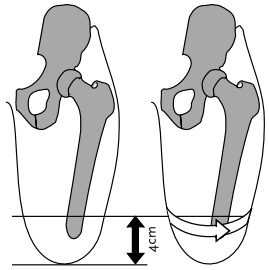

With the tissue of the residual limb hanging down, measure 4cm proximal to the distal end of the limb and mark this point on the skin. Measure the circumference of the limb at this point with medium tension on the tape measure.

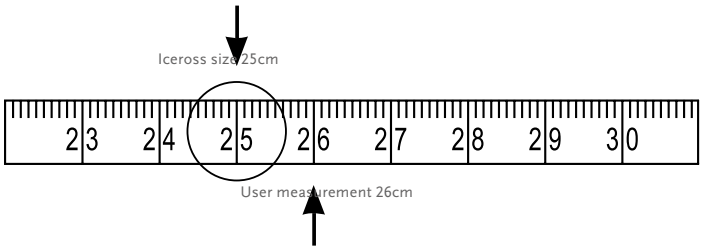

The measurement taken corresponds to the size of Iceross to be used. Select the liner size matching your measurement or, if between sizes, select the next size below. Do not select a size larger than your measurement or more than one size below it. E.g. if the circumference of the limb measures 26cm, select Iceross size 25.

NOTE - ICEROSS LOCKING LINERS:

The incorporated size-specific umbrella works in conjunction with the matrix. Function of both the umbrella and matrix is dependent on correct size selection of the Iceross liner. Incorrect sizing may cause discomfort to the user, perspiration and reduced control of the prosthesis.

NOTE - ICEROSS SEAL-IN LINERS:

For Iceross Seal-In liners, it is essential that the Hypobaric Sealing Membrane (HSM™) sits correctly against the liner around its full circumference. Once you have selected the liner according to our instructions, assess the membrane according to the pictures below, visually and manually. Picture 3 is the optimal situation. **In some cases, the next size down may need to be selected to achieve this fitting. It is unique to the Iceross Seal-In liner and should not be applied to any other Iceross models including the Iceross Seal-In X5.**



1. LINER IS TOO SMALL



2. LINER IS TOO BIG



3. LINER FITS CORRECTLY

The sizing recommendations are intended as a guide. There may be occasions when alternative sizes need to be selected.

ICEROSS® TRANSFEMORAL LINERS BY ÖSSUR

2. RESIDUAL LIMB LENGTH

Compare the residual limb length to the **sound limb** by dividing the sound limb femur into thirds.

- The proximal third is considered SHORT length - refer to selection chart part A.
- The middle third is considered MEDIUM length - refer to selection chart part B.
- The distal third is considered LONG length - refer to selection chart part C.

3. PROFILE

Measure and record the circumference of the limb at the level of the perineum, refer to the horizontal axis of the selection chart. If the intersection from the horizontal and vertical axes lies in the light grey area of the selection chart then a standard profile is recommended; if it lies in the dark grey area then a conical profile is recommended.

4. FITTING AIDS

Use the principles of profile matching as described in transtibial section. If there are any deep scars or voids, fill with Iceross Pad or silicone putty.

Short Residual Limb - Amputation in Proximal Third of Thigh

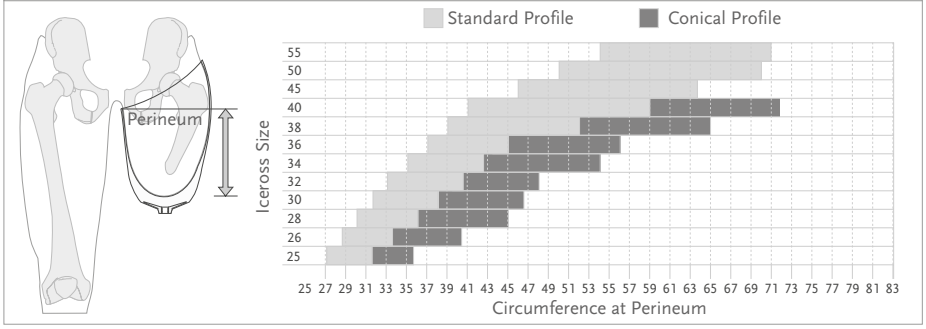

Medium Residual Limb - Amputation in Middle Third of Thigh

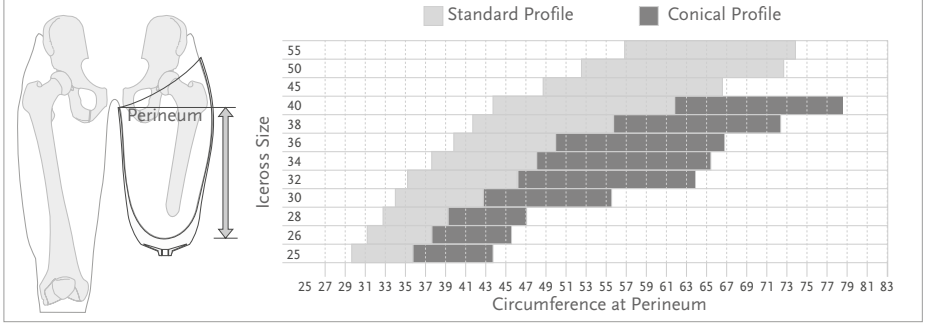

Long Residual Limb - Amputation in Distal Third of Thigh

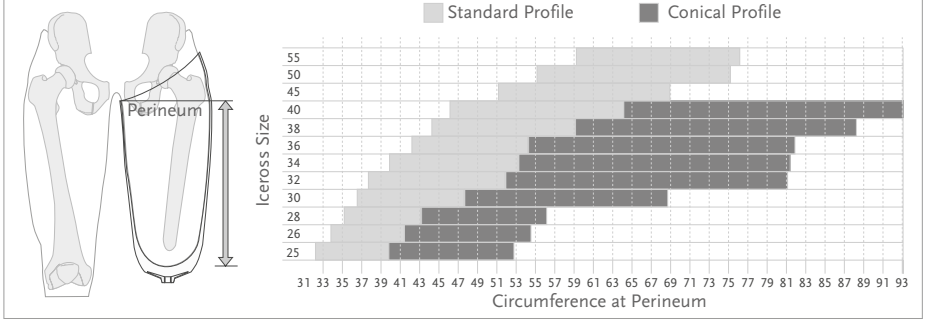

ICEROSS SEAL-IN® X TF



Thinner, tougher, longer, with a moveable seal for personalized fit.

Össur's new Seal-in liner has been designed specifically to address the challenges faced by a large number of people with transfemoral amputations. For many, various pressure points and the shape of their residual limb cause problems with a suction suspension liner.

Iceross Seal-In® X TF features the latest advances in Seal-in technology, with a separate and moveable seal to suit individual TF needs.

The seal-ring offering provides three different options:
- X-Classic - the classic day-to-day seal
- X-Grip - for good rotational control
- X-Volume - helps with volume reduction

With the Easy Glide coating technology the liner offers users a high handling comfort. No lubricants are needed for donning and it is easy to clean. Easy-glide coating only applies to the seal-rings.

User Information	
Amputation Level:	Transfemoral
Impact Level:	All
Liner Information	
Size Standard:	25,26.5,28,30,32,34,36,38,40,45,50,55.
Size Conical:	23.5,25,26.5,28,30,32,34,36,38,40.
Size Seal Rings:	20,22,24,26,28,30,32,35,38,41,44,47,51,55, 60,65
Profile:	3mm



SUSPENSION METHOD



SEAL-IN X

FEATURES



FABRIC COVER | ACTIVE SKIN CARE | SILKEN INNER SURFACE | CONICAL | EASY GLIDE

ICEROSS SEAL-IN® X TF

SEAL RING SIZE SELECTION

1. Measure residual limb circumference (in cm) at the appropriate location, directly on the skin
2. Refer to the sizing chart to estimate correct device size
3. Sizing chart legend: X-Seal size, Y-Circumference (cm), A-Tight fit, B-Loose fit

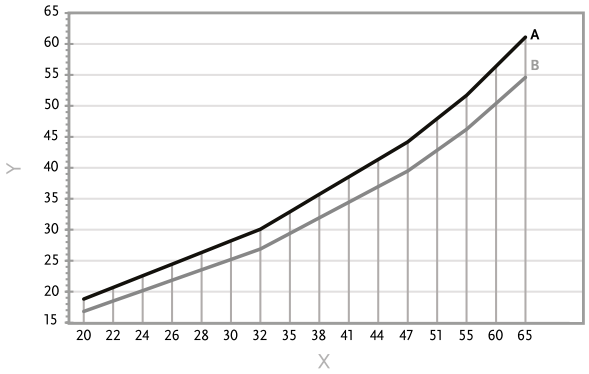

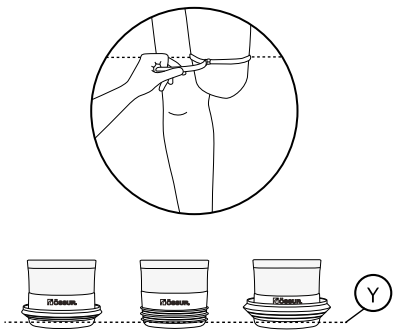

MINIMUM RECOMMENDED LENGTH OF RESIDUAL LIMB

Measure the residual limb length with the tissue hanging down, from the perineum to the distal end. Compare the measurement to the table below.

Liner Size	Minimum Length
23,5-28	16cm
30-34	17cm
36-40	18cm
45	19cm
50	20cm
55	21cm

PART NUMBER INFORMATION - ICEROSS SEAL-IN X LINER

Part#	Description	Contains
I-8532XX	Iceross Seal-In X TF Standard	Liner
I-8632XX	Iceross Seal-In X TF Conical	Liner
I-SXC0XX	Iceross Seal-In X-Classic	Seal-In X-Classic Ring
I-SXG0XX	Iceross Seal-In X-Grip	Seal-In X-Grip Ring
I-SXV0XX	Iceross Seal-In X-Volume	Seal-In X-Volume Ring
I-RXC001	Seal-In X-Classic Kit 26-51	10 Seal-In X-Classic Rings
I-RXC004	Seal-In X-Classic Kit 20-65	16 Seal-In X-Classic Rings
I-RXG001	Seal-In X-Grip Kit 26-51	10 Seal-In X-Grip Rings
I-RXG004	Seal-In X-Grip Kit 20-65	16 Seal-In X-Grip Rings
I-RXV001	Seal-In X-Volume Kit 26-51	10 Seal-In X-Volume Rings
I-RXV004	Seal-In X-Volume Kit 20-65	16 Seal-In X-Volume Rings

ICEROSS SEAL-IN® X5 TRANSFEMORAL



The Iceross Seal-In X5 transfemoral liner is the first liner of its kind with five integrated seals that deliver a comfortable and secure suspension.

Its airtight fit is thanks to the flexible silicone suction suspension system, and its minimized pistoning and enhanced rotational control allow users to enjoy greater comfort and stability.

It is recommended that Iceross Seal-In X5 Transfemoral liner is used in conjunction with the Icelock® 500 Series Valve.

User information	
Amputation Level:	Transfemoral
Impact Level:	All
Liner information	
Size Standard:	25,26.5,28,30,32,34,36,38,40,45,50,55.
Size Conical:	25,26.5,28,30,32,34,36,38.
Profile:	3mm
Matrix:	Full Length

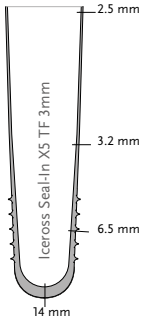

STANDARD

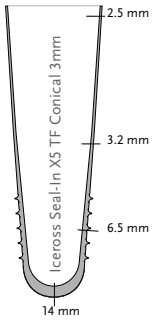

CONICAL



SUSPENSION METHOD



SEAL-IN X5

FEATURES



STABILIZING MATRIX | FABRIC COVER | ACTIVE SKIN CARE | SILKEN INNER SURFACE | CONICAL

MINIMUM RECOMMENDED LENGTH OF RESIDUAL LIMB

Liner Sizes	MInimum Length
25-30	125 mm
32-40	135 mm
45-50	155 mm
55	165 mm

PART NUMBER INFORMATION - ICEROSS SEAL-IN X5 TRANSFEMORAL

Part#	Profile	Suspension Method	Matrix
I-TF673XX	Standard 3mm	Seal-In X5	Full Length
I-TF678XX	Conical 3mm	Seal-In X5	Full Length

ICEROSS SEAL-IN® TRANSFEMORAL

The Iceross Seal-In Transfemoral liner offers security and freedom of movement for low to extremely active transfemoral amputees. With textile that has improved the adhesion by 25%, the fabric cover is extremely durable and allows radial stretch and comfortable elasticity.

Össur recommends that Iceross Seal-In Transfemoral Liner is used in conjunction with the Icelock® 500 Series Expulsion Valve.

User Information	
Amputation Level:	Transfemoral
Impact Level:	All
Liner Information	
Size Standard:	25,26.5,28,30,32,34,36,38,40,45,50,55.
Size Conical:	25,26.5,28,30,32,34,36,38.
Profile:	3mm
Matrix:	Full Length

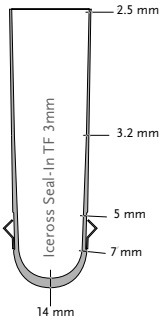

STANDARD

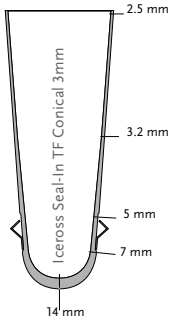

CONICAL



SUSPENSION METHOD

SEAL-IN

FEATURES

STABILIZING MATRIX | FABRIC COVER | ACTIVE SKIN CARE | SILKEN INNER SURFACE | CONICAL

MINIMUM RECOMMENDED LENGTH OF RESIDUAL LIMB

Liner Sizes	MInimum Length
25-30	125 mm
32-40	135 mm
45-50	155 mm
55	165 mm

PART NUMBER INFORMATION - ICEROSS TRANSFEMORAL SEAL-IN

Part#	Profile	Suspension Method	Matrix
I-7532XX	Standard 3mm	Seal-In	Full Length
I-7632XX	Conical 3mm	Seal-In	Full Length

4SEAL CLASSIC™



4Seal Classic transfemoral liner provides a secure suspension between the residual limb and the prosthesis. The silicone used is particularly skin-friendly and easy to clean while the Umbrellan fabric is designed to treat phantom pain. Four comfortable and flexible seals secure the liner without constricting tissue.

The liner can be turned inside-out and put on without using alcohol spray, providing more flexibility and independence.

- Four innovative sealing fins–outstanding fit and reliable adhesion without constriction
- Easy to clean, low friction with Easy Glide coating
- Simple donning and doffing, the liner can be turned inside out or put on without any alcohol spray
- Orientation line on both the inner and outer surfaces simplifies donning
- Water-resistant. Suitable for taking a bath, swimming, showering.
- Relief of phantom pain for possible improvement of quality of life
- Tear resistance because of full length matrix
- Full length TF matrix prevents unrolling of the liner
- Direct casting is possible - no isolation foil necessary
- Easy to clean

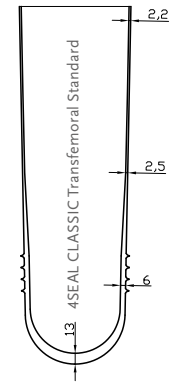

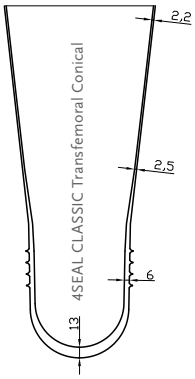



User Information	
Amputation Level:	Transfemoral, Knee Disarticulation
Impact Level:	All
Liner Information	
Size Standard:	26.5, 28, 30, 32, 34, 36, 38, 40, 45, 50
Size Conical:	25, 26.5, 28, 30, 32, 34, 36, 38, 40
Profile:	Standard or Conical
Matrix:	Full Length

SUSPENSION METHOD



4SEAL

FEATURES



STABILIZING MATRIX



CONICAL



EASY GLIDE



UMBRELLAN

PART NUMBER INFORMATION

Part#	Profile	Suspension Method	Matrix
M8917XX	Standard	4 Seal	Full Length
M8918XX	Conical	4 Seal	Full Length

4SEAL CLASSIC™

DETERMINING THE SIZE

1. Measure the circumferential dimension D (distal) of the residual limb 4 cm above the distal end. The circumferential dimension minus 0-1 results in the medi liner size.

2. Measure the residual limb length L, 4 cm above distal end to the level of perineum.

3. Measure the circumference of the limb at the level of the perineum (P).

4. **Selection between Standard or Conical Profile**
If the proximal circumference (P) is lower than the standard value shown in the table, a Standard profile (S) is recommended. If the proximal circumference (P) is higher than the standard value, a Conical Profile is recommended.

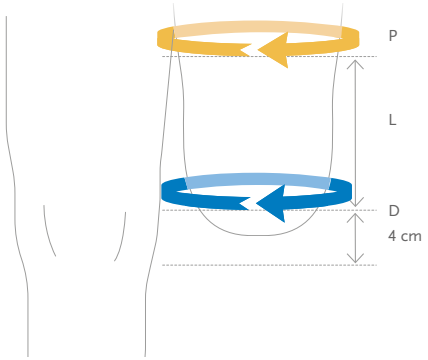

1. Distal circumference D (height = 4 cm)	1. Liner size	2. Stump length L 10 – 15		2. Stump length L 15 – 20		2. Stump length L 20 – 25		2. Stump length L 25 – 30		2. Stump length L 30 – 35	
		3. Proximal circumference P									
24 – 26,5	25	– 30 >		– 34 >		– 36 >		– 39 >		– 42 >	
26,5 –28	26,5	< 31 >		< 35 >		< 38 >		< 41 >		< 44 >	
28 – 30	28	< 33 >		< 37 >		< 40 >		< 43 >		< 46 >	
30 – 32	30	< 35 >		< 39 >		< 42 >		< 46 >		< 49 >	
32 – 34	32	< 36 >		< 41 >		< 45 >		< 48 >		< 52 >	
34 – 36	34	< 38 >		< 43 >		< 47 >		< 51 >		< 54 >	
36 – 38	36	< 40 >		< 45 >		< 49 >		< 53 >		< 57 >	
38 – 40	38	< 42 >		< 47 >		< 51 >		< 56 >		< 60 >	
40 – 45	40	< 44 >		< 49 >		< 54 >		< 58 >		< 62 >	
45 – 50	45	S		S		S		S		S	
50 – 55	50	S		S		S		S		S	
4. Standard/Conical profile		S	C	S	C	S	C	S	C	S	C

ICEROSS® TRANSFEMORAL LOCKING



Iceross Transfemoral Locking is the first suspension liner exclusively designed to provide stability and control for transfemoral amputees.

With textile that has improved the adhesion by 25%, the fabric cover is extremely durable and allows radial stretch and comfortable elasticity.

Össur recommends that Iceross Transfemoral Liner is used in conjunction with the Icelock® 200 Series.

User Information	
Amputation Level:	Transfemoral
Impact Level:	All
Liner Information	
Size Standard:	25,26.5,28,30,32,34,36,38,40,45,50,55.
Size Conical:	25,26.5,28,30,32,34,36,38.
Profile:	2mm Std and 3mm Con
Matrix:	Full Length

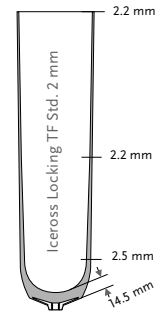

STANDARD

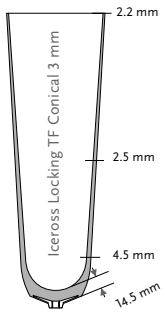

CONICAL



SUSPENSION METHOD


LOCKING

FEATURES


STABILIZING MATRIX


FABRIC COVER


ACTIVE SKIN CARE


SILKEN INNER SURFACE


CONICAL

PART NUMBER INFORMATION - ICEROSS TRANSFEMORAL

Part#	Profile	Suspension Method	Matrix
I-7032XX	Standard 2mm	Locking	Full Length
I-7132XX	Conical 3mm	Locking	Full Length

AKOS™



AKOS liner provides a secure suspension between the residual limb and the prosthesis. It is suitable for both interim and definitive prostheses. Liner transparency permits regular inspection of the residual limb.

- Simple and fast donning and doffing due to the easy-glide surface coating
- Visible orientation line on inner and outer liner surfaces
- Soft-tissue cohesion relieves stress on the residual limb
- Easy to clean
- Full length TF matrix prevents unrollling of the liner
- Water-resistant. Suitable for taking a bath, swimming, showering
- Direct casting on Easy Glide surface is possible - no isolation foil necessary

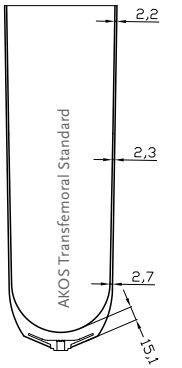

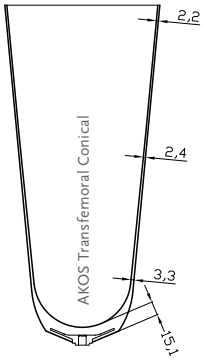



User Information	
Amputation Level:	Transfemoral
Impact Level:	All
Liner Information	
Size Standard:	27, 31, 35, 39, 43, 47, 52
Size Conical:	24, 27, 31, 35, 39
Profile:	Standard or Conical
Matrix:	Full Length

SUSPENSION METHOD



LOCKING

FEATURES



STABILIZING MATRIX



CONICAL



EASY GLIDE

PART NUMBER INFORMATION

Part#	Profile	Suspension Method	Matrix
M-8955XX	Standard	Locking	Full Length
M-8956XX	Conical	Locking	Full Length

AKOS™

DETERMINING THE SIZE

1. Measure the circumferential dimension D (distal) of the residual limb 4 cm above the distal end. The circumferential dimension minus 0-1 results in the liner size.

2. Measure the residual limb length L, 4 cm above distal end to the level of perineum.

3. Measure the circumference of the limb at the level of the perineum (P).

4. **Selection between Standard or Conical Profile**
If the proximal circumference (P) is lower than the standard value shown in the table, a Standard profile (S) is recommended. If the proximal circumference (P) is higher than the standard value, a Conical Profile is recommended.

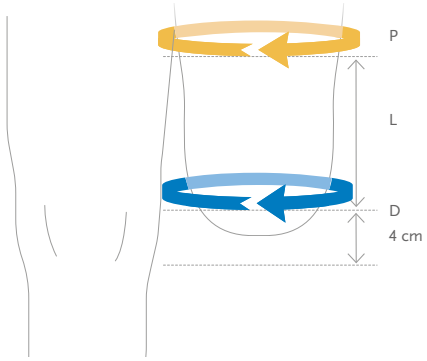

1. Distal circumference D (height = 4 cm)	1. Liner size	2. Residual limb length L 10 – 15		2. Residual limb length L 15-20		2. Residual limb length L 20-25		2. Residual limb length L 25-30		2. Residual limb length L 30-35		2. Residual limb length L 35-40	
		3. Proximal circumference P											
24-27	24	– 28 >		– 30 >		– 33 >		– 35 >		– 37 >		– 40 >	
27-31	27	< 31 >		< 34 >		< 37 >		< 39 >		< 42 >		< 44 >	
31-35	31	< 34 >		< 37 >		< 40 >		< 43 >		< 46 >		< 49 >	
35-39	35	< 39 >		< 42 >		< 45 >		< 48 >		< 52 >		< 55 >	
39-43	39	< 43 >		< 46 >		< 41 >		< 54 >		< 57 >		< 60 >	
43-47	43	< S >		< S >		< S >		< S >		< S >		< S >	
47-52	47	< S >		< S >		< S >		< S >		< S >		< S >	
52-57	52	< S >		< S >		< S >		< S >		< S >		< S >	
4. Standard/Conical profile		S	C	S	C	S	C	S	C	S	C	S	C

RELAX™ TRANSFEMORAL



Relax above-knee liner provides secure suspension between the residual limb and the prosthesis. The silicone used is particularly skin-friendly and easy to clean while the Umbrellan fabric is designed to treat phantom pain.

- Easy-slide surface coating for simple donning and doffing, saving time and energy
- Visible orientation line for easier donning
- Full length TF matrix prevents unrollling of the liner
- Water-resistant. Suitable for taking a bath, swimming, showering
- Direct casting on Easy Glide surface is possible - no isolation foil necessary

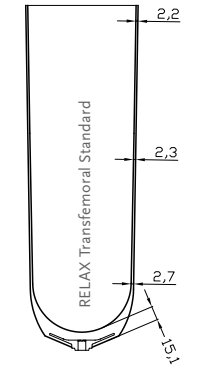

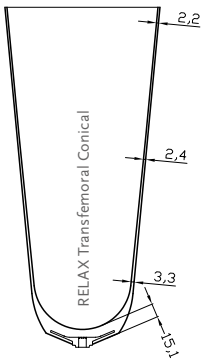



User Information	
Amputation Level:	Transfemoral
Impact Level:	All
Liner Information	
Size Standard:	27, 31, 35, 39, 43, 47, 52
Size Conical:	24, 27, 31, 35, 39
Profile:	Standard or Conical
Matrix:	Full Length

SUSPENSION METHOD



LOCKING

FEATURES



STABILIZING MATRIX



CONICAL



EASY GLIDE



UMBRELLAN

PART NUMBER INFORMATION

Part#	Profile	Suspension Method	Matrix
M8957XX	Standard	Locking	Full length
M8958XX	Conical	Locking	Full length

RELAX™ TRANSFEMORAL

DETERMINING THE SIZE

1. Measure the circumferential dimension D (distal) of the residual limb 4 cm above the distal end. The circumferential dimension minus 0-1 results in the medi liner size.

2. Measure the residual limb length L, 4 cm above distal end to the level of perineum.

3. Measure the circumference of the limb at the level of the perineum (P).

4. **Selection between Standard or Conical Profile**
If the proximal circumference (P) is lower than the standard value shown in the table, a Standard profile (S) is recommended. If the proximal circumference (P) is higher than the standard value, a Conical Profile is recommended.

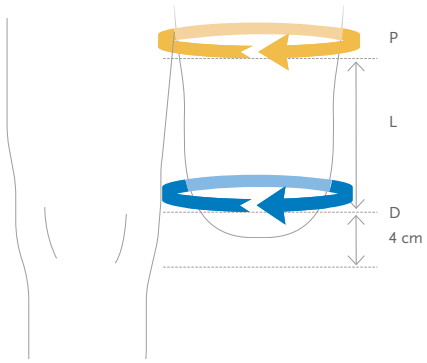

1. Distal circumference D (height = 4 cm)	1. Liner size	2. Residual limb length L 10 – 15		2. Residual limb length L 15-20		2. Residual limb length L 20-25		2. Residual limb length L 25-30		2. Residual limb length L 30-35		2. Residual limb length L 35-40	
		3. Proximal circumference P											
24-27	24	– 28 >		– 30 >		– 33 >		– 35 >		– 37 >		– 40 >	
27-31	27	< 31 >		< 34 >		< 37 >		< 39 >		< 42 >		< 44 >	
31-35	31	< 34 >		< 37 >		< 40 >		< 43 >		< 46 >		< 49 >	
35-39	35	< 39 >		< 42 >		< 45 >		< 48 >		< 52 >		< 55 >	
39-43	39	< 43 >		< 46 >		< 41 >		< 54 >		< 57 >		< 60 >	
43-47	43	< S >		< S >		< S >		< S >		< S >		< S >	
47-52	47	< S >		< S >		< S >		< S >		< S >		< S >	
52-57	52	< S >		< S >		< S >		< S >		< S >		< S >	
4. Standard/Conical profile		S	C	S	C	S	C	S	C	S	C	S	C

ICEROSS® UPPER-X LOCKING

The Iceross Upper-X liner is a comfortable liner with an excellent suspension method for upper-extremity amputees.

Unlike other current methods of suspension, Iceross Upper-X eliminates the need for straps and belts and has an ultra-thin, pliable profile that provides more user comfort and increased limb sensation. Superb suspension is obtained by combining quality DermoSil™ silicone with a full-matrix outer cover that virtually eliminates pistoning while allowing radial stretch for volume accommodation. A rolling method makes donning and doffing hassle-free.

Össur recommends that Iceross Upper-X liner is used in conjunction with the Icelock® 700 Series.

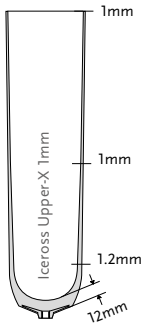



User Information	
Amputation Level:	Transradial and Transhumeral
Impact Level:	All
Liner Information	
Size Standard:	12,14,16,18,20,22.
Profile:	1mm

SUSPENSION METHOD

LOCKING

FEATURES

STABILIZING MATRIX | FABRIC COVER | ACTIVE SKIN CARE | SILKEN INNER SURFACE

PART NUMBER INFORMATION - ICEROSS UPPER-X

Part#	Profile	Suspension Method	Matrix
I-8131XX	1mm	Locking	Full Length

ACCESSORIES

ICEROSS DISTAL CUP

Distal Cup is made from silicone and is designed for conical and/or sensitive residual limbs that require volume build-up.

Product Information	
Size:	06,07,09,11,12,14,16,17,19,20,22,24,26.



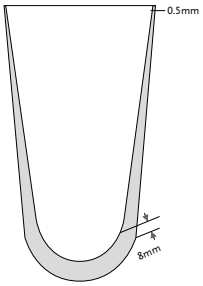

To select the correct Distal Cup size, the circumference is measured approximately 4cm above the distal end of the residual limb. Select the Distal Cup two or three sizes smaller than the measurement and roll on. To select the correct Iceross size to fit over the Distal Cup, the circumference is measured approximately 4cm above the end of the Distal Cup. Select Iceross size as measured or the next size down.

Part#	Description
I-3000XX	Distal Cup

ICEROSS PADS

Iceross Pads are designed for pressure distribution in highly loaded areas, padding over bony prominences and as a filler for deep voids and scarred residual limbs.

Product Information			
Part#	Size	Thickness	Fits Iceross Size
I-610338	38mm (1 1/2")	10mm (2/5")	12-20
I-610348	48mm (1 7/8")	10mm (2/5")	21-23
I-610358	58mm (2 5/16")	10mm (2/5")	25-28
I-610368	68mm (2 11/16")	10mm (2/5")	30-32
I-610378	78mm (3 1/16")	10mm (2/5")	34-36
I-610388	88mm (3 1/2")	10mm (2/5")	38-42
I-610398	98mm (3 7/8")	10mm (2/5")	45



SILICONE ADHESIVE

Helpful to repair minor damage to the Iceross liners or sleeves and for stabilization of fabric cover on Iceross Transfemoral liners after trimming.

Part#	Description
I-400310	Silicone Glue 10ml (0.34oz)



LUBRICANT SPRAY

Iceross Clean & Simple Lubricant Spray aids the donning and doffing of Iceross Seal-In Liners and Iceross Original Liner without fabric cover..

Part#	Description
S-610250	Iceross Clean & Simple Lubricant Spray 250ml (8.8 oz)

ACCESSORIES

ICEROSS CURVEMASTER

Part#	Description
K-220000	Iceross Curvemaster
K-200150	Replacement Cutting Wheels Set

Includes:
- Upper cutting wheel (K-200126)
- Lower cutting wheel (K-200127)
- Friction ring (K-200118)



WAVE SCISSOR

- Trimming tool for liners.
- Stress relief on the residual limb due to reduced circular pressure.

Part#	Description
1950006	Wave Scissor



ICEROSS INTERFACE SHEATH

The Interface Sheath makes donning of the socket easier. Designed with a reinforced distal opening for durability.

Part#	Description	Length
K-190200	Interface Sheath	28cm (11")



ICEROSS SOCKS

The Iceross Socks are designed to compensate volume fluctuations of the residual limb within the socket and to accommodate the Distal-Lock function. Designed with a knitted hole for the distal connector and proper function of the lock.

Part#	Description	Length
K-520002	Iceross Sock 2-Ply – 2 Socks in a Pack	32cm (12 5/8")
K-520004	Iceross Sock 4-Ply – 2 Socks in a Pack	33cm (13")



ACCESSORIES

ICEROSS SEAL-IN SOCKS

The Iceross Seal-In sock is designed to work in combination with the Iceross Seal-In liner to obtain an improved fit if volume reduction is experienced in the proximal area of the residiuum. The Iceross Seal-In sock is intended for use above the Hypobaric Sealing Membrane (HSM™) only and should never cross it.

Part#	Size	Iceross Size	Length	Ply
K-531110	10	16-25	35cm (13 3/4")	1
K-531113	13	26.5-34	35cm (13 3/4")	1
K-531116	16	36-45	35cm (13 3/4")	1
K-531120	20	50-55	35cm (13 3/4")	1
K-531310	10	16-25	35cm (13 3/4")	3
K-531313	13	26.5-34	35cm (13 3/4")	3
K-531316	16	36-45	35cm (13 3/4")	3
K-531320	20	50-55	35cm (13 3/4")	3



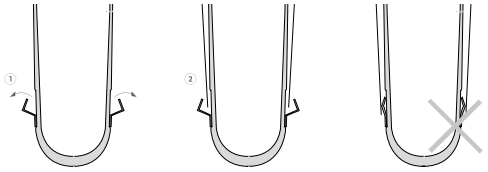

Note: Loss of suspension will occur if a sock is placed over the HSM Seal.

FLEX EVA

Especially suitable in combination with coated Seal liners

Part#	Color	Size
1820610	White	400x400x10mm
1820612	White	400x400x12mm
1820615	White	400x400x15mm



PROPERTIES

- Can be used to create a semi flexible comfort zone or a inner socket.

ACCESSORIES

COMFORT SCS

Compression material for the therapy for compression therapy after lower limb amputation.

- Antibacterial properties minimize odor
- Smooth distal seam
- Smooth transition
- Integrated silicone beaded top band prevents TT roll down
- Customized hip attachment positioning allows precise TF closure placement



User Information	
Amputation Level:	Transfemoral, Knee Disarticulation & Transtibial

Size Information, Transfemoral						
Size	Circumference		Art. No.			
	cF[2]	cG[1]	Short 18–22cm	Medium 23–27cm	Long 28–32cm	X-Long 33–37cm
1	30–32cm	42–45cm	AK_S0W1	AK_M0W1	AK_L0W1	AK_X0W1
2	32–34cm	45–49cm	AK_S0W2	AK_M0W2	AK_L0W2	AK_X0W2
3	35–38cm	49–53cm	AK_S0W3	AK_M0W3	AK_L0W3	AK_X0W3
4	38–41cm	53–57cm	AK_S0W4	AK_M0W4	AK_L0W4	AK_X0W4
5	41–44cm	57–61cm	AK_S0W5	AK_M0W5	AK_L0W5	AK_X0W5
6	44–47cm	61–65cm	AK_S0W6	AK_M0W6	AK_L0W6	AK_X0W6

Completion Art.-No: _=1=20–30mmHg _=2=30–40mmHg

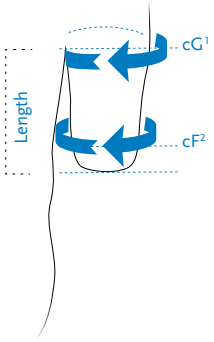

[1] at the thickest point of the transfemoral

[2] 5cm above the distal end of the residual limb

Size Information, Transtibal						
Size	Circumference			Art. No.		
	cC[5]	cE[4]	cF[3]	Short 28–34cm	Medium 35–41cm	Long 42–48cm
0	26–28cm	28–30cm	38–40cm	BK_S0N0	BK_M0N0	BK_L0N0
1	28–30cm	30–32cm	40–42cm	BK_S0N1	BK_M0N1	BK_L0N1
2	30–33cm	32–35cm	42–45cm	BK_S0N2	BK_M0N2	BK_L0N2
3	33–36cm	35–38cm	45–48cm	BK_S0N3	BK_M0N3	BK_L0N3
4	36–39cm	38–41cm	48–51cm	BK_S0N4	BK_M0N4	BK_L0N4
5	39–42cm	41–44cm	51–54cm	BK_S0N5	BK_M0N5	BK_L0N5
6	42–45cm	44–47cm	54–57cm	BK_S0N6	BK_M0N6	BK_L0N6

Completion Art.-No: _=1=20–30mmHg _=2=30–40mmHg

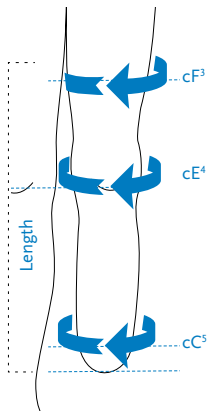

[3] in the middle of the transfemoral

[4] at the level of the patella

[5] 5cm above the distal end of the residual limb

ACCESSORIES

RELAX NIGHT CARE

Relax Night Care sock is designed to treat phantom pain. The texile used is skin friendly and comfortable to wear.



Benefits:

- Sensitive residual limb conditions with a special need for protection
- Possible reduction or elimination of phantom pain
- Is particularly suitable for the night and whenever the prosthesis is not being worn
- Knit with thermoregulating yarn component
- Topband for secure hold

User Information	
Amputation Level:	Transfemoral, Knee Disarticulation & Transtibial

Size Information			
Size	Circumference	Art. No.	
	A	Length 30cm	Length 40cm
S	20–26cm		1880322
M	26–33cm	1880328	1880323
L	33–42cm	1880329	1880324
XL	42–52cm	1880325	1880327
XXL	52–62cm	1880326	

KEY FEATURES



UMBRELLAN

ACCESSORIES

EASY CUT VOLUME COMPENSATION SOCK



Volume compensation sock with integrated non-slip topband. Easy to cut due to the innovative EASY CUT technology.
Compensates for variations in volume and can easily be shortened to five different lengths without having to separate it. Therefore, no additional sewing is necessary. The integrated grip strip ensures a secure hold on the liner and is intended to prevent the sock from slipping.

- This product can be used for all Seal liners from Össur.
- The grip strip on the inner side of the sock can be fixed proximal to the seals. No fixing under the seal necessary

Size Information				
Size	TFS size	TFC size	Length	Art. No.
XS	18–23,5		24cm	1880009
S	26,5–32	25–28	24cm	1880010
M	34–40	30–34	24cm	1880011
L	45–50	36–40	24cm	1880012

DIRECT SOCKETS

INTRODUCTION

Direct Socket is a standardized, amputee-centric socket solution for both transtibial and transfemoral amputees of all activity levels that enables fabrication and delivery in one session.

Direct Sockets enable CPOs, O&P Clinics and their business owners to consistently provide end users with a high quality, correctly fitting, tailored prosthesis in one session.

The process and socket solution are designed to increase user satisfaction through improved outcomes and allows the CPO to spend time more efficiently with the user, while the user has fewer trips to the clinic.

The Direct Socket system consists of the following key components:
- Casting liners
- Materials and Material kit with all consumables needed to fabricate one socket, including fiber braids and resin
- Direct Socket Tool Kit including the Icecast tool and EVA Relief Pads

The Icecast tool is a single chamber pressure-casting system designed to distribute pressure to shape soft tissue during casting. It provides additional control over soft tissue during casting, reducing overall production time and ensuring repeatable, accurate result. EVA Relief Pads allow for pre-casting adjustments for pressure points, eliminating the need for rectification.

Key features of the Direct Socket system:
- Offers all necessary tools and materials to produce a definitive prosthetic socket
- Fabrication and delivery in one session
- Standardized process – consistent results
- Clean fabrication through contained resin handling
- The socket has a 4-hole adapter making it usable with different locking or suspension variants
- CE marked, tested according to ISO 10328

CHARACTERISTICS

DIRECT SOCKET SYSTEM

Direct Socket System offers a mobile socket-making system which requires only one appointment to produce the socket. Pre-casting adjustments for pressure points eliminate the need for rectification.



ICEROSS® DIRECT CASTING LINER

The Iceross Direct Casting Liner has been developed specifically for direct lamination using the Direct Socket system. This series of casting liners produce a good final socket fit when a socket for a 3mm standard profile Iceross liner is being made.

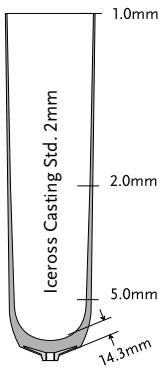



User Information	
Amputation Level:	Transtibial
Liner information	
Size Standard:	18,20,22,23.5,25,26.5,28,30,32,34.
Profile:	2mm

SUSPENSION METHOD

LOCKING

PART NUMBER INFORMATION

Part#	Profile	Suspension Method
I-09DCXX	2mm	Locking

DIRECT CASTING LINER WALL MOUNT

The Direct Socket Wall Mount is specifically made to keep the Iceross Direct Casting Liners, the Icecast Pump and Bladder at hand in a room setup for Direct Socket fabrication. The wall mount item is made by order only.

Part#	Description
ODC10000	Direct Socket Wall Mount



DIRECT SOCKET TOOL KIT

Direct Socket Tool Kit provides the prosthetist with the tools to consistently make a reliable socket using the Direct Socket system. The toolkit includes the Icecast bladder and pump, a single chamber pressure-casting system designed to optimally distribute pressure to shape soft tissue during casting. The pressure-casting system loads the residual limb, eliminating the need for modification of the resultant socket shape. A reinforcing matrix makes the chamber durable, and controls elongation.

Part#	Description
M-500300	Direct Socket Tool Kit



Includes:
- Icecast Pump
- Icecast Bladder
- Resin Injection Tools (200ml and 400ml)
- Distal Attachment Tool
- Tape Ring Kits (Standard and Large)
- Lanyard Cord
- Relief Pads EVA
- Sheet straps
- Brim Tape

DIRECT SOCKET TOOLS AND TOOL KIT SPARE PARTS

Picture#	Part#	Description
1.	D-040510	Icecast Pump
2.	D-040520	Icecast Bladder
3.	M-400201	Resin Injection Tool, 200 ml
3.	1950504	Resin Injection Tool, 400 ml
4.	D-040532	Distal Attachment Tool for Direct Socket
5.	D-040534	Distal Attachment Tool for Plaster Casting
6.	D-040552	Tape Ring Kit - Standard
7.	D-040553	Tape Ring Kit - Large
8.	M-100001	Relief Pads EVA
9.	M-500330	Trolley for Icecast Case
10.	M-110011	Sheet straps
11.	M-100120	Brim Tape
12.	ODC20011	Sheet applicator, small
13.	ODC20012	Sheet applicator, large



























DIRECT SOCKET TT

Direct Socket TT is a socket solution for transtibial amputees of all activity levels. With the use of the Direct Socket materials and tools, the fabrication process is standardized. The materials are provided in material kits where each kit provides all the consumables needed to fabricate one socket.



Patient Profile:	
Amputation Level:	Transtibial
Impact Level:	Low to High
Maximum Patient Weight:	166kg (365lbs)

FEATURES

WEATHERPROOF

ORDERING INFORMATION

MATERIAL KITS

Part#	Description
M-500105	Direct Socket, 5'' Glass Fibers with standard distal connector, Neutral Resin
M-500107	Direct Socket, 7" Glass Fibers with standard distal connector, Neutral Resin
M-501107	Direct Socket, 7'' Glass Fibers with large distal connector, Neutral Resin
M-500115	Direct Socket, 5" Glass Fibers with standard distal connector, Black Resin
M-500117	Direct Socket, 7" Glass Fibers with standard distal connector, Black Resin
M-500117	Direct Socket, 7'' Glass Fibers with large distal connector, Black Resin
M-500205	Direct Socket, 5" Carbon Fiber with standard distal connector, Black Resin
M-500207	Direct Socket, 7" Carbon Fiber with standard distal connector, Black Resin
M-500315	Direct Socket, 5" Basalt Fibers with standard distal connector, Black Resin
M-500317	Direct Socket, 7" Basalt Fibers with standard distal connector, Black Resin
M-501317	Direct Socket, 7'' Basalt Fibers with large distal connector, Black Resin

Includes:

- Glass Fiber Braids (5" or 7"), Carbon Fiber Braids (5" or 7") or Basalt Fiber Braids (5''or 7")
- Resin Cartridge (200ml or 400ml, Neutral or Black colored)
- 2x60cm Silicone insulation sheets
- 1 Silicone Insulation Cap
- Trim Line Tape
- Plastic protection sheets

DIRECT SOCKET MATERIALS

FIBER BRAIDS

Part#	Description
M-100601	5 in Basalt Fibers with standard distal connector
M-100610	5 in Basalt Fibers with standard distal connector 10pcs
M-100602	7 in Basalt Fibers with standard distal connector
M-100620	7 in Basalt Fibers with standard distal connector 10pcs
M-100603	7 in Basalt Fibers with large distal connector
M-100630	7 in Basalt Fibers with large distal connector 10pcs
M-100604	9 in Basalt Fibers with large distal connector
M-100640	9 in Basalt Fibers with large distal connector 10pcs
M-100101	5 in Glass Fibers with standard distal connector
M-100110	5 in Glass Fibers with standard distal connector 10pcs
M-100201	7 in Glass Fibers with standard distal connector
M-100210	7 in Glass Fibers with standard distal connector 10pcs
M-100302	7 in Glass Fibers with large distal connector
M-100320	7 in Glass Fibers with large distal connector 10pcs
M-100303	9 in Glass Fibers with large distal connector
M-100330	9 in Glass Fibers with large distal connector 10pcs
M-100401	5 in Carbon Fibers with standard distal connector
M-100410	5 in Carbon Fibers with standard distal connector 10pcs
M-100501	7 in Carbon Fibers with standard distal connector
M-100510	7 in Carbon Fibers with standard distal connector 10pcs
M-100101L	5 in Glass fibers with standard distal connector - 70 cm*
M-100201L	7 in Glass fibers with standard distal connector – 70*
M-100302L	7 in Glass fibers with large distal connector - 70 cm*
M-100303L	9 in Glass fibers with large distal connector - 70 cm*
M-100601L	5 in Basalt fibers with standard distal connector - 70 cm*
M-100602L	7 in Basalt fibers with standard distal connector - 70 cm *
M-100603L	7 in Basalt fibers with large distal connector - 70 cm *
M-100604L	9 in Basalt fibers with large distal connector - 70 cm *



*not a stock item, made by order only

DIRECT SOCKET MATERIALS

OTHER MATERIALS

Picture#	Part#	Description
1.	M-300201	Resin Cartridge 200ml Neutral
1.	M-300211	Resin Cartridge (10pcs) 200ml Neutral
1.	M-300202	Resin Cartridge 200ml Black
1.	M-300212	Resin Cartridge (10pcs) 200ml Black
1.	M-300401	Resin Cartridge 400ml Neutral
1.	M-300411	Resin Cartridge (10pcs) 400ml Neutral
1.	M-300402	Resin Cartridge 400ml Black
1.	M-300412	Resin Cartridge (10pcs) 400ml Black
2.	M-400101	Silicone Insulation Sheets 30m
2.	M-400103	Silicone insulation Sheets lg 30m
3.	M-400206	Bottom Seal for Direct Socket
4.	M-400301	Silicone Insulation Sheet, 2x60cm
4.	M-400303	Silicone insulation sheet lg, 2x60cm
5.	M-200161	Silicone Insulation Cap
5.	M-400102	Silicone Insulation Caps, 10 pcs
5.	M-200162	Silicone inulation cap, large
5.	M-400112	Silicone insulation caps lg, 10 pcs
6.	M-100120	Brim Tape
	M-110004	Protection sheet roll


1.


2.


3.


4.


5.


6.

DIRECT SOCKET MATERIALS

COMPONENTS

Össur recommends that the following products are used in conjunction with the Direct Socket System.

Picture#	Part#	Description
1.	L-661000	600 Modular Spacer for Icelock 600 Series*
2.	L-621100	Icelock Ratchet 621 Adaptation Kit
3.	L-631100	Icelock Lanyard 631 Adaptation Kit
4.	L-651100	Icelock Smooth 651 Adaptation Kit

*Must be used with Icelock® 600 series.

Picture#	Part#	Description
5.	L-551002	Icelock Expulsion Valve 551*
6.	L-544050	Icelock 544 Direct Socket Adapter Plate**
7.	L-544521	Icelock 544 Plate Expulsion**
7.	L-544511	Icelock 544 Plate Unity**

* To be used with Cushion liners; ** To be used with Seal-In liners

Picture#	Part#	Description
8.	A-242500	4-Hole Female Pyramid with 20/20 Offset

Picture#	Part#	Description
9.	L-214100	Icelock Clutch 4H 214 for Direct Socket System
10.	L-562400	Icelock 562 for Direct Socket*

* To be used with Iceross Seal-In X Locking liner


1.


2.


3.


4.


5.


6.


7.


8.


9.


10.

PRESSURE PADS

The Pressure Pads are designed to reduce peak pressures in sockets due to prominent bony areas. Made from a non-compressible silicone that optimizes pressure redistribution, pressure pads can improve the comfort of laminated, thermoformed or directly manufactured sockets such as the Modular Socket System. The pads feature a self-adhesive backing to enable easy application.

KITS

Picture#	Part#	Description
1.	K-190100	Set No. 1, 5 pads (one small disc, one medium disc, one large disc, one spoon pad and one cylindrical pad)
2.	K-190101	Discs, 6 pads in 3 sizes (2 small, 2 medium, 2 large)
3.	K-190102	Spoon (2 large pads)
4.	K-190104	Cylindrical (8 large pads)
5.	K-190110	Set No. 2, 8 pads (one small spoon, 2 cylindrical, small and large; 2 oval, small and large; 2 drops and one horse shoe)
6.	K-190115	Oval, 8 pads, (4 small, 4 large)
7.	K-190150	Ergo pads

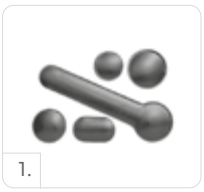
1.


2.


3.


4.


5.


6.


7.

ÖSSUR KNEES AND LEGS

ÖSSUR BALANCE SOLUTIONS



BALANCE KNEE OFM1



BALANCE KNEE OFM2

ÖSSUR DYNAMIC SOLUTIONS



POWER KNEE



RHEO KNEE XC



RHEO KNEE



PASO KNEE

ÖSSUR KNEES AND LEGS

CHARACTERISTICS

INCREASED GROUND CLEARANCE
Increased ground clearance in swing phase due to polycentric design.


INCREASED GROUND CLEARANCE

ADJUSTABLE AXIS GEOMETRY
Option to change the geometry to adjust the switching between stance and swing phase to the user's needs.


ADJUSTABLE AXIS GEOMETRY

FULL STANCE FLEXION
Allows the knee to bend under load against an adjustable resistance in an unlimited flexion angle range. Enables the user to walk downstairs alternating.


FULL STANCE FLEXION

ADJUSTABLE STANCE FLEXION
Allows the knee to bend under load against a defined resistance in a limited flexion angle range (app 5-10 degrees). Shock absorbing.


ADJUSTABLE STANCE FLEXION

WEIGHT ACTIVATED LOCK
Knee locks under load by weight activated brake.


WEIGHT ACTIVATED LOCK

PNEUMATIC
Pneumatic swing phase control.


PNEUMATIC

HYDRAULIC
Hydraulic swing and/or stance phase phase control.


HYDRAULIC

AUTOMATIC SPEED ADJUSTMENT
Knee adapts automatically to the users needs of swing phase resistance for a wide range of different walking speeds. No need for the CPO to adjust the swing phase.


AUTOMATIC SPEED ADJUSTMENT

MULTI AXIS
Knee joint has 4 or more axis.


MULTI AXIS

SINGLE AXIS
Knee joint has one axis.


SINGLE AXIS

EXTENSION ASSIST
Assists the knee to get extended and provide full extension in the end of swing phase.


EXTENSION ASSIST

ÖSSUR KNEES AND LEGS

CHARACTERISTICS

MICROPROCESSOR CONTROL
Swing and Stance phase resistance is controlled by a microprocessor.



MICROPROCESSOR CONTROL

MANUAL LOCK
Knee can be locked in fully extended position. User has the option to release the lock if needed.



MANUAL LOCK

GEOMETRIC LOCK
Knee provides geometric lock at heel strike. Once knee is fully extended in end of swing phase geometric lock will prevent the knee of getting bent before heel strike and the end of stance phase.



GEOMETRIC LOCK

SOCKET CONNECTOR ADAPTATION
Knee offers several proximal adaptions to be choosen by CPO.



SOCKET CONNECTOR ADAPTATION

MECHANICAL CONTROL
Mechanical control of swing and/or stance phase.



MECHANICAL CONTROL

MULTI SPEED
The knee accomodates changes in walking speed.



MULTI SPEED

SINGLE SPEED
Offers the user to walk with constant speed.

SINGLE SPEED

BALANCE™ KNEE OFM2 SE

Balance Knee OFM2 SE (Smart Edition) is a light monocentric knee joint with a brake function and a locking lever. The locking function supports the use in the rehabilitation phase, and as a locked knee joint, it is particularly suitable for first standing and walking exercises. As the user grows more mobile, the CPO can activate the flexion and extension functions.

- Locking function during first standing and walking exercises
- Flexion and extension can be released depending on the patient's progress
- Adaptable levels for use in therapy
- Rates of flexion and extension can be adapted to the user



Patient Profile:	
Amputation Level:	Transfemoral
Impact Level:	Low to Moderate
Maximum Patient Weight:	125kg (275lbs)

Product Information:	
Build Height:	115mm
Weight of Knee:	0,495kg
Flexion:	145°

CLEARANCE

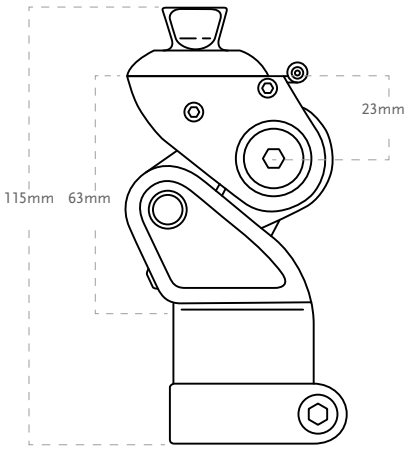

KITS

Part#	Description
1710505	Balance Knee OFM2 SE

BALANCE™ KNEE OFM1 SE

Balance Knee OFM1 SE (Smart Edition) is a mechanical polycentric knee joint. The knee can be locked (e.g. when standing) and is therefore particularly appropriate for new amputees and less mobile users.

- Locking function for first standing and walking exercises
- Flexion and extension can be locked or released depending on the patient's progress
- Increased ground clearance in swing phase due to polycentric design
- Rates of flexion and extension can be adapted to the user. Flexion range up to 150 degrees.
- Integrated rotation and shift adjustment in the socket connector



Patient Profile:	
Amputation Level:	Transfemoral and Knee Disarticulation
Impact Level:	Low to Moderate
Maximum Patient Weight:	136 kg (300lbs)

Product Information:	
Build Height (1):	159mm
Build Height (2):	107mm
Build Height (3):	18mm
Weight of Knee:	approx. 640g
Flexion:	Stop at 150°

CLEARANCE

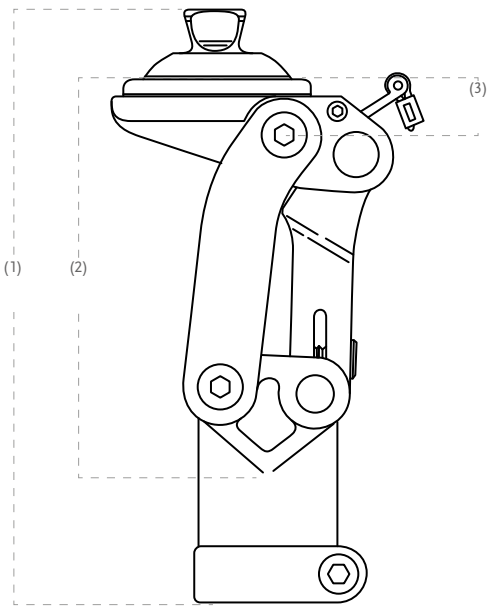

BALANCE™ KNEE OFM1 SE

KITS

Part#	Description
1710506	Balance Knee OFM1 SE with Pyramid



BALANCE™ KNEE OM8 SE



The Balance Knee OM8 SE (Smart Edition) is a polycentric knee joint with a stable aluminium frame construction. The joint is suitable for users with low functional levels and a maximum body weight of 136 kg.

- Adjustable axle geometry
- Integrated extension spring
- Adjustable axle friction
- High knee flexion angle up to 160°



Patient Profile:	
Amputation Level:	Transfemoral
Impact Level:	Low to Moderate
Maximum Patient Weight:	136kg (300lbs)

Product Information:	
Build Height:	128mm
Weight of Knee:	0,445kg
Flexion:	160°

CLEARANCE

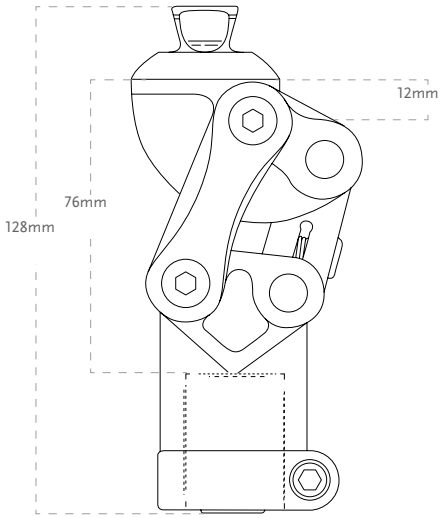

KITS

Part#	Description
1710501	Balance Knee OM8 SE

OP2 SE KNEE™

The OP2 SE (Smart Edition) Knee is a polycentric knee joint with a sturdy aluminium frame construction. The Knee is for users with normal demands on walking.

- Extension/Flexion can be set independently of each other
- Adjustable axle geometry
- High knee flexion angle up to 160°
- Slim design



Patient Profile:	
Amputation Level:	Transfemoral
Impact Level:	Moderate to High
Maximum Patient Weight:	125kg (275lbs)

Product Information:	
Build Height:	190mm
Weight of Knee:	0,65kg
Flexion:	160°

CLEARANCE

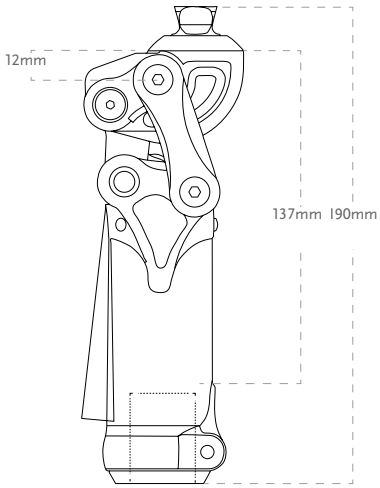

KITS

Part#	Description
1710503	OP2 SE Knee

BALANCE™ KNEE OFM2

Balance Knee OFM2 is a light monocentric knee joint with a brake function and a locking lever. Its 2-in-1 function supports use in the rehabilitation phase, and as a locked knee joint, it is particularly suitable for first standing and walking exercises. As the user grows more mobile, the CPO can activate the flexion and extension functions.

- Locking function during first standing and walking exercises
- Flexion and extension can be released depending on the patient's progress
- Adaptable for use in therapy
- Rates of flexion and extension can be adapted to the user



Patient Profile:		Product Information:	
Amputation Level:	Transfemoral	Build Height:	115mm
Impact Level:	Low to Moderate	Weight of Knee:	0,495kg
Maximum Patient Weight:	125kg (275lbs)	Flexion:	145°

SINGLE AXIS | MANUEL LOCK | WEIGHT ACTIVATED LOCK | MECHANICAL CONTROL | SINGLE SPEED | EXTENSION ASSIST | ADJUSTABLE STANCE FLEXION

CLEARANCE

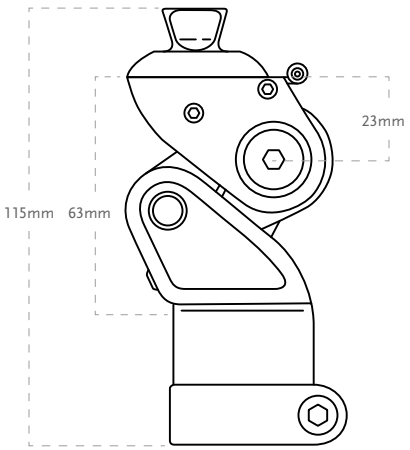

KITS

Part#	Description
1721120	Balance Knee OFM2

BALANCE™ KNEE OFM1

Balance Knee OFM1 is a mechanical polycentric knee joint that is suitable for users. The knee can be locked (e.g. when standing) and is therefore particularly appropriate for new amputees and less mobile users.

- Locking function for first standing and walking exercises
- Flexion and extension can be locked or released depending on the patient's progress
- Rates of flexion and extension can be adapted to the user. Flexion range up to 150 degrees.
- Integrated rotation and shift adjustment in the socket connector



Patient Profile:	
Amputation Level:	Transfemoral and Knee Disarticulation
Impact Level:	Low to Moderate
Maximum Patient Weight:	136 kg (300lbs)

Product Information:				
	Balance Knee OFM1 with Pyramid	Balance Knee OFM1 with IKF adapter	Balance Knee KFM1 with Loop adapter	Balance Knee KFM1 with 3-arm adapter
Build Height (1):	159mm	174mm	151mm	151mm
Build Height (2):	107mm	122mm	116mm	116mm
Build Height (3):	18mm	33mm	27mm	27mm
Weight of Knee:	approx. 640g	approx. 770g	approx. 650g	approx. 735g
Flexion:	Stop at 150°	Stop at 150°	Stop at 150°	Stop at 150°

MULTI AXIS | INCREASED GROUND CLEARANCE | MANUAL LOCK | MECHANICAL CONTROL | SINGLE SPEED | EXTENSION ASSIST | ADJUSTABLE STANCE FLEXION | SOCKET CONNECTOR ADAPTATION

CLEARANCE

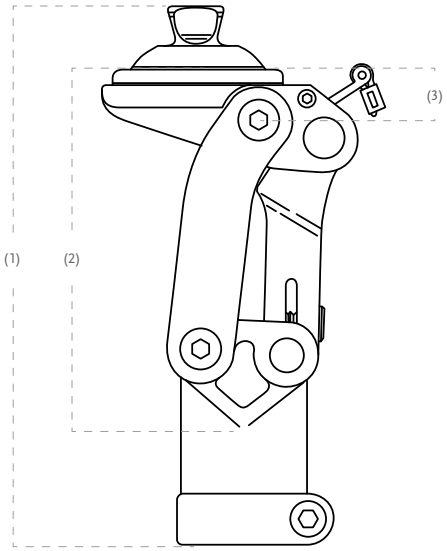

GO TO TABLE OF CONTENTS

BALANCE™ KNEE OFM1

KITS

Part#	Description
1721126	Balance Knee OFM1 with Pyramid
1721127	Balance Knee OFM1 with IKF adapter
1721128	Balance Knee KFM1 with Loop adapter
1721129	Balance Knee KFM1 with 3-arm adapter

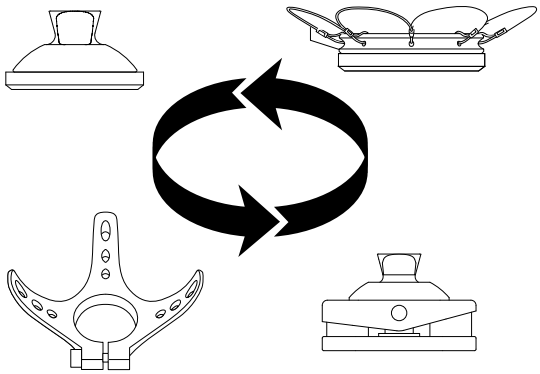



BALANCE™ KNEE OM8

The Balance Knee OM8 is a polycentric knee joint with a stable aluminium frame construction. The joint is suitable for users with low functional levels, with a maximum body weight of 136 kg.

- Adjustable axle geometry
- Integrated extension spring
- Adjustable axle friction
- High knee flexion angle up to 160°



Patient Profile:	
Amputation Level:	Transfemoral
Impact Level:	Low to Moderate
Maximum Patient Weight:	136kg (300lbs)

Product Information:	
Build Height:	128mm
Weight of Knee:	0,445kg
Flexion:	160°

MULTI AXIS | INCREASED GROUND CLEARANCE | ADJUSTABLE AXIS GEOMETRY | MECHANICAL CONTROL | SINGLE SPEED | EXTENSION ASSIST

CLEARANCE

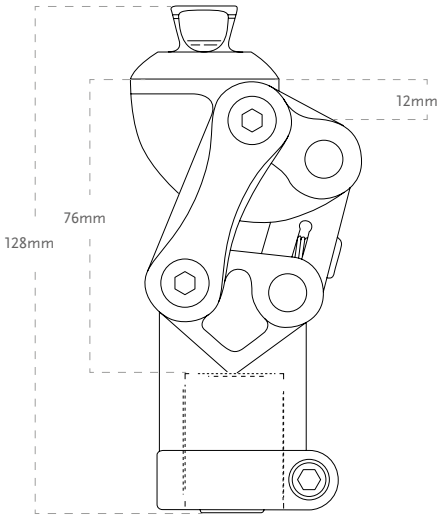

KITS

Part#	Description
1723178	Balance Knee OM8

LOCKING KNEE

Locking Knee from Össur is a simple, reliable and lightweight knee joint for the low active amputee.
Locking Knee is intended to be used during rehabilitation and as a permanent solution with the low active amputee.



Patient Profile:	
Amputation Level:	Transfemoral
Impact Level:	Low
Maximum Patient Weight:	125kg (275lbs)

Product Information:	
Knee Axis Height:	26mm (1 1/32")
Weight of Knee:	0.248kg (0.55lbs)
Flexion:	Stop at 140°

SINGLE AXIS | MANUAL LOCK | MECHANICAL CONTROL | SINGLE SPEED

CLEARANCE

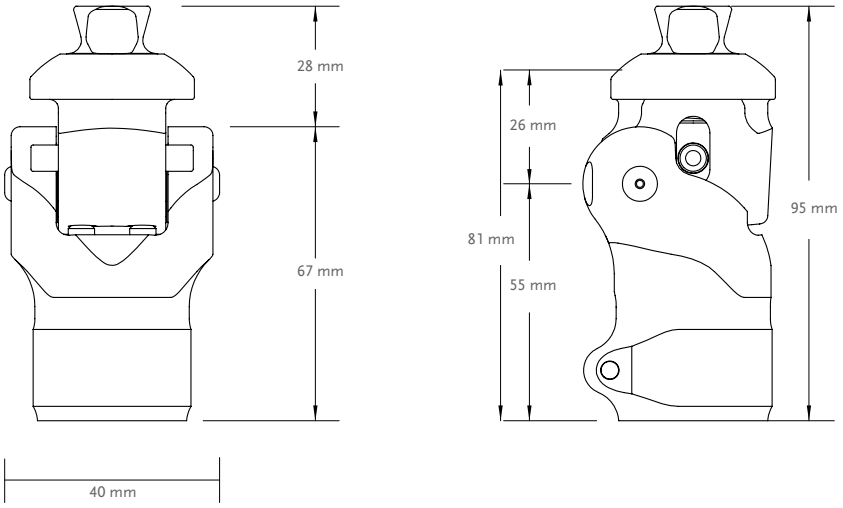

KITS

Part#	Description
LKN12500	Locking Knee

Includes:
- Lanyard Kit

Part#	Description
LKN12590	Lanyard Release Kit

POWER KNEE™

UNITY® COMPATIBLE

INTRODUCTION

POWER KNEE, the only available motor powered knee joints on the market, provides active motion and powered stance stability to replace lost muscle function, enabling users to go further.

KEY FEATURES

- Delivering powered extension when standing up, controlled resistance when descending, and active flexion and extension during walking, POWER KNEE facilitates natural gait.
- High active users as well as users with higher functional loss testify that POWER KNEE restores their endurance, allowing them to go farther.
- POWER KNEE can reduce rehabilitation time for new transfemoral amputees.
- The PowerLogic Workbench software enables prosthetists and physical therapists to give users visual feedback during training as well as to log and report on user performance and prosthetic use for better reimbursement documentation.



RECOMMENDED WITH



Seal-In® X TF liner



Flex-Foot® Assure



Vari-Flex®



Vari-Flex® XC



Vari-Flex® XC Rotate™



POWER KNEE™



User Information		
Amputation Level:	POWER KNEE	Transfemoral
	POWER KNEE EUP	Bilateral Transfemoral Unilateral Hip Disarticulation Unilateral Hemipelvectomy
Impact Level:		Low to Moderate
Maximum Patient Weight:		165kg (363wlbs)

Knee Information	
Net Weight:	2.7kg (6lbs) w/o battery
Battery Weight:	0.49kg (1.1lbs)
Build Height:	275mm (10 13/16")
Knee Flexion:	120°
Minimum Clearance:	380mm (14 15/16")
Aluminum Frame Construction	
Internal Extension Assist	



CLEARANCE

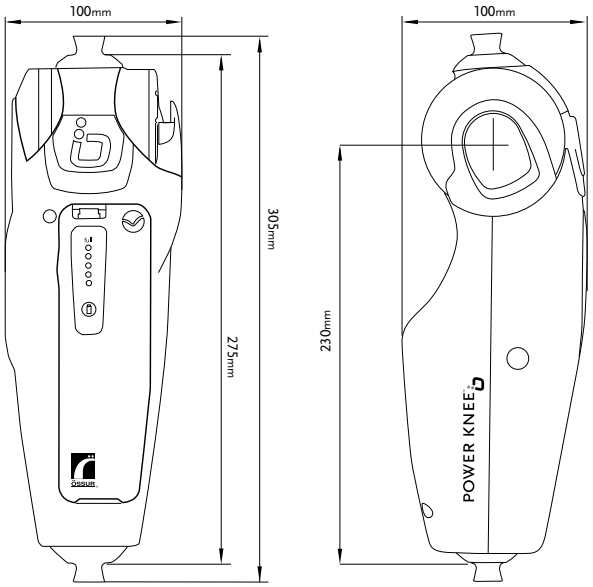

POWER KNEE™

KITS

POWER KNEE KIT

Part#	Description
PKN120002	POWER KNEE Kit 2Y WARR EMEA
PKN120007	POWER KNEE Kit 3Y WARR Americas



Includes:
- POWER KNEE
- 2 x Lithium Polymer Battery Packs
- Lithium Polymer Battery Charger
- Power Supply
- Warranty Certificate
- User Manual & Information DVD
- Technical Manual

POWER KNEE EXTENDED USER PROFILES (EUP) KIT*

Part#	Description
PKN123003	POWER KNEE EUP Kit 3Y WARR EMEA
PKN123007	POWER KNEE EUP Kit 3Y WARR Americas

Includes:
- POWER KNEE kit
- Engineering customization service

* Note: For further information on POWER KNEE EUP service program, please contact your Össur representative.

COMPONENTS

Picture	Part#	Description
1.	PK220003	Lithium Polymer Battery Charger EU
	PK220007	Lithium Polymer Battery Charger NA
2.	PK230010	Lithium Polymer Battery Pack





EXTENDED WARRANTY

POWER KNEE EXTENDED WARRANTY*

AMERICAS

Part#	Description
PKN1YADDWARRNTY	1 Year Extended Warranty
PKN2YADDWARRNTY	2 Year Extended Warranty

EMEA

Part#	Description
PKNGE1Y	1 Year Extended Warranty
PKNGE2Y	2 Year Extended Warranty
PKNGE3Y	3 Year Extended Warranty
PKNSC40M	Mandatory 40 Month Service Check

*Initial POWER KNEE limited warranty and POWER KNEE EUP warranty period: 24-36 months. Extended warranties on Bionic devices (POWER KNEE batteries excluded) are available for purchase, contact Össur Customer Service for options and prices. Maximum total warranty period is 5 years, must be purchased within one year of original purchase date.

POWER KNEE™

UNITY

UNITY KITS

Part#	Description	Applicable Foot Kits
UTF0001	Unity TF Valve Kit	All

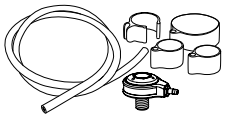

RHEO KNEE®

UNITY® COMPATIBLE

INTRODUCTION

The RHEO KNEE is a microprocessor-controlled knee designed to promote stability and safety. It enables natural and effortless gait – even on difficult terrain. The RHEO KNEE is easy to fit, and delivers reliable user outcomes.

KEY FEATURES

- Auto adaptive real-time stance and swing control.
- Dependable and easy swing initiation.
- Automatic stumble recovery.
- Manual extension lock.
- Weatherproof design allows exposure to fresh water splashes.
- Accompanying Össur Logic app for iOS devices provides:
  - Simple practitioner setup and adjustment, and printable user activity reports.
  - Functional training exercises for improved user confidence.
  - Selection of user preferences and monitoring of step count and battery charge level.
- Smart Extension makes raising from a squatted position easier with less resistance.
- Facilitates stepping over obstacles and stepping backwards.



RECOMMENDED WITH



Seal-In® X TF liner



Pro-Flex® Pivot*



Pro-Flex® LP



Pro-Flex® XC



Pro-Flex® XC Torsion

*Note. Pro-Flex Pivot can not be used for high impact activities.



RHEO KNEE®



User Information	
Amputation Level:	Transfemoral and Knee Disarticulation
Impact Level:	Low to Moderate
Maximum Patient Weight:	136kg (300lbs)

Knee Information	
Net weight:	Approx. 1.6 kg (3.5 lbs)
Build Height:	236mm (9 1/4")
Knee Flexion:	120°
Aluminum Frame Construction	
Weatherproof	

CLEARANCE

RHEO KNEE

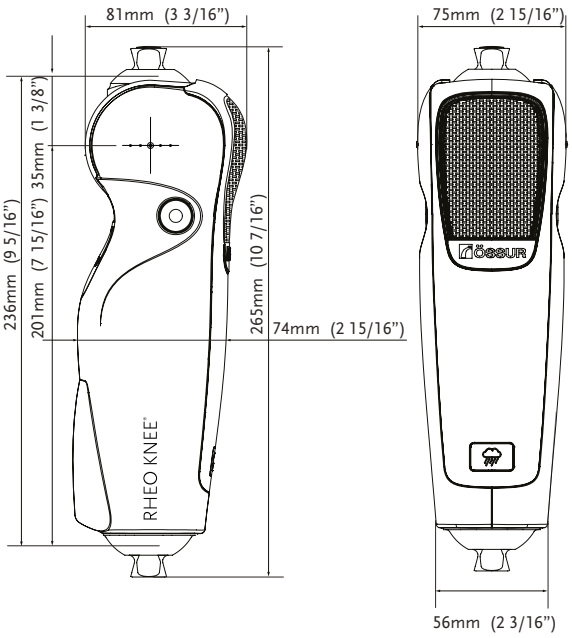

RHEO KNEE WITH THREADED TOP ADAPTER (A - 145310)

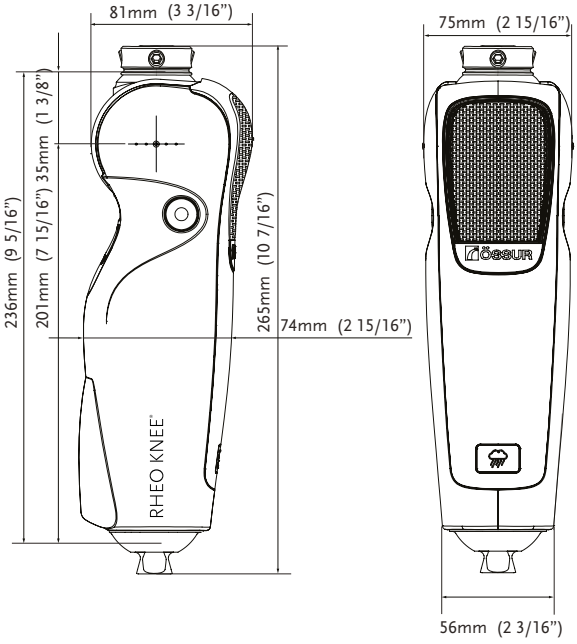

RHEO KNEE®

KITS

RHEO KNEE KIT

Part#	Description
RKN130002	2 Years Warranty (No Service Check)
RKN130003	3 Years Warranty (No Service Check)
RKN130005	5 Years Warranty (Incl. Service Check at 40 Months)



Includes:
- RHEO KNEE
- RHEO KNEE Power Supply w/Plug
- Terms of warranty
- Instructions for use

RHEO KNEE KIT WITH THREADED TOP ADAPTER:

RHEO KNEE with threaded top adapter is the solution for knee disarticulation amputees and those with long residual limbs.

To order RHEO KNEE with threaded top adapter, order the RHEO KNEE Kit and add Össur's Female Pyramid Insert to the order.

Part#	Description	Height		Weight	
A-145310	Female Pyramid Insert / Threaded Top Adapter	9mm	3/8"	33g	1.16oz

RHEO KNEE ACCESSORIES

Part#	Description
N/A	ÖSSUR LOGIC for iOS devices is available on the App Store



RHEO KNEE PROTECTOR

Part#	Description
BIC00110	Bionic Protector for RHEO KNEE



RHEO KNEE®

COMPONENTS

POWER SUPPLY

Part#	Description
PRX00421	Power Supply w/Plug



EXTENDED WARRANTY

RHEO KNEE KIT EXTENDED WARRANTY*

Part#	Description
RKN3GE1YR	Additional 1 Year Warranty
RKN3GE2YR	Additional 2 Year Warranty
RKN3GE3YR	Additional 3 Year Warranty
RKN3SC20M	Voluntary 20 Month Service Check
RKN3SC40M	Mandatory 40 Month Service Check**
RKNSCAW	Voluntary After Warranty Service Check

* Maximum total warranty period is 5 years, must be purchased within 20 months after original purchase date.

** If total warranty time acquired adds up to 4 or 5 years, then 40 month service check will be mandatory.

UNITY

UNITY KITS

Part#	Description	Applicable Foot Kits
UTF0001	Unity TF Valve Kit	All

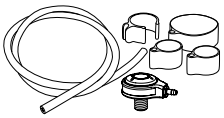

RHEO KNEE® XC

UNITY® COMPATIBLE

INTRODUCTION

The RHEO KNEE XC is a microprocessor-controlled knee designed to support patients from early rehabilitation to full recovery with its effortless, intuitive, and stable functionality. It builds on reliable and clinically proven technology, delivering outstanding user outcome.

KEY FEATURES

- Supports rehabilitation and increased mobility; including cycling, walk-to-run, and stair ascent.
- Auto adaptive real-time stance and swing control.
- Dependable and easy swing initiation.
- Automatic stumble recovery.
- Manual extension lock.
- Weatherproof design allows exposure to fresh water splashes.
- Accompanying Össur Logic app for iOS devices provides:
  - Simple practitioner setup and adjustment, and printable user activity reports.
  - Functional training exercises for improved user confidence.
  - Selection of user preferences and monitoring of step count and battery charge level.
- Smart Extension makes raising from a squatted position easier with less resistance.
- Facilitates stepping over obstacles and stepping backwards.



RECOMMENDED WITH



Seal-In® X TF liner



Pro-Flex® Pivot*



Re-Flex® Shock



Pro-Flex® XC Torsion



Pro-Flex® XC

*Note. Pro-Flex Pivot can not be used for high impact activities.



RHEO KNEE® XC

User Information		
Amputation Level:	Transfemoral and Knee Disarticulation	
Impact Level:	Low to moderate	High
Maximum Patient Weight:	136 kg (300 lbs)	110 kg (243 lbs)

Knee Information	
Net weight:	1.6 kg (3.5 lbs)
Build Height:	236 mm (9 1/4")
Knee Flexion:	120°
Aluminum Frame Construction	
Weatherproof	

CLEARANCE

RHEO KNEE XC

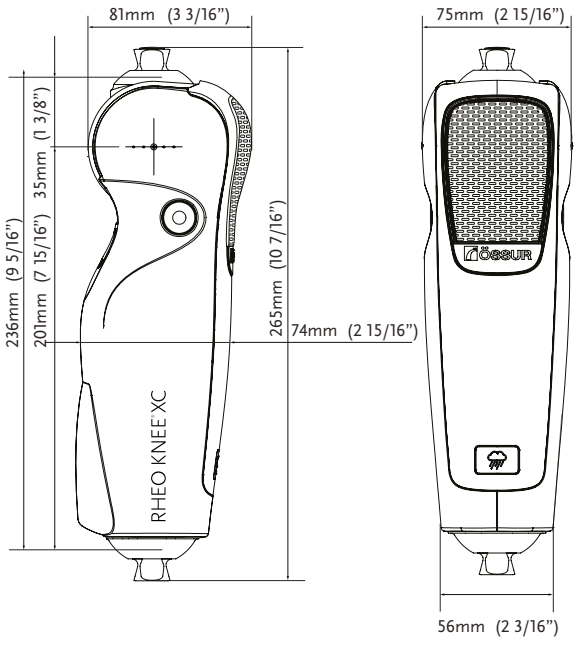

RHEO KNEE XC WITH THREADED TOP ADAPTER (A - 145310)

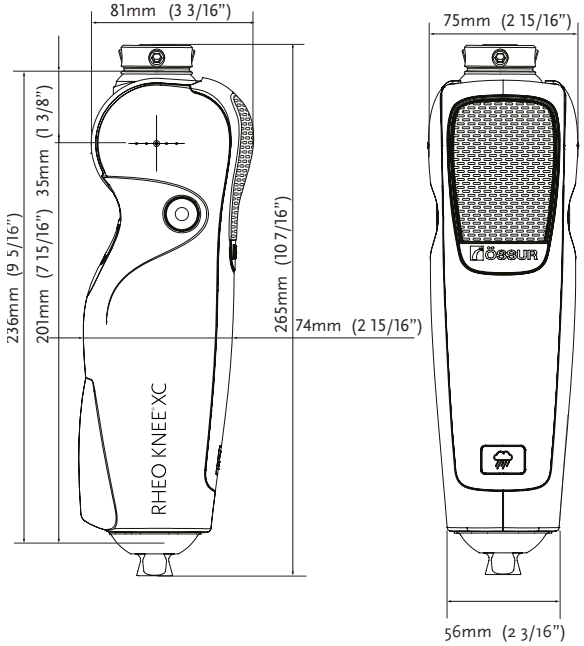

RHEO KNEE® XC

KITS

RHEO KNEE XC KIT

Part#	Description
RKNXC0002	2 Years Warranty (No Service Check)
RKNXC0003	3 Years Warranty (No Service Check)
RKNXC0004	4 Years Warranty (Incl. Service Check at 40 Months)
RKNXC0005	5 Years Warranty (Incl. Service Check at 40 Months)



Includes:
- RHEO KNEE XC
- RHEO KNEE Power Supply w/Plug
- Terms of warranty
- Instructions for use

RHEO KNEE XC KIT WITH THREADED TOP ADAPTER:

RHEO KNEE XC with threaded top adapter is the solution for knee disarticulation amputees and those with long residual limbs.

To order RHEO KNEE XC with threaded top adapter, order the RHEO KNEE XC Kit and add Össur's Female Pyramid Insert to the order.

Part#	Description	Height		Weight	
A-145310	Female Pyramid Insert / Threaded Top Adapter	9mm	3/8"	33g	1.16oz

RHEO KNEE ACCESSORIES

Part#	Description
N/A	ÖSSUR LOGIC for iOS devices is available on the App Store



RHEO KNEE XC PROTECTOR

Part#	Description
BIC00110	Bionic Protector for RHEO KNEE



RHEO KNEE® XC

COMPONENTS

POWER SUPPLY

Part#	Description
PRX00421	Power Supply w/Plug



EXTENDED WARRANTY

RHEO KNEE XC KIT EXTENDED WARRANTY*

Part#	Description
RKNXCGE1YR	Additional 1 Year Warranty
RKNXCGE2YR	Additional 2 Year Warranty (Incl. Service Check at 40 Months)
RKNXCGE3YR	Additional 3 Year Warranty (Incl. Service Check at 40 Months)
RKNXCSC20M	Voluntary 20 Month Service Check
RKNSCAW	Voluntary After Warranty Service Check

* Maximum total warranty period is 5 years, must be purchased within 20 months after original purchase date.

UNITY

UNITY KITS

Part#	Description	Applicable Foot Kits
UTF0001	Unity TF Valve Kit	All

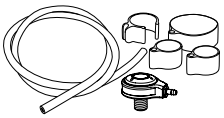

TOTAL KNEE® 1900

UNITY® COMPATIBLE



The knee accommodates everyday walking requirements. Through use of friction within an elastic polymer medium, the swing phase is controlled and steady. That combined with the extension promoter which assists in limiting heel rise and moving the knee into a fully extended position, ensures every amputee has access to the attributes of a Total Knee.

- Polycentric knee with geometric locking system.
- Unique swing phase control through use of friction within an elastic polymer medium.
- Adjustable stance flexion.
- Adjustable extension promoter.
- Low build height, useful for long transfemoral limbs or knee disarticulation.



Patient Profile:	
Amputation Level:	Transfemoral and Knee Disarticulation
Impact Level:	Low
Maximum Patient Weight:	100kg (220lbs)

Product Information:	
Build Height:	173mm (6 13/16")
Weight of Knee:	0.675kg (1.49lbs)
Flexion:	Stop at 150°



MULTI AXIS



INCREASED GROUND CLEARANCE



MECHANICAL CONTROL

SINGLE SPEED

CLEARANCE

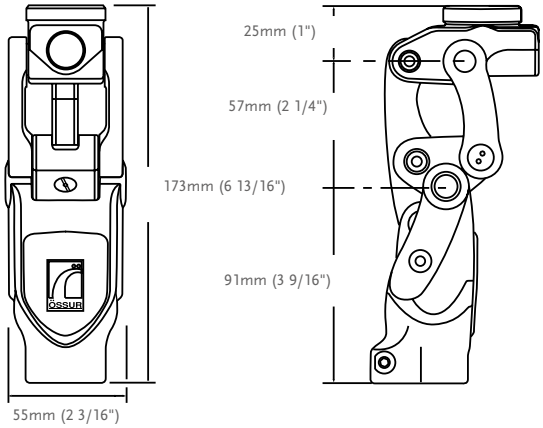

KITS

Part#	Description
1900	Total Knee 1900**
1900-KE	Polymer Friction Knee Long Adapter
1900-OS	Polymer Friction Knee Pyramid Adapter

* The knee comes with the red bumper fitted.
**Total Knee 1900/2000 user video (TV0005) is included in the box. The video contains basic information for the user.

TOTAL KNEE® 1900

COSMETIC FINISHING

Picture	Part#	Description
1	2047	Shin Fairing, Black
2	2052	Knee Cap, Small, Black
3	2053	Knee Cap, Large, Beige


1.


2.


3.

COMPONENTS

BUMPER KIT

Part#	Description
2000-Kit	A complete set of bumpers and shims



Includes:
- 1 Bumper of each durometer:
- 1 Shim 0.38mm
- 1 Shim 0.76mm

BUMPER COVER

Part#	Description
2059	Bumper cover for Total Knee 1900 and 2000



EXTENSION PROMOTER

Part#	Description
1905	Assists in limiting heel rise and moving the knee into a fully extended position

EXTENSION ASSIST

Part#	Description
2070S	Fully assembled extension assist with yellow (regular) spring inserted

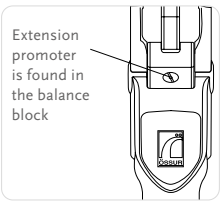

Includes:
- Blue spring (firm)
- Red spring (extra firm)

TOTAL KNEE® 1900

COMPONENTS

BACK LINK (POSTERIOR LINKAGE)

Part#	Description
1900SSB	Total Knee 1900 with high load back link

Note: There is an additional charge for these special back links.

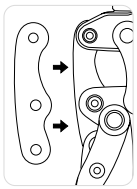

TOTAL KNEE ADAPTERS

Picture	Part#	Description	Material	Weight Limit		Weight	
1.	A-114040	4- Prong Socket Adapter	Stainless Steel	166kg	365lbs	158g	4oz
2.	A-122300	Euro 4-Hole Adapter	Aluminum	125kg	275lbs	70g	2.5oz
3.	A-834300	Male Pyramid Adapter	Stainless Steel	100kg	220lbs	111g	3.9oz
3.	A-835300	Male Pyramid Adapter	Titanium	166kg	365lbs	80g	2.8oz
4.	A-845300	Female Pyramid Adapter	Titanium	166kg	365lbs	85g	3oz


1.


2.


3.


4.

COSMETIC FINISHING FOR TOTAL KNEE

DISCONTINUOUS COSMETIC FOAM

Part#	Description
2075R	Cosmetic Foam Cover, Regular - for use with Total Knee 1900 and 2000
2075L	Cosmetic Foam Cover, Large - for use with Total Knee 1900 and 2000

- Beige toned
- Designed to fit over Total Knee® Range
- Designed to fit left or right
- Internally shaped to accommodate knee cap, shin ferrule and 30mm tube
- Fire retardant

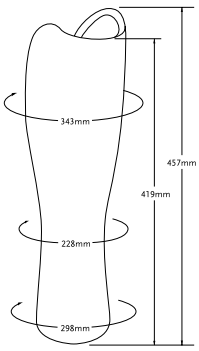

Part# 2075R Regular

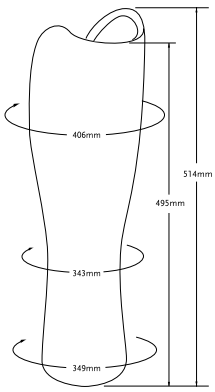

Part# 2075L Large

TOTAL KNEE® 2000

UNITY® COMPATIBLE



Total Knee 2000 offers shock absorption, comfort and a natural gait. Mid-swing shortening offers increased toe clearance during swing to prevent hip-hiking and the 3-phase hydraulic swing control accommodates changes in walking speed. Plus, the adjustable stance flexion feature mimics the knee flexion that occurs during early stance, reducing shock and stress on the residual limb.

- Polycentric knee with geometric locking system.
- Swing control adjustments through 3-phase (3-valve) hydraulic system.
- Adjustable stance flexion.
- Adjustable extension promoter.
- Low build height, useful for long transfemoral limbs or knee disarticulation.



Patient Profile:	
Amputation Level:	Transfemoral and Knee Disarticulation
Impact Level:	Moderate to High
Maximum Patient Weight:	100kg (220lbs)

Product Information:	
Build Height:	173mm (6 13/16")
Weight of Knee:	0.69kg (1.52lbs)
Flexion:	Stop at 150°



MULTI AXIS | INCREASED GROUND CLEARANCE | GEOMETRIC LOCK | HYDRAULIC CONTROL | MULTI SPEED | EXTENSION ASSIST | ADJUSTABLE STANCE FLEXION | SOCKET CONNECTOR ADAPTATION

CLEARANCE

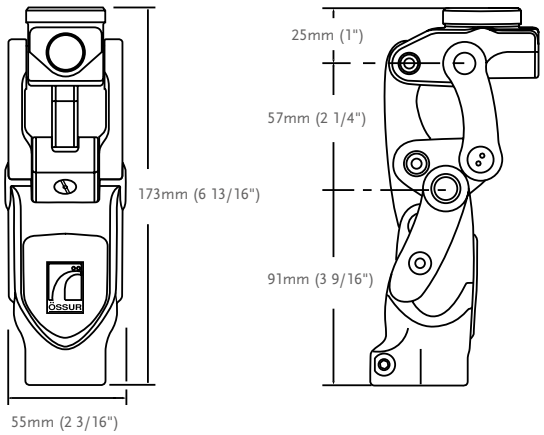

KITS

Part#	Description
2000	Total Knee 2000**
2000-KE	Hydraulic Knee W/ Long Adapter
2000-OS	Hydraulic Knee W/ Pyramid Adapter

*The knee comes with the red bumper fitted.
**Total Knee 1900/2000 user video (TV0005) is included in the box. The video contains basic information for the user.

TOTAL KNEE® 2000

COSMETIC FINISHING

Picture	Part#	Description
1	2047	Shin Fairing, Black
2	2052	Knee Cap, Small, Black
3	2053	Knee Cap, Large, Beige


1.


2.


3.

COMPONENTS

BUMPER KIT

Part#	Description
2000-Kit	A complete set of bumpers and shims



Includes:
- 1 Bumper of each durometer:
- 1 Shim 0.38mm
- 1 Shim 0.76mm

BUMPER COVER

Part#	Description
2059	Bumper cover for Total Knee 1900 and 2000



EXTENSION PROMOTER

Part#	Description
1905	Assists in limiting heel rise and moving the knee into a fully extended position

EXTENSION ASSIST

Part#	Description
2070S	Fully assembled extension assist with yellow (regular) spring inserted

Includes:
- Blue spring (firm)
- Red spring (extra firm)

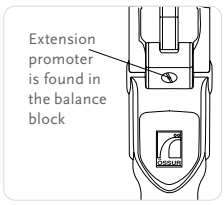

TOTAL KNEE® 2000

COMPONENTS

BACK LINK (POSTERIOR LINKAGE)

Part#	Description
2000SSB	Total Knee 2000 with high load back link

Note: There is an additional charge for these special back links.

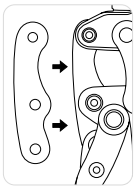

TOTAL KNEE ADAPTERS

Picture	Part#	Description	Material	Weight Limit		Weight	
1.	A-114040	4- Prong Socket Adapter	Stainless Steel	166kg	365lbs	158g	4oz
2.	A-122300	Euro 4-Hole Adapter	Aluminum	125kg	275lbs	70g	2.5oz
3.	A-834300	Male Pyramid Adapter	Stainless Steel	100kg	220lbs	111g	3.9oz
3.	A-835300	Male Pyramid Adapter	Titanium	166kg	365lbs	80g	2.8oz
4.	A-845300	Female Pyramid Adapter	Titanium	166kg	365lbs	85g	3oz


1.


2.


3.


4.

COSMETIC FINISHING FOR TOTAL KNEE

DISCONTINUOUS COSMETIC FOAM

Part#	Description
2075R	Cosmetic Foam Cover, Regular - for use with Total Knee 1900 and 2000
2075L	Cosmetic Foam Cover, Large - for use with Total Knee 1900 and 2000

- Beige toned
- Designed to fit over Total Knee® Range
- Designed to fit left or right
- Internally shaped to accommodate knee cap, shin ferrule and 30mm tube
- Fire retardant

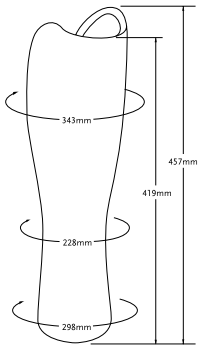

Part# 2075R Regular

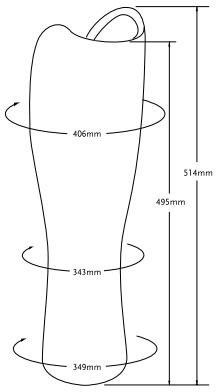

Part# 2075L Large

TOTAL KNEE® 2100

UNITY® COMPATIBLE



The Total Knee 2100 is a highly refined polycentric knee with 3-phase hydraulic swing control designed to withstand the rigors of more active amputees. 25% increased fluid capacity over Model 2000, the Total Knee 2100 offers stability, control, efficiency and durability.

- Polycentric knee designed for multi-speed ambulation, higher impact levels and heavier loads.
- Geometric locking system.
- 30mm (13/16") pylon adaptability.
- Adjustable stance flexion.
- Adjustable extension promoter.
- Low build height, useful for long transfemoral limbs or knee disarticulation.



Patient Profile:	
Amputation Level:	Transfemoral and Knee Disarticulation
Impact Level:	Moderate to Extreme
Maximum Patient Weight:	125kg (275lbs)

Product Information:	
Build Height:	175mm (6.9")
Weight of Knee:	0.9kg (1.98lbs)
Flexion:	Stop at 150°



MULTI AXIS | INCREASED GROUND CLEARANCE | GEOMETRIC LOCK | HYDRAULIC CONTROL | MULTI SPEED | EXTENSION ASSIST | ADJUSTABLE STANCE FLEXION | SOCKET CONNECTOR ADAPTATION

CLEARANCE

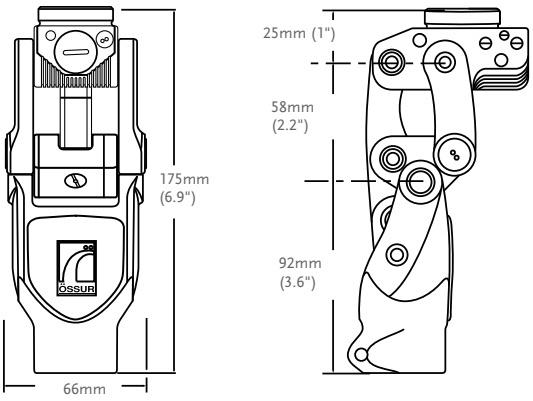

KITS

Part#	Description
2100	Total Knee 2100*
2100-KE	Total Knee 2100 w/4-prong socket adapter
2100-OS	Total Knee 2100 w/male pyramid adapter

*The knee comes with the yellow bumper fitted.

TOTAL KNEE® 2100

COSMETIC FINISHING

Picture	Part#	Description
1	2145	Shin Fairing, Black
2	2150	Knee Cap, Small, Black
3	2151	Knee Cap, Large, Beige



COMPONENTS

BUMPER KIT

Part#	Description
2100-Kit	A complete set of bumpers and shims



Includes:
- 1 Bumper of each durometer:
- 1 Shim 0.38mm
- 1 Shim 0.76mm

BUMPER COVER

Part#	Description
2100-717	Bumper cover for Total Knee 2100



EXTENSION PROMOTER

Part#	Description
1905	Assists in limiting heel rise and moving the knee into a fully extended position

EXTENSION ASSIST

Part#	Description
2070S	Fully assembled extension assist with yellow (regular) spring inserted

Includes:
- Blue spring (firm)
- Red spring (extra firm)

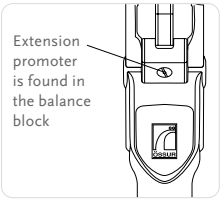

TOTAL KNEE® 2100

COMPONENTS

GREASE GUN

Part#	Description
2105	Grease for Total Knee 2100

TOTAL KNEE ADAPTERS

Picture	Part#	Description	Material	Weight Limit		Weight	
1.	A-114040	4- Prong Socket Adapter	Stainless Steel	166kg	365lbs	158g	4oz
2.	A-122300	Euro 4-Hole Adapter	Aluminum	125kg	275lbs	70g	2.5oz
3.	A-834300	Male Pyramid Adapter	Stainless Steel	100kg	220lbs	111g	3.9oz
3.	A-835300	Male Pyramid Adapter	Titanium	166kg	365lbs	80g	2.8oz
4.	A-845300	Female Pyramid Adapter	Titanium	166kg	365lbs	85g	3oz



COSMETIC FINISHING FOR TOTAL KNEE®

DISCONTINUOUS COSMETIC FOAM

Part#	Description
2175L	Cosmetic Foam Cover, High activity, Large - for use with Total Knee 2100

- Beige toned
- Designed to fit over Total Knee® Range
- Designed to fit left or right
- Internally shaped to accommodate knee cap, shin ferrule and 30mm tube
- Fire retardant

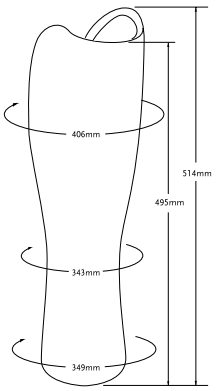

OH5 KNEE™

OH5 Knee is a hydraulic, polycentric knee joint. The OH5 can be adapted for different walking speeds using the innovative hydraulic system. Four different socket connection options support use for different amputation levels.

- Individually adjustable swing phase
- Geometric stability at heel strike
- Simple modification of the socket connector
- Mid-swing shortening offers increased toe clearance during swing
- Highly acute flexion angle for more freedom of movement



Patient Profile:	
Amputation Level:	Transfemoral, Knee Disarticulation
Impact Level:	High to Extreme
Maximum Patient Weight:	100kg (220lbs)

Product Information:				
	OH5 Knee with pyramid	OH5 Knee with IKF adapter	KH5 Knee with Loop adapter	KH5 Knee with 3-arm adapter
Build Height (1):	184mm	199mm	176mm	180mm
Build Height (2):	132mm	147mm	141mm	145mm
Build Height (3):	17mm	32mm	26mm	26mm
Weight of Knee:	830g	965g	850g	930g
Flexion:	Stop at 150°	Stop at 150°	Stop at 150°	Stop at 150°

MULTI AXIS · INCREASED GROUND CLEARANCE · GEOMETRIC LOCK · HYDRAULIC CONTROL · MULTI SPEED · EXTENSION ASSIST · ADJUSTABLE STANCE FLEXION · SOCKET CONNECTOR ADAPTATION

OH5 KNEE™

CLEARANCE

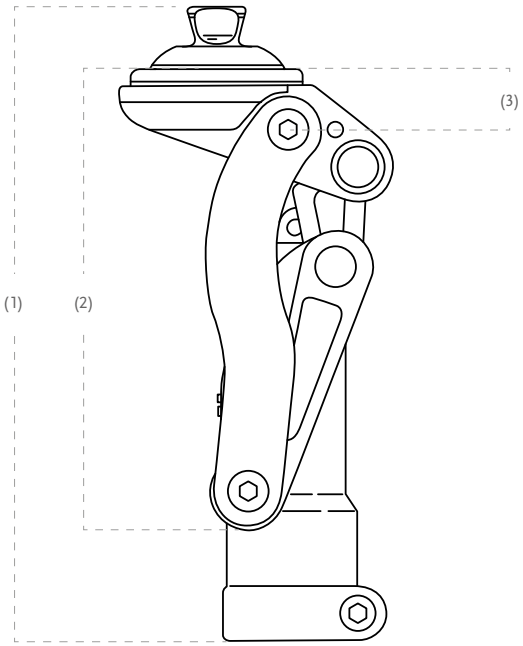

KITS

Part#	Description
1722176	OH5 Knee with pyramid
1725176	OH5 Knee with IKF adapter
1722175	KH5 Knee with Loop adapter
1722177	KH5 Knee with 3-arm adapter

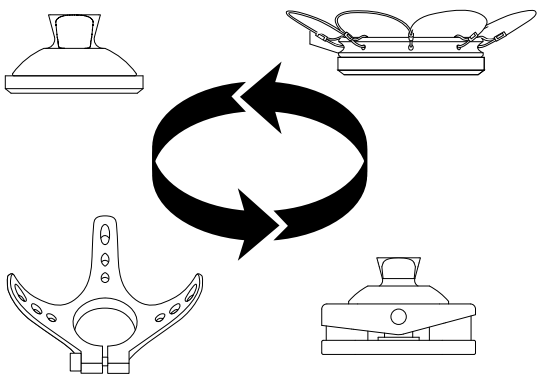



GO TO TABLE OF CONTENTS

OH7 KNEE™

OH7 Knee is a hydraulic, polycentric knee joint. The OH7 can be adapted for different walking speeds using the innovative hydraulic system. Four different socket connection options support use for different amputation levels.

- Individually adjustable swing phase
- Geometric stability at heel strike
- Simple modification of the socket connector
- Mid-swing shortening offers increased toe clearance during swing
- Highly acute flexion angle for more freedom of movement
- Adjustable axle geometry



Patient Profile:	
Amputation Level:	Transfemoral, Knee Disarticulation
Impact Level:	High to Extreme
Maximum Patient Weight:	136kg (300lbs)

Product Information:				
	OH7 Knee with pyramid	OH7 Knee with IKF adapter	KH7 Knee with Loop adapter	KH7 Knee with 3-arm adapter
Build Height (1):	186mm	201mm	178mm	180mm
Build Height (2):	134mm	149mm	143mm	147mm
Build Height (3):	19mm	34mm	28mm	28mm
Weight of Knee:	930g	1065g	950g	1030g
Flexion:	Stop at 150°	Stop at 150°	Stop at 150°	Stop at 150°

MULTI AXIS · INCREASED GROUND CLEARANCE · ADJUSTABLE AXIS GEOMETRY · GEOMETRIC LOCK · HYDRAULIC CONTROL · MULTI SPEED · EXTENSION ASSIST · ADJUSTABLE STANCE FLEXION · SOCKET CONNECTOR ADAPTATION

OH7 KNEE™

CLEARANCE

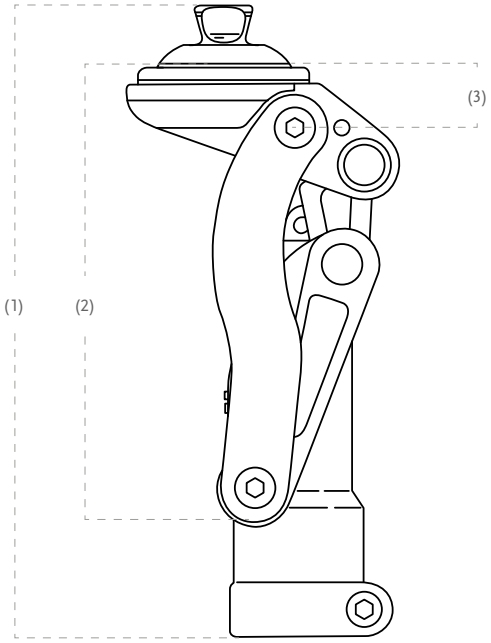

KITS

Part#	Description
1725180	OH7 Knee with pyramid
1725181	OH7 Knee with IKF adapter
1725182	KH7 Knee with Loop adapter
1725183	KH7 Knee with 3-arm adapter

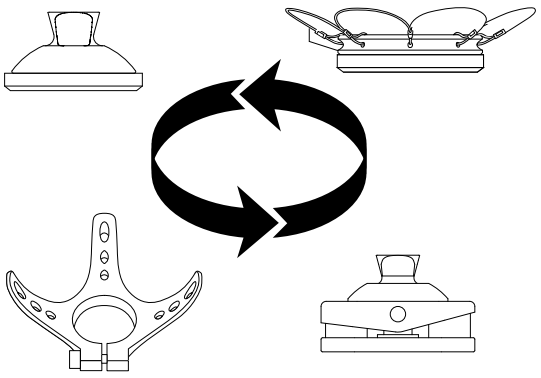



GO TO TABLE OF CONTENTS

MAUCH® KNEE

UNITY® COMPATIBLE



Mauch Knee was designed to withstand unpredictable conditions. Featuring a sophisticated profile, extension stop, lightweight aluminum construction, Mauch Knee is suited for highly active users.

- Single axis hydraulic knee system with swing and stance control (SNS®). Designed for multi-speed ambulation.
- Durable and secure motion.
- Ultra-durable Aluminum frame.
- Roller bearings at knee axis and cylinder attachment points for smooth action.
- Yielding stance control.
- Mode selector switch allows manual locking and free swing functions.
- Smooth profile assists with cosmetic finishing.



Patient Profile:	
Amputation Level:	Transfemoral
Impact Level:	Moderate to Extreme
Maximum Patient Weight:	136kg (300lbs)

Product Information:	
Build Height:	248mm (9 3/4")
Weight of Knee (with Cylinder):	1.14kg (2.5lbs)
Flexion:	Stop at 115°

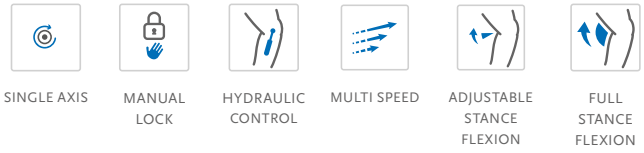

SINGLE AXIS | MANUAL LOCK | HYDRAULIC CONTROL | MULTI SPEED | ADJUSTABLE STANCE FLEXION | FULL STANCE FLEXION

CLEARANCE

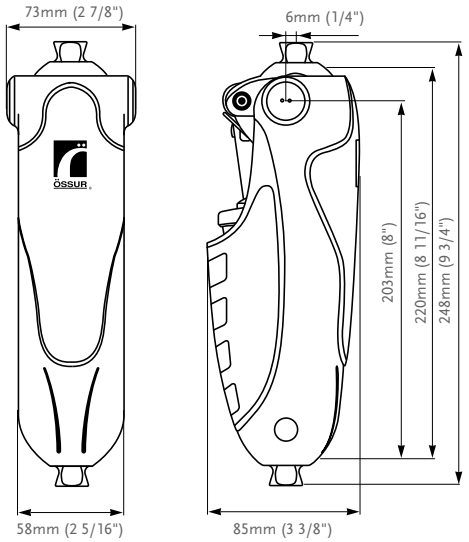

KITS

Part#	Description
MKN01360	Mauch Knee Kit SNS

SPARE PARTS

Part#	Description
MKA01361	Knee Ball, Screw, Btn Head
MKA01362	Cover, Front
MKA01363	Cover, Rear, Sub Assembly
MKA01364	Plug, Side

MAUCH® KNEE PLUS

UNITY® COMPATIBLE





The Mauch Knee Plus is a heavy duty version of the Mauch Knee. Built on the same advanced technology, it was developed in order to accommodate the needs of users requiring a higher weight limit. A slightly different and more robust frame means that the Mauch Knee Plus offers all of the benefits of the standard Mauch Knee to users up to 166kg (365lbs).

- Single axis hydraulic knee system with swing and stance control (SNS®).
- Designed for multi-speed ambulation.
- Ultra durable Aluminum frame.
- Durability and more secure motion.
- Roller bearings at knee axis and cylinder attachment points for smooth action.
- Yielding stance control.
- Mode selector switch allows manual locking and free swing functions.
- Universal 4-hole mounting patterns for versatile adapter options.
- Option for through hole or threaded hole top bracket.

Patient Profile:	
Amputation Level:	Transfemoral
Impact Level:	Moderate to Extreme
Maximum Patient Weight:	166kg (365lbs)

Product Information:	
Build Height:	210.5mm (8 5/16")
Weight of Knee (with Cylinder):	1.21kg (2.7lbs)
Flexion:	Stop at 125°


SINGLE AXIS


MANUAL LOCK


HYDRAULIC CONTROL


MULTI SPEED


ADJUSTABLE STANCE FLEXION


FULL STANCE FLEXION


SOCKET CONNECTOR ADAPTATION

CLEARANCE

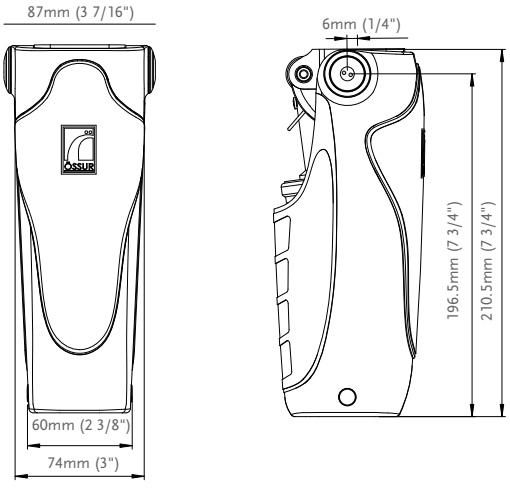

MAUCH® KNEE PLUS

KITS

Part#	Description
MKN01660	Mauch Knee Kit SNS
MKN01663*	Mauch Knee Plus Kit SNS - Through Hole

*Special Order

SOCKET ADAPTER OPTIONS

Recommended to allow full knee flexion with direct socket attachment.

Part#	Description	Build height		weight	
A-125100	4-Hole Socket Adapter / Titanium	18.5mm	3/4"	12g	4oz

COMPONENTS

Part#	Description
MKA01661	Knee Ball, Screw, Btn Head
MKA01662	Cover, Front
MKA01663	Cover, Rear, Sub Assembly
MKA01664	Plug, Side

*Special Order



OP2 KNEE™

The OP2 Knee is a polycentric knee joint with a sturdy aluminium frame construction. The Knee is for users with normal demands on walking.

- Extension/Flexion can be set independently of each other
- Adjustable axle geometry
- High knee flexion angle up to 160°
- Slim design



Patient Profile:	
Amputation Level:	Transfemoral
Impact Level:	Moderate to High
Maximum Patient Weight:	125kg (275lbs)

Product Information:	
Build Height:	190mm
Weight of Knee:	0,65kg
Flexion:	160°

MULTI AXIS | INCREASED GROUND CLEARANCE | ADJUSTABLE AXIS GEOMETRY | PNEUMATIC | MULTI SPEED | EXTENSION ASSIST

CLEARANCE

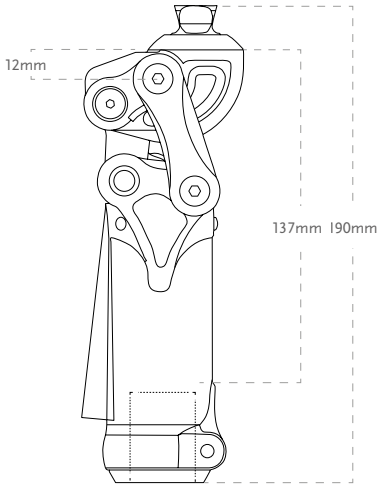

KITS

Part#	Description
1724120	OP2 Knee

OHP3 KNEE™



OHP3 Knee is a polycentric, pneumatic knee joint. Multiple socket connection options support use for different amputation levels.

- Individually adjustable swing phase for a harmonious gait
- Simple modification of the socket connector
- More freedom of movement and high comfort in wear
- Kneecap provides additional protection for both the knee and clothing



Patient Profile:	
Amputation Level:	Transfemoral, Knee Disarticulation
Impact Level:	Moderate to High
Maximum Patient Weight:	125kg (275lbs)

Product Information:				
	OHP3 Knee with pyramid	OHP3 Knee with IKF adapter	KHP3 Knee with Loop adapter	KHP3 Knee with 3-arm adapter
Build Height (1):	215mm	230mm	207mm	205mm
Build Height (2):	158mm	174mm	168mm	166mm
Build Height (3):	18mm	33mm	27mm	27mm
Weight of Knee:	1025g	1155g	1040g	1120g
Flexion:	approx. 150°	approx. 150°	approx. 150°	approx. 150°



MULTI AXIS | INCREASED GROUND CLEARANCE | ADJUSTABLE AXIS GEOMETRY | GEOMETRIC LOCK | PNEUMATIC CONTROL | MULTI SPEED | EXTENSION ASSIST | ADJUSTABLE STANCE FLEXION | SOCKET CONNECTOR ADAPTATION

CLEARANCE

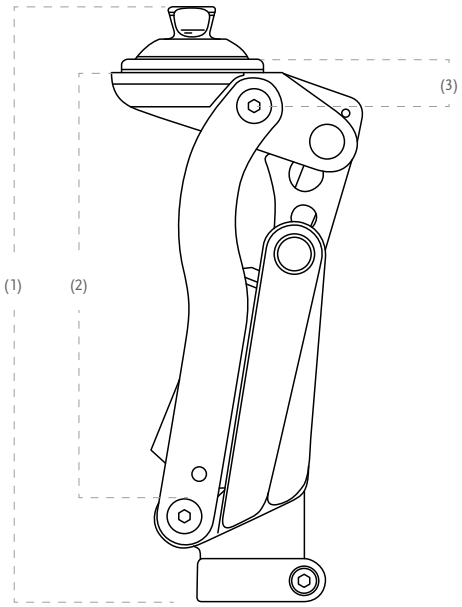

OHP3 KNEE™

KITS

Part#	Description
1728160	OHP3 Knee with pyramid
1728161	OHP3 Knee with IKF adapter
1728162	KHP3 Knee with Loop adapter
1728163	KHP3 Knee with 3-arm adapter

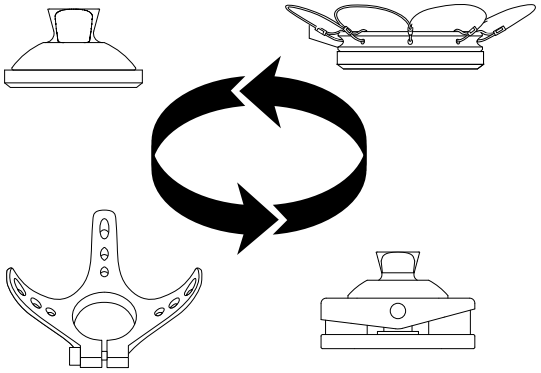



GO TO TABLE OF CONTENTS

OP4 KNEE™

The OP4 Knee is a pneumatic, monocentric knee joint with brake function. Due to the finely adjustable brake, the joint can be adapted to the individual's needs.

- Braking behavior can be adjusted to suit the user
- Individually adjustable swing phase
- Highly acute flexion angle for more freedom of movement
- Kneecap provides additional protection for both the knee and clothing



Patient Profile:	
Amputation Level:	Transfemoral
Impact Level:	Moderate to High
Maximum Patient Weight:	100kg (220lbs)

Product Information:	
Build Height:	198mm
Weight of Knee:	0,680kg
Flexion:	145°

SINGLE AXIS | WEIGHT ACTIVATED LOCK | PNEUMATIC CONTROL | MULTI SPEED | EXTENSION ASSIST | ADJUSTABLE STANCE FLEXION

CLEARANCE

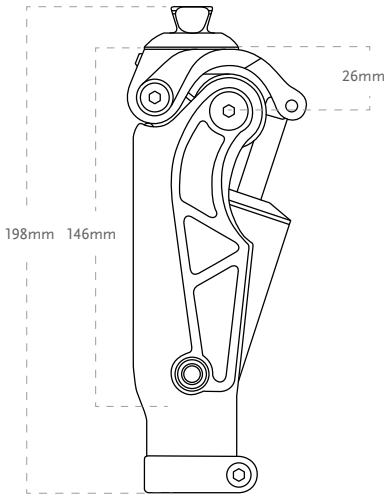

KITS

Part#	Description
1720185	OP4 Knee

OP5 KNEE™



OP5 Knee is a pneumatic polycentric knee joint, whose swing phase profile can be adjusted to the user's needs. Multiple socket connection options support use for different amputation levels.

- Individually adjustable swing phase
- Simple modification of the socket connector
- Mid-swing shortening offers increased toe clearance during swing
- Highly acute flexion angle for more freedom of movement



Patient Profile:	
Amputation Level:	Transfemoral, Knee Disarticulation
Impact Level:	Moderate to High
Maximum Patient Weight:	125kg (275lbs)

Product Information:				
	OP5 Knee with pyramid	OP5 Knee with IKF adapter	KP5 Knee with Loop adapter	KP5 Knee with 3-arm adapter
Build Height (1):	195mm	210mm	200mm	205mm
Build Height (2):	160mm	175mm	165mm	170mm
Build Height (3):	18mm	33mm	23mm	26mm
Weight of Knee:	770g	900g	785g	870g
Flexion:	approx. 145°	approx. 145°	approx. 145°	approx. 145°


MULTI AXIS


INCREASED GROUND CLEARANCE


PNEUMATIC CONTROL


MULTI SPEED


EXTENSION ASSIST


ADJUSTABLE STANCE FLEXION


SOCKET CONNECTOR ADAPTATION

CLEARANCE

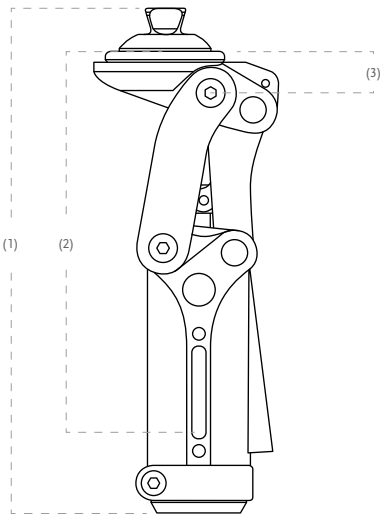

OP5 KNEE™

KITS

Part#	Description
1720180	OP5 Knee with pyramid
1720182	OP5 Knee with IKF adapter
1720181	KP5 Knee with Loop adapter
1720183	KP5 Knee with 3-arm adapter

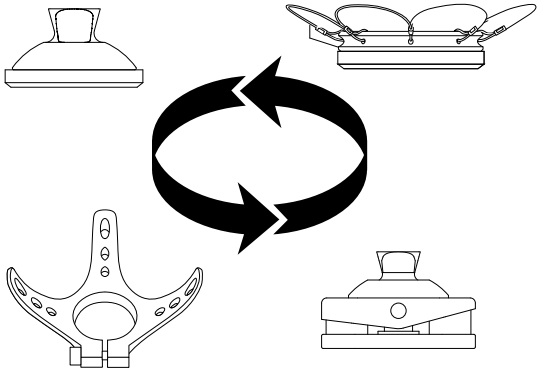



PASO KNEE



Paso Knee is a pneumatic, polycentric knee joint. The intelligent swing phase control adapts automatically to the user's walking speed. The four different socket connection options enable use by different amputation levels.

- Swing phase control with auto-adaptive pneumatic system
- Works straight "out of the box" – ready for use without long adjustment time
- Highly solid construction
- Different walking speed is supported up to 7 km/h.
- Powerful and smooth-running
- High knee flexion angle up to 150°



Patient Profile:	
Amputation Level:	Transfemoral, Knee Disarticulation
Impact Level:	Low to High
Maximum Patient Weight:	136kg (300lbs)

Product Information:				
	Paso Knee with pyramid	Paso Knee with IKF adapter	Paso Knee with loop adapter	Paso Knee with 3 arm adapter
Build Height (1):	215mm	230mm	207mm	205mm
Build Height (2):	158mm	174mm	168mm	166mm
Build Height (3):	18mm	33mm	27mm	27mm
Weight of Knee:	1050g	1180g	1065g	1145g
Flexion:	approx. 150°	approx. 150°	approx. 150°	approx. 150°



MULTI AXIS | INCREASED GROUND CLEARANCE | ADJUSTABLE AXIS GEOMETRY | GEOMETRIC LOCK | PNEUMATIC CONTROL | MULTI SPEED | AUTOMATIC SPEED ADJUSTMENT | EXTENSION ASSIST | ADJUSTABLE STANCE FLEXION | SOCKET CONNECTOR ADAPTATION

CLEARANCE

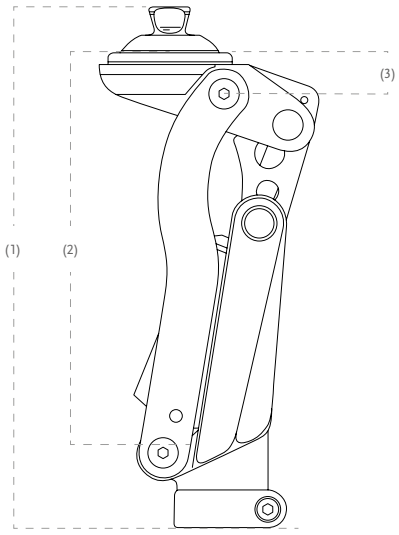

PASO KNEE

KITS

Part#	Description
1728180	Paso Knee with pyramid
1728181	Paso Knee with IKF adapter
1728182	Paso Knee with loop adapter
1728183	Paso Knee with 3 arm adapter

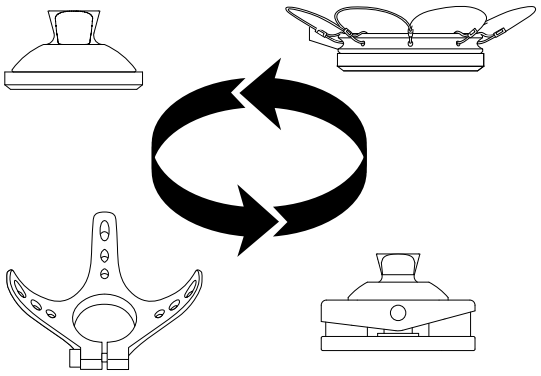



ÖSSUR FEET

ÖSSUR BALANCE SOLUTIONS



BALANCE FOOT S



BALANCE FOOT S TORSION



K2 SENSATION WITH D/P FLEXION



FLEX-FOOT BALANCE WITH D/P FLEXION



BALANCE FOOT J



FLEX-FOOT ASSURE

ÖSSUR DYNAMIC SOLUTIONS



PROPRIO FOOT



PRO-FLEX XC TORSION



PRO-FLEX PIVOT



PRO-FLEX LP TORSION



PRO-FLEX XC



RE-FLEX ROTATE



PRO-FLEX LP



RE-FLEX SHOCK



PRO-FLEX LP ALIGN



CHEETAH XPLORE

ÖSSUR FEET

CHARACTERISTICS

FULL LENGTH TOE LEVER
The full-length keel/toe lever matches the length of the sound foot, giving a smoother, symmetrical gait.



FULL LENGTH TOE LEVER

ACTIVE TIBIAL PROGRESSION
Vertical forces generated at heel contact are initially absorbed and translated into forward motion described as Active Tibial progression.



ACTIVE TIBIAL PROGRESSION

VERTICAL SHOCK PYLON
The vertical shock pylon reduces trauma to the residual limb, joints and lower back during daily activities.
Benefits: Protection of joints, the spine and residual limb by reduction of the shock loading.



VERTICAL SHOCK PYLON

ROTATION
The ability of the foot to absorb rotational forces allows the user to walk with a more natural gait without increasing the shear forces on the residual limb.



ROTATION

HEEL HEIGHT ADJUSTABILITY
Heel height can be adjusted to various types of shoes.



HEEL HEIGHT ADJUSTABILITY

MULTI-AXIAL GROUND COMPLIANCE
Multi-axial compliance of the foot provides improved ground contact during ambulation on uneven surfaces.



MULTI-AXIAL GROUND COMPLIANCE

ANKLE POWER
In mid stance the stiffness is low to reduce moment and pressure on the residual limb, in late stance the stiffness is high generating ankle power similar to a biological ankle.



ANKLE POWER

PIVOT TECHNOLOGY
The pivot technology mimics the human ankle joint through connection of the blades around the psychological center of rotation.



PIVOT TECHNOLOGY

ANATOMICAL FOOT
The full effective foot length, in combination with the big toe and sandal toe matches the length and shape of the sound foot. The lightweight anatomical foot cover features a steadygrip sole for barefoot stability on wet or slick surfaces, and a sandalclamping toe for a range of footwear including flip flops.



ANATOMICAL FOOT

ÖSSUR FEET

CHARACTERISTICS

SPLIT TOE
A split toe feature allows the foot to adjust to the surface.


SPLIT TOE

SANDAL TOE
Narrow, anatomically correct foot cover for use with a sandal toe shoe.
Benefits: More anatomical look for increased visual appeal and more functional compatibility with sandal shoes.


SANDAL TOE

WATERPROOF
The use of first-rate material such as carbon fiber, titanium and high-grade aluminum provides permanent protection against harmful ingress of water. Even after submersion in water, the foot's structural parts maintain their integrity and continue to provide full support, function and durability.
When the foot is directly laminated onto the socket the device is waterproof. The components used with the foot need to be waterproof as well.


WATERPROOF

WEATHERPROOF
A weatherproof device allows use in a wet and/or humid environment but does not allow submersion. Fresh water splashing against teh enclosure from any direction shall have no harmful effect. Dry thoroughly after contact with fresh water. Fresh water: Includes tap water. Excludes salt and chlorinated water.
When used with pyramid or T attachment the device is weatherproof. For a weatherproof system, only weatherproof components must be selected.


WEATHERPROOF

HYDRAULIC DORSIFLEXION
The hydraulic dorsiflexion and plantarflexion provides the user with toe clearance in swing phase.


HYDRAULIC FLEXION

UNITY® VACUUM SUSPENSION SYSTEM

INTRODUCTION

Building on renowned Iceross Seal-In technology, Össur designers and engineers have developed a form of advanced vacuum suspension that is also compatible with Flex-Foot technology.

The design challenge was to apply elevated vacuum with a Seal-In liner, using a simple pump mechanism which had minimal impact on the function of the foot. By applying vacuum where it is needed – around the distal part of the limb – Unity helps to stabilize volume while creating highly effective and sleeveless vacuum suspension.

Without a sleeve, range-of-motion is not restricted and vacuum can be released quickly and easily at the touch of a button. The design also minimizes the risk of proximal vacuum leakage and the puncture issues associated with more traditional 'above-knee' vacuum methods.

KEY ADVANTAGES

Unity offers the security and freedom of vacuum suspension, but without the sensation and restrictions of a sleeve. This advanced system from Össur effectively addresses volume fluctuation and is totally compatible with Flex-Foot technology.

- No sleeve required: Greater mobility and user acceptance
- Distal vacuum: Effective volume stabilization
- Simple design: Quick and easy to achieve/release vacuum
- Independent pump: Shock function uncompromised

MAIN APPLICATIONS

Unity is available for a host of feet, which together suit a wide spectrum of users. Transfemoral users can enjoy Unity as well as transtibial, since tube finishing options for Össur knees are available. Iceross Seal-In® X TF was designed to allow for optional seal placement and hold up to the strong vacuum created by Unity.

BALANCE™ FOOT S

UNITY® COMPATIBLE



Balance Foot S is a lightweight, waterproof foot specifically designed to meet the needs of low active walkers. For these users, the cushioning heel foam with gradual stiffening and wide sole blade provides enhanced stability perception and the perception of a smooth rollover.

The anatomical foot cover features a steady-grip sole and a sandal clamping toe, for the opportunity to wear different types of footwear.

Össur recommends using Balance Foot S in conjunction with the sleeveless elevated vacuum suspension system Unity®, which adds minimal weight and no build height, and does not interfere with Balance Foot S dynamics. Unity is designed to provide secure suspension in combination with Iceross Seal-In® technology, while stabilizing volume fluctuations and maintaining comfortable socket fit throughout the day.



User information	
Amputation Level:	Trans-femoral and Trans-tibial
Impact Level:	Low
Maximum Patient Weight:	147kg (324 lbs)

Unity System Information	
Maximum Vacuum:	-24inHg (-609mmHg)
Normal Operating Pressure:	-15-23 inHg
Added System Weight:	130g (0.29lbs) w/ Pump, Socket Valve and Tube

Foot information	
Categories:	1-8
Size:	22-30
Weight of Foot: (Size 27, cat5)	622 g (1,37 lbs) w/ Foot Cover and Sock
Build Height: (Size 27)	126mm (5") w/ Male Pyramid and Foot Cover
Heel Height:	10mm (3/8")
Adapter Options:	Male Pyramid



FULL LENGTH TOE LEVER



MULTI-AXIAL GROUND COMPLIANCE



SPLIT TOE



SANDAL TOE



WATERPROOF



WEATHERPROOF*

*weatherproof when paired with Unity

ORDERING INFORMATION

FOR COMPLETE FOOT

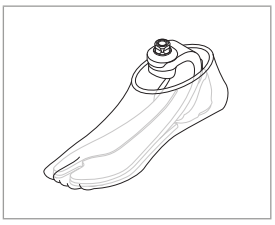

BALANCE™ FOOT S

ORDERING INFORMATION

Please select the appropriate Unity Pump Module kit according to foot module size when placing an order and Unity will come preassembled on the foot.
For extra convenience and system compatibility, Unity Valve Kits are highly recommended as a means of connecting to the socket.
For liner selection charts and item numbers please refer to the appropriate Iceross Seal-In page.

FOR COMPLETE FOOT WITH UNITY

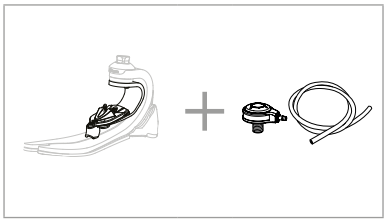

CATEGORY SELECTION CHART

Weight kg	45-52	53-59	60-68	69-77	78-88	89-100	101-116	117-130	131-147
Weight lbs	99-115	116-130	131-150	151-170	171-194	195-220	222-256	257-287	288-324
Low Impact Category									
Size 22-24	1	1	2	3	4	5	N/A	N/A	N/A
Size 25-27	1	1	2	3	4	5	6	7	8
Size 28-30	3	3	3	3	4	5	6	7	8

CLEARANCE

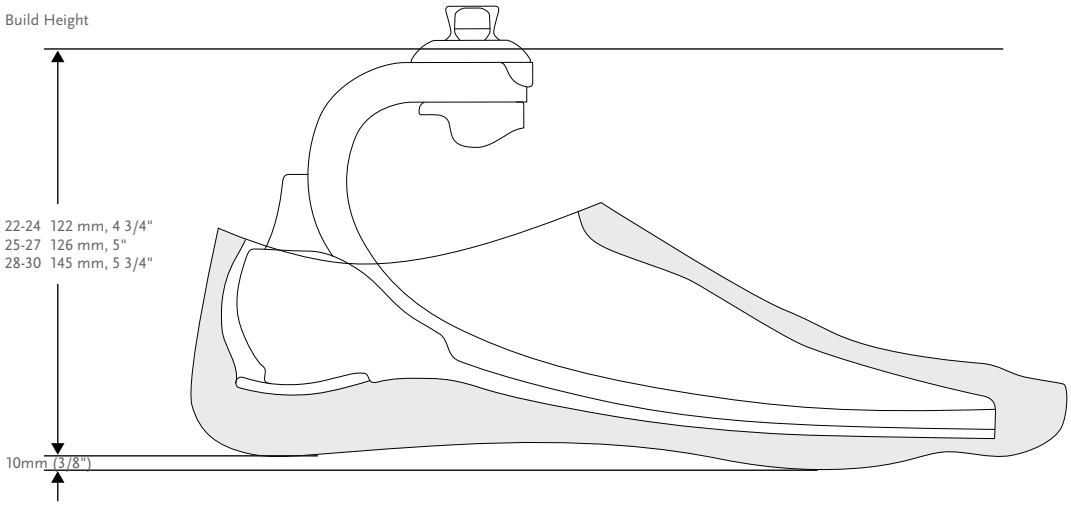

BALANCE™ FOOT S

KITS

BALANCE FOOT S WITH MALE PYRAMID

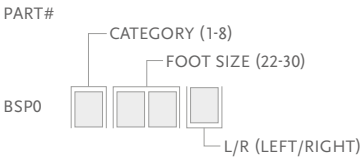

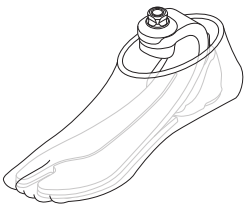

Includes:
- Foot Module
- Removable Foot Cover* with a black Spectra Sock

*When ordering brown covers, add "BR" to the end of the part number.

BALANCE FOOT AND UNITY PUMP

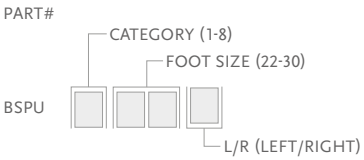

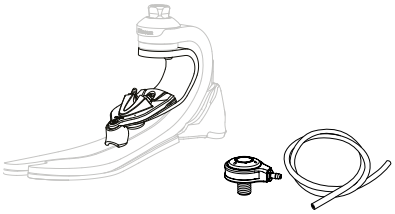

Includes:
- Foot Module
- Removable Foot Cover* with a black Spectra Sock
- Unity Pump

*Note: Unity pump will come preassembled on the foot. Valve kit needs to be ordered separately.

UNITY

Picture	Part#	Description	Applicable Foot Kits
1	UBS0024	Unity Pump S22-24	Balance Foot S & Balance Foot S Torsion Size 22-24
1	UBS0027	Unity Pump S25-27	Balance Foot S & Balance Foot S Torsion Size 25-27
1	UBS0030	Unity Pump S28-30	Balance Foot S & Balance Foot S Torsion Size 28-30
2	UTT0001	Unity TT Valve Kit	All
3	UTF0001	Unity TF Valve Kit	All
4	UTF0006	Unity TF Tube Kit	All
5	L-544611	Icelock 544 Unity Kit	All

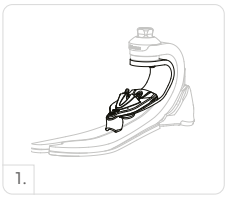
1.


2.


3.

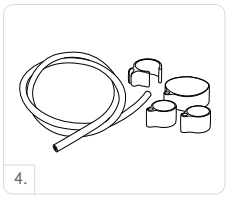
4.

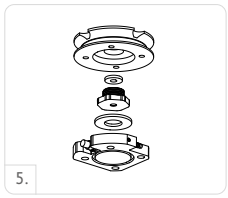
5.

BALANCE™ FOOT S

UNITY SPARE COMPONENTS

Part#	Description
UBS0021	Unity BS Components 22-30

Includes:
- Outlet Port
- Inlet Port
- Duckbill Valves
- Tube
- Tube Clamp
- Loctite

COSMETIC FINISHING

FOOT COVER KIT, BEIGE AND BROWN*

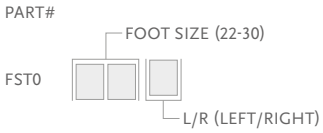



Includes:
- Foot Cover*
- Foot Cover Attachment
- Black Spectra Sock

*For brown foot cover please add a "BR" suffix to the part number.

FLEX-FOOT SOCKS

Used to cover the composite foot module to protect the foot and eliminate noise between foot module and foot shell.



Part#	Description	Size	Color
FCX63022	FF Sock Small 1 pc	22-25	Black
FCX63025	FF Sock Large 1 pc	26-30	Black
FCX63022-15	FF Sock Small 15 pcs	22-25	Black
FCX63026-15	FF Sock Large 15 pcs	26-30	Black

BALANCE™ FOOT S TORSION

UNITY® COMPATIBLE

Balance Foot S Torsion is a lightweight, waterproof foot specifically designed to meet the needs of low active walkers. For these users, the cushioning heel foam with gradual stiffening and wide sole blade provides enhanced stability perception and the perception of a smooth rollover. The torsion shock unit offers valuable shock absorption and helps to restore lost rotational capabilities.

The anatomical foot cover features a steady-grip sole and a sandal clamping toe, for the opportunity to wear different types of footwear.

Össur recommends using Balance Foot S Torsion in conjunction with the sleeveless elevated vacuum suspension system Unity®, which adds minimal weight and no build height, and does not interfere with Balance Foot S dynamics. Unity is designed to provide secure suspension in combination with Iceross Seal-In® technology, while stabilizing volume fluctuations and maintaining comfortable socket fit throughout the day.



User information	
Amputation Level:	Trans-femoral and Trans-tibial
Impact Level:	Low
Maximum Patient Weight:	147kg (324 lbs)

Unity System Information	
Maximum Vacuum:	-24inHg (-609mmHg)
Normal Operating Pressure:	-15-23 inHg
Added System Weight:	130g (0.29lbs) w/ Pump, Socket Valve and Tube

Foot information	
Categories:	1-8
Size:	22-30
Weight of Foot: (Size 27, cat5)	996 g (2,19 lbs) w/ Foot Cover and Sock
Build Height: (Size 27)	204 mm (8") w/ Male Pyramid and Foot Cover
Heel Height:	10mm (3/8")
Adapter Options:	Male Pyramid

FULL LENGTH TOE LEVER

MULTI-AXIAL GROUND COMPLIANCE

SPLIT TOE

SANDAL TOE

WATERPROOF

WEATHERPROOF*

*weatherproof when paired with Unity

ORDERING INFORMATION

FOR COMPLETE FOOT

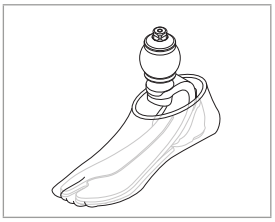

BALANCE™ FOOT S TORSION

ORDERING INFORMATION

Please select the appropriate Unity Pump Module kit according to foot module size when placing an order and Unity will come preassembled on the foot.

For extra convenience and system compatibility, Unity Valve Kits are highly recommended as a means of connecting to the socket. For liner selection charts and item numbers please refer to the appropriate Iceross Seal-In page.

FOR COMPLETE FOOT WITH UNITY

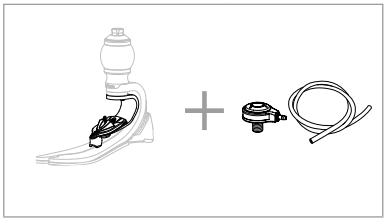

CATEGORY SELECTION CHART

Weight kg	45-52	53-59	60-68	69-77	78-88	89-100	101-116	117-130	131-147
Weight lbs	99-115	116-130	131-150	151-170	171-194	195-220	222-256	257-287	288-324
Low Impact Category									
Size 22-24	1	1	2	3	4	5	N/A	N/A	N/A
Size 25-27	1	1	2	3	4	5	6	7	8
Size 28-30	3	3	3	3	4	5	6	7	8

CLEARANCE

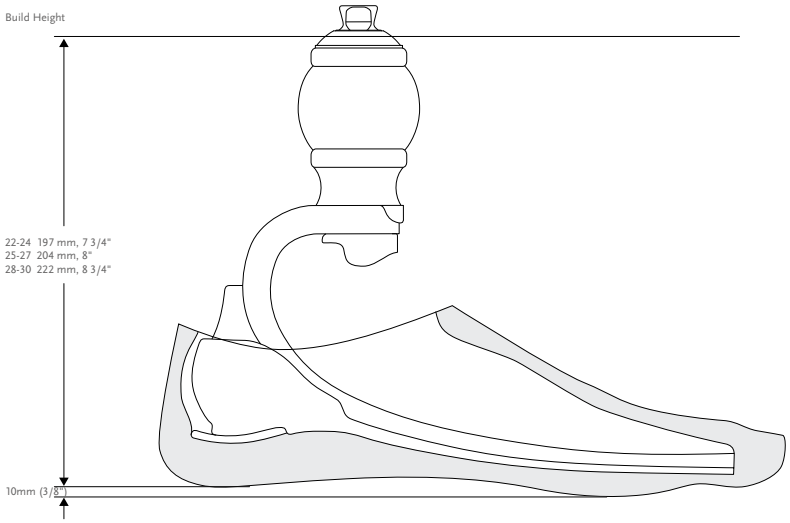

BALANCE™ FOOT S TORSION

KITS

BALANCE FOOT S TORSION WITH MALE PYRAMID

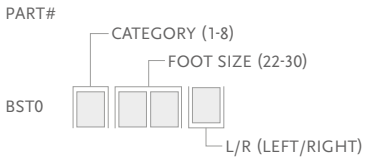

Includes:
- Foot Module
- Removable Foot Cover* with a black Spectra Sock

*When ordering brown covers, add "BR" to the end of the part number.

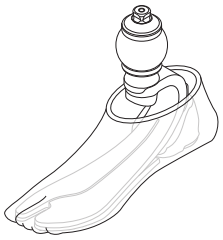

BALANCE FOOT AND UNITY PUMP

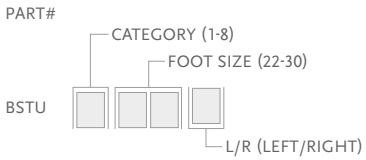

Includes:
- Foot Module
- Removable Foot Cover* with a black Spectra Sock
- Unity Pump

*Note: Unity pump will come preassembled on the foot. Valve kit needs to be ordered separately.

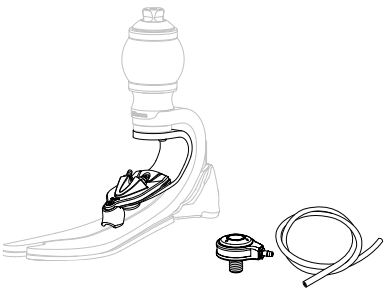

UNITY

Picture	Part#	Description	Applicable Foot Kits
1	UBS0024	Unity Pump S22-24	Balance Foot S & Balance Foot S Torsion Size 22-24
1	UBS0027	Unity Pump S25-27	Balance Foot S & Balance Foot S Torsion Size 25-27
1	UBS0030	Unity Pump S28-30	Balance Foot S & Balance Foot S Torsion Size 28-30
2	UTT0001	Unity TT Valve Kit	All
3	UTF0001	Unity TF Valve Kit	All
4	UTF0006	Unity TF Tube Kit	All
5	L-544611	Icelock 544 Unity Kit	All


1.


2.


3.

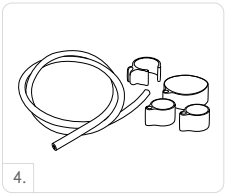
4.

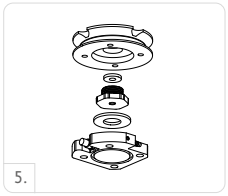
5.

BALANCE™ FOOT S TORSION

UNITY SPARE COMPONENTS

Part#	Description
UBS0021	Unity BFS Components 22-30

Includes:
- Outlet Port
- Inlet Port
- Duckbill Valves
- Tube
- Tube Clamp
- Loctite

COSMETIC FINISHING

FOOT COVER KIT, BEIGE AND BROWN*

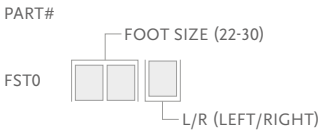



Includes:
- Foot Cover*
- Foot Cover Attachment
- Black Spectra Sock

*For brown foot cover please add a "BR" suffix to the part number.

FLEX-FOOT SOCKS

Used to cover the composite foot module to protect the foot and eliminate noise between foot module and foot shell.

Part#	Description	Size	Color
FCX63022	FF Sock Small 1 pc	22-25	Black
FCX63025	FF Sock Large 1 pc	26-30	Black
FCX63022-15	FF Sock Small 15 pcs	22-25	Black
FCX63026-15	FF Sock Large 15 pcs	26-30	Black



K2 SENSATION® WITH D/P FLEXION™

UNITY® COMPATIBLE

Our K2 Sensation is a comfortable walking prosthesis with a flexible full length fiberglass keel and mutiaxial foam core. With smooth progression from heel strike to toe-off, K2 Sensation is designed to promote user confidence and stability.

K2 Sensation is also available with the D/P Flexion™ hydraulic ankle module. K2 Sensation with D/P Flexion offers 9 degrees of dorsi and plantarflexion during stance phase to help improve stability on ramps and when transitioning from sitting to standing. Swing phase dorsiflexion is designed to reduce the risk of trips and falls- one of the main concerns of low active amputees. Plus, independent stiffness adjustment of dorsi- and plantarflexion enables you to customize performance for each amputee user.

Add our zero-build-height Unity pump module to create the only sleeveless elevated vacuum solution for less active users.



User Information	
Amputation Level:	Transfemoral and Transtibial
Impact Level:	Low
Maximum Patient Weight:	136kg (300lbs)


FULL LENGTH TOE LEVER


MULTI-AXIAL GROUND COMPLIANCE


SANDAL TOE


HYDRAULIC FLEXION

Foot Information	
Categories:	0-5
Sizes:	21-28
Weight of Foot: (Size 27)	910g (32oz) w/ Pyramid and Foot Cover
Build Height: (Size 27)	138mm (5 7/16") w/ Pyramid and Foot Cover
Heel Height:	10mm (3/8")
Adapter Options:	Male Pyramid

Unity System Information	
Unity Sizes:	23-28
Maximum Vacuum:	-23inHg (-600mmHg)
Normal Operating Pressure:	-16-20 inHg
Added System Weight:	100g w/ Pump, Socket Valve and Tube

ORDERING INFORMATION

FOR COMPLETE FOOT



K2 SENSATION® WITH D/P FLEXION™

ORDERING INFORMATION

Please select the appropriate Unity Pump Module kit according to foot module size when placing an order and Unity will come preassembled on the foot. For extra convenience and system compatibility, Unity Valve Kits are highly recommended as a means of connecting to the socket.

For liner selection charts and item numbers please refer to the appropriate Iceross Seal-In page.

FOR COMPLETE FOOT WITH UNITY

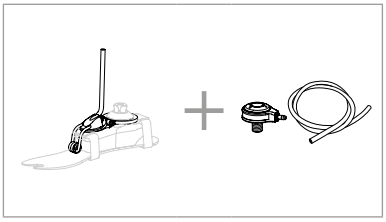

CATEGORY SELECTION CHART

Weight kg	36-44	45-61	62-80	81-97	98-114	115-136
Weight lbs	79-98	99-135	136-176	177-214	215-251	252-300
21	0	1	N/A	N/A	N/A	N/A
22	0	1	N/A	N/A	N/A	N/A
23	0	1	2	N/A	N/A	N/A
24	0	1	2	N/A	N/A	N/A
25	N/A	1	2	3	4	5
26	N/A	1	2	3	4	5
27	N/A	N/A	2	3	4	5
28	N/A	N/A	2	3	4	5

NOTE: The above categories apply only to K2 Sensation with or without D/P Flexion

CLEARANCE

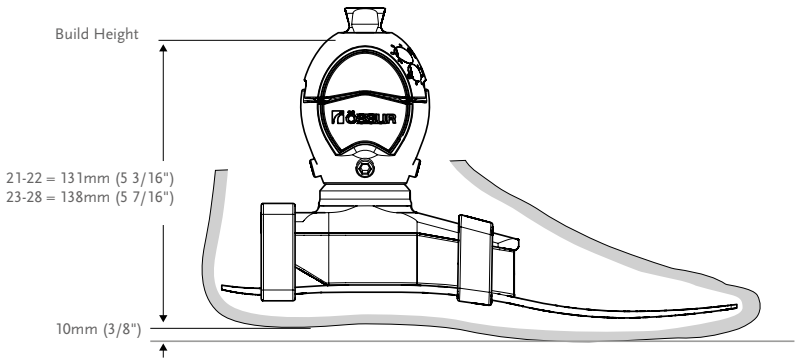

*Note. K2 Sensation with D/P Flexion with Unity has the same build height as K2 Sensation with D/P Flexion.

K2 SENSATION® WITH D/P FLEXION™

KITS

K2 SENSATION WITH D/P FLEXION

PART#
CATEGORY (0-5)
FOOT SIZE (21-28)
K2D0
L/R (LEFT/RIGHT)

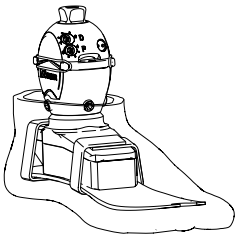

Includes:
- Foot Module with D/P Flexion
- Removable Foot Cover* with a Spectra Sock

*For K2 Sensation with D/P flexion with brown foot cover add a "BR" suffix to the part#

FOOT KITS WITH UNITY

UNITY FOR K2 SENSATION WITH D/P FLEXION AND UNITY PUMP

PART#
CATEGORY (0-5)
FOOT SIZE (23-28)
K2DU
L/R (LEFT/RIGHT)

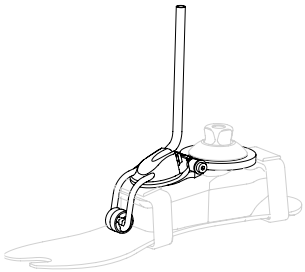

Includes:
- Foot Module with D/P Flexion
- Removable Foot Cover* with a Spectra Sock
- Unity Pump

*For K2 Sensation with D/P flexion with brown foot cover add a "BR" suffix to the part#

Note: Unity pump will come preassembled on the foot. Valve kit needs to be ordered separately.

UNITY

UNITY KITS

Picture	Part#	Description	Applicable Foot Kits
1	UKB0026	Unity Pump Module K2P-FBP 23-26	K2 Sensation Size 23-26
1	UKB0028	Unity Pump Module K2P-FBP 27-28	K2 Sensation Size 27-28
2	UTT0001	Unity TT Valve Kit	All
3	UTF0001	Unity TF Valve Kit	All
4	UTF0006	Unity TF Tube Kit	All
5	L-544611	Icelock 544 Kit	All

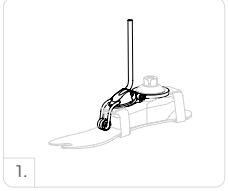
1.

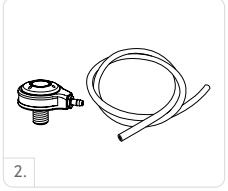
2.


3.


4.

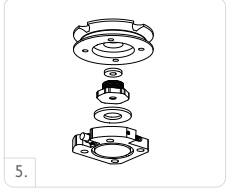
5.

K2 SENSATION® WITH D/P FLEXION™

UNITY SPARE COMPONENTS

Part#	Description
UKB00021	Unity Components, 23-28

Includes:

- Membrane
- Check valves
- Barb fittings
- Tube
- Tube fastener

COSMETIC FINISHING

FOOT COVER KIT, BEIGE AND BROWN*

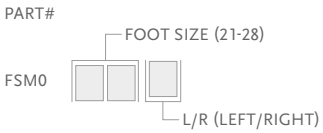



*For K2 Sensation with brown foot cover add a "BR" suffix to the part#

Includes:

- Foot Cover
- Spectra Sock
- Foot Cover Attachment

SPECTRA SOCKS

Used to cover the composite foot module to foot cover the foot and eliminate noise between foot module and foot shell.



Part#	Description	Size	Color
FCX63022	FF Sock Small 1 pc	22-25	Black
FCX63025	FF Sock Large 1 pc	26-30	Black
FCX63022-15	FF Sock Small 15 pcs	22-25	Black
FCX63026-15	FF Sock Large 15 pcs	26-30	Black

K2 SENSATION®

UNITY® COMPATIBLE



K2 Sensation has a flexible full length fiberglass keel, designed to promote user confidence and stability.

The multiaxial function is intended to mimic natural movements in addition to providing a smooth progression from heel strike to toe off, delivering all the comfort necessary for low impact activities.

It is lightweight and has a sandal toe pleasing users who prefer a aesthetically looking foot.

Unity for K2 Sensation is available either pre-fit with a new foot or as a retrofit option. Used in combination with Iceross® Seal-In® liners, Unity provides advanced vacuum suspension for the socket during ambulation, without the constraints of an external sleeve. It adds minimal weight to the existing prosthesis and its simple mechanical design means there are no batteries to worry about. Reliable, effective and easy to use, it is designed to enhance user acceptance and mobility.



User Information	
Amputation Level:	Transfemoral and Transtibial
Impact Level:	Low
Maximum Patient Weight:	136kg (300lbs)



FULL LENGTH TOE LEVER



MULTI-AXIAL GROUND COMPLIANCE



SANDAL TOE

Foot Information	
Categories:	0-5
Sizes:	21-28
Weight of Foot: (Size 27)	634g (22.4oz) w/ Pyramid and Foot Cover
Build Height: (Size 27)	62mm (2 7/16") w/ Pyramid and Foot Cover
Heel Height:	10mm (3/8")
Adapter Options:	Male Pyramid

Unity System Information	
Unity Sizes:	23-28
Maximum Vacuum:	-23inHg (-600mmHg)
Normal Operating Pressure:	-16-20 inHg
Added System Weight:	100g w/ Pump, Socket Valve and Tube

K2 SENSATION®

ORDERING INFORMATION

FOR COMPLETE FOOT

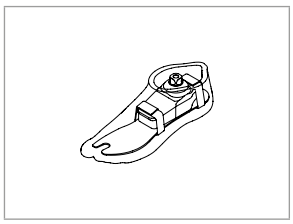

Please select the appropriate Unity Pump Module kit according to foot module size when placing an order and Unity will come preassembled on the foot. For extra convenience and system compatibility, Unity Valve Kits are highly recommended as a means of connecting to the socket.

For liner selection charts and item numbers please refer to the appropriate Iceross Seal-In page.

FOR COMPLETE FOOT WITH UNITY

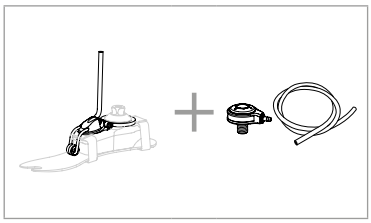

CATEGORY SELECTION CHART

Weight kg	36-44	45-61	62-80	81-97	98-114	115-136
Weight lbs	79-97	98-134	135-176	177-214	215-251	252-300
21	0	1	N/A	N/A	N/A	N/A
22	0	1	N/A	N/A	N/A	N/A
23	0	1	2	N/A	N/A	N/A
24	0	1	2	N/A	N/A	N/A
25	N/A	1	2	3	4	5
26	N/A	1	2	3	4	5
27	N/A	N/A	2	3	4	5
28	N/A	N/A	2	3	4	5

NOTE: The above categories apply only to K2 Sensation

K2 SENSATION®

CLEARANCE

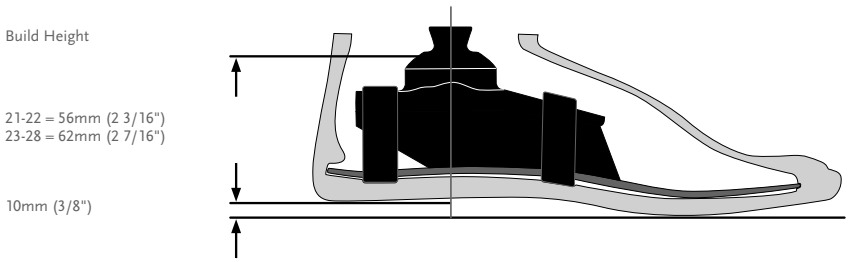

*Note. K2 Sensation with Unity has the same build height as K2 Sensation.

KITS

K2 SENSATION MALE PYRAMID

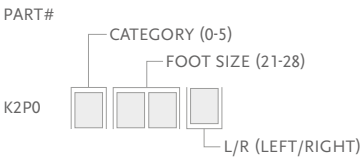

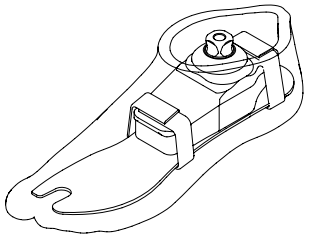

Includes:
- Foot Module with a Male Pyramid Adapter
- Removable Foot Cover* with a Spectra Sock

*For K2 Sensation with brown foot cover add a "BR" suffix to the part#

FOOT KITS WITH UNITY

K2 SENSATION MALE PYRAMID AND UNITY PUMP

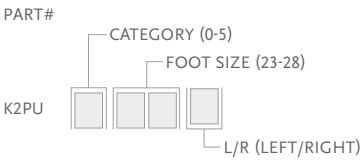

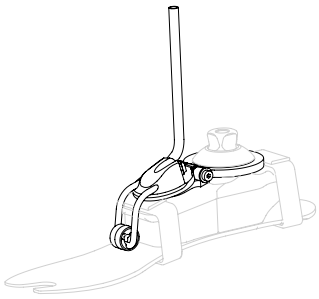

Includes:
- Foot Module with a Male Pyramid Adapter
- Removable Foot Cover* with a Spectra Sock
- Unity Pump

*For K2 Sensation with brown foot cover add a "BR" suffix to the part#
Note: Unity pump will come preassembled on the foot. Valve kit needs to be ordered separately.

UNITY

UNITY KITS

Picture	Part#	Description	Applicable Foot Kits
1	UKB0026	Unity Pump Module K2P-FBP 23-26	K2 Sensation Size 23-26
1	UKB0028	Unity Pump Module K2P-FBP 27-28	K2 Sensation Size 27-28
2	UTT0001	Unity TT Valve Kit	All
3	UTF0001	Unity TF Valve Kit	All
4	UTF0006	Unity TF Tube Kit	All
5	L-544611	Icelock 544 Kit	All

K2 SENSATION®

UNITY

UNITY KITS

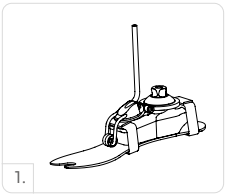





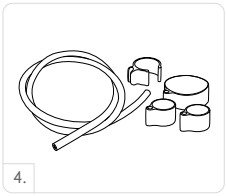

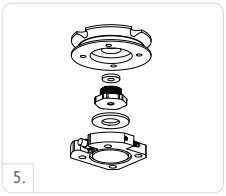

UNITY SPARE COMPONENTS

Part#	Description
UKB00021	Unity Components, 23-28

Includes:

- Membrane
- Check valves
- Barb fittings
- Tube
- Tube fastener

UNITY CATEGORY SELECTION CHART

Weight kg	36-44	45-61	62-80	81-97	98-114	115-136
Weight lbs	79-97	98-134	135-176	177-214	215-251	252-300
23	0	1	2	N/A	N/A	N/A
24	0	1	2	N/A	N/A	N/A
25	N/A	1	2	3	4	5
26	N/A	1	2	3	4	5
27	N/A	N/A	2	3	4	5
28	N/A	N/A	2	3	4	5

NOTE: The above categories apply only to K2 Sensation

FOOT COVER KIT, BEIGE AND BROWN*

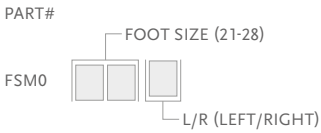



*For K2 Sensation with brown foot cover add a "BR" suffix to the part#

Includes:

- Foot Cover
- Spectra Sock
- Foot Cover Attachment

SPECTRA SOCKS

Used to cover the composite foot module to foot cover the foot and eliminate noise between foot module and foot shell.



Part#	Description	Size	Color
FCX63022	FF Sock Small 1 pc	22-25	Black
FCX63025	FF Sock Large 1 pc	26-30	Black
FCX63022-15	FF Sock Small 15 pcs	22-25	Black
FCX63026-15	FF Sock Large 15 pcs	26-30	Black

FLEX-FOOT BALANCE® WITH D/P FLEXION™

UNITY® COMPATIBLE

The Flex-Foot Balance is a comfortable multi-axial foot that combines proven durability and stability with comfort.

Flex-Foot Balance is also available with the D/P Flexion™ hydraulic ankle module. Flex-Foot Balance with D/P Flexion offers 9 degrees of dorsi and plantarflexion during stance phase to help improve stability on ramps and when transitioning from sitting to standing. Swing phase dorsiflexion is designed to reduce the risk of trips and falls-one of the main concerns of low active amputees. Plus, independent stiffness adjustment of dorsi- and plantarflexion enables you to customize performance for each amputee user. Please note that D/P Flexion is intended for low active amputees only.

Add our zero-build-height Unity pump module to create the only sleeveless elevated vacuum solution for less active users.



User Information	
Amputation Level:	Transfemoral and Transtibial
Impact Level:	Low
Maximum Patient Weight:	136kg (300lbs)



FULL LENGTH TOE LEVER



MULTI-AXIAL GROUND COMPLIANCE



SANDAL TOE



HYDRAULIC FLEXION

Foot Information	
Categories:	0-5
Sizes:	21-28
Weight of Foot: (Size 27)	932g (33oz) w/ Pyramid and Foot Cover
Build Height: (Size 27)	138mm (5 7/16") w/ Pyramid and Foot Cover
Heel Height:	10mm (3/8")
Adapter Options:	Male Pyramid

Unity System Information	
Unity Sizes:	23-28
Maximum Vacuum:	-23inHg (-600mmHg)
Normal Operating Pressure:	-16-20 inHg
Added System Weight:	100g w/ Pump, Socket Valve and Tube

ORDERING INFORMATION

FOR COMPLETE FOOT



FLEX-FOOT BALANCE® WITH D/P FLEXION™

ORDERING INFORMATION

Please select the appropriate Unity Pump Module kit according to foot module size when placing an order and Unity will come preassembled on the foot. For extra convenience and system compatibility, Unity Valve Kits are highly recommended as a means of connecting to the socket.

For liner selection charts and item numbers please refer to the appropriate Iceross Seal-In page.

FOR COMPLETE FOOT WITH UNITY

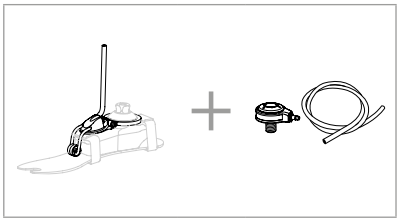

CATEGORY SELECTION CHART

Weight kg	36-44	45-61	62-80	81-97	98-114	115-136
Weight lbs	79-98	99-135	136-176	177-214	215-251	252-300
21	0	1	N/A	N/A	N/A	N/A
22	0	1	N/A	N/A	N/A	N/A
23	0	1	2	N/A	N/A	N/A
24	0	1	2	N/A	N/A	N/A
25	N/A	1	2	3	4	5
26	N/A	1	2	3	4	5
27	N/A	N/A	2	3	4	5
28	N/A	N/A	2	3	4	5

NOTE: The above categories apply only to Flex-Foot Balance with or without D/P Flexion

CLEARANCE

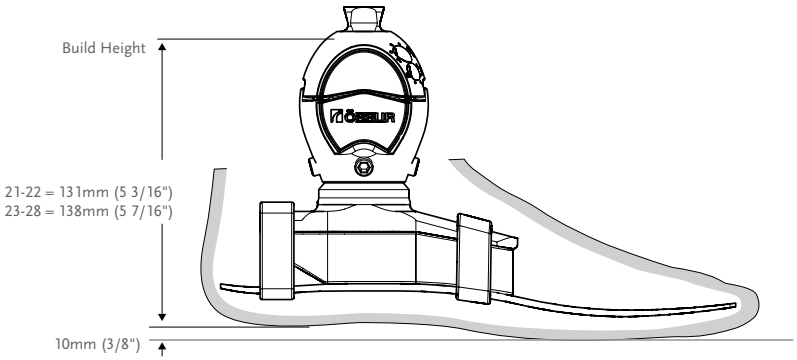

*Note. Flex-Foot Balance with D/P Flexion with Unity has the same build height as Flex-Foot Balance with D/P Flexion.

FLEX-FOOT BALANCE® WITH D/P FLEXION™

KITS

FLEX-FOOT BALANCE WITH D/P FLEXION

PART#
CATEGORY (0-5)
FOOT SIZE (21-28)
FBD0
L/R (LEFT/RIGHT)

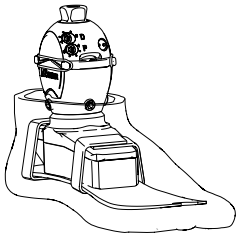

Includes:
- Foot Module with D/P Flexion
- Removable Foot Cover* with a Spectra Sock

*For Flex-Foot Balance with D/P flexion with brown foot cover add a "BR" suffix to the part#

FOOT KITS WITH UNITY

UNITY FOR FLEX-FOOT BALANCE WITH D/P FLEXION AND UNITY PUMP

PART#
CATEGORY (0-5)
FOOT SIZE (23-28)
FBDU
L/R (LEFT/RIGHT)

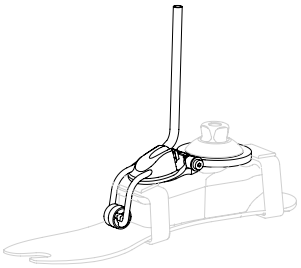

Includes:
- Foot Module with D/P Flexion
- Removable Foot Cover* with a Spectra Sock
- Unity Pump

*For Flex-Foot Balance with D/P flexion with brown foot cover add a "BR" suffix to the part#

Note: Unity pump will come preassembled on the foot. Valve kit needs to be ordered separately.

UNITY

UNITY KITS

Picture	Part#	Description	Applicable Foot Kits
1	UKB0026	Unity Pump Module K2P-FBP 23-26	Flex-Foot Balance Size 23-26
1	UKB0028	Unity Pump Module K2P-FBP 27-28	Flex-Foot Balance Size 27-28
2	UTT0001	Unity TT Valve Kit	All
3	UTF0001	Unity TF Valve Kit	All
4	UTF0006	Unity TF Tube Kit	All
5	L-544611	Icelock 544 Kit Unity	All

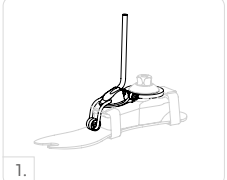
1.

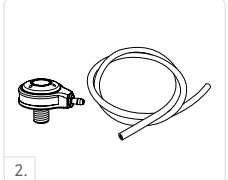
2.


3.

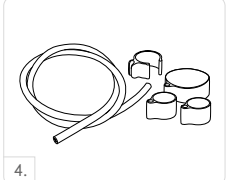
4.

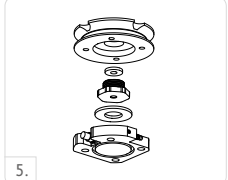
5.

FLEX-FOOT BALANCE® WITH D/P FLEXION™

UNITY SPARE COMPONENTS

Part#	Description
UKB00021	Unity Components, 23-28

Includes:

- Membrane
- Check valves
- Barb fittings
- Tube
- Tube fastener

COSMETIC FINISHING

FOOT COVER KIT, BEIGE AND BROWN*

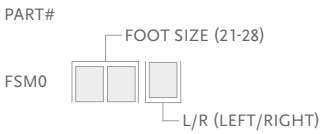



*For Flex-Foot Balance with brown foot cover add a "BR" suffix to the part#

Includes:

- Foot Cover
- Spectra Sock
- Foot Cover Attachment

SPECTRA SOCKS

Used to cover the composite foot module to foot cover the foot and eliminate noise between foot module and foot shell.

Part#	Description	Size	Color
FCX63022	FF Sock Small 1 pc	22-25	Black
FCX63025	FF Sock Large 1 pc	26-30	Black
FCX63022-15	FF Sock Small 15 pcs	22-25	Black
FCX63026-15	FF Sock Large 15 pcs	26-30	Black



FLEX-FOOT® BALANCE

UNITY® COMPATIBLE

The Flex-Foot Balance is a comfortable multi-axial foot that combines proven durability and stability with comfort; leading to optimum patient compliance.

Its full length toe lever and multi-axial design offer a smooth transition from heel strike to toe off that is absent in many competitively priced feet.

Unity for Flex-Foot Balance is available either pre-fit with a new foot or as a retrofit option. Used in combination with Iceross® Seal-In® liners, Unity provides advanced vacuum suspension for the socket during ambulation, without the constraints of an external sleeve. It adds minimal weight to the existing prosthesis and its simple mechanical design means there are no batteries to worry about. Reliable, effective and easy to use, it is designed to enhance user acceptance and mobility.



User Information	
Amputation Level:	Transfemoral and Transtibial
Impact Level:	Low
Maximum Patient Weight:	136kg (300lbs)



FULL LENGTH TOE LEVER



MULTI-AXIAL GROUND COMPLIANCE



SANDAL TOE

Foot Information	
Categories:	0-5
Sizes:	21-28
Weight of Foot: (Size 27)	594g (21oz) w/ Pyramid and Foot Cover
Build Height: (Size 27)	62mm (2 7/16") w/ Pyramid and Foot Cover
Heel Height:	10mm (3/8")
Adapter Options:	Male Pyramid

Unity System Information	
Unity Sizes:	23-28
Maximum Vacuum:	-23inHg (-600mmHg)
Normal Operating Pressure:	-16-20 inHg
Added System Weight:	100g w/ Pump, Socket Valve and Tube

FLEX-FOOT® BALANCE

ORDERING INFORMATION

FOR COMPLETE FOOT

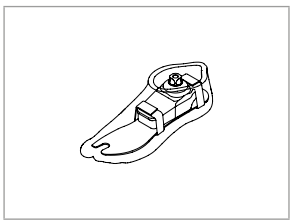

Please select the appropriate Unity Pump Module kit according to foot module size when placing an order and Unity will come preassembled on the foot. For extra convenience and system compatibility, Unity Valve Kits are highly recommended as a means of connecting to the socket.

For liner selection charts and item numbers please refer to the appropriate Iceross Seal-In page.

FOR COMPLETE FOOT WITH UNITY

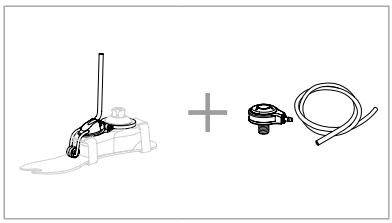

CATEGORY SELECTION CHART

Weight kg	36-44	45-61	62-80	81-97	98-114	115-136
Weight lbs	79-97	98-134	135-176	177-214	215-251	252-300
21	0	1	N/A	N/A	N/A	N/A
22	0	1	N/A	N/A	N/A	N/A
23	0	1	2	N/A	N/A	N/A
24	0	1	2	N/A	N/A	N/A
25	N/A	1	2	3	4	5
26	N/A	1	2	3	4	5
27	N/A	N/A	2	3	4	5
28	N/A	N/A	2	3	4	5

NOTE: The above categories apply only to Flex-Foot Balance

FLEX-FOOT® BALANCE

CLEARANCE

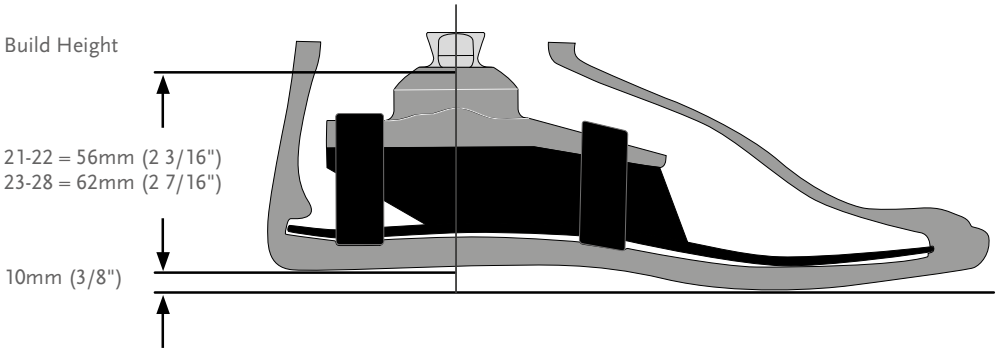

Note. Flex-Foot Balance with Unity has the same build height as Flex-Foot Balance.

KITS

FLEX-FOOT BALANCE MALE PYRAMID

PART#
CATEGORY (0-5)
FOOT SIZE (21-28)
FBP0
L/R (LEFT/RIGHT)

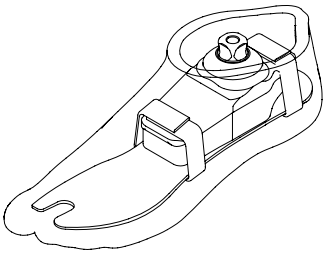

Includes:
- Foot Module with a Male Pyramid Adapter
- Removable Foot Cover* with a Spectra Sock

*For Flex-Foot Balance with brown foot cover add a "BR" suffix to the part#

FOOT KITS WITH UNITY

FLEX-FOOT BALANCE MALE PYRAMID AN UNITY PUMP

PART#
CATEGORY (0-5)
FOOT SIZE (23-28)
FBPU
L/R (LEFT/RIGHT)

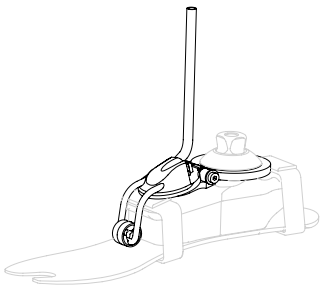

Includes:
- Foot Module with a Male Pyramid Adapter
- Removable Foot Cover* with a Spectra Sock
- Unity Pump

*For Flex-Foot Balance with brown foot cover add a "BR" suffix to the part#
Note: Unity pump will come preassembled on the foot. Valve kit needs to be ordered separately.

FLEX-FOOT® BALANCE

UNITY

UNITY KITS

Picture	Part#	Description	Applicable Foot Kits
1	UKB0026	Unity Pump Module K2P-FBP 23-26	Flex-Foot Balance Size 23-26
1	UKB0028	Unity Pump Module K2P-FBP 27-28	Flex-Foot Balance Size 27-28
2	UTT0001	Unity TT Valve Kit	All
3	UTF0001	Unity TF Valve Kit	All
4	UTF0006	Unity TF Tube Kit	All
5	L-544611	Icelock 544 Kit Unity	All

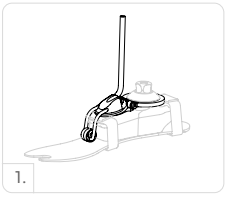
1.


2.


3.

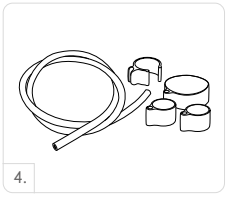
4.

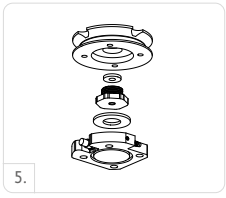
5.

SPARE COMPONENTS

Part#	Description
UKB00021	Unity Components, 23-28

Includes:

- Membrane
- Check valves
- Barb fittings
- Tube
- Tube fastener

UNITY CATEGORY SELECTION CHART

Weight kg	36-44	45-61	62-80	81-97	98-114	115-136
Weight lbs	79-97	98-134	135-176	177-214	215-251	252-300
23	0	1	2	N/A	N/A	N/A
24	0	1	2	N/A	N/A	N/A
25	N/A	1	2	3	4	5
26	N/A	1	2	3	4	5
27	N/A	N/A	2	3	4	5
28	N/A	N/A	2	3	4	5

NOTE: The above categories apply only to Flex-Foot Balance

FLEX-FOOT® BALANCE

FOOT COVER KIT, BEIGE AND BROWN*

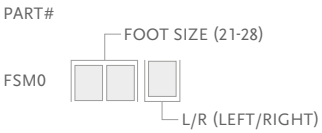



*For Flex-Foot Balance with brown foot cover add a "BR" suffix to the part#

Includes:

- Foot Cover
- Spectra Sock
- Foot Cover Attachment

SPECTRA SOCKS

Used to cover the composite foot module to foot cover the foot and eliminate noise between foot module and foot shell.



Part#	Description	Size	Color
FCX63022	FF Sock Small 1 pc	22-25	Black
FCX63025	FF Sock Large 1 pc	26-30	Black
FCX63022-15	FF Sock Small 15 pcs	22-25	Black
FCX63026-15	FF Sock Large 15 pcs	26-30	Black

BALANCE™ FOOT J

UNITY® COMPATIBLE

Balance Foot J is designed to meet the needs of slower speed walkers. It is lightweight with a heel that users perceive stability and cushioning at heel strike. Together with the full-length keel users perceive the Balance J to provide stability and support.

Unity for Balance Foot J is a sleeveless vacuum suspension system designed to stabilize volume fluctuations and maintain comfortable socket fit throughout the day. It is specifically designed for the low active user and in combination with Seal-In technology, it provides secure suspension and volume management. The lightweight foot is perceived to provide stability and cushioning at heel strike and the full-length keel is perceived to provide stability and support dynamics without the restricting effect of an external suspension sleeve. Unity adds minimal weight, no extra build height to the prosthesis and does not interfere with the foot module dynamics.



User Information	
Amputation Level:	Transfemoral and Transtibial
Impact Level:	Low
Maximum Patient Weight:	136kg (300lbs)

FULL LENGTH TOE LEVER

ACTIVE TIBIAL PROGRESSION

WEATHERPROOF

Foot Information	
Categories:	1-5
Sizes:	22-30
Weight of Foot: (Size 27, Cat. 2)	502g (17.7oz) w/ Pyramid and Foot Cover
Build Height: (Size 27)	125mm (4 15/16") w/ Male Pyramid and Foot Cover
Adapter Options:	Male Pyramid

Unity System Information	
Maximum Vacuum:	-23inHg (-600mmHg)
Normal Operating Pressure:	-15-18 inHg
Added System Weight:	104g w/ Pump, Socket Valve and Tube



BALANCE™ FOOT J

ORDERING INFORMATION

FOR COMPLETE FOOT

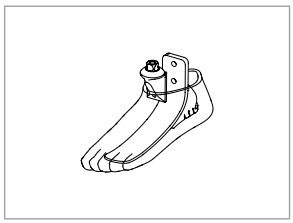

Please select the appropriate Unity Pump Module kit according to foot module size when placing an order and Unity will come preassembled on the foot. For extra convenience and system compatibility, Unity Valve Kits are highly recommended as a means of connecting to the socket.

For liner selection charts and item numbers please refer to the appropriate Iceross Seal-In page.

FOR COMPLETE FOOT WITH UNITY

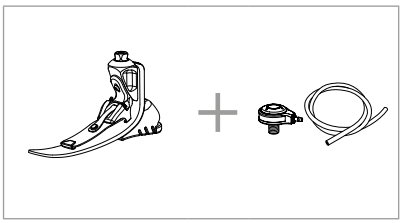

CATEGORY SELECTION CHART

Weight kg	45-61	62-80	81-97	98-114	115-136
Weight lbs	99-135	136-176	177-214	215-251	252-300
22	1	2	N/A	N/A	N/A
23	1	2	3	4	N/A
24	1	2	3	4	N/A
25	1	2	3	4	5
26	1	2	3	4	5
27	1	2	3	4	5
28	N/A	2	3	4	5
29	N/A	N/A	3	4	5
30	N/A	N/A	N/A	4	5

BALANCE™ FOOT J

CLEARANCE

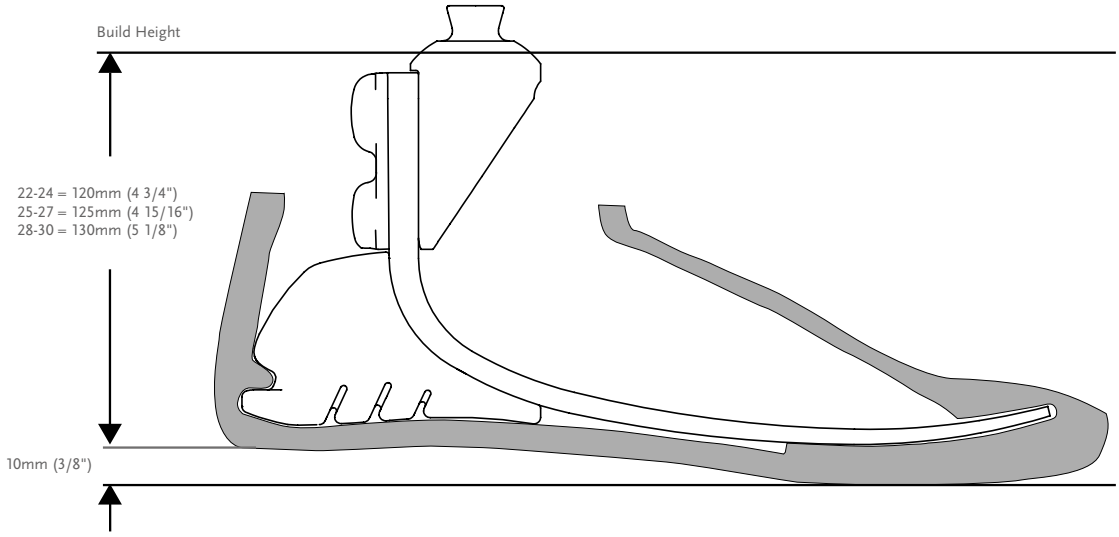

*Note: Balance Foot J with Unity has the same build height as Balance Foot J.

KITS

BALANCE FOOT J WITH MALE PYRAMID

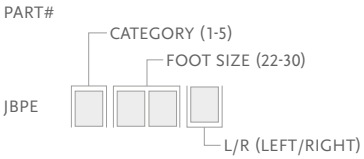

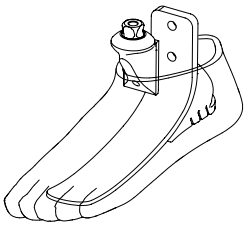

Includes:
- Foot Module with Male Pyramid
- Foot Cover Kit*

*For Balance Foot J with brown foot cover, add "BR" to the part#.

COMPONENTS

MALE PYRAMID ADAPTER WITH BOLTS

Part#	Cat.	Weight	
SFX00165	1-5	158g	5.6oz



BALANCE™ FOOT J

FOOT KITS WITH UNITY

BALANCE FOOT J WITH MALE PYRAMID AND UNITY PUMP

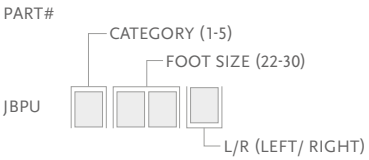

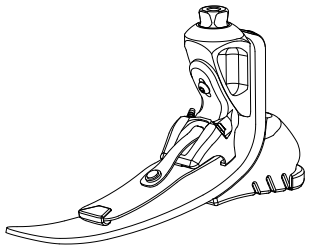

Includes:
- Foot Module with Male Pyramid
- Foot Cover Kit*
- Unity Pump

*For Balance Foot J with brown foot cover, add "BR" to the part#.
Note: Unity pump will come preassembled on the foot. Valve kit needs to be ordered separately.

UNITY

UNITY KITS

Picture	Part#	Description	Applicable Foot Kits
1	UFA0024	FAP-JBP Unity Pump S22-24	Balance Foot J Size 22-24
1	UFA0027	FAP-JBP Unity Pump S25-27	Balance Foot J Size 25-27
1	UFA0030	FAP-JBP Unity Pump S28-30	Balance Foot J Size 28-30
2	UTT0001	Unity TT Valve Kit	All
3	UTF0001	Unity TF Valve Kit	All
4	UTF0006	Unity TF Tube Kit	All
5	L-544611	Icelock 544 Kit Unity	All



UNITY SPARE COMPONENTS

Part#	Description
UFA00021	Unity FAP-JBP Components 22-24
UFA00022	Unity FAP-JBP Components 25-27
UFA00023	Unity FAP-JBP Components 28-30

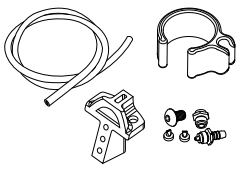

Includes:
- Pump Blade
- Membrane
- Barb Fittings
- Check valves
- Mounting Screw
- Tube
- Loctite
- Tube clamp

BALANCE™ FOOT J

COSMETIC FINISHING

FOOT COVER KIT, BEIGE AND BROWN*

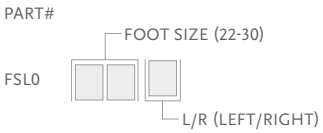



Includes:
- Foot Cover Kit
- Foot Cover Attachment
- Flex-Foot Sock

*Please specify when ordering brown covers, add "BR" to the end of the part number.

FLEX-FOOT SOCKS

Used to cover the composite foot module to protect the foot and eliminate noise between foot module and foot shell.



Part#	Description	Size	Color
FCX63022	FF Sock Small 1 pc	22-25	Black
FCX63025	FF Sock Large 1 pc	26-30	Black
FCX63022-15	FF Sock Small 15 pcs	22-25	Black
FCX63026-15	FF Sock Large 15 pcs	26-30	Black

FLEX-FOOT®

FLEX-FOOT CHARACTERISTICS

PROPORTIONAL RESPONSE

The layering of carbon fiber optimizes the deflection of the forefoot from mid-stance to toe-off and is proportional to the user's weight and impact level.



PROPORTIONAL RESPONSE

CARBON-X® ACTIVE HEEL

The Carbon-X Active Heel stores and transmits energy throughout stance phase assisting in absorbing shock and transferring stored energy into forward motion.



CARBON-X® ACTIVE HEEL

FULL LENGTH TOE LEVER

The full-length keel/toe lever matches the length of the sound foot, giving a smoother, symmetrical gait.



FULL LENGTH TOE LEVER

ACTIVE TIBIAL PROGRESSION

Vertical forces generated at heel contact are initially absorbed and translated into forward motion described as Active Tibial progression.



ACTIVE TIBIAL PROGRESSION

VERTICAL SHOCK PYLON

The vertical shock pylon reduces trauma to the residual limb, joints and lower back during daily activities.



VERTICAL SHOCK PYLON

ROTATION

The ability of the foot to absorb rotational forces allows the user to walk with a more natural gait without increasing the shear forces on the residual limb.



ROTATION

HEEL HEIGHT ADJUSTABILITY

Heel height can be adjusted to various types of shoes.



HEEL HEIGHT ADJUSTABILITY

MULTI-AXIAL GROUND COMPLIANCE

Multi-axial compliance of the foot provides improved ground contact during ambulation on uneven surfaces.



MULTI-AXIAL GROUND COMPLIANCE

FLEX-FOOT ASSURE®

UNITY® COMPATIBLE

Flex-Foot Assure is an ideal first prosthesis, or a more permanent option for low active users. Designed specifically for slower walkers, Flex-Foot Assure incorporates an active heel combined with a full-length keel that work together to protect the vulnerable sound limb. The proven design and simple fit of Assure allows basic ambulators to take advantage of premium technology matched to their needs.

Unity for Flex-Foot Assure is a sleeveless vacuum suspension system designed to stabilize volume fluctuations and maintain comfortable socket fit throughout the day. It is specifically designed for the low to moderate active user and in combination with Seal-In technology, it provides secure suspension and volume management. Unity adds minimal weight, no extra build height to the prosthesis and does not interfere with the foot module dynamics.



User information	
Amputation Level:	Transfemoral and Transtibial
Impact Level:	Low
Maximum Patient Weight:	136kg (300lbs)

FULL LENGTH TOE LEVER | ACTIVE TIBIAL PROGRESSION | WATERPROOF* | WEATHERPROOF**

* Flex-Foot Assure with glass tube
** Flex-Foot Assure with pyramid

Foot Information	
Categories:	1-5
Sizes:	19-30
Weight of Foot: (Size 27)	544g (19.2oz) w/ Pyramid and Foot Cover
Build Height: (Size 27)	125mm (4 15/16") w/ Pyramid and Foot Cover
Heel Height:	10mm (3/8")
Adapter Options:	Male Pyramid or Fiberglass Tube

Unity System Information	
Foot Sizes:	22-30
Maximum Vacuum:	-23inHg (-600mmHg)
Normal Operating Pressure:	-15-18 inHg
Added System Weight:	104g w/ Pump, Socket Valve and Tube

FLEX-FOOT ASSURE®

ORDERING INFORMATION

FOR COMPLETE FOOT

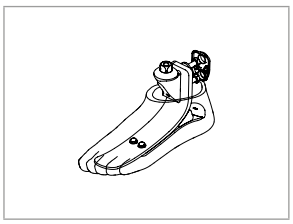

FOR COMPLETE FOOT WITH TUBE

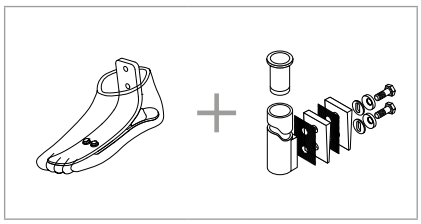

Please select the appropriate Unity Pump Module kit according to foot module size when placing an order and Unity will come preassembled on the foot. For extra convenience and system compatibility, Unity Valve Kits are highly recommended as a means of connecting to the socket.

For liner selection charts and item numbers please refer to the appropriate Iceross Seal-In page.

FOR COMPLETE FOOT

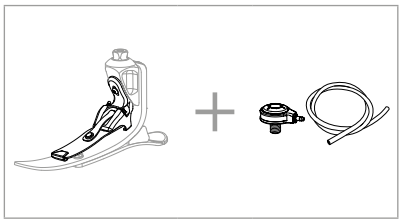

CATEGORY SELECTION CHART

Weight kg	45-61	62-80	81-97	98-114	115-136
Weight lbs	99-135	136-176	177-214	215-251	252-300
19-20**	1	2	N/A	N/A	N/A
21-22**	1	2	N/A	N/A	N/A
23-24	1	2	3	4	N/A
25-26	1	2	3	4	5
27-28	1	2	3	4	5
29-30	N/A	2	3	4	5

NOTE: The above categories apply only to Flex-Foot Assure
*All sizes not available for each category
**Unity for Flex-Foot Assure is available from sizes 22 and in all categories.

FLEX-FOOT ASSURE®

CLEARANCE

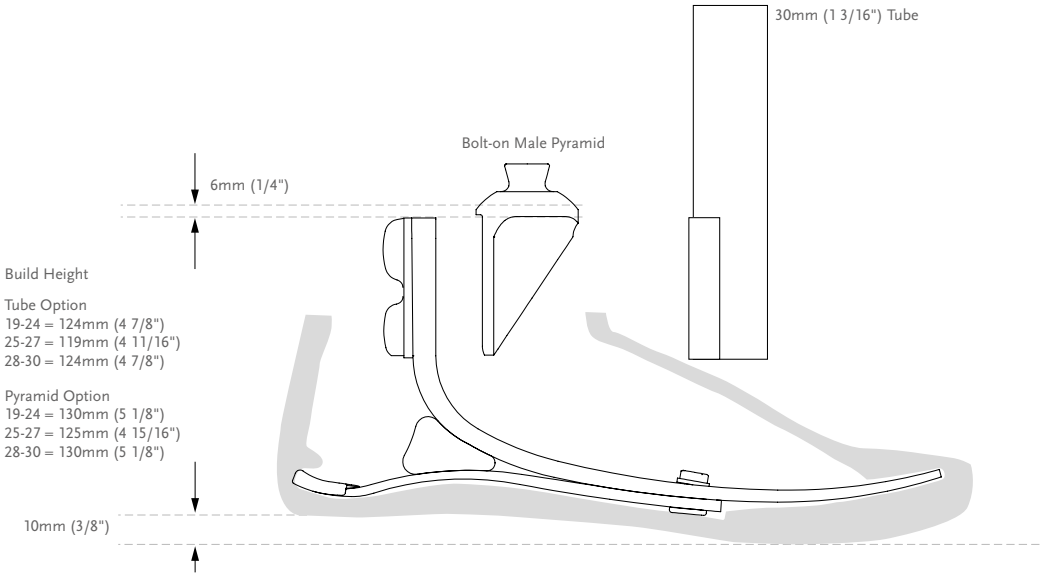

*Note: Flex-Foot Assure with Unity has the same build height as Flex Foot Assure with a Pyramid Option.

KITS

FLEX-FOOT ASSURE KIT WITH MALE PYRAMID

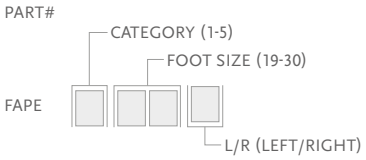

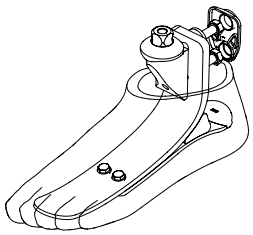

Includes:
- Foot Module with Male Pyramid
- Foot Cover Kit*

*For Flex-Foot Assure with brown foot cover, add "BR" to the part#.

FLEX-FOOT ASSURE KIT WITHOUT ADAPTER

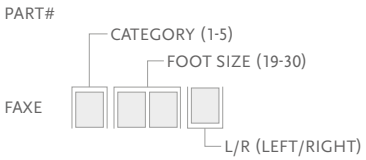

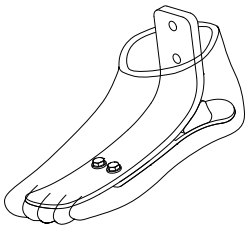

Includes:
- Foot Module
- Foot Cover Kit*

*For Flex-Foot Assure with brown foot cover, add "BR" to the part#.

FLEX-FOOT ASSURE®

COMPONENTS

MALE PYRAMID ADAPTER WITH BOLTS

Part#	Cat.	Weight	
SFX00165	ALL	158g	5.6oz



30MM FIBERGLASS TUBE KIT

Part#	Cat.	Wall	Thickness		Length		Weight	
SFX00001	Red	1-3	3mm	1/8"	279mm	11"	292g	10.3oz
SFX00002	Red	1-3	3mm	1/8"	381mm	15"	333g	11.7oz
SFX00003	Green	4-5	4mm	3/16"	279mm	11"	331g	11.7oz
SFX00004	Green	4-5	4mm	3/16"	381mm	15"	401g	14oz

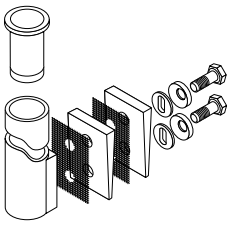

Includes:
- Tube Insert (cat. 4-5)
- Bolts (5/16" UNF)
- Spherical Washers
- Friction Pads
- Loctite 410
- Alignment Wedges

FOOT KITS WITH UNITY

FLEX-FOOT ASSURE WITH MALE PYRAMID AND UNITY PUMP

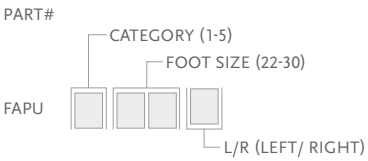



Includes:
- Foot Module with Male Pyramid
- Foot Cover Kit*
- Unity Pump

*For Flex-Foot Assure with brown foot cover, add "BR" to the part#.
Note: Unity pump will come preassembled on the foot. Valve kit needs to be ordered separately.

FLEX-FOOT ASSURE®

UNITY

UNITY KITS

Picture	Part#	Description	Applicable Foot Kits
1	UFA0024	FAP-JBP Unity Pump S22-24	Flex-Foot Assure Size 22-24
1	UFA0027	FAP-JBP Unity Pump S25-27	Flex-Foot Assure Size 25-27
1	UFA0030	FAP-JBP Unity Pump S28-30	Flex-Foot Assure Size 28-30
2	UTT0001	Unity TT Valve Kit	All
3	UTF0001	Unity TF Valve Kit	All
4	UTF0006	Unity TF Tube Kit	All
5	L-544611	Icelock 544 Kit Unity	All



SPARE COMPONENTS

Part#	Description
UFA00021	Unity FAP-JBP Components 22-24
UFA00022	Unity FAP-JBP Components 25-27
UFA00023	Unity FAP-JBP Components 28-30

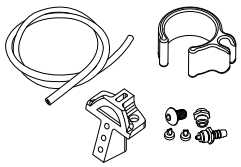

Includes:

- Pump Blade
- Membrane
- Barb Fittings
- Check valves
- Mounting Screw
- Tube
- Loctite
- Tube clamp

COSMETIC FINISHING

FOOT COVER KIT, BEIGE AND BROWN*

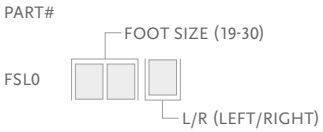



Includes:

- Foot Cover Kit
- Foot Cover Attachment

*For Flex-Foot Assure with brown foot cover, add "BR" to the part#.

FLEX-FOOT ASSURE®

COSMETIC FINISHING

FLEX-FOOT SOCKS

Used to cover the composite foot module to protect the foot and eliminate noise between foot module and foot shell.

Part#	Description	Size	Color
FCX63022	FF Sock Small 1 pc	19-25	Black
FCX63025	FF Sock Large 1 pc	26-30	Black
FCX63022-15	FF Sock Small 15 pcs	22-25	Black
FCX63026-15	FF Sock Large 15 pcs	26-30	Black



DIAGRAM

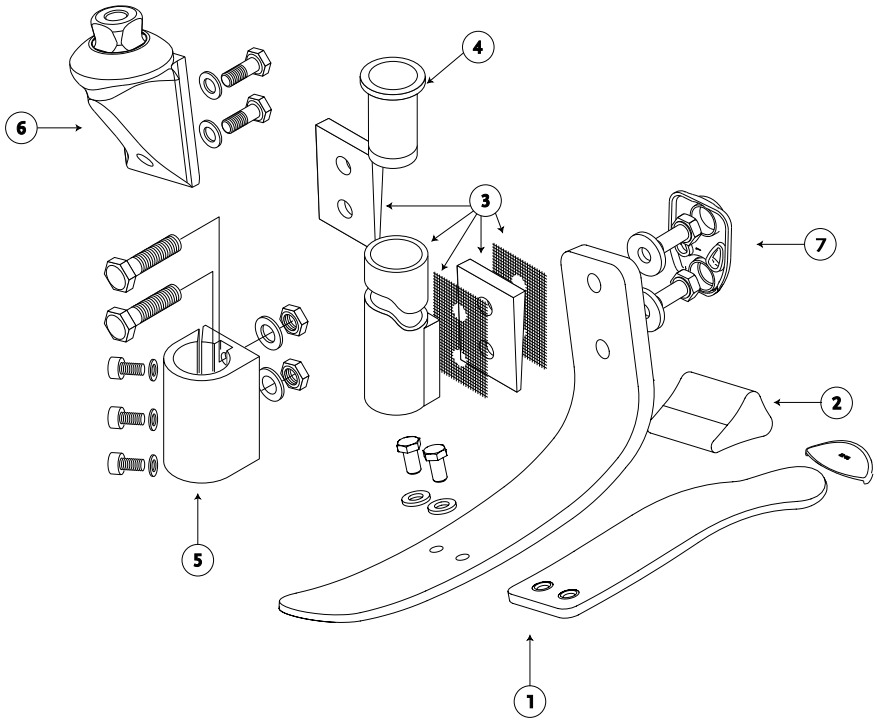

	Description
1.	Foot Module
2.	Foam Wedge
3.	30mm (1 3/16") Fiberglass Tube Kit
4.	Tube Insert for SF5-SF6
5.	30mm (1 3/16") Alignment Fitting Tool
6.	Male Pyramid
7.	Attachment Bolts

PROPRIO FOOT®

UNITY® COMPATIBLE

PROPRIO FOOT is an adaptive microprocessor controlled ankle for low to moderately active amputees. Motor-powered ankle motion increases toe clearance in swing phase by raising the forefoot, reducing the risk of trips and falls. It also adjusts the ankle angle to changing terrain, providing stable foot placement on stairs and inclined surfaces.

KEY FEATURES

- Increased toe clearance in swing
- Automatic terrain adaptation on level-ground, ramps and stairs
- Dynamic carbon foot blade with roll-over characteristics
- Relax-mode for comfortable sitting and chair-exit-mode for easier sit transfers
- Integrated battery
- Weatherproof
- Accompanying Össur Logic app for iOS devices provides:
  - Simple practitioner setup and adjustments, and printable user activity reports
  - User adjustable ankle alignment for changing footwear
  - Selection of user preferences and monitoring of step count and battery charge level



User Information	
Amputation Level:	Transtibial and Transfemoral
Impact Level:	Low to Moderate
Maximum Patient Weight:	125kg (275lbs)

SANDAL TOE

HEEL HEIGHT ADJUSTABILITY

SPLIT TOE

ANATOMICAL FOOT

WEATHERPROOF

Foot Information	
Categories:	1-8
Size:	22-30
Weight of Foot (Size 27, Cat. 5):	1.5 kg (3.3 lbs) incl. Foot Cover
Heel Height Adjustability:	Up to 50mm (2")
Build Height (Size 27, Cat. 5):	180 mm (7 1/16")

Unity System Information	
Unity Size:	25-30
Maximum Vacuum:	-23inHg (-600mmHg)
Normal Operating Pressure:	-16-20 inHg
Added System Weight:	Approximately 130g w/ Pump, Socket Valve and Tube

PROPRIO FOOT®

ORDERING INFORMATION

CATEGORY SELECTION GUIDE

Weight kg	45-52	53-59	60-68	69-77	78-88	89-100	101-116	117-125
Weight lbs	99-115	116-130	131-150	151-170	171-194	195-220	221-256	257-275
Low Impact Level	1	1	2	3	4	5	6	7
Moderate Impact Level	1	2	3	4	5	6	7	8

SELECTION CHART FOR PRODUCT VARIANTS

<table>
<tr><th>Category</th><th>1</th><th>2</th><th>3</th><th>4</th><th>5</th><th>6</th><th>7</th><th>8</th></tr>
<tr><td>Size 22</td><td colspan="5" rowspan="3">FSF Foot Cover
No Unity available</td><td colspan="3" rowspan="3">N/A</td></tr>
<tr><td>Size 23</td></tr>
<tr><td>Size 24</td></tr>
<tr><td>Size 25</td><td colspan="8" rowspan="3">FST Foot Cover
Unity available</td></tr>
<tr><td>Size 26</td></tr>
<tr><td>Size 27</td></tr>
<tr><td>Size 28</td><td colspan="2" rowspan="3">N/A</td><td colspan="6" rowspan="3"></td></tr>
<tr><td>Size 29</td></tr>
<tr><td>Size 30</td></tr>
</table>

FOR COMPLETE FOOT



Unity can be ordered with PROPRIO FOOT in sizes 25 and above. Please select the appropriate Unity Pump Module kit according to foot module size when placing an order and Unity will come preassembled on the foot. For extra convenience and system compatibility, Unity Valve Kits are highly recommended as a means of connecting to the socket.

FOR COMPLETE FOOT WITH UNITY

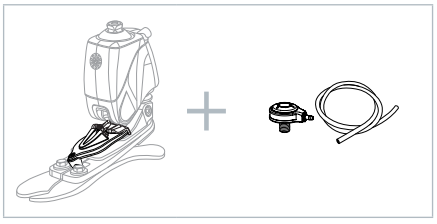

PROPRIO FOOT®

CLEARANCE

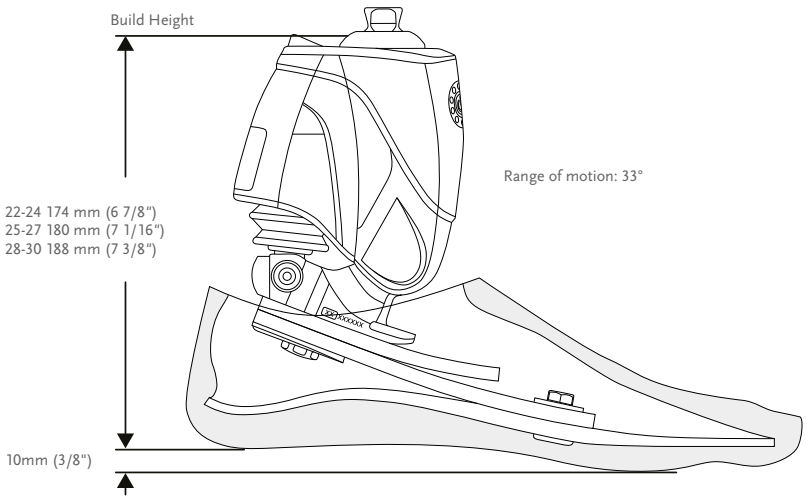

KITS

PROPRIO FOOT

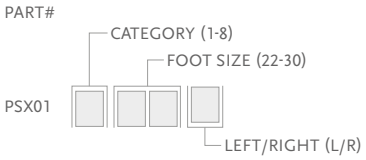

Includes:

- Removable Foot Cover with Black Spectra Sock

*For PROPRIO FOOT with brown foot cover add a "BR" suffix to the part number.

COMPONENTS

Part#	Description
PRX00421	Power Supply Kit



PROPRIO FOOT®

FOOT KITS WITH UNITY

PROPRIO FOOT WITH UNITY

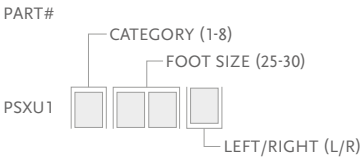

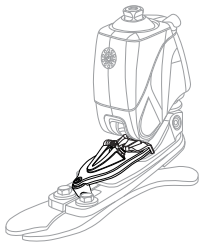

Includes:

- Removable Foot Cover with Black Spectra Sock
- Unity Pump

*For PROPRIO FOOT with brown foot cover add a "BR" suffix to the part number.
Note: Unity pump will come preassembled on the foot. Valve kit needs to be ordered separately.

UNITY

UNITY KITS

Picture	Part#	Description	Applicable Foot Kits
1	UPS0530	Unity for PROPRIO FOOT Small	Size 25-27 / Cat. 1-5
1	UPS0630	Unity for PROPRIO FOOT Large	Size 25-27 / Cat. 6-8 & Size 28-30 / Cat. 1-8
2	UTT0001	Unity TT Valve Kit	All
3	UTF0001	Unity TF Valve Kit	All
4	L-544611	Icelock 544 Kit	All

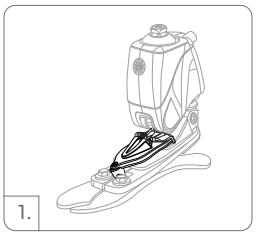

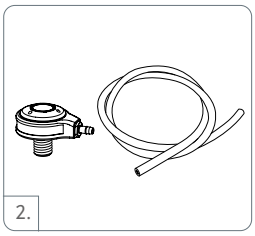

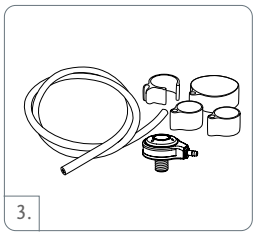

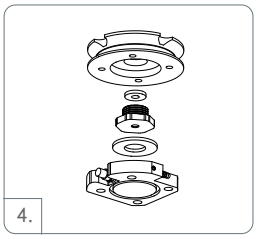

UNITY SPARE COMPONENTS

Part#	Description	Applicable Foot Kits
UPS00024	Replacement Kit for Unity S	Size 25-27 / Cat. 1-5
UPS00025	Replacement Kit for Unity L	Size 25-27 / Cat. 6-8 & Size 28-30 / Cat. 1-8

Includes:

- Membrane
- Check valves
- Barb fittings
- Tube
- Tube fastener
- Heel pad

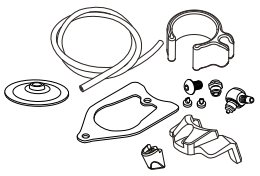

PROPRIO FOOT®

REPLACEMENT PARTS

Please refer to “Selection Chart for Product Variants” table for selection of foot covers

FSF - FOOT COVER KIT, BEIGE AND BROWN*

PART#

FSF0S [ ][ ][ ]

- FOOT SIZE (22-24)
- L/R (LEFT/RIGHT)



Includes:
- Foot Cover*
- Foot Cover Attachment
- Black Spectra Sock

*For brown foot cover please add a “BR” suffix to the part number.

FST - FOOT COVER KIT, BEIGE AND BROWN*

PART#

FST0S [ ][ ][ ]

- FOOT SIZE (25-30)
- L/R (LEFT/RIGHT)



Includes:
- Foot Cover
- Foot Cover Attachment
- Black Spectra Sock

*For brown foot cover please add a “BR” suffix to the part number.

SPECTRA SOCKS

Used to cover the composite foot module to protect the foot and eliminate noise between foot module and foot shell.



Part#	Description	Size	Color
FCX64022	Spectra Sock Small 1 pc	22-25	Black
FCZ64026	Spectra Sock Large 1 pc	26-30	Black

EXTENDED WARRANTY

PROPRIO FOOT KIT EXTENDED WARRANTY*

Part#	Description
PSXGE1Y	1 Year Extended Warranty
PSXGE2Y	2 Year Extended Warranty
PSXGE3Y	3 Year Extended Warranty
PSXSCAW	Voluntary after Warranty Service Check
PSX1SC20M	20 Months Voluntary Service Check
PSX1SC40M	40 Months Service Check

* Initial PROPRIO FOOT limited warranty period: 24 months. Extended warranty is available for purchase, contact Össur Customer Service for options and prices. Maximum total warranty period is 5 years, must be purchased within one year of original purchase date.

TALUX®



The tarsal core and Achilles Strap provide multi-axial function, while the Dual J-Springs enhances forward motion, giving users balance.

Emulating many of the anatomical features of the human foot, the Talux has been specially designed to provide fluid, natural walking motion in a variety of terrains, for users of low to moderate activity. Talux now comes with a sandal toe for ease of footwear selection.



User Information	
Amputation Level:	Transfemoral and Transtibial
Impact Level:	Low to Moderate
Maximum Patient Weight:	147kg (324lbs)



FULL LENGTH TOE LEVER



ACTIVE TIBIAL PROGRESSION



MULTI-AXIAL GROUND COMPLIANCE



SANDAL TOE

Foot Information	
Categories:	1-8
Sizes:	23-30
Weight of Foot: (Size 27)	860g (30.3oz) w/ Pyramid and Foot Cover
Build Height: (Size 27)	182mm (7 3/16") w/ Pyramid and Foot Cover
Heel Height:	10mm (3/8")
Adapter Options:	Male Pyramid or Tube Kit

ORDERING INFORMATION

FOR COMPLETE FOOT WITH MALE PYRAMID

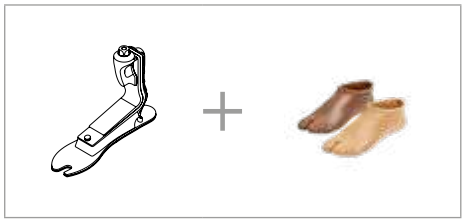

FOR COMPLETE FOOT WITH CARBON FIBER TUBE

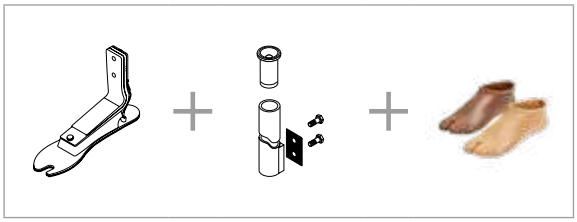

FOR COMPLETE FOOT WITHOUT ADAPTER

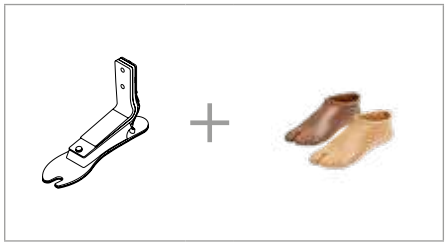

TALUX®

CATEGORY SELECTION CHART

LOW IMPACT

Weight kg	45-52	53-59	60-68	69-77	78-88	89-100	101-116	117-130	131-147
Weight lbs	97-115	116-130	131-150	151-170	171-194	195-220	221-256	257-287	288-324
23-24	1	1	2	3	4	5	N/A	N/A	N/A
25-26	N/A	N/A	2	3	4	5	6	7	N/A
27-28	N/A	N/A	N/A	3	4	5	6	7	8
29-30	N/A	N/A	N/A	N/A	4	5	6	7	8

MODERATE IMPACT

Weight kg	45-52	53-59	60-68	69-77	78-88	89-100	101-116	117-130	131-147
Weight lbs	97-115	116-130	131-150	151-170	171-194	195-220	221-256	257-287	288-324
23-24	1	2	3	4	5	N/A	N/A	N/A	N/A
25-26	N/A	2	3	4	5	6	7	N/A	N/A
27-28	N/A	N/A	3	4	5	6	7	8	N/A
29-30	N/A	N/A	N/A	4	5	6	7	8	N/A

CLEARANCE

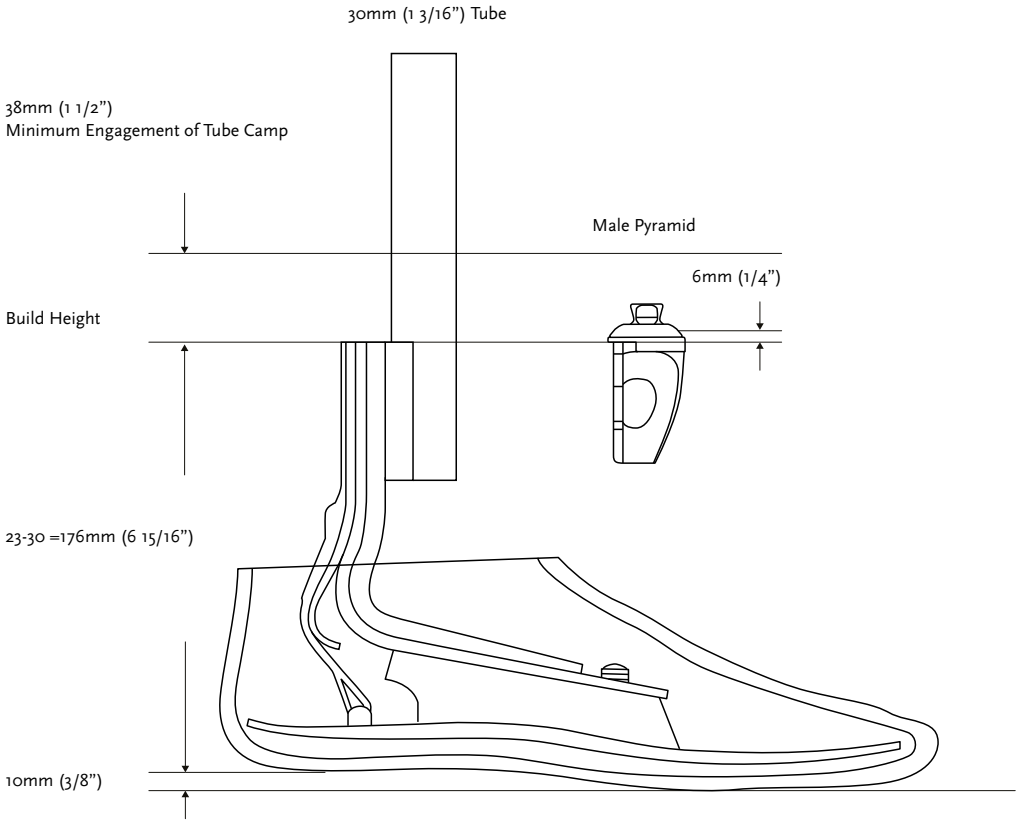

TALUX®

KITS

TALUX MALE PYRAMID OPTION

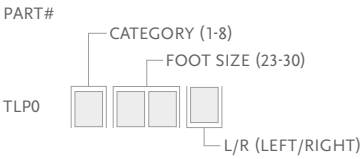

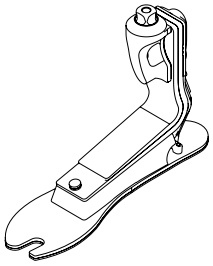

Includes:
- Foot Module
- Achilles Strap
- Tarsal Core
- Attachment Hardware
- Male Pyramid

TALUX WITHOUT ADAPTER

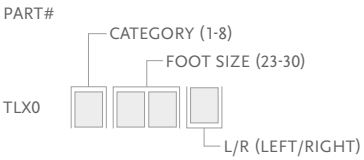

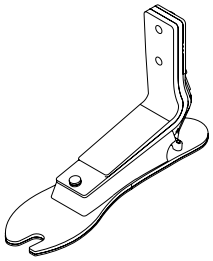

Includes:
- Foot Module
- Achilles Strap
- Tarsal Core
- Attachment Hardware

TALUX®

KITS

MALE PYRAMID ADAPTER KITS

Part#	Weight		Cat.
FFC2210003	180g	6.3oz	1-6
FFC2210004	220g	7.8oz	7-8

Includes:
- Pyramid
- Bolt Caps
- Hardware (M8 or M10 bolts)
- Loctite 410

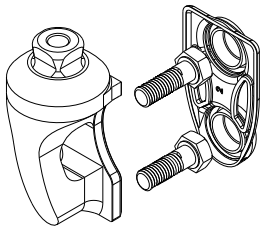

TALUX®

KITS

30MM (1 3/16") CARBON FIBER TUBE KIT

Part#	Weight		Length		Cat.
TLX01011	216g	7.6oz	229mm	9"	1-6
TLX01012	275g	9.7oz	229mm	9"	7-8
TLX01013	293g	10.3oz	381mm	15"	1-6
TLX01014	369g	13oz	381mm	15"	7-8

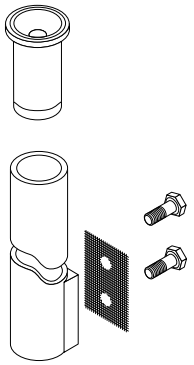

Includes:
- Carbon Fiber Tube
- Attachment Hardware (5/16" UNF bolts)
- Friction Pads
- Loctite
- Tube Insert (cat. 7-8)

ACHILLES STRAP KITS

Part#	Cat.	Foot Size
TLX01002	1-6	23-26
TLX01003	1-6	27-28
TLX01004	7-8	23-26
TLX01005	7-8	27-30

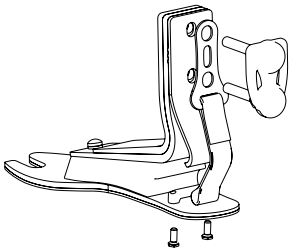

Includes:
- Strap
- Hanger
- Pin
- Bolts

HEEL WEDGE KIT

Part#	Description
TLX01001	Heel Wedge Kit

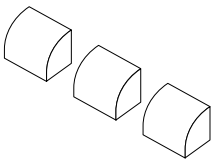

Includes:
- 3 Wedges
- Adhesive

TALUX®

COMPONENTS

TUBE INSERT

Part#	Weight		Diameter		Cat.
A-718009	18g	0.6oz	30mm	1 3/16"	7-8

Part#	Description
CM160016	Loctite 410 black

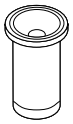

ATTACHMENT BOLTS FOR 30MM (1 3/16") TUBE

Part#	Cat.	Size	Length
CM130219	1-6	24 x 5/16"	1 3/4"
CM130213	7-9	24 x 3/8"	1 3/4"

ATTACHMENT BOLTS FOR PYRAMID

Part#	Cat.	Size	Length	
CM130234	1-6	M8	35mm	1 3/8"
CM130223	7-8	M10	35mm	1 3/8"

COSMETIC FINISHING

FOOT COVER KIT, BEIGE AND BROWN*

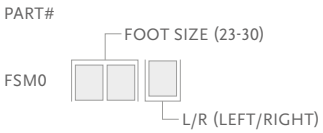



Includes:
- Foot Cover
- Attachment Plate
- Spectra Sock

*Please specify when ordering brown covers add "BR" to the part#.

FLEX-FOOT SOCKS

Used to cover the composite foot module to foot cover the foot and eliminate noise between foot module and foot shell.

Part#	Description	Size	Color
FCX63022	FF Sock Small 1 pc	22-25	Black
FCX63025	FF Sock Large 1 pc	26-30	Black
FCX63022-15	FF Sock Small 15 pcs	22-25	Black
FCX63026-15	FF Sock Large 15 pcs	26-30	Black



TALUX®

DIAGRAM

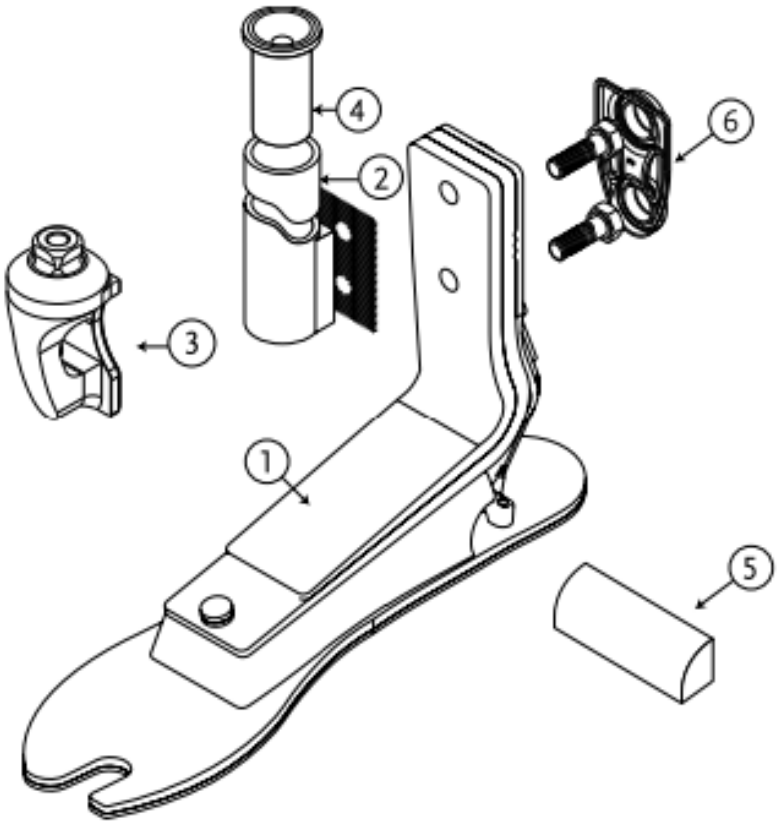

	Description
1.	Foot Module
2.	30mm Carbon Fiber Tube Kits
3.	Bolt-On Male Pyramid
4.	Tube Insert
5.	Talux Wedge Kit
6.	Plastic Cap

PRO-FLEX® PIVOT

UNITY® COMPATIBLE

Combining an incredible 27° ankle motion and significantly greater ankle power than a conventional carbon fiber foot, Pro-Flex Pivot has been developed specifically to enhance protection of the sound side. It closely mimics regular biomechanics, delivering a proven 11% reduction in load on the contralateral limb. *

- 27° ankle motion
- Helps reduce load on contralateral limb by 11%
- Innovative pivot mechanism
- Aesthetically pleasing, anatomical footcover

Össur recommends using Pro-Flex Pivot in conjunction with the sleeveless vacuum suspension system Unity®, which adds minimal weight and no extra build height, and does not interfere with Pro-Flex Pivot dynamics. Unity is designed to provide secure suspension in combination with Iceross Seal-In® tecnology, while stabilizing volume fluctuations and maintaining comfortable socket fit throughout the day.



User Information	
Amputation Level:	Transfemoral and Transtibial
Impact Level:	Low to Moderate
Maximum Patient Weight:	125 kg (275 lbs)

Unity System Information	
Maximum Vacuum:	-23inHg (-600mmHg)
Normal Operating Pressure:	-16-20 inHg
Added System Weight:	75g (0,17lbs) w/ Pump, Socket Valve and Tube

Foot information	
Categories:	1-7
Sizes:	22-30
Weight of Foot: (Size 27, Cat. 5)	920g (2,02lbs) w/ Foot Cover
Build Height: (Size 27)	155mm (6 1/8")
Heel Height:	10mm (3/8")
Adapter Options:	Male Pyramid

WEATHERPROOF | ANATOMICAL FOOT | SANDAL TOE | PIVOT TECHNOLOGY

* 1 : Heitzmann DW, Salami F, De Asha AR, Block J, Putz C, Wolf SI, Alimusaj M. Benefits of an increased prosthetic ankle range of motion for individuals with a trans-tibial amputation walking with a new prosthetic foot. Gait & posture. 2018 Jul 1;64:174-80 .



PRO-FLEX® PIVOT

ORDERING INFORMATION

FOR COMPLETE FOOT

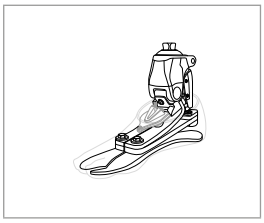

Please select the appropriate Unity Pump Module kit according to foot module size when placing an order and Unity will come preassembled on the foot. For extra convenience and system compatibility, Unity Valve Kits are highly recommended as a means of connecting to the socket.

For liner selection charts and item numbers please refer to the appropriate Iceross Seal-In page.

FOR COMPLETE FOOT WITH UNITY

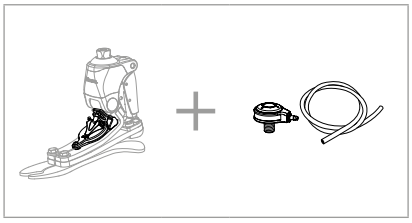

CATEGORY SELECTION CHART

Weight kg	45-52	53-59	60-68	69-77	78-88	89-100	101-116	117-125
Weight lbs	99-115	116-130	131-150	151-170	171-194	195-220	221-256	257-275
Low Impact Category								
Sizes 22	1	1	2	3	4	N/A	N/A	N/A
Sizes 23-24	1	1	2	3	4	5	N/A	N/A
Sizes 25-26	2	2	2	3	4	5	6	7
Sizes 27-28	N/A	N/A	N/A	3	4	5	6	7
Sizes 29-30	N/A	N/A	N/A	N/A	4	5	6	7
Moderate Impact Category								
Sizes 22	1	2	3	4	N/A	N/A	N/A	N/A
Sizes 23-24	1	2	3	4	5	N/A	N/A	N/A
Sizes 25-26	2	2	3	4	5	6	7	N/A
Sizes 27-28	N/A	N/A	3	4	5	6	7	N/A
Sizes 29-30	N/A	N/A	N/A	4	5	6	7	N/A

PRO-FLEX® PIVOT

CLEARANCE

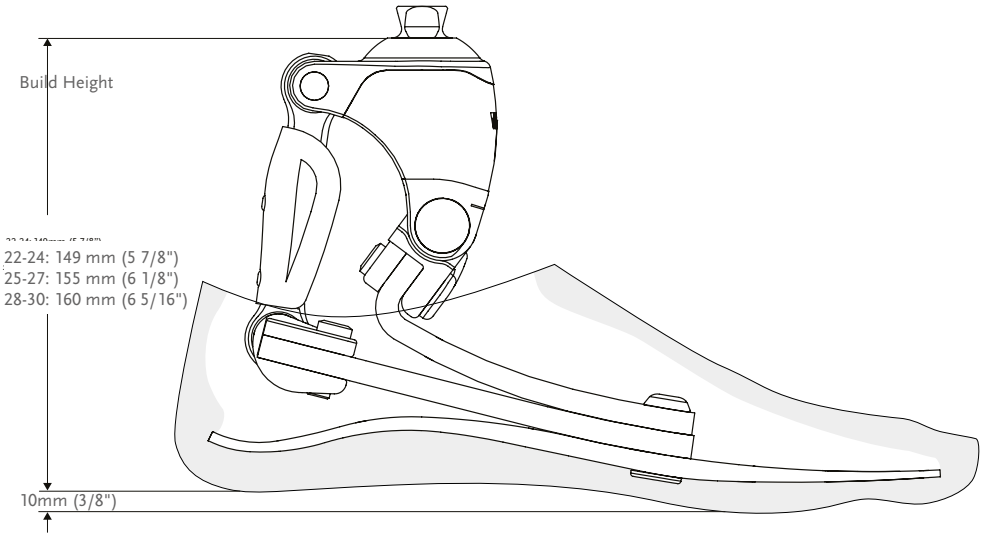

*Note: Pro-Flex Pivot with Unity has the same build height as Pro-Flex Pivot.

KITS

PRO-FLEX PIVOT

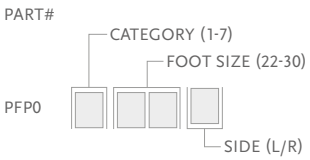

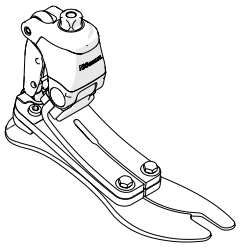

Includes:
- Foot Module
- Removable Foot Cover* with a black Spectra Sock

*For Pro-Flex Pivot with brown foot cover add a “BR” suffix to the part#.

PRO-FLEX® PIVOT

FOOT KITS WITH UNITY

PRO-FLEX PIVOT AND UNITY PUMP

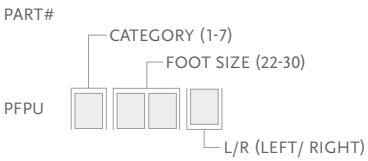



Includes:
- Foot Module
- Removable Foot Cover* with a black Spectra Sock
- Unity Pump

*For Pro-Flex Pivot with brown foot cover add a "BR" suffix to the part#

Note: Unity pump will come preassembled on the foot. Valve kit needs to be ordered separately.

UNITY

Picture	Part#	Description	Applicable Foot Kits
1	UPF0001	PFP Unity Pump S22-30	Pro-Flex Pivot Size 22-30
2	UTT0001	Unity TT Valve Kit	All
3	UTF0001	Unity TF Valve Kit	All
4	UTF0006	Unity TF Tube Kit	All
5	L-5446XX	Icelock 544 Kit	All

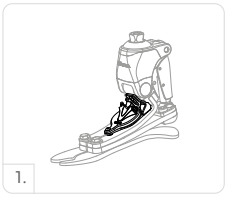





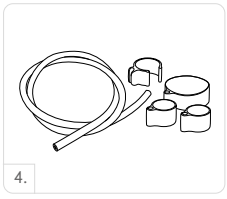

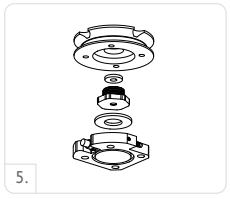

UNITY SPARE COMPONENTS

Part#	Description
UPF00011	Unity PFP Components 22-30

Includes:
- Bumper
- Membrane
- Mounting Screws
- Loctite

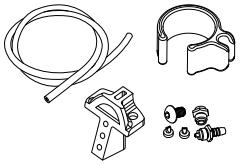

PRO-FLEX® PIVOT

COSMETIC FINISHING

FOOT COVER KIT, BEIGE AND BROWN*

PART#

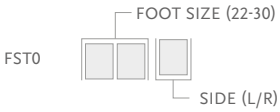



Includes:
- Footcover
- Footcover Attachment
- Black Spectra Sock

*For brown foot cover please add a "BR" suffix to the part number.

FLEX-FOOT SOCKS

Used to cover the composite foot module to protect the foot and eliminate noise between foot module and foot shell.

Part#	Description	Size	Color
FCX63022	FF Sock Small 1 pc	22-25	Black
FCX63025	FF Sock Large 1 pc	26-30	Black
FCX63022-15	FF Sock Small 15 pcs	22-25	Black
FCX63026-15	FF Sock Large 15 pcs	26-30	Black



PRO-FLEX® XC

UNITY® COMPATIBLE

Pro-Flex XC has been developed to comfortably accommodate the relatively active user, who enjoys hiking and jogging, as well as level-ground walking. Comes with an aesthetically pleasing, anatomical footcover and integrated male pyramid.

Unity for Pro-Flex XC is available either pre-fit with a new foot or as a retrofit option. Used in combination with Iceross® Seal-In® liners, Unity provides advanced vacuum suspension for the socket during ambulation, without the constraints of an external sleeve. It adds minimal weight to the existing prosthesis and its simple mechanical design means there are no batteries to worry about. Reliable, effective and easy to use, it is designed to improve balance and prevent skin problems.



User information	
Amputation Level:	Transfemoral and Transtibial
Impact Level:	Low to High
Maximum Patient Weight:	166kg (365lbs)

ACTIVE TIBIAL PROGRESSION

SPLIT TOE

SANDAL TOE

ANATOMICAL FOOT

WEATHERPROOF

Foot information	
Categories:	1-9
Size:	22-30
Weight of Foot: (Size 27)	670g (1,47 lbs) w/ Foot Cover and Sock
Build Height: (Size 27)	155mm (6 1/8") w/ Male Pyramid and Foot Cover
Heel Height:	10mm (3/8")
Adapter Options:	Male Pyramid

Unity System Information	
Maximum Vacuum:	-23inHg (-600mmHg)
Normal Operating Pressure:	-16-20 inHg
Added System Weight:	91g (0,20 lbs) w/ Pump, Socket Valve and Tube

PRO-FLEX® XC

ORDERING INFORMATION

FOR COMPLETE FOOT

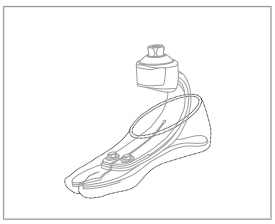

Please select the appropriate Unity Pump Module kit according to foot module size when placing an order and Unity will come preassembled on the foot. For extra convenience and system compatibility, Unity Valve Kits are highly recommended as a means of connecting to the socket.

For liner selection charts and item numbers please refer to the appropriate Iceross Seal-In page.

FOR COMPLETE FOOT WITH UNITY

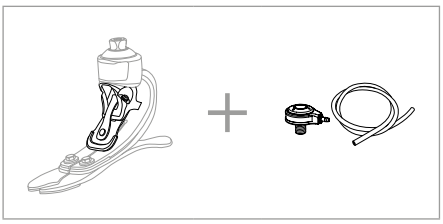

CATEGORY SELECTION CHART

Weight kg	45-52	53-59	60-68	69-77	78-88	89-100	101-116	117-130	131-147	148-166
Weight lbs	99-115	116-130	131-150	151-170	171-194	195-220	221-256	257-287	288-324	325-365
Low Impact Category										
Sizes 22-24	1	1	2	3	4	5	6	N/A	N/A	N/A
Sizes 25-27	1	1	2	3	4	5	6	7	8	9
Sizes 28-30	3	3	3	3	4	5	6	7	8	9
Moderate Impact Category										
Sizes 22-24	1	2	3	4	5	6	N/A	N/A	N/A	N/A
Sizes 25-27	1	2	3	4	5	6	7	8	9	N/A
Sizes 28-30	3	3	3	4	5	6	7	8	9	N/A
High Impact Category										
Sizes 22-24	2	3	4	5	6	N/A	N/A	N/A	N/A	N/A
Sizes 25-27	2	3	4	5	6	7	8	9	N/A	N/A
Sizes 28-30	3	3	4	5	6	7	8	9	N/A	N/A

PRO-FLEX® XC

CLEARANCE

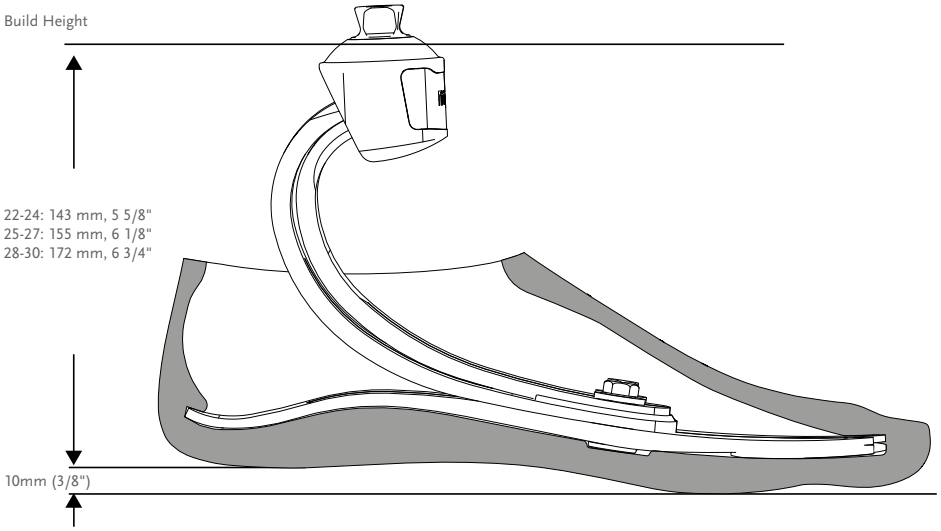

*Note: Pro-Flex XC with Unity has the same build height as Pro-Flex XC.

KITS

PRO-FLEX XC WITH MALE PYRAMID

PART#
CATEGORY (1-9)
FOOT SIZE (22-30)
PXC0
L/R (LEFT/RIGHT)

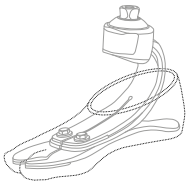

Includes:
- Foot Module
- Removable Foot Cover* with a black Spectra Sock

*For Pro-Flex XC with brown foot cover add a "BR" suffix to the part#.

FOOT KITS WITH UNITY

PRO-FLEX XC WITH MALE PYRAMID AND UNITY PUMP

PART#
CATEGORY (1-9)
FOOT SIZE (22-30)
PXCU
L/R (LEFT/RIGHT)

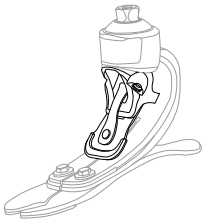

Includes:
- Foot Module
- Removable Foot Cover* with a black Spectra Sock
- Unity Pump

*For Pro-Flex XC with brown foot cover add a "BR" suffix to the part#.

Note: Unity pump will come preassembled on the foot. Valve kit needs to be ordered separately.

PRO-FLEX® XC

UNITY

UNITY KITS

Picture	Part#	Description	Applicable Foot Kits
1	UPC0024	PXC Unity pump S22-24	Pro-Flex XC Size 22-24
1	UPC0027	PXC Unity pump S25-27	Pro-Flex XC Size 25-27
1	UPC0030	PXC Unity pump S28-30	Pro-Flex XC Size 28-30
2	UTT0001	Unity TT Valve Kit	All
3	UTF0001	Unity TF Valve Kit	All
4	UTF0006	Unity TF Tube Kit	All
5	L-544611	Icelock 544 Kit Unity	All


1.

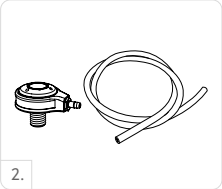
2.


3.

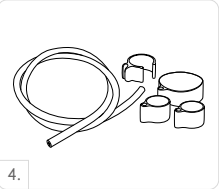
4.

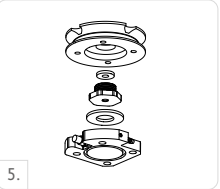
5.

UNITY SPARE COMPONENTS

Part#	Description
UPC00021	PXC Unity Components S22-24
UPC00022	PXC Unity Components S25-27
UPC00023	PXC Unity Components S28-30

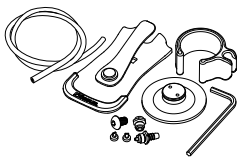

Includes:

- Pump Blade
- Membrane
- Barb Fittings
- Check valves
- Mounting Screw
- Tube
- Loctite
- Hex key

PRO-FLEX® XC

COSMETIC FINISHING

FOOT COVER KIT, BEIGE AND BROWN*

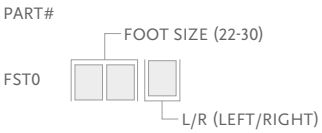



Includes:
- Foot Cover*
- Foot Cover Attachment
- Black Spectra Sock

*For brown foot cover please add a "BR" suffix to the part number.

FLEX-FOOT SOCKS

Used to cover the composite foot module to protect the foot and eliminate noise between foot module and foot shell.



Part#	Description	Size	Color
FCX63022	FF Sock Small 1 pc	22-25	Black
FCX63025	FF Sock Large 1 pc	26-30	Black
FCX63022-15	FF Sock Small 15 pcs	22-25	Black
FCX63026-15	FF Sock Large 15 pcs	26-30	Black

PRO-FLEX® XC TORSION

UNITY® COMPATIBLE



Pro-Flex XC has been developed to comfortably support the active user who enjoys hiking and jogging, as well as level-ground walking.

Pro-Flex XC Torsion combines the Pro-Flex XC features of energy return and smooth roll-over, with valuable shock absorption and rotational capabilities. The sole blade offers a effective full-length toe, and a wider foot blade than traditional feet.

The foot is designed for active users who want to use a single, lightweight foot for their normal daily life, as well as a range of higher impact activities.

Less load and more dynamics means that amputees can enjoy greater comfort in a wide range of activities. The well-designed and lightweight anatomical foot cover features a steady-grip sole for barefoot stability on wet or slick surfaces, and a sandal-clamping toe for a range of footwear including flip flops.

Össur recommends using Pro-Flex XC Torsion together with the Unity sleeveless vacuum suspension system. This adds minimal weight, no extra build height, and does not interfere with the Pro-Flex XC Torsion dynamics. Unity is designed to provide secure suspension in combination with Iceross Seal-In® technology, while stabilizing volume fluctuations and maintaining comfortable socket fit throughout the day.



User information	
Amputation Level:	Transfemoral and Transtibial
Impact Level:	Low to High
Maximum Patient Weight:	147kg (324 lbs)


ACTIVE TIBIAL PROGRESSION


VERTICAL SHOCK PYLON


ROTATION


SPLIT TOE


SANDAL TOE


WEATHERPROOF


ANATOMICAL FOOT

Foot information	
Categories:	1-8
Size:	22-30
Weight of Foot: (Size 27, cat5)	1035 g (2,28 lbs) w/ Foot Cover and Sock
Build Height: (Size 27)	222mm (8 3/4") w/ Male Pyramid and Foot Cover
Heel Height:	10mm (3/8")
Adapter Options:	Male Pyramid

Unity System Information	
Maximum Vacuum:	-23inHg (-600mmHg)
Normal Operating Pressure:	-16-20 inHg
Added System Weight:	91 g (0,20 lbs) w/ Pump, Socket Valve and Tube

PRO-FLEX® XC TORSION

ORDERING INFORMATION

FOR COMPLETE FOOT

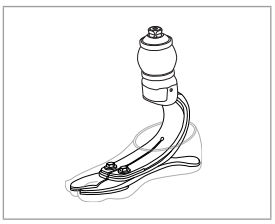

Please select the appropriate Unity Pump Module kit according to foot module size when placing an order and Unity will come preassembled on the foot. For extra convenience and system compatibility, Unity Valve Kits are highly recommended as a means of connecting to the socket.

For liner selection charts and item numbers please refer to the appropriate Iceross Seal-In page.

FOR COMPLETE FOOT WITH UNITY

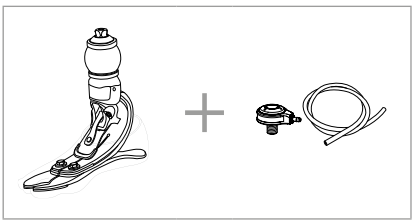

CATEGORY SELECTION CHART

Weight kg	45-52	53-59	60-68	69-77	78-88	89-100	101-116	117-130	131-147
Weight lbs	99-115	116-130	131-150	151-170	171-194	195-220	222-256	257-287	288-324
Low Impact Category									
Size 22-24	1	1	2	3	4	5	6	N/A	N/A
Size 25-27	1	1	2	3	4	5	6	7	8
Size 28-30	3	3	3	3	4	5	6	7	8
Moderate Impact Category									
Size 22-24	1	2	3	4	5	6	N/A	N/A	N/A
Size 25-27	1	2	3	4	5	6	7	8	N/A
Size 28-30	3	3	3	4	5	6	7	8	N/A
High Impact Category									
Size 22-24	2	3	4	5	6	N/A	N/A	N/A	N/A
Size 25-27	2	3	4	5	6	7	8	N/A	N/A
Size 28-30	3	3	4	5	6	7	8	N/A	N/A

PRO-FLEX® XC TORSION

CLEARANCE

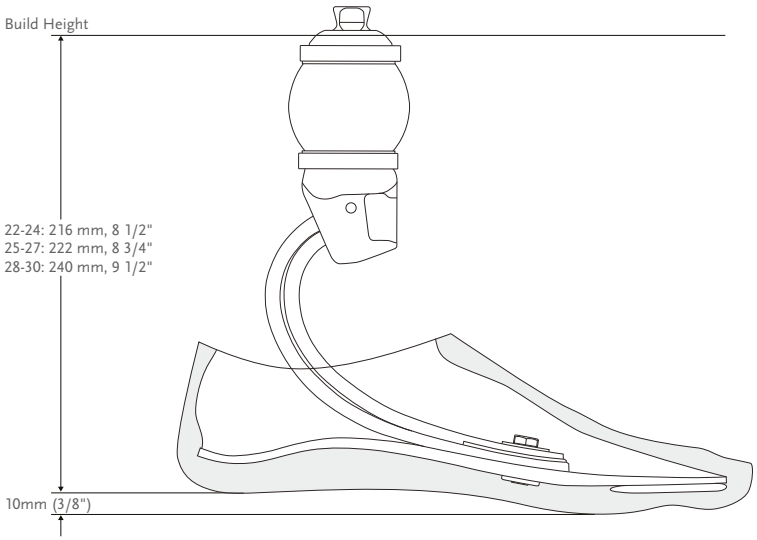

*Note: Pro-Flex XC Torsion with Unity has the same build height as Pro-Flex XC Torsion.

KITS

PRO-FLEX XC TORSION WITH MALE PYRAMID

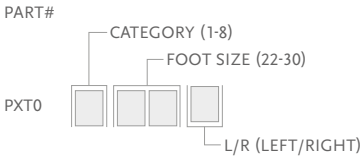

Includes:
- Foot Module
- Removable Foot Cover* with a black Spectra Sock

*When ordering brown covers, add "BR" to the end of the part number.

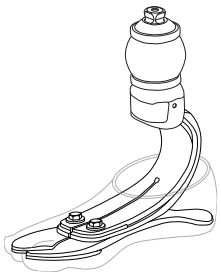

PRO-FLEX® XC TORSION

FOOT KITS WITH UNITY

PRO-FLEX XC TORSION WITH MALE PYRAMID AND UNITY PUMP

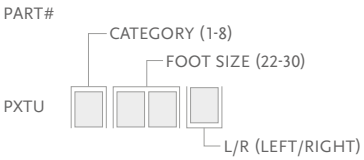

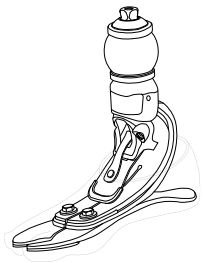

Includes:
- Foot Module
- Unity Pump
- Removable Foot Cover* with a black Spectra Sock

*For Pro-Flex XC with brown foot cover add a "BR" suffix to the part#.

Note: Unity pump will come preassembled on the foot. Valve kit needs to be ordered separately.

UNITY KITS

Picture	Part#	Description	Applicable Foot Kits
1	UPC0024	PXC Unity pump S22-24	Pro-flex XC/ XC Torsion 22-24
1	UPC0027	PXC Unity pump S25-27	Pro-flex XC/ XC Torsion 25-27
1	UPC0030	PXC Unity pump S28-30	Pro-flex XC/ XC Torsion 28-30
2	UTT0001	Unity TT Valve Kit	All
3	UTF0001	Unity TF Valve Kit	All
4	UTF0006	Unity TF Tube Kit	All
5	L-544611	Icelock 544 Kit Unity	All







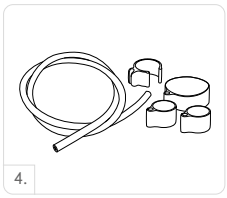

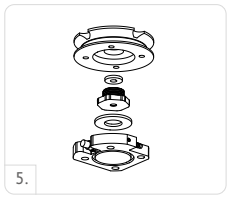

UNITY SPARE COMPONENTS

Part#	Description
UPC00021	PXC Unity Components S22-24
UPC00022	PXC Unity Components S25-27
UPC00023	PXC Unity Components S28-30

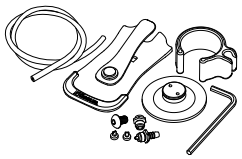

Includes:
- Pump Blade
- Membrane
- Barb Fittings
- Check valves
- Mounting Screw
- Tube
- Loctite
- Hex key

PRO-FLEX® XC TORSION

COSMETIC FINISHING

FOOT COVER KIT, BEIGE AND BROWN*

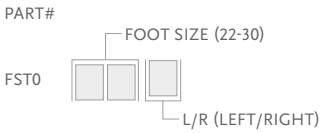



Includes:
- Foot Cover*
- Foot Cover Attachment
- Black Spectra Sock

*Note: Please specify when ordering brown covers, add "BR" to the part#.

FLEX-FOOT SOCKS

Used to cover the composite foot module to protect the foot and eliminate noise between foot module and foot shell.

Part#	Description	Size	Color
FCX63022	FF Sock Small 1 pc	22-25	Black
FCX63025	FF Sock Large 1 pc	26-30	Black
FCX63022-15	FF Sock Small 15 pcs	22-25	Black
FCX63026-15	FF Sock Large 15 pcs	26-30	Black



PRO-FLEX® LP

UNITY® COMPATIBLE

A good level of ankle power, energy return and overall dynamics has often eluded people with longer residual limbs. Pro-Flex LP has been specially designed to counter those issues and to provide smooth rollover.

Pro-Flex LP offers a high degree of ankle motion and a significant improvement on conventional low profile carbon fiber feet. It also incorporates a full-effective toe length and new 'reverse tapered' technology, allowing for greater dorsi-flexion.

The well-designed and lightweight anatomical foot cover features a steady-grip sole for barefoot stability on wet or slick surfaces and a sandal-clamping toe for a range of footwear including flipflops.

Össur recommends using Pro-Flex LP in conjunction with the sleeveless vacuum suspension system Unity, which adds minimal weight and no extra build height, and does not interfere with Pro-Flex LP dynamics. Unity is designed to provide secure suspension in combination with Iceross Seal-In® technology, while stabilizing volume fluctuations and maintaining comfortable socket fit throughout the day.



User information	
Amputation Level:	Transfemoral and Transtibial
Impact Level:	Low to High
Maximum Patient Weight:	166 kg (365 lbs)

SPLIT TOE SANDAL TOE WEATHERPROOF

Foot information	
Categories:	1-9
Size:	22-30
Weight of Foot: (Size 27)	646 g (1,42 lbs) w/ Foot Cover and Sock
Build Height: (Size 27)	73 mm (2,7/8") w/ Male Pyramid and Foot Cover
Heel Height:	10 mm (3/8")
Adapter Options:	Male Pyramid

Unity System Information	
Maximum Vacuum:	-23inHg (-600mmHg)
Normal Operating Pressure:	-16-20 inHg
Added System Weight:	75 g (0,17 lbs) w/ Pump, Socket Valve and Tube

PRO-FLEX® LP

ORDERING INFORMATION

FOR COMPLETE FOOT

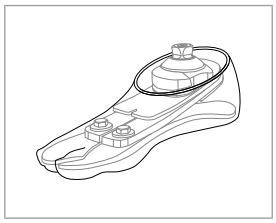

Please select the appropriate Unity Pump Module kit according to foot module size when placing an order and Unity will come preassembled on the foot. For extra convenience and system compatibility, Unity Valve Kits are highly recommended as a means of connecting to the socket.

For liner selection charts and item numbers please refer to the appropriate Iceross Seal-In page.

FOR COMPLETE FOOT WITH UNITY

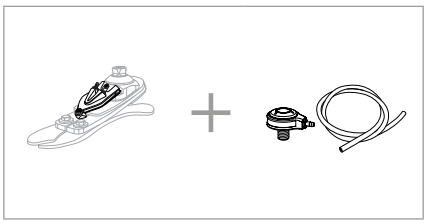

CATEGORY SELECTION CHART

Weight kg	45-52	53-59	60-68	69-77	78-88	89-100	101-116	117-130	131-147	148-166
Weight lbs	99-115	116-130	131-150	151-170	171-194	195-220	221-256	257-287	288-324	325-365
Low Impact Category										
Sizes 22-24	1	1	2	3	4	5	N/A	N/A	N/A	N/A
Sizes 25-27	1	1	2	3	4	5	6	7	8	9
Sizes 28-30	3	3	3	3	4	5	6	7	8	9
Moderate Impact Category										
Sizes 22-24	1	2	3	4	5	N/A	N/A	N/A	N/A	N/A
Sizes 25-27	1	2	3	4	5	6	7	8	9	N/A
Sizes 28-30	3	3	3	4	5	6	7	8	9	N/A
High Impact Category										
Sizes 22-24	2	3	4	5	N/A	N/A	N/A	N/A	N/A	N/A
Sizes 25-27	2	3	4	5	6	7	8	9	N/A	N/A
Sizes 28-30	3	3	4	5	6	7	8	9	N/A	N/A

PRO-FLEX® LP

CLEARANCE

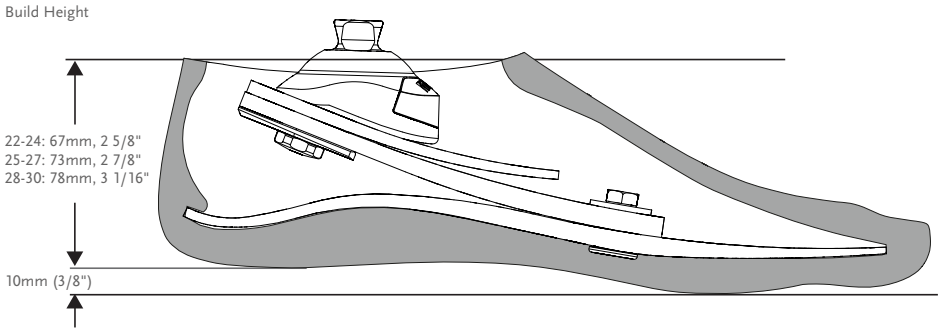

*Note: Pro-Flex LP with Unity has the same build height as Pro-Flex LP.

KITS

PRO-FLEX LP WITH MALE PYRAMID

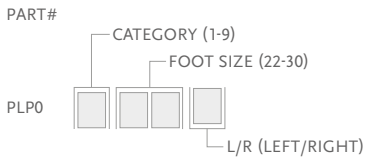

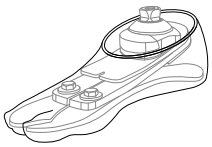

Includes:
- Foot Module
- Removable Foot Cover* with a black Spectra Sock

*For Pro-Flex LP with brown foot cover add a "BR" suffix to the part#.

FOOT KITS WITH UNITY

PRO-FLEX LP WITH MALE PYRAMID AND UNITY PUMP

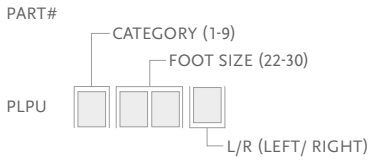

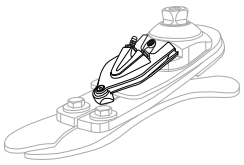

Includes:
- Foot Module
- Removable Foot Cover* with a black Spectra Sock
- Unity Pump

*For Pro-Flex LP with brown foot cover add a "BR" suffix to the part#
Note: Unity pump will come preassembled on the foot. Valve kit needs to be ordered separately.

PRO-FLEX® LP

UNITY

UNITY KITS

Picture	Part#	Description	Applicable Foot Kits
1	UPL0024	PLP Unity Pump S22-24	Pro-Flex LP Size 22-24
1	UPL0030	PLP Unity Pump S25-27/Cat 1-5	Pro-Flex LP Size 25-27, Cat 1-5
1	UPL0930	PLP Unity Pump S25-27/Cat 6-9 & S28-30 /all categories	Pro-Flex LP Size 25-27, Cat 6-9 & Size 28-30 all categories
2	UTT0001	Unity TT Valve Kit	All
3	UTF0001	Unity TF Valve Kit	All
4	UTF0006	Unity TF Tube Kit	All
5	L-5446XX	Icelock 544 Kit Unity	All


1.


2.


3.


4.

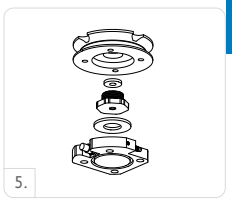
5.

UNITY SPARE COMPONENTS

Part#	Description
UPL00021	Unity PLP Components 22-24
UPL00022	Unity PLP Components 25-27 cat.1-5
UPL00023	Unity PLP Components 25-27 cat.6-9 & 28-30

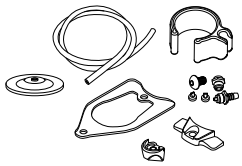

Includes:

- Bumper
- Spring Blade
- Membrane
- Mounting Piece
- Screws
- Tube
- Clamp
- Check Valves
- Unity Outlet Port
- Unity Inlet Port

COSMETIC FINISHING

FOOT COVER KIT, BEIGE AND BROWN*

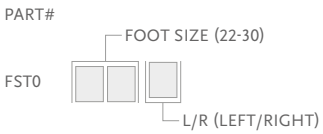



Includes:

- Foot Cover*
- Foot Cover Attachment
- Black Spectra Sock

*For brown foot cover please add a "BR" suffix to the part number.

PRO-FLEX® LP

COSMETIC FINISHING

FLEX-FOOT SOCKS

Used to cover the composite foot module to protect the foot and eliminate noise between foot module and foot shell.

Part#	Description	Size	Color
FCX63022	FF Sock Small 1 pc	22-25	Black
FCX63025	FF Sock Large 1 pc	26-30	Black
FCX63022-15	FF Sock Small 15 pcs	22-25	Black
FCX63026-15	FF Sock Large 15 pcs	26-30	Black



PRO-FLEX® LP TORSION

UNITY® COMPATIBLE



This compact energy-storing foot offers rotational shock absorption designed to reduce shear forces on the residual limb. The torsion module is combined with the Pro-Flex LP foot module, delivering a level of ankle power, energy return, and overall dynamics, which have often eluded people with longer residual limbs. Pro-Flex LP Torsion has been specially designed to deliver these benefits, in addition to providing smooth rollover. The torsion-shock unit compensates for physiological rotation and vertical shock absorption of lost joints, delivering more comfort for the end user, and less stress on the residual limb.

The Pro-Flex LP Torsion offers a high degree of ankle motion; a significant improvement in relation to conventional low-profile carbon fiber feet. It incorporates a effective full-length toe, and new 'reverse tapered' technology, allowing for greater dorsi-flexion.

Less load and increased range of motion means that amputees with a longer limb can enjoy greater comfort in a wide range of activities. The well-designed and lightweight anatomical foot cover features a steady-grip sole for barefoot stability on wet or slick surfaces, and a sandal-clamping toe for a range of footwear including flip flops.

Össur recommends using the Pro-Flex LP Torsion together with the Unity sleeveless vacuum suspension system. This adds minimal weight, no extra build height, and does not interfere with the Pro-Flex LP Torsion dynamics. Unity is designed to provide secure suspension in combination with Iceross Seal-In® technology, while stabilizing volume fluctuations and maintaining comfortable socket fit throughout the day.



User information	
Amputation Level:	Transfemoral and Transtibial
Impact Level:	Low to High
Maximum Patient Weight:	147 kg (324 lbs)


ACTIVE TIBIAL PROGRESSION


VERTICAL SHOCK PYLON


ROTATION


SPLIT TOE


SANDAL TOE


WEATHERPROOF

Foot information	
Categories:	1-8
Size:	22-30
Weight of Foot: (Size 27)	960 g / 2.11 lbs w/ Foot Cover and Sock
Build Height: (Size 27)	147 mm / 5 25/32" w/ Male Pyramid and Foot Cover
Heel Height:	10 mm (3/8")
Adapter Options:	Male Pyramid

Unity System Information	
Maximum Vacuum:	-23inHg (-600mmHg)
Normal Operating Pressure:	-16-20 inHg
Added System Weight:	75 g (0,17 lbs) w/ Pump, Socket Valve and Tube

PRO-FLEX® LP TORSION

ORDERING INFORMATION

FOR COMPLETE FOOT

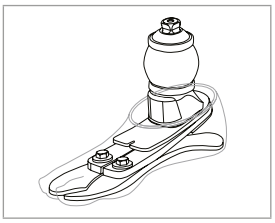

Please select the appropriate Unity Pump Module kit according to foot module size when placing an order and Unity will come preassembled on the foot. For extra convenience and system compatibility, Unity Valve Kits are highly recommended as a means of connecting to the socket.

For liner selection charts and item numbers please refer to the appropriate Iceross Seal-In page.

FOR COMPLETE FOOT WITH UNITY

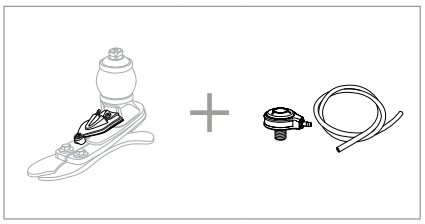

CATEGORY SELECTION CHART

Weight kg	45-52	53-59	60-68	69-77	78-88	89-100	101-116	117-130	131-147
Weight lbs	99-115	116-130	131-150	151-170	171-194	195-220	221-256	257-287	288-324
Low Impact Category									
Size 22-24	1	1	2	3	4	5	N/A	N/A	N/A
Size 25-27	1	1	2	3	4	5	6	7	8
Size 28-30	3	3	3	3	4	5	6	7	8
Moderate Impact Category									
Size 22-24	1	2	3	4	5	N/A	N/A	N/A	N/A
Size 25-27	1	2	3	4	5	6	7	8	N/A
Size 28-30	3	3	3	4	5	6	7	8	N/A
High Impact Category									
Size 22-24	2	3	4	5	N/A	N/A	N/A	N/A	N/A
Size 25-27	2	3	4	5	6	7	8	N/A	N/A
Size 28-30	3	3	4	5	6	7	8	N/A	N/A

PRO-FLEX® LP TORSION

CLEARANCE

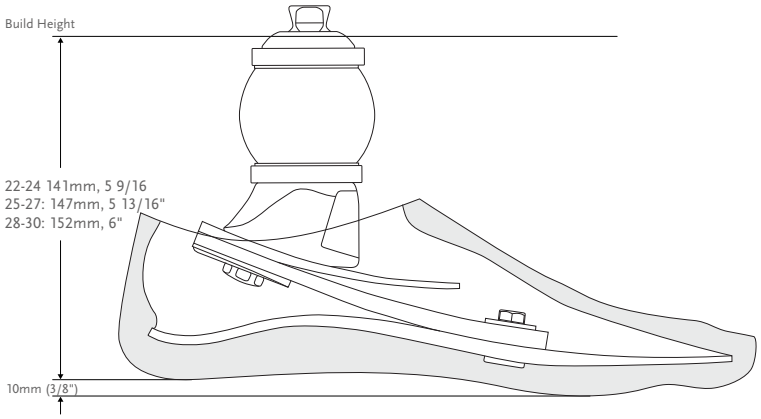

*Note: Pro-Flex LP Torsion with Unity has the same build height as Pro-Flex LP Torsion.

KITS

PRO-FLEX LP TORSION WITH MALE PYRAMID

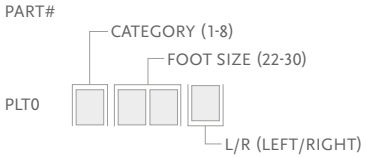

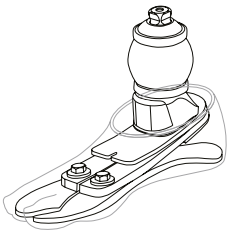

Includes:
- Foot Module
- Removable Foot Cover* with a black Spectra Sock

*For Pro-Flex LP Torsion with brown foot cover add a "BR" suffix to the part#.

FOOT KITS WITH UNITY

PRO-FLEX LP TORSION WITH MALE PYRAMID AND UNITY PUMP

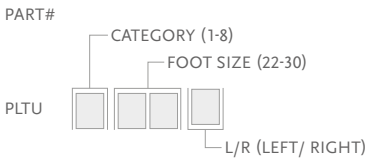



Includes:
- Foot Module
- Removable Foot Cover* with a black Spectra Sock
- Unity Pump

*For Pro-Flex LP with brown foot cover add a "BR" suffix to the part#.
Note: Unity pump will come preassembled on the foot. Valve kit needs to be ordered separately.

PRO-FLEX® LP TORSION

UNITY

UNITY KITS

Picture	Part#	Description	Applicable Foot Kits
1	UPL0024	PLP Unity Pump S22-24	Pro-Flex LP Torsion 22-24
1	UPL0030	PLP Unity Pump S25-27 cat.1-5	Pro-Flex LP Torsion 25-27 cat.1-5
1	UPL0930	PLP Unity Pump S25-27 Cat 6-9 & S28-30 (All categories)	Pro-Flex LP Torsion 25-27 Cat 6-9 & 28-30 (All categories)
2	UTT0001	Unity TT Valve Kit	All
3	UTF0001	Unity TF Valve Kit	All
4	UTF0006	Unity TF Tube Kit	All
5	L-5446XX	Icelock 544 Kit	All


1.


2.


3.

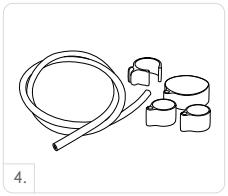
4.

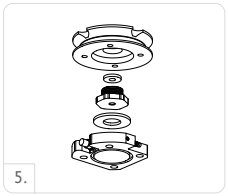
5.

UNITY SPARE COMPONENTS

Part#	Description
UPL00021	Unity PLP Components 22-24
UPL00022	Unity PLP Components 25-27 cat.1-5
UPL00023	Unity PLP Components 25-27 cat.6-9 & 28-30

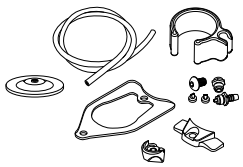

Includes:

- Bumper
- Spring Blade
- Membrane
- Mounting Piece
- Screws
- Tube
- Clamp
- Check Valves
- Unity Outlet Port
- Unity Inlet Port

PRO-FLEX® LP TORSION

COSMETIC FINISHING

FOOT COVER KIT, BEIGE AND BROWN*

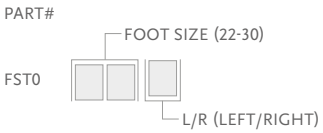



Includes:
- Foot Cover*
- Foot Cover Attachment
- Black Spectra Sock

*For brown foot cover please add a "BR" suffix to the part number.

FLEX-FOOT SOCKS

Used to cover the composite foot module to protect the foot and eliminate noise between foot module and foot shell.

Part#	Description	Size	Color
FCX63022	FF Sock Small 1 pc	22-25	Black
FCX63025	FF Sock Large 1 pc	26-30	Black
FCX63022-15	FF Sock Small 15 pcs	22-25	Black
FCX63026-15	FF Sock Large 15 pcs	26-30	Black



PRO-FLEX® LP ALIGN

Pro-Flex LP Align combines functionality, comfort and aesthetic design. It allows users the freedom to choose footwear that best suits their activities, without having to compromise alignment, posture, dynamics or functionality. The heel height adjustment feature is quick and easy to use.

The lightweight anatomical foot cover features a steady-grip sole for barefoot stability on wet or slick surfaces and a sandal toe to accommodate a range of footwear. The spaced sandal toe easily clamps onto sandals and flip-flops held by the toe.



User information	
Amputation Level:	Transfemoral and Transtibial
Impact Level:	Low to Moderate
Maximum Patient Weight:	116 kg / 256 lbs (Low Impact) 100 kg / 220 lbs (Moderate Impact)

SANDAL TOE

HEEL HEIGHT ADJUSTABILITY

ANATOMICAL FOOT

SPLIT TOE

WEATHERPROOF

Foot information	
Categories:	1-6
Size:	22-28
Weight of Foot: (Size 24/27)	703 g/866 g (1.55lbs/1.91lbs) w/ Foot Cover and Sock
Build Height: (Size 24/27)	116 mm/121 mm (4 9/16"/4 49/64") w/ Foot Cover and Sock
Heel Height:	Up to 7 cm (2.76")
Adapter Options:	Male Pyramid

ORDERING INFORMATION FOR COMPLETE FOOT

SELECTION CHART FOR PRODUCT VARIANTS

Category	1	2	3	4	5	6
Size 22	FSF Foot Cover Calf Cosmesis					N/A
Size 23						N/A
Size 24						N/A
Size 25						
Size 26						
Size 27	FST Foot Cover No Calf Cosmesis					
Size 28	N/A	N/A				

PRO-FLEX® LP ALIGN

CATEGORY SELECTION CHART

Weight kg	45-52	53-59	60-68	69-77	78-88	89-100	101-116
Weight lbs	99-115	116-130	131-150	151-170	171-194	195-220	221-256
Low Impact Category							
Size 22-24	1	1	2	3	4	5	N/A
Size 25-27	1	1	2	3	4	5	6
Size 28	3	3	3	3	4	5	6
Moderate Impact Category							
Size 22-24	1	2	3	4	5	N/A	N/A
Size 25-27	1	2	3	4	5	6	N/A
Size 28	3	3	3	4	5	6	N/A

CLEARANCE

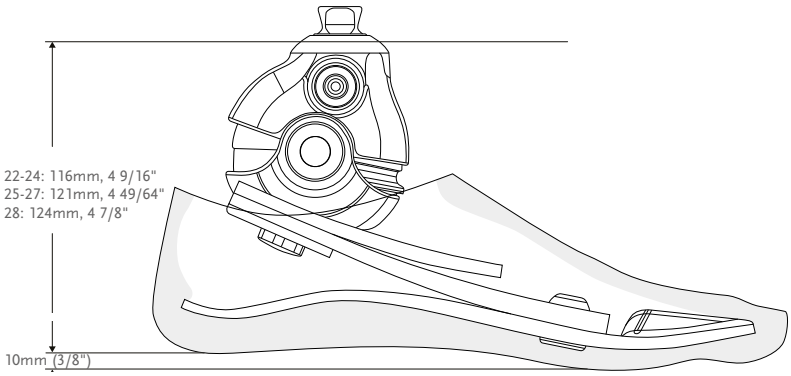

KITS

PRO-FLEX LP ALIGN WITH MALE PYRAMID

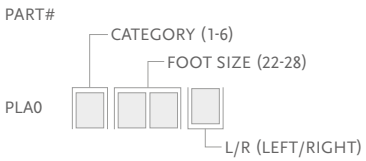

Includes:
- Foot Module
- Removable Foot Cover* with a black Spectra Sock

*For Pro-Flex LP Align with brown foot cover add a "BR" suffix to the part number.

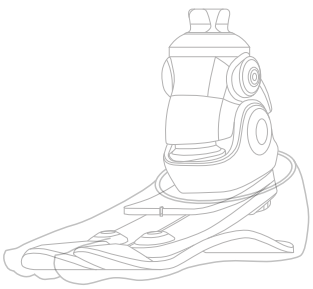

PRO-FLEX® LP ALIGN

REPLACEMENT PARTS

Please refer to “Selection Chart for Product Variants” table for selection of foot covers

FSF - FOOT COVER KIT, BEIGE AND BROWN

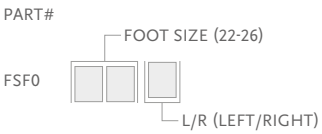



Includes:
- Foot Cover
- Black Spectra Sock

FST - FOOT COVER KIT, BEIGE AND BROWN

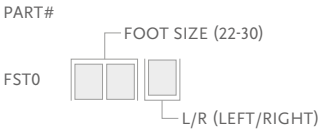



Includes:
- Foot Cover
- Foot Cover Attachment
- Black Spectra Sock

Note: For brown foot cover, please add a “BR” suffix to the part number.

SPECTRA SOCKS

Used to cover the composite foot module to foot cover the foot and eliminate noise between foot module and foot shell.

Part#	Description	Size	Color
FCX63022	FF Sock Small 1 pc	22-25	Black
FCX63025	FF Sock Large 1 pc	26-30	Black
FCX63022-15	FF Sock Small 15 pcs	22-25	Black
FCX63026-15	FF Sock Large 15 pcs	26-30	Black



SPACER KIT

Part#	Size	Category
PLA50005	22-24	1-5
PLA50007	25-27	1-6
	28	3-6



Includes:
- Anterior Spacer
- Anterior Spacer Wedge
- Posterior Spacer
- Wedge - tool to assist replacing Spacer

CALF COSMESIS SELECTION CHART

Category	1	2	3	4	5	6
Size 22	Calf Cosmesis					N/A
Size 23						N/A
Size 24						N/A
Size 25						
Size 26						
Size 27	N/A	N/A	N/A	N/A	N/A	N/A
Size 28	N/A	N/A	N/A	N/A	N/A	N/A



CALF COSMESIS

Part#	Size
LSF024Nz	22-24 z=L/R
LSF026Nz	25-26 z=L/R

Note: For brown calf cosmesis, please add a “BR” suffix to the part number.

VARI-FLEX®

UNITY® COMPATIBLE



The Vari-Flex provides an exclusive combination of comfort and dynamics. The Vari-Flex is light-weight, easy to assemble and has a slender profile which makes it easy to cosmetically cover.

Unity for Vari-Flex is an ultra lightweight foot and elevated vacuum suspension system designed to stabilize volume fluctuations and improve socket fit. For the moderately to high active user who prefers a simple, robust and lightweight prosthesis, Unity for Vari-Flex and Seal-In technology combined provide secure suspension, volume management and great foot dynamics without the restricting effect of an external suspension sleeve.



User Information	
Amputation Level:	Transfemoral and Transtibial
Impact Level:	Low to High
Maximum Patient Weight:	166kg (365lbs)



FULL LENGTH TOE LEVER



ACTIVE TIBIAL PROGRESSION



SPLIT TOE



WEATHERPROOF*



WATERPROOF*

* Waterproof when used with carbonfibre tube. Weatherproof when used with pyramid.

Foot information	
Categories:	Sizes 22-24; Cat. 1-6 Sizes 25-30; Cat. 1-9
Sizes:	22-30
Weight of Foot: (Size 27)	594g (21oz) w/ Pyramid and Foot Cover
Build Height: (Size 27)	170mm (6 3/4") w/ Pyramid and Foot Cover
Heel Height:	10mm and 19mm (3/8" and 3/4")
Adapter Options:	Male Pyramid, Carbon Fibor Tube

Unity System Information	
Maximum Vacuum:	-23inHg (-600mmHg)
Normal Operating Pressure:	-16-20 inHg
Added System Weight:	130g w/ Pump, Socket Valve and Tube

VARI-FLEX®

ORDERING INFORMATION

FOR COMPLETE FOOT WITH MALE PYRAMID

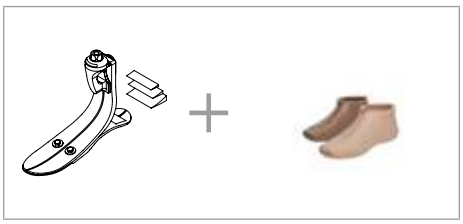

FOR COMPLETE FOOT WITH CARBON FIBER TUBE

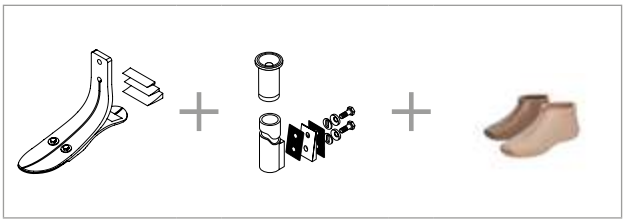

Unity can be ordered with Vari-Flex. Please select the appropriate Unity Pump Module kit according to foot module size when placing an order and Unity will come preassembled on the foot. For extra convenience and system compatibility, Unity Valve Kits are highly recommended as a means of connecting to the socket.

For liner selection and item numbers please refer to Iceross Seal-In V and Seal-In® X TF pages.

FOR COMPLETE FOOT WITH UNITY

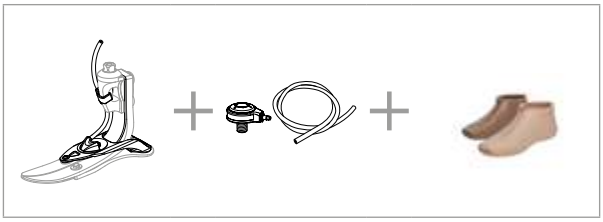

CATEGORY SELECTION CHART

Weight kg	45-52	53-59	60-68	69-77	78-88	89-100	101-116	117-130	131-147	148-166
Weight lbs	99-115	116-130	131-150	151-170	171-194	195-221	222-256	257-287	288-324	325-365
Low Impact Level	1	1	2	3	4	5	6	7	8	9
Moderate Impact Level	1	2	3	4	5	6	7	8	9	N/A
High Impact Level	2	3	4	5	6	7	8	9	N/A	N/A

VARI-FLEX®

CLEARANCE

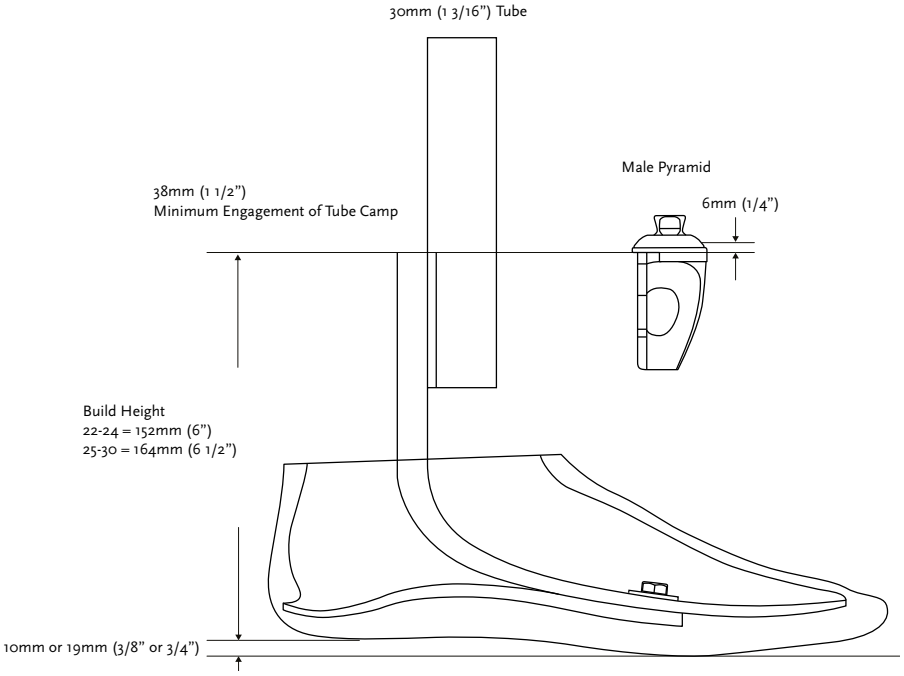

CLEARANCE WITH UNITY

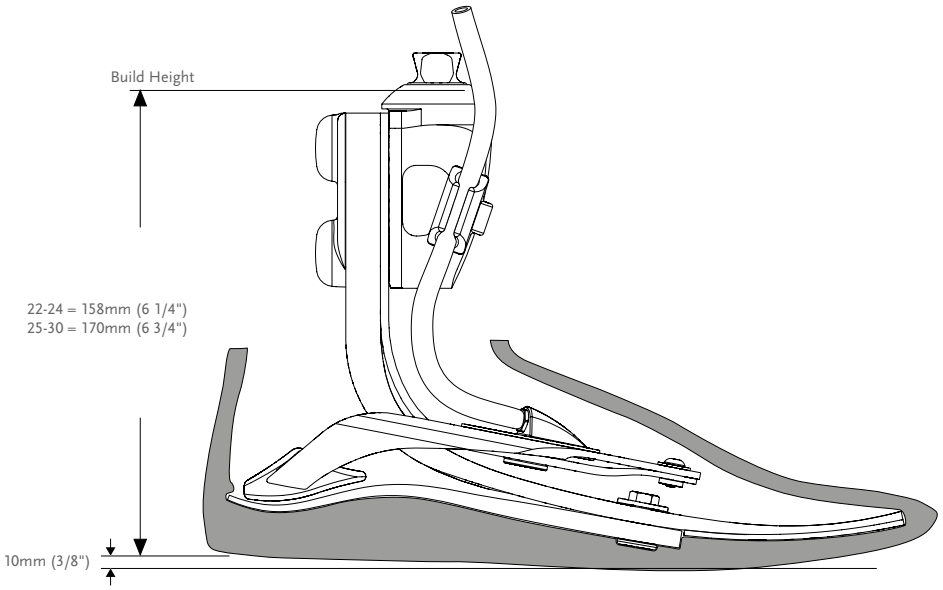

VARI-FLEX®

KITS

VARI-FLEX MALE PYRAMID OPTION

PART#
VFPE [ ][ ][ ][0]
- CATEGORY (1-9)
- FOOT SIZE (22-30)
- 10 MM (3/8") HEEL HEIGHT

PART#
VFPE [ ][ ][ ][2]
- CATEGORY (1-9)
- FOOT SIZE (22-30)
- 19 MM (3/4") HEEL HEIGHT

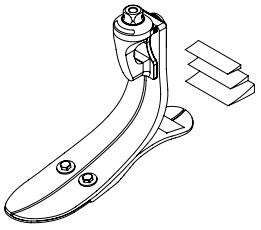

Note: Solid toe, low and high heel are special orders.

VARI-FLEX WITHOUT ADAPTER

PART#
VFXE [ ][ ][ ][0]
- CATEGORY (1-9)
- FOOT SIZE (22-30)
- 10 MM (3/8") HEEL HEIGHT

PART#
VFXE [ ][ ][ ][2]
- CATEGORY (1-9)
- FOOT SIZE (22-30)
- 19 MM (3/4") HEEL HEIGHT

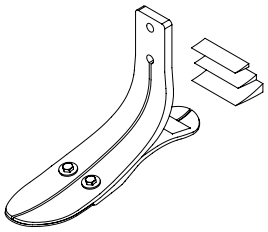

Note: Solid toe, low and high heel are special orders.

VARI-FLEX®

MALE ADAPTERS

BOLT-ON MALE PYRAMID ADAPTER

Select according to category of foot module being utilized.

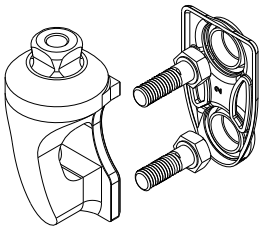

Part#	Cat.	Weight	
FFC2210001	1-6	175g	6.2oz
FFC2210002	7-9	205g	7.2oz

Includes:
- Pyramid
- Hardware (M8 or M10 bolts)
- Plastic Bolt Cap
- Loctite

ATTACHMENT BOLTS FOR PYRAMID

Part#	Cat.	Size	Length	
CM130234	1-6	M8	35mm	1 3/8"
CM130223	7-8	M10	35mm	1 3/8"

QUICK-ALIGN™ ADAPTER FOR VARI-FLEX

Manually adjustable heel height adapter that provides 8°of flexion, which translates to 30mm heel height range with a size 25 foot.

Heel height changes are easily made by the user, with an unlock button to enable adjustments and a lock button to fix the position again.

With New Foot Module, Part#	Cat.	Weight	
QAP12551	1-4	384g	13.5oz
QAP12552	5-6	384g	13.5oz
QAP12553	7	384g	13.5oz
Retrofit Kit for Existing Foot Module, Part#	**Cat.**	**Weight**	
QAP12501	1-4	384g	13.5oz
QAP12502	5-6	384g	13.5oz
QAP12503	7	384g	13.5oz

Includes:
- Hardware(M8 and M10 bolts)
- Washers
- Plastic bolt cap

VARI-FLEX®

TUBE KITS

30MM (1 3/16") CARBON FIBER TUBE KIT

Choose according to size and category of the foot module utilized.

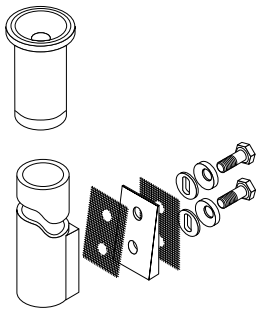

Part#	Cat.	Size	Length		Hole Spacing		Weight	
VFX00003	1-6	22-30	229mm	9"	38mm	1 1/2"	216g	7.3oz
VFX00004	7-9	22-30	229mm	9"	38mm	1 1/2"	275g	9.7oz
VFX00006	1-6	22-30	381mm	15"	38mm	1 1/2"	293g	10.3oz
VFX00007	7-9	22-30	381mm	15"	38mm	1 1/2"	369g	13oz

Includes:
- Alignment Wedges
- Tube
- Spherical Washers
- Attachment Bolts and Hardware (5/16" UNF)
- Friction Pads
- Tube Insert (Cat.7-9)

TUBE INSERT FOR CATEGORY 7-9; 30MM (1 3/16")

Tube inserts provide the structural integrity necessary for higher category tubes.

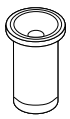

Part#	Diameter		Weight	
A-718009	30mm	1 3/16"	18g	0.63oz

ALIGNMENT WEDGES FOR TUBE KIT (2 DEGREES AND 4 DEGREES)

Placed between the pylon and foot module, alignment wedges allow for plantarflexion and dorsiflexion of the foot without the use of modular components.

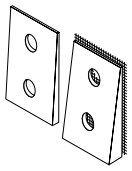

Part#	Cat.
CM150041	1-6
CM150042	7-9

Includes:
- Wedges
- Friction Pad
- Loctite

ATTACHMENT BOLTS FOR 30MM (1 3/16") TUBE

Part#	Cat.	Size	Length
CM130219	1-6	5/16" x 24	1 3/4"
CM130213	7-9	3/8" x 24	1 3/4"

VARI-FLEX®

COMPONENTS

HEEL WEDGE KIT

For adjustment of heel stiffness and roll-over characteristics.

Part#	Foot Size
CM150006	22-27
CM150009	28-30

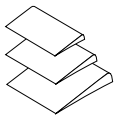

Includes:
- 3 Wedges
- Adhesive

HEEL DIVIDER

Heel dividers act to separate the edges of a split heel to reduce wear and noise between the composite elements.

Part#	Description
CM140003	Heel Divider

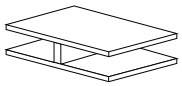

LOCTITE 410 BLACK

Part#	Description
CM160016	Loctite 410 black

TOOLS

KIT TEMPORARY SLOTTED WEDGE, CAT 1-9

Use for initial dynamic alignment of the prosthesis. These wedges are removed and replaced with definitive alignment wedges.

Part#	Cat.
CM100204	ALL

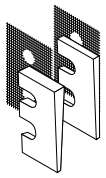

30MM (1 3/16") ALIGNMENT FITTING TOOL KIT

Used in conjunction with pre-cut carbon or Aluminum pylons to establish height of the prosthesis and alignment. Once height and alignment are established, the fixture can be replaced with a standard Flex-Foot® carbon fiber tube.

Part#	Cat.
VFX00008	ALL

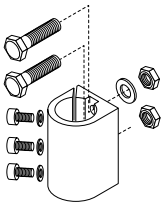

Includes:
- Attachment Hardware
- Alignment Tool

Note: Alignment tool is solely meant for alignment purposes not definitive use.

VARI-FLEX®

FOOT KITS WITH UNITY

VARI-FLEX WITH MALE PYRAMID AND UNITY PUMP

PART#
- CATEGORY (1-9)
- FOOT SIZE (22-30)

VFPU [ ][ ][ ][0]
- 10 MM (3/8") HEEL HEIGHT

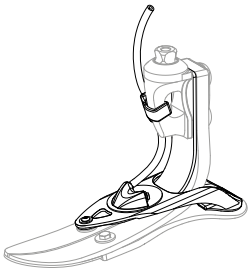

Includes:
- Foot Module
- Unity Pump

Note: Unity pump will come preassembled on the foot. Valve kit needs to be ordered separately.

UNITY

UNITY KITS

Picture	Part#	Description	Applicable Foot Kits
1	UVF0024	Unity Pump Module VFX 22-24	Vari-Flex Std Size 22-24
1	UVF0027	Unity Pump Module VFX 25-27	Vari-Flex Std Size 25-27
1	UVF0030	Unity Pump Module VFX 28-30	Vari-Flex Std Size 28-30
2	UTT0001	Unity TT Valve Kit	All
3	UTF0001	Unity TF Valve Kit	All
4	UTF0006	Unity TF Tube Kit	All
5	L-5446XX	Icelock 544 Kit Unity	All

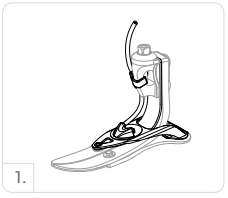
1.


2.


3.

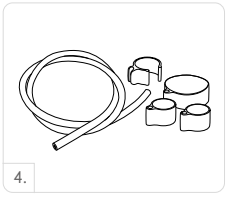
4.

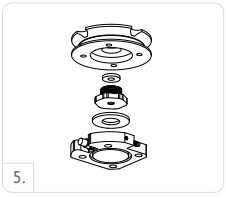
5.

UNITY SPARE COMPONENTS

Part#	Description
UVF00021	Unity VF Components, 22-24
UVF00022	Unity VF Components, 25-30



Includes:
- Membrane
- Check valves
- Barb fittings
- Tube
- Tube fastener
- Heel pad

VARI-FLEX®

COSMETIC FINISHING

FOOT COVER KIT, BEIGE AND BROWN*

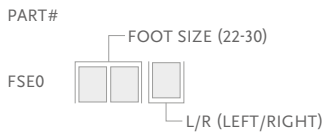



Includes:
- Foot Cover
- Flex-Foot Sock
- Foot Cover Attachment

*Please specify when ordering brown covers, add "BR" to the end of the part number.

FLEX-FOOT SOCKS

Used to cover the composite foot module to protect the foot and eliminate noise between foot module and foot shell.



Part#	Description	Size	Color
FSEL60001	Black Sock Small 1 pc	22-25	Black
FSEL60002	Black Sock Large 1 pc	26-30	Black
FSEL60001-15	Black Sock Small 15 pc	22-25	Black
FSEL60002-15	Black Sock Large 15 pc	26-30	Black

VARI-FLEX®

DIAGRAM

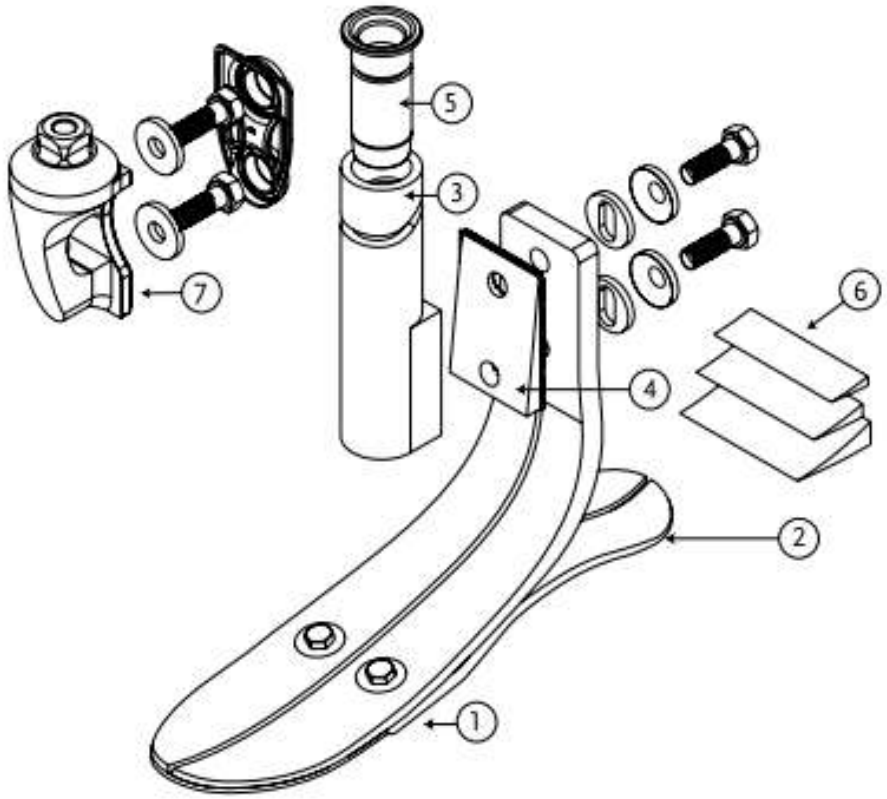

	Description
1.	Foot Module
2.	Heel
3.	30mm Carbon Fiber Tube Kit
4.	Alignment Wedges For Tube Kit
5.	Tube Insert
6.	Heel Wedge
7.	Bolt-On Male Pyramid Adapter

LP VARI-FLEX®

UNITY® COMPATIBLE

The LP Vari-Flex is designed for users with long residual limbs that do not have enough clearance for the Vari-Flex.

Unity for LP Vari-Flex is a sleeveless vacuum suspension system designed to stabilize volume fluctuations and maintain comfortable socket fit throughout the day. For the moderately to high active user with limited build height clearance, Unity for LP Vari-Flex and Seal-In technology combined provide secure suspension, volume management and great foot dynamics without the restricting effect of an external suspension sleeve. Unity adds minimal weight to the prosthesis and does not interfere with the foot module dynamics.



User Information	
Amputation Level:	Transfemoral and Transtibial
Impact Level:	Low to High
Maximum Patient Weight:	166 kg (365 lbs)

FULL LENGTH TOE LEVER

SPLIT TOE

WEATHERPROOF

Foot Information	
Categories:	Size 22-24; Cat. 1-5 / Size 25-30; Cat. 1-9
Size:	22-30
Weight of Foot: (Size 27)	574 g (20.3 oz) w/ Pyramid and Foot Cover
Build Height: (Size 27)	68 mm (2 11/16") w/ Pyramid and Foot Cover
Heel Height:	10 mm (3/8")
Adapter Options:	Male Pyramid or Lamination Adapter

Unity System Information	
Maximum Vacuum:	-23inHg (-600mmHg)
Normal Operating Pressure:	-16-20 inHg
Added System Weight:	130 g w/ Pump, Socket Valve and Tube

LP VARI-FLEX®

ORDERING INFORMATION

FOR COMPLETE FOOT WITH MALE PYRAMID



FOR COMPLETE FOOT WITHOUT ADAPTER



Unity can be ordered with LP Vari-Flex in the male pyramid, standard heel height configuration. Please select the appropriate Unity Pump Module kit according to foot module size when placing an order and Unity will come preassembled on the foot. For extra convenience and system compatibility, Unity Valve Kits are highly recommended as a means of connecting to the socket.

For liner selection charts and item numbers please refer to the appropriate Iceross Seal-In page.

FOR COMPLETE FOOT WITH UNITY

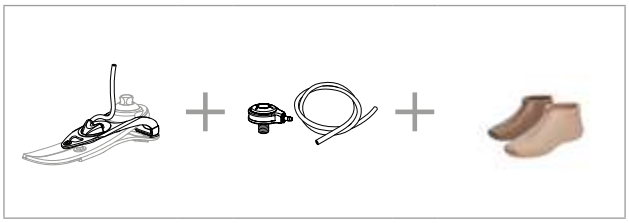

CATEGORY SELECTION CHART

Weight kg	45-52	53-59	60-68	69-77	78-88	89-100	101-116	117-130	131-147	148-166
Weight lbs	99-115	116-130	131-150	151-170	171-194	195-221	222-256	257-287	288-324	325-365
Low Impact Level	1	1	2	3	4	5	6	7	8	9
Moderate Impact Level	1	2	3	4	5	6	7	8	9	N/A
High Impact Level	2	3	4	5	6	7	8	9	N/A	N/A

CLEARANCE

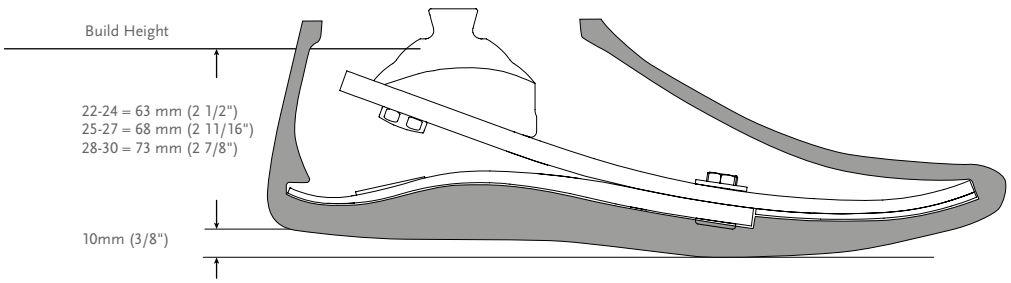

*Note: LP Vari-Flex with Unity has the same build height as LP Vari-Flex.

LP VARI-FLEX®

KITS

LP VARI-FLEX MALE PYRAMID OPTION

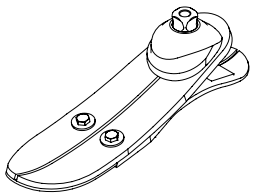

PART#

VLPE [ ][ ][ ][0]

- CATEGORY (1-9)
- FOOT SIZE (22-30)
- 10 MM (3/8") HEEL HEIGHT

LP VARI-FLEX WITHOUT ADAPTER

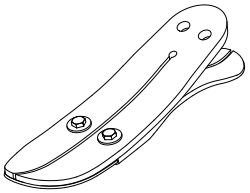

PART#

VLXE [ ][ ][ ][0]

- CATEGORY (1-9)
- FOOT SIZE (22-30)
- 10 MM (3/8") HEEL HEIGHT

LAMINATION ADAPTER KITS

Part#	Cat.	Size
VLX00001	1-5	22-24
VLX00002	1-6	25-30
VLX00003	7-9	25-30

Includes:
- Lamination adapter
- Bolts
- Tape sealant
- Loctite

COMPONENTS

HEEL WEDGE KIT

For adjustment of heel stiffness and roll-over characteristics.



Part#	Foot Size
CM150011	22-30

Includes:
- 3 Wedges
- Adhesive

HEEL DIVIDER

Heel dividers act to separate the edges of a split heel to reduce wear and noise between the composite elements.

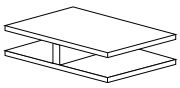

Part#	Description
CM140003	Heel Divider

LOCTITE 410 BLACK

Part#	Description
CM160016	Loctite 410 black

LP VARI-FLEX®

FOOT KITS WITH UNITY

LP VARI-FLEX WITH MALE PYRAMID AND UNITY PUMP

PART#
VLPU [ ][ ][ ][0]
- CATEGORY (1-9)
- FOOT SIZE (22-30)
- 10 MM (3/8") HEEL HEIGHT

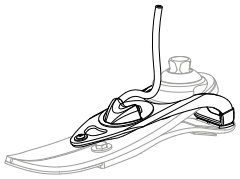

Includes:
- Foot Module
- Unity Pump

Note: Unity pump will come preassembled on the foot. Valve kit needs to be ordered separately.

UNITY

UNITY KITS

Picture	Part#	Description	Applicable Foot Kits
1	UVL0024	Unity Pump Module VLX 22-24	LP Vari-Flex Std Size 22-24
1	UVL0027	Unity Pump Module VLX 25-27	LP Vari-Flex Std Size 25-27
1	UVL0030	Unity Pump Module VLX 28-30	LP Vari-Flex Std Size 28-30
2	UTT0001	Unity TT Valve Kit	All
3	UTF0001	Unity TF Valve Kit	All
4	UTF0006	Unity TF Tube Kit	All
5	L-544611	Icelock 544 Kit Unity	All


1.


2.


3.

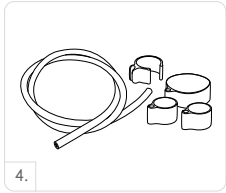
4.

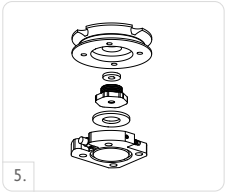
5.

UNITY SPARE COMPONENTS

Part#	Description
UVL00021	Unity VL Components, 22-24
UVL00022	Unity VL Components, 25-30

Includes:
- Membrane
- Check valves
- Barb fittings
- Tube
- Tube fastener
- Heel pad

LP VARI-FLEX®

COSMETIC FINISHING

FOOT COVER KIT, BEIGE AND BROWN*

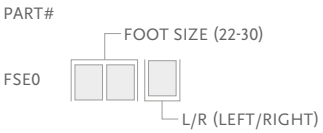



Includes:
- Foot Cover
- Flex-Foot Sock
- Foot Cover Attachment

*Please specify when ordering brown covers, add "BR" to the end of the part number.

FLEX-FOOT SOCKS

Used to cover the composite foot module to protect the foot and eliminate noise between foot module and foot shell.



Part#	Description	Size	Color
FSEL60001	Black Sock Small 1 pc	22-25	Black
FSEL60002	Black Sock Large 1 pc	26-30	Black
FSEL60001-15	Black Sock Small 15 pc	22-25	Black
FSEL60002-15	Black Sock Large 15 pc	26-30	Black

LP VARI-FLEX®

DIAGRAM

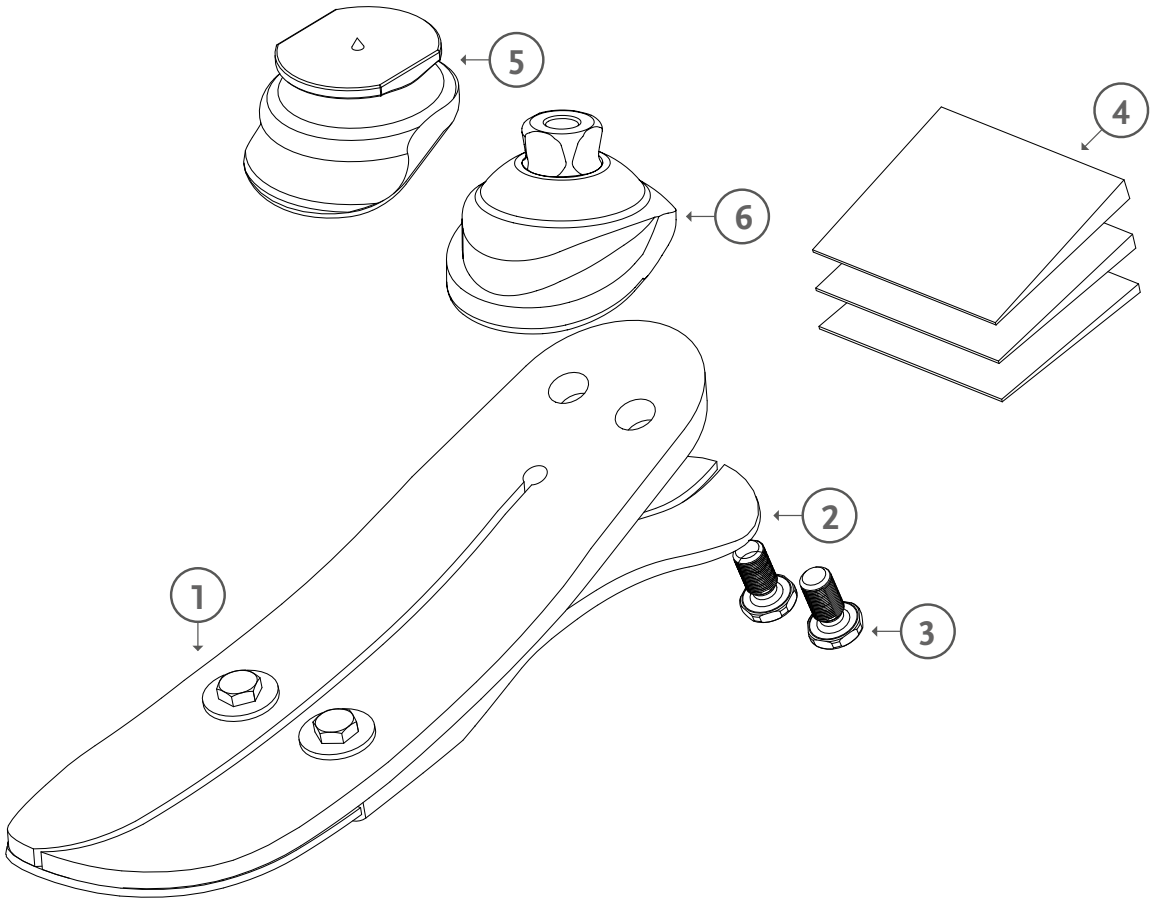

	Description
1.	Foot Module
2.	Heel
3.	Bolts
4.	Heel Wedge
5.	Lamination Adapter
6.	Male Pyramid Adapter

VARI-FLEX® MODULAR™



An extremely light-weight and durable, high energy storage and release foot. The 100% carbon fiber provides the amputees with smooth, continuous motion from heel strike to toe off.

All ages and impact levels will benefit from the energy storage and return. Durable for active individuals and extremely lightweight for those less active, there is no limit to who this foot can benefit. This foot can be custom ordered for virtually any weight limit.



User information	
Amputation Level:	Transfemoral and Transtibial
Impact Level:	Low to High
Maximum Patient Weight:	166kg (365lbs)*

*166kg (365lbs) version available for direct lamination as a custom order.



FULL LENGTH TOE LEVER



ACTIVE TIBIAL PROGRESSION



SPLIT TOE



WATERPROOF

Foot information	
Categories:	Size 22-23 ; cat 1-6 / Size 24 ; cat. 1-8 / Size 25-27 ; 1-9 / Size 28-29 ; cat. 3-9 / Size 30 ; cat 4-9
Size:	22-30
Weight of Foot: (Size 27)	779g (27.5oz) w/ Pyramid and Foot Cover
Build Height: (Size 27)	188mm (7 3/8") to 383mm (15 1/16") w/ Pyramid and Foot Cover
Heel Height:	10mm (3/8")*
Adapter Options:	Male Pyramid or T Connector

*19mm is a special order

ORDERING INFORMATION

FOR COMPLETE FOOT WITH MALE PYRAMID

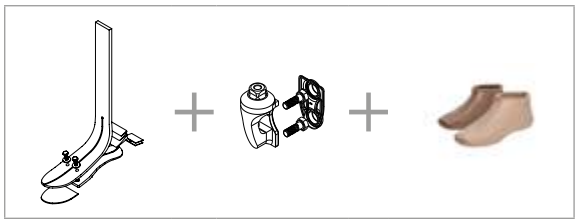

FOR COMPLETE FOOT WITH T CONNECTOR

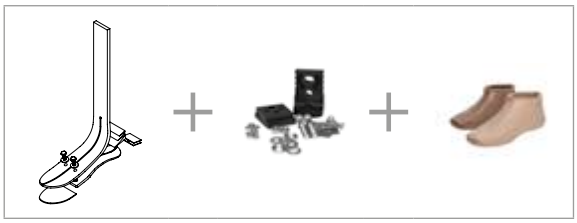

VARI-FLEX® MODULAR™

CATEGORY SELECTION CHART

Weight kg	45-52	53-59	60-68	69-77	78-88	89-100	101-116	117-130	131-147	148-166
Weight lbs	99-115	116-130	131-150	151-170	171-194	195-220	221-256	257-287	288-324	325-365
Low Impact Level	1	1	2	3	4	5	6	7	8	9
Moderate Impact Level	1	2	3	4	5	6	7	8	9	Special Order
High Impact Level	2	3	4	5	6	7	8	9	Special Order	Special Order

CLEARANCE

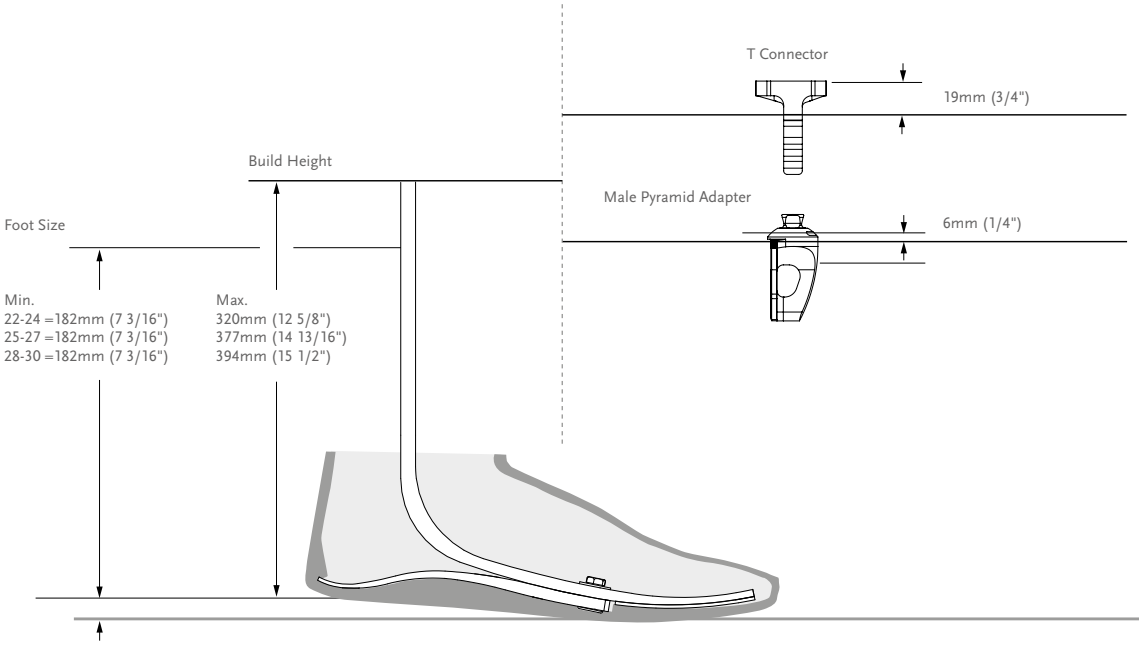

KITS

VARI-FLEX MODULAR KIT

PART#

MDXE [ ][ ][ ][0]

- CATEGORY (1-9)
- FOOT SIZE (22-30)
- 10 MM (3/8") HEEL HEIGHT

Includes:
- Foot Module
- Heel Module
- Heel Attachment Hardware
- Heel Wedges

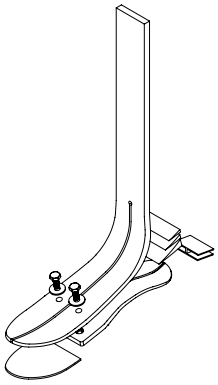

VARI-FLEX® MODULAR™

STANDARD ADAPTERS

BOLT-ON MALE PYRAMID ADAPTER

Select according to category of foot module being utilized.

Part#	Weight		Cat.
FFC2210001	175g	6.2oz	1-6
FFC2210002	205g	7.2oz	7-9

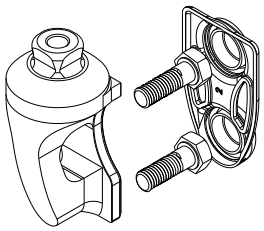

Includes:
- Pyramid
- Hardware (M8 or M10 bolts)
- Plastic Bolt Cap
- Loctite

ALUMINUM T KITS

Part#	Weight		Cat.
MDX00020	360g	12.7oz	1-6
MDX00021	360g	12.7oz	7-9



Includes:
- Aluminum T Connector
- Alignment Wedges
- Attachment Bolts
- M6 Bolts, Washers and Nuts
- Spherical and Round Washers
- Abrasive Pads Hex Nuts

ALUMINUM T CONNECTORS

Part#	Weight		Cat.
CM140326	360g	12.7oz	1-6
CM140327	360g	12.7oz	7-9



MODULAR ALIGNMENT ADAPTER

Makes fitting and aligning Vari-Flex Modular quick and easy. After cutting keel to final length, place adapter on keel. Adjust the alignment adapter to the correct height by sliding it on the blade and clamp the adapter to the foot module by tightening the screws. Adjust height as necessary for final alignment. Disconnect the foot module from the prosthesis with the adapter still clamped on to keel. Drill appropriate holes through the drill bushings.

Part#	Weight	
MDE80001	408g	14.4oz

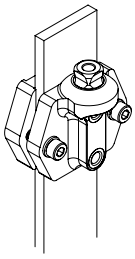

Includes:
- Aluminum Alignment Adapter
- M8 Bolts Grit

VARI-FLEX® MODULAR™

COMPONENTS

DIRECT LAMINATION KIT

Part#	Description	Cat.
MDX50007	Direct Lamination Kit	10+

Includes:
- Fiberglass Cloth
- Epoxy

BOLTS

Picture	Part#	Description	Size	Length	Cat.
1.	CM150004	Heel Fastener Hardware Kit (Bolts, Washer)	6mm (1/4")	18mm	1-6
1.	CM150005	Heel Fastener Hardware Kit (Bolts, Washer)	8mm (5/16")	18mm	7-9

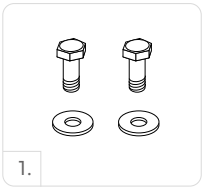

Picture	Part#	Description	Cat.
1.	CM100203	Kit Temporary Slotted Wedge	ALL
2.	CM150051	Alignment Wedges/Spacer Block Kit	1-6
2.	CM150052	Alignment Wedges/Spacer Block Kit	7-9

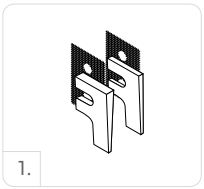

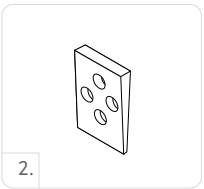

VARI-FLEX® MODULAR™

COMPONENTS

HEEL WEDGE KITS

Part#	Foot Size	Cat.
CM150006	22-27	ALL
CM150009	28-30	ALL

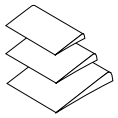

Includes:
- 3 Wedges
- Adhesive

MISCELLANEOUS

Picture	Part#	Description
1.	CM140003	Heel Divider
	CM160016	Loctite 410 black
	CM150012	Kit 3oz Potting Epoxy

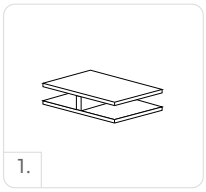

COSMETIC FINISHING

FOOT COVER KIT, BEIGE AND BROWN*

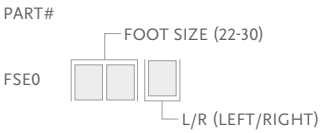



Includes:
- Foot Cover
- Flex-Foot Sock
- Foot Cover Attachment

*Please specify when ordering brown covers, add "BR" to the end of the part number.

FLEX-FOOT SOCKS

Used to cover the composite foot module to protect the foot and eliminate noise between foot module and foot shell.

Part#	Description	Size	Color
FSEL60001	Black Sock Small 1 pc	22-25	Black
FSEL60002	Black Sock Large 1 pc	26-30	Black
FSEL60001-15	Black Sock Small 15 pc	22-25	Black
FSEL60002-15	Black Sock Large 15 pc	26-30	Black



VARI-FLEX® MODULAR™

DIAGRAM

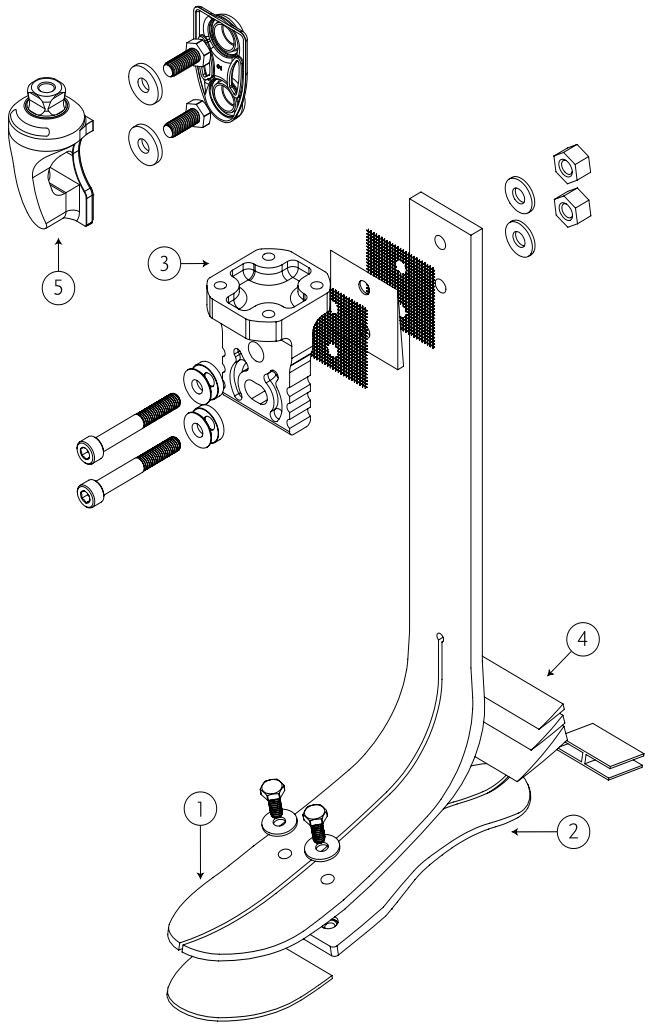

	Description
1.	Foot Module
2.	Heel
3.	T Adapter
4.	Wedge Kit
5.	Bolt-On Male Pyramid

RE-FLEX ROTATE™

UNITY® COMPATIBLE

Re-Flex Rotate is a robust, high performance foot allowing users to enjoy daily living, work and leisure with the comfort and confidence to reach their full potential.

Re-Flex Rotate fulfills the challenging requirements of active users, combining optimal shock absorption and dynamic energy return with comfort. Featuring a sleek profile and maintenance-free design, it is designed for active users requiring high performance, comfortable everyday foot.

An integrated torsion cell reduces shear and rotary forces, protecting residual limb. Shock absorption via a titanium coil spring reduces impact to the body, while enhancing both control and comfort during walking and other activities.

The Unity vacuum suspension system is available as an addition to the Re-Flex Rotate™ foot module. Unity in combination with Iceross Seal-In technology provides elevated vacuum in the socket during ambulation, without the restricting effect of an external sealing sleeve. Unity adds minimal weight to the existing prosthesis and does not interfere with the function of Re-Flex foot and shock modules.



User Information	
Amputation Level:	Transfemoral and Transtibial
Impact Level:	Low to High
Maximum Patient Weight:	147kg (324lbs)

ACTIVE TIBIAL PROGRESSION

VERTICAL SHOCK PYLON

ROTATION

WEATHERPROOF

FULL LENGTH TOE LEVER

SPLIT TOE

Foot Information	
Categories:	1-8
Sizes:	22-30
Weight of Foot: (Size 27)	1105g (39 oz) w/ Pyramid and Foot Cover
Build Height Standard: (Size 27)	216-265mm (8 4/8" - 10 7/16") w/ Male Pyramid and Foot Cover
Build Height Tall: (Size 27)	267 - 319mm (10 4/8" - 12 9/16") w/ Male Pyramid and Foot Cover
Heel Height:	10mm (3/8"), 19mm (3/4") available on special order
Adapter Options:	Male or Female Pyramid

Unity System Information	
Maximum Vacuum:	-23inHg (-600mmHg)
Normal Operating Pressure:	-16-20 inHg
Added System Weight:	130g w/ Pump, Socket Valve and Tube

RE-FLEX ROTATE™

ORDERING INFORMATION

FOR COMPLETE FOOT WITH MALE PYRAMID*



FOR COMPLETE FOOT WITH FEMALE PYRAMID*



Unity can be ordered with Re-Flex Rotate in the standard foot module height. Please select the appropriate Unity Pump Module kit according to foot module size when placing an order and Unity will come preassembled on the foot. For extra convenience and system compatibility, Unity Valve Kits are highly recommended as a means of connecting to the socket.

For liner selection and item numbers please refer to Iceross Seal-In V and Seal-In® X TF pages.

FOR COMPLETE FOOT WITH UNITY

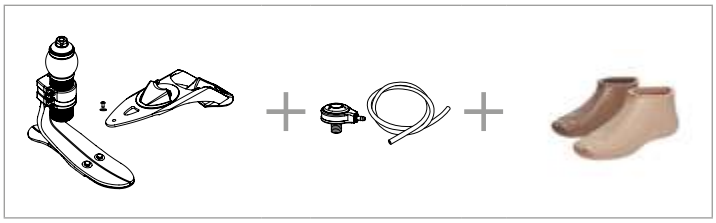

*Foot module also available in tall profile

CATEGORY SELECTION CHART

Weight kg	45-52	53-59	60-68	69-77	78-88	89-100	101-116	117-130	131-147
Weight lbs	99-115	116-130	131-150	151-170	171-194	195-220	221-256	257-287	288-324
Low Impact Category									
Size 22-24	1	1	2	3	4	5	N/A	N/A	N/A
Size 25-27	1	1	2	3	4	5	6	7	8
Size 28-30	3	3	3	3	4	5	6	7	8
Moderate Impact Category									
Size 22-24	1	2	3	4	6	N/A	N/A	N/A	N/A
Size 25-27	1	2	3	4	5	6	7	8	N/A
Size 28-30	3	3	3	4	5	6	7	8	N/A
High Impact Category									
Size 22-24	2	3	4	5	N/A	N/A	N/A	N/A	N/A
Size 25-27	2	3	4	5	6	7	8	N/A	N/A
Size 28-30	3	3	4	5	6	7	8	N/A	N/A

RE-FLEX ROTATE™

CLEARANCE

RE-FLEX ROTATE STANDARD FOOT MODULE

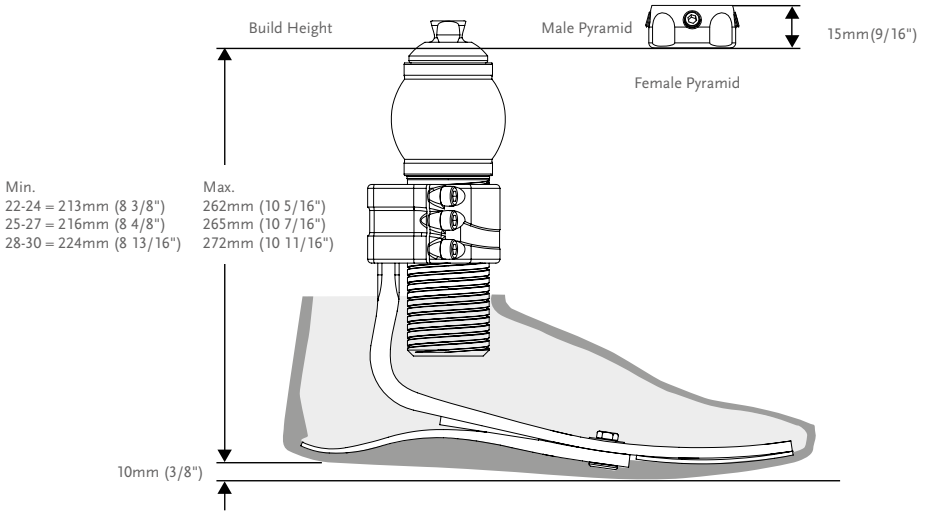

RE-FLEX ROTATE TALL FOOT MODULE

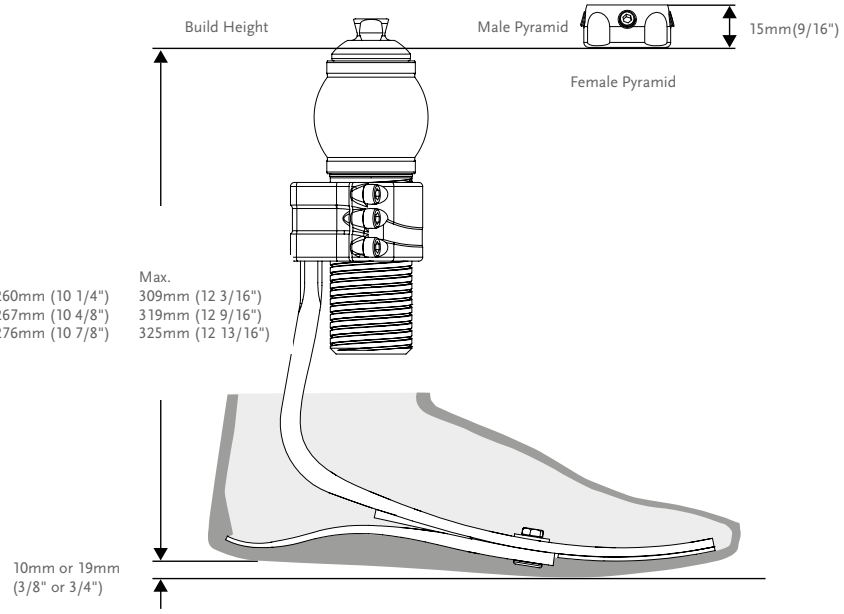

*Note: Re-Flex Rotate with Unity has the same build height as Re-Flex Rotate.

RE-FLEX ROTATE™

KITS

STANDARD PROFILE WITH SHOCK

MALE PYRAMID ATTACHMENT

PART#
- CATEGORY (1-8)
- FOOT SIZE (22-30)

RSPE [ ][ ][ ][0]
- 10 MM (3/8") HEEL HEIGHT

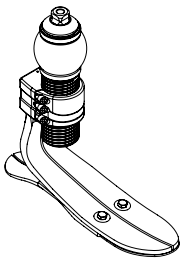

FEMALE PYRAMID ATTACHMENT

PART#
- CATEGORY (1-8)
- FOOT SIZE (22-30)

RSFE [ ][ ][ ][0]
- 10 MM (3/8") HEEL HEIGHT

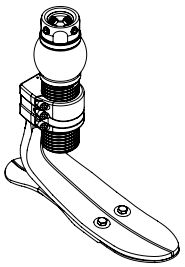

TALL PROFILE WITH SHOCK

MALE PYRAMID ATTACHMENT

PART#
- CATEGORY (1-8)
- FOOT SIZE (22-30)

RHPE [ ][ ][ ][0]
- 10 MM (3/8") HEEL HEIGHT

PART#
- CATEGORY (1-8)
- FOOT SIZE (22-30)

RHPE [ ][ ][ ][2]
- 19 MM (3/4") HEEL HEIGHT

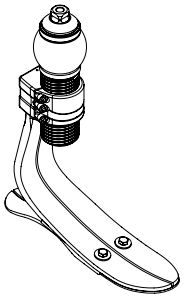

FEMALE PYRAMID ATTACHMENT

PART#
- CATEGORY (1-8)
- FOOT SIZE (22-30)

RHFE [ ][ ][ ][0]
- 10 MM (3/8") HEEL HEIGHT

PART#
- CATEGORY (1-8)
- FOOT SIZE (22-30)

RHFE [ ][ ][ ][2]
- 19 MM (3/4") HEEL HEIGHT

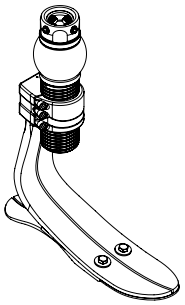

Includes:
- Foot Module
- Shock Kit
- Heel Wedges

Shock Kit Includes:
- Male/Female Pyramid Shock Module
- Loctite (Female)

Note: Solid toe is a special order.

RE-FLEX ROTATE™

KITS

STANDARD PROFILE WITHOUT SHOCK

PART#
CATEGORY (1-8)
FOOT SIZE (22-30)
RSXE [ ][ ][ ][0]
10 MM (3/8") HEEL HEIGHT

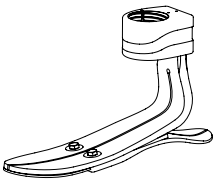

Note: 19mm heel height for standard profile, foot size 25-30, available upon special order.

TALL PROFILE WITHOUT SHOCK

PART#
CATEGORY (1-8)
FOOT SIZE (22-30)
RHXE [ ][ ][ ][0]
10 MM (3/8") HEEL HEIGHT

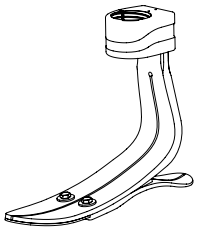

PART#
CATEGORY (1-8)
FOOT SIZE (22-30)
RHXE [ ][ ][ ][2]
19 MM (3/4") HEEL HEIGHT

Includes:
- Foot Module

Note: Solid toe is a special order.

SHOCK KITS

ROTATE MALE SHOCK KIT

PART#
CATEGORY (1-8)
RRP0 [ ]



ROTATE FEMALE SHOCK KIT

PART#
CATEGORY (1-8)
RRF0 [ ]



RE-FLEX ROTATE™

COMPONENTS

HEEL WEDGE KITS

Tall and Standard Profile Foot Module	Foot Size	Cat.
CM150011	22-30	ALL



Includes:
- 3 Wedges
- Adhesive

Part#	Description
CM160025	Loctite 243

ATTACHMENT CLAMP SCREW

Part#	Description
CM130140	M6 16MM Attachment Clamp Screw

TOOLS

TORQUE WRENCH

Part#	Description
FFC7980001	Torque Wrench 3Nm Preset



FOOT KITS WITH UNITY

RE-FLEX ROTATE™ STANDARD PROFILE

MALE PYRAMID ATTACHMENT WITH UNITY PUMP

PART#

RSPU □□□ 0

CATEGORY (1-8)

FOOT SIZE (22-30)

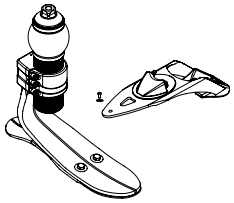

RE-FLEX ROTATE™ STANDARD PROFILE

FEMALE PYRAMID ATTACHMENT WITH UNITY PUMP

PART#

RSFU □□□ 0

CATEGORY (1-8)

FOOT SIZE (22-30)

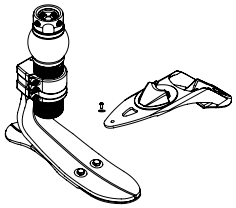

Caution: Due to restricted space with the Re-Flex Shock shock module and Unity, SSPE* kits allow for only 2 full turns of downwards adjustment from the tallest setting. Re-Flex Rotate modules can be set to any height within their designed limits.

Note: Unity pump will come preassembled on the foot. Valve kit needs to be ordered separately.

RE-FLEX ROTATE™

UNITY

UNITY KITS

Picture	Part#	Description	Applicable Foot Kits
1	URS0024	Unity Pump Module RSX 22-24	Re-Flex Std Size 22-24
1	URS0027	Unity Pump Module RSX 25-27	Re-Flex Std Size 25-27
1	URS0030	Unity Pump Module RSX 28-30	Re-Flex Std Size 28-30
2	UTT0001	Unity TT Valve Kit	All
3	UTF0001	Unity TF Valve Kit	All
4	UTF0006	Unity TF Tube Kit	All
5	L-544611	Icelock 544 Kit	All







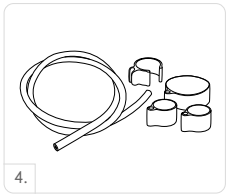

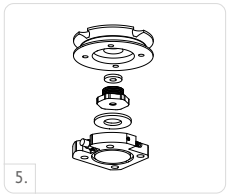

UNITY SPARE COMPONENTS

Part#	Description
URS00021	Unity RS Components, 22-24
URS00022	Unity RS Components, 25-30

Includes:

- Membrane
- Check valves
- Barb fittings
- Tube
- Tube fastener
- Heel pad



COSMETIC FINISHING

FOOT COVER KIT, BEIGE AND BROWN*

PART#

FSE0 — FOOT SIZE (22-30) — L/R (LEFT/RIGHT)



Includes:

- Foot Cover
- Spectra Sock
- Foot Cover Attachment

*Please specify when ordering brown covers, add "BR" to the end of the part number.

RE-FLEX ROTATE™

COSMETIC FINISHING

SPECTRA SOCKS

Used to cover the composite foot module to protect the foot and eliminate noise between foot module and foot shell.

Part#	Description	Size	Color
FSEL60001	Black Sock Small 1 pc	22-25	Black
FSEL60002	Black Sock Large 1 pc	26-30	Black
FSEL60001-15	Black Sock Small 15 pc	22-25	Black
FSEL60002-15	Black Sock Large 15 pc	26-30	Black



DIAGRAM

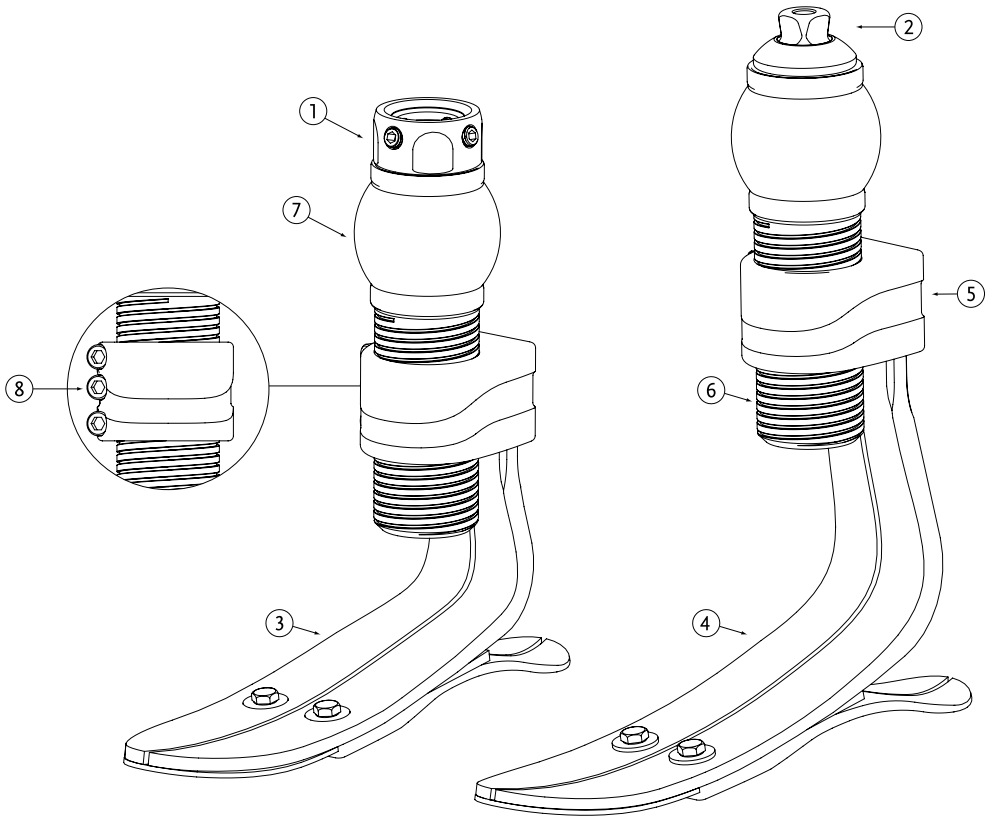

	Description
1.	Female Pyramid
2.	Male Pyramid
3.	Standard Foot Kit
4.	Tall Foot Kit
5.	Fixed Attachment
6.	Threaded Outer Tube
7.	Torsion Cell
8.	Attachment Clamp Screws

RE-FLEX SHOCK™

UNITY® COMPATIBLE

Re-Flex Shock offers the best vertical shock absorption of all the Össur mechanical feet. With dynamic energy return and all around responsiveness the foot is a great choice for active users.

The composite spring in front provides shock absorption that reduces impact subjected to the body. Enhancing both control and comfort during walking and other activities.

The Unity vacuum suspension system is available as an addition to the Re-Flex Shock™ foot module. Unity in combination with Iceross Seal-In technology provides elevated vacuum in the socket during ambulation, without the restricting effect of an external sealing sleeve. Unity adds minimal weight to the existing prosthesis and does not interfere with the function of Re-Flex foot and shock modules.



User Information	
Amputation Level:	Transfemoral and Transtibial
Impact Level:	Low to High
Maximum Patient Weight:	166kg (365lbs)

WEATHERPROOF | ACTIVE TIBIAL PROGRESSION | VERTICAL SHOCK PYLON | SPLIT TOE

Foot Information	
Categories:	1-9
Sizes:	22-30
Weight of Foot: (Size 27)	1076g (38 oz) w/ foot cover and sock
Build Height Standard: (Size 27)	210-238mm (8 1/4" - 9 3/8") w/ Foot Cover and Male Pyramid
Build Height Tall: (Size 27)	255-288mm (10 1/16" - 11 5/16") w/ Foot Cover and Male Pyramid
Heel Height:	10mm (3/8"), 19mm (3/4") available on special order
Adapter:	Male Pyramid

Unity System Information	
Maximum Vacuum:	-23inHg (-600mmHg)
Normal Operating Pressure:	-16-20 inHg
Added System Weight:	130g w/ Pump, Socket Valve and Tube

RE-FLEX SHOCK™

ORDERING INFORMATION

FOR COMPLETE FOOT*



Unity can be ordered with Re-Flex Shock in the standard foot module height. Please select the appropriate Unity Pump Module kit according to foot module size when placing an order and Unity will come preassembled on the foot. For extra convenience and system compatibility, Unity Valve Kits are highly recommended as a means of connecting to the socket.

For liner selection and item numbers please refer to Iceross Seal-In V and Seal-In® X TF pages.

FOR COMPLETE FOOT WITH UNITY

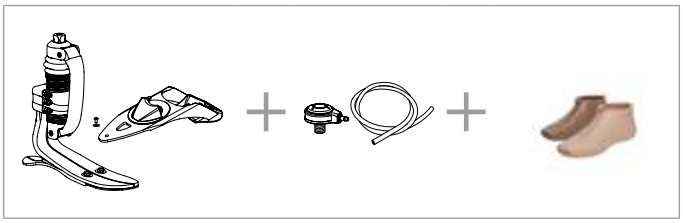

*Foot module also available in tall profile

CATEGORY SELECTION CHART

Weight kg	45-52	53-59	60-68	69-77	78-88	89-100	101-116	117-130	131-147	148 - 166
Weight lbs	99-115	116-130	131-150	151-170	171-194	195-220	221-256	257-287	288-324	325-366
Low Impact Category										
Size 22-24	1	1	2	3	4	5	6	N/A	N/A	N/A
Size 25-27	1	1	2	3	4	5	6	7	8	9
Size 28-30	3	3	3	3	4	5	6	7	8	9
Moderate Impact Category										
Size 22-24	1	2	3	4	6	6	N/A	N/A	N/A	N/A
Size 25-27	1	2	3	4	5	6	7	8	9	N/A
Size 28-30	3	3	3	4	5	6	7	8	9	N/A
High Impact Category										
Size 22-24	2	3	4	5	6	N/A	N/A	N/A	N/A	N/A
Size 25-27	2	3	4	5	6	7	8	9	N/A	N/A
Size 28-30	3	3	4	5	6	7	8	9	N/A	N/A

RE-FLEX SHOCK™

CLEARANCE

RE-FLEX SHOCK STANDARD FOOT MODULE

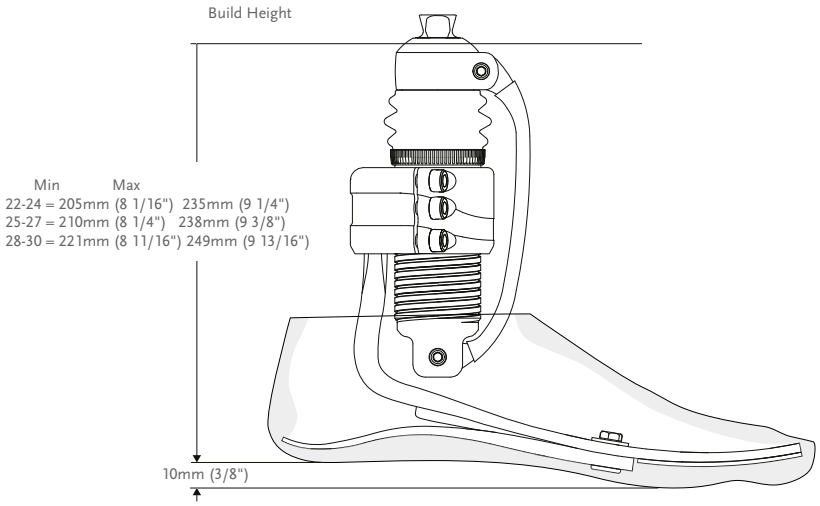

RE-FLEX SHOCK TALL FOOT MODULE

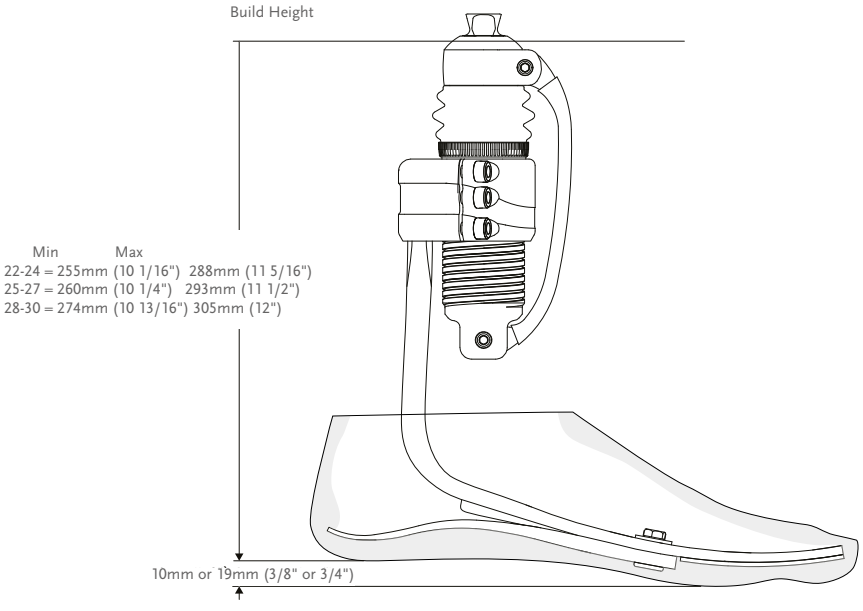

*Note: Re-Flex Shock with Unity has the same build height as Re-Flex Shock.

RE-FLEX SHOCK™

KITS

STANDARD PROFILE WITH SHOCK

MALE PYRAMID ATTACHMENT

PART#

CATEGORY (1-9)

FOOT SIZE (22-30)

SSPE [ ][ ][ ][0]

10 MM (3/8") HEEL HEIGHT

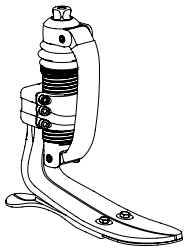

TALL PROFILE WITH SHOCK

MALE PYRAMID ATTACHMENT

PART#

CATEGORY (1-9)

FOOT SIZE (22-30)

SHPE [ ][ ][ ][0]

10 MM (3/8") HEEL HEIGHT

PART#

CATEGORY (1-9)

FOOT SIZE (22-30)

SHPE [ ][ ][ ][2]

19 MM (3/4") HEEL HEIGHT

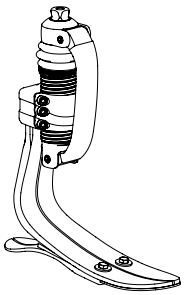

Includes:

- Foot Module
- Shock Module with Carbon Front Spring
- Heel Wedges

Note: Solid toe is a special order.

Shock Kit Includes:

- Male Pyramid Shock Module
- Loctite

STANDARD PROFILE WITHOUT SHOCK

PART#

CATEGORY (1-9)

FOOT SIZE (22-30)

RSXE [ ][ ][ ][0]

10 MM (3/8") HEEL HEIGHT

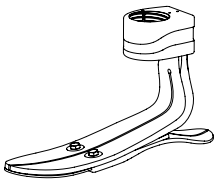

Note: 19mm heel height for standard profile, foot size 25-30, available upon special order.

RE-FLEX SHOCK™

KITS

TALL PROFILE WITHOUT SHOCK

PART#
RHXE [ ][ ][ ][0]
- CATEGORY (1-9)
- FOOT SIZE (22-30)
- 10 MM (3/8") HEEL HEIGHT

PART#
RHXE [ ][ ][ ][2]
- CATEGORY (1-9)
- FOOT SIZE (22-30)
- 19 MM (3/4") HEEL HEIGHT

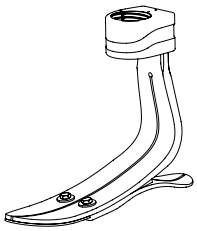

Includes:
- Foot Module

Note: Solid toe is a special order.

SHOCK KITS

MALE SHOCK KIT

PART#
RSP0 [ ][0]
- CATEGORY (1-9)



COMPONENTS

HEEL WEDGE KITS

Tall and Standard Profile Foot Module	Foot Size	Cat.
CM150011	22-30	ALL



Includes:
- 3 Wedges
- Adhesive

Part#	Description
CM160025	Loctite 243

RE-FLEX SHOCK™

COMPONENTS

FRONT SPRINGS

Part#	Cat.
RSS44001	1
RSS44002	2
RSS44003	3
RSS44004	4
RSS44005	5
RSS44006	6
RSS44007	7
RSS44008	8

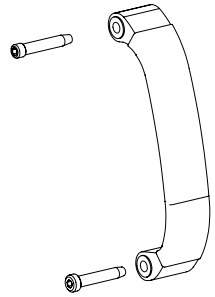

Includes:
- Front Spring
- 2 Pins

BUSHING KIT

Part#	Description
RSS00001	Bushing Kit

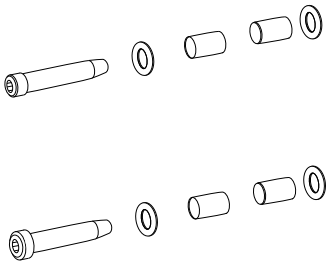

Includes:
- 4 Bushings
- 4 Disc Springs
- 2 Pins

LOWER RING

Part#	Description
RSS40011	Re-Flex Shock Bellow
RSS40012	Re-Flex Shock Collar

TOOLS

TORQUE WRENCH

Part#	Description
FFC7980001	Torque Wrench 3Nm Preset



RE-FLEX SHOCK™

FOOT KITS WITH UNITY

RE-FLEX SHOCK™ STANDARD PROFILE WITH UNITY PUMP

MALE PYRAMID ATTACHMENT

PART#
CATEGORY (1-9)
FOOT SIZE (22-30)
SSPU [ ][ ][ ] 0

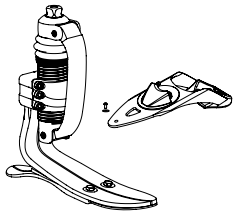

Caution: Due to restricted space with the Re-Flex Shock shock module and Unity, SSPE* kits allow for only 2 full turns of downwards adjustment from the tallest setting. Re-Flex Rotate modules can be set to any height within their designed limits.

Note: Unity pump will come preassembled on the foot. Valve kit needs to be ordered separately.

UNITY

UNITY KITS

Picture	Part#	Description	Applicable Foot Kits
1	URS0024	Unity Pump Module RSX 22-24	Re-Flex Std Size 22-24
1	URS0027	Unity Pump Module RSX 25-27	Re-Flex Std Size 25-27
1	URS0030	Unity Pump Module RSX 28-30	Re-Flex Std Size 28-30
2	UTT0001	Unity TT Valve Kit	All
3	UTF0001	Unity TF Valve Kit	All
4	UTF0006	Unity TF Tube Kit	All
5	L-544611	Icelock 544 Kit	All







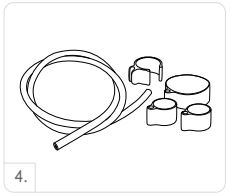

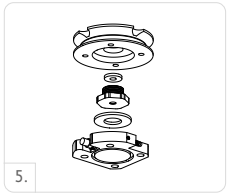

SPARE COMPONENTS

Part#	Description
URS00021	Unity RS Components, 22-24
URS00022	Unity RS Components, 25-30

Includes:

- Membrane
- Check valves
- Barb fittings
- Tube
- Tube fastener
- Heel pad

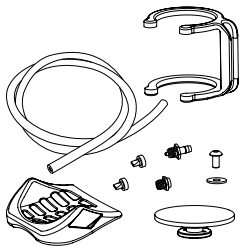

RE-FLEX SHOCK™

COSMETIC FINISHING

FOOT COVER KIT, BEIGE AND BROWN*

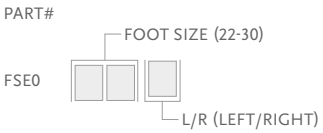



Includes:
- Foot Cover
- Flex-Foot Sock
- Foot Cover Attachment

*Please specify when ordering brown covers, add "BR" to the end of the part number.

SPECTRA SOCKS

Used to cover the composite foot module to protect the foot and eliminate noise between foot module and foot shell.



Part#	Description	Size	Color
FSEL60001	Black Sock Small 1 pc	22-25	Black
FSEL60002	Black Sock Large 1 pc	26-30	Black
FSEL60001-15	Black Sock Small 15 pc	22-25	Black
FSEL60002-15	Black Sock Large 15 pc	26-30	Black

RE-FLEX SHOCK™

DIAGRAM

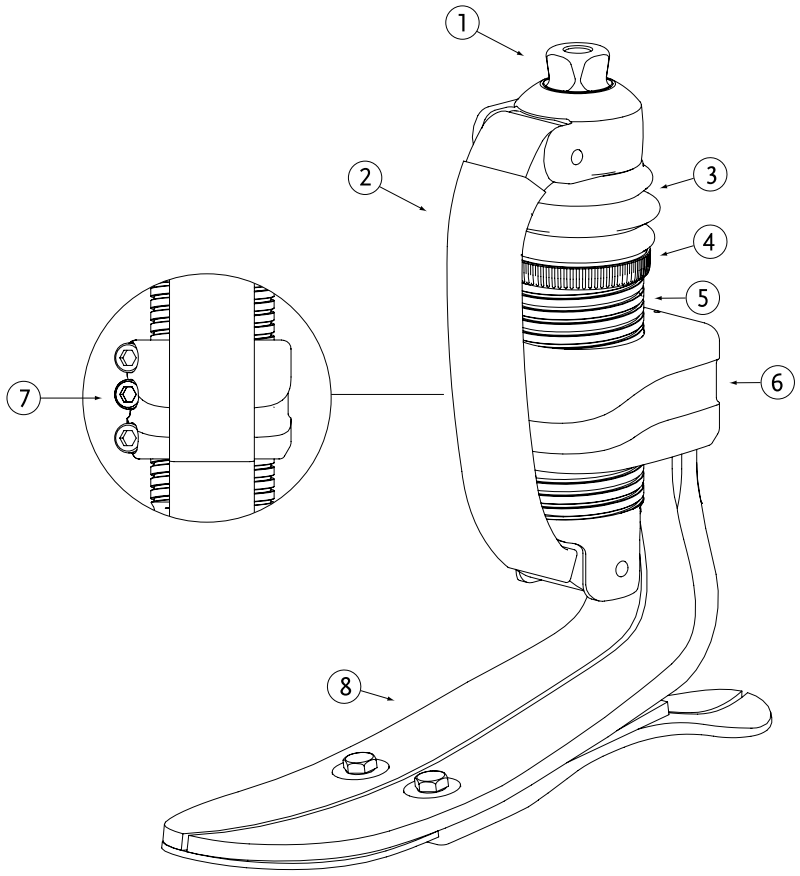

	Description
1.	Male Pyramid
2.	Front Spring
3.	Bellow
4.	Collar
5.	Threaded Outer Tube
6.	Fixed Attachment Clamp
7.	Attachment Clamp Screws
8.	Foot Module

CHEETAH® XPLORE

Cheetah Xplore is a crossover foot prosthesis inspired by the original Cheetah design. Although primarily designed for everyday use, Cheetah Xplore allows the user to engage in various sports and activities. The foot combines high energy return and dynamic push-off with increased balance and stability when compare to standard energy storing feet, supporting amputees with an active lifestyle.



User Information	
Amputation Level:	Transfemoral and Transtibial
Impact Level:	Moderate to Extreme
Maximum Patient Weight:	147kg (324lbs)

FULL LENGTH TOE LEVER | ACTIVE TIBIAL PROGRESSION | WATERPROOF | SPLIT TOE

Note: When the foot is directly laminated onto the socket the device is waterproof: A waterproof device allows use in a wet and/or humid environment and temporary (<30 mins.) submersion of up to 1m in fresh water. Exposure to fresh water under these circumstances shall have no harmful effect. Dry thoroughly after contact with fresh water. Fresh water: Includes tap water. Excludes salt and chlorinated water. The components used with the foot need to be waterproof as well.

Foot information	
Categories:	1-9
Sizes:	One Size Per Category
Weight of Foot (Cat. 5):	646g (22.8oz)
Build Height:	Max. height of the posterior brim: 521mm (20 1/2") Min. height of the posterior brim: 348mm (13 11/16") Min. clearance from the socket to the foot: 32mm (1 1/4")
Adapter Options:	Lamination Connector

CATEGORY SELECTION CHART

Weight kg	45-52	53-59	60-68	69-77	78-88	89-100	101-116	117-130	131-147
Weight lbs	97-115	116-130	131-150	151-170	171-194	195-221	222-256	257-287	288-324
Moderate Impact Level	1	2	3	4	5	6	7	8	9
High Impact Level	2	3	4	5	6	7	8	9	N/A

CHEETAH® XPLORE

CLEARANCE WITH DIRECT LAMINATION

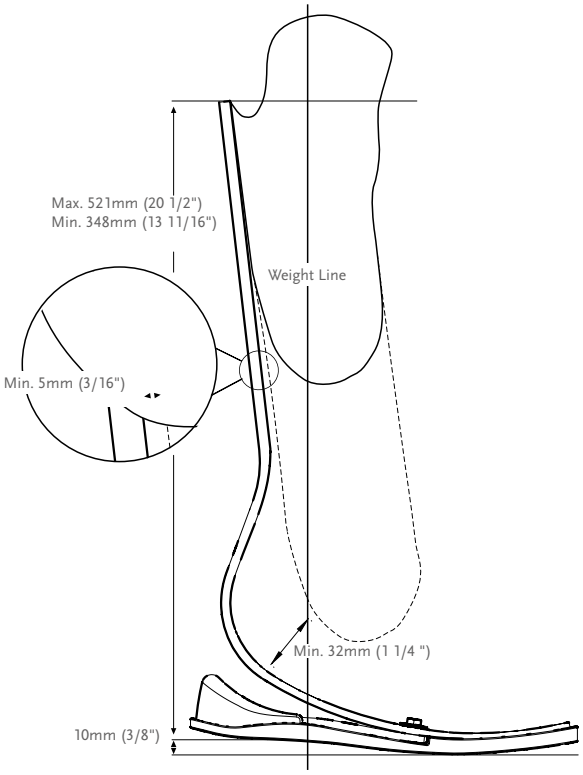

KITS

CHEETAH XPLORE KIT*

PART#
CATEGORY (1-9)
FSX009



Includes:
- Foot Module
- Foam Heel Counter
- Foam Sole
- +Pluseries Adhesives 220 ml - Composite 1 Minute

*Cheetah Xplore comes with +Pluseries composite 1 minute adhesive. The +Pluseries adhesive dispenser needs to be ordered separately.
The Lamination connector may also be ordered separately with Cheetah Xplore.

CHEETAH® XPLORE

KITS

ATTACHMENT BOLT FOR LAMINATION CONNECTOR

Part#	Description	Size	Cat.
CM130218	Attachment Bolt for Lamination Connector	5/16"-24 x 1 1/2"	1-6
CM130213	Attachment Bolt for Lamination Connector	3/8"-24 x 1 3/4"	7-9

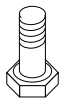

HARDWARE KIT FOR T CONNECTORS

Part#	Length		Weight		Size	Cat.
CM100054	8mm	5/16"	108g	3.8oz	x 2-1/2"	1-6
CM100055	10mm	3/8"	144g	5oz	x 2-1/2"	7-9

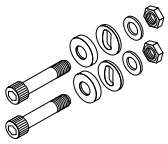

Includes:
- Bolts
- Nuts
- Spherical Washer
- Flat Washer

ALIGNMENT WEDGES

Part#	Description	Cat.
CM140502	Alignment Wedges 2°	ALL
CM140505	Alignment Wedges 4°	ALL
CM140508	Alignment Wedges 6°	ALL
CM140511	Alignment Wedges 8°	ALL

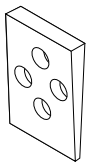

HEEL WEDGE KIT

For adjustment of heel stiffness and roll-over characteristics.

Part#	Foot Size
CM150011	22-30



Includes:
- 3 Wedges
- Adhesive

LAMINATION CONNECTOR KIT

Part#	Description	Cat.
FSX50009	Lamination Connector	1-9

Includes:
- Connector
- Alignment Wedges (2°, 4°, 6°, 8°)
- Attachment Hardware
- Lamination Kit

CHEETAH® XPLORE

TOOLS

+PLUSERIES DISPENSER

Part#	Description
FSX80016	+Pluseries 220 ml Dispenser



+PLUSERIES ADHESIVE

Part#	Description
FSX80015	+Pluseries Adhesive 220 ml - Composite 1 Minute
FSX80017	+Pluseries Mixing Nozzle Includes: 6 Mixing Nozzles



COSMETIC FINISHING

FOOT COVER KIT, BEIGE AND BROWN*

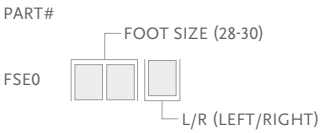



Includes:
- Foot Cover
- Flex-Foot Sock
- Foot Cover Attachment

*Please specify when ordering brown covers, add "BR" to the end of the part number.

FLEX-FOOT SOCKS

Used to cover the composite foot module to protect the foot and eliminate noise between foot module and foot shell.

Part#	Description	Size	Color
FSEL60002	Black Sock Large 1 pc	26-30	Black
FSEL60002-15	Black Sock Large 15 pc	26-30	Black



FOAM HEEL COUNTER AND SOLE

Part#
FSX60001

Includes:
- Foam Heel Counter
- Foam Sole

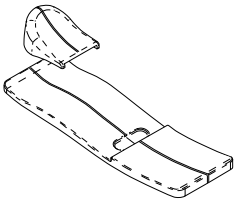

FLEX-SYMES™

Extremely low build height with a Carbon-X® Active Heel and alignment options.

The Flex-Symes foot design is a carbon foot module connected to an actively deflecting carbon heel. The improved alignment adapter now offers angulation and adjustments in ML / AP planes.

Flex-Symes is specifically designed for people with symes and pyrogoff amputations or transtibial users with long residual limbs.



User Information	
Amputation Level:	Ankle Disarticulation
Impact Level:	Low to High
Maximum Patient Weight:	166kg (365lbs)

FULL LENGTH TOE LEVER

SPLIT TOE

WATERPROOF

Foot Information	
Categories:	Size 22-24; Cat. 1-6 / Size 27-30; Cat. 1-9
Sizes:	22-30
Weight of Foot: (Size 27)	528 g (18.6 oz) w/ Foot Cover
Build Height: (Size 27)	60mm (2 3/8") w/ Foot Cover
Heel Height:	10mm (3/8")
Adapter Options:	Direct Lamination Adapter

ORDERING INFORMATION

FOR COMPLETE FOOT WITH SOCKET ADAPTER

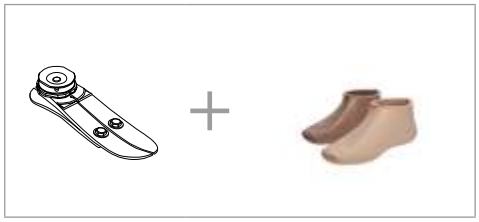

FOR COMPLETE FOOT WITHOUT ADAPTER



CATEGORY SELECTION CHART

Weight kg	45-52	53-59	60-68	69-77	78-88	89-100	101-116	117-130	131-147	148-166
Weight lbs	97-115	116-130	131-150	151-170	171-194	195-220	221-256	257-287	288-324	325-356
Low Impact Level	1	1	2	3	4	5	6	7	8	9
Moderate Impact Level	1	2	3	4	5	6	7	8	9	N/A
High Impact Level	2	3	4	5	6	7	8	9	N/A	N/A

FLEX-SYMES™

CLEARANCE

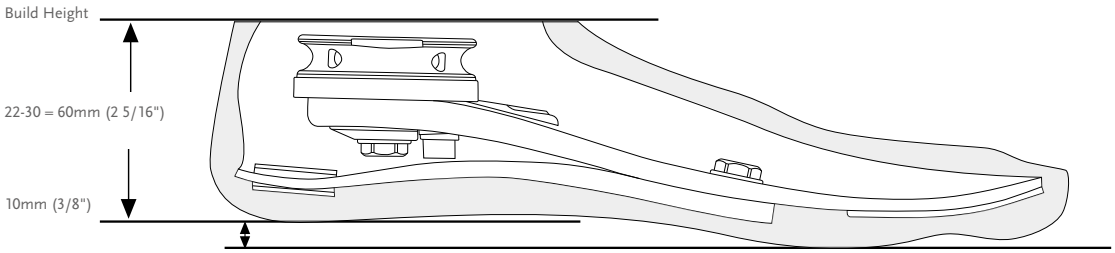

KITS

FLEX-SYMES WITH SOCKET ADAPTER

PART#
CATEGORY (1-9)
FOOT SIZE (22-30)
SLP0 [ ][ ][ ][0]
10 MM (3/8") HEEL HEIGHT

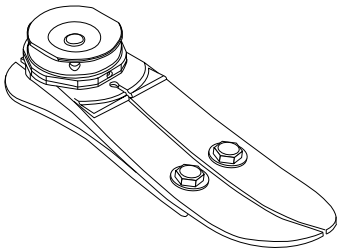

Includes:
- Carbon foot module with heel
- 2 Circular alignment wedges
- 2 Alignment pins
- 1 Anti-rotation bolt
- Washer
- Loctite 410
- Epoxy potting
- Socket adapter

FLEX-SYMES WITHOUT ADAPTER

PART#
CATEGORY (1-9)
FOOT SIZE (22-30)
SLX0 [ ][ ][ ][0]
10 MM (3/8") HEEL HEIGHT

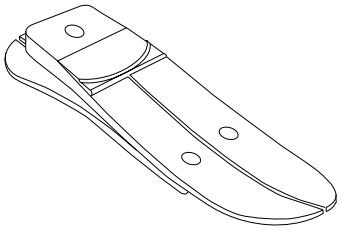

Includes:
- Carbon foot module with heel
- 2 Circular alignment wedges
- 2 Alignment pins
- 1 Anti-rotation bolt
- Washer
- Loctite 410
- Epoxy potting

Note: Solid toe is a special order.

COMPONENTS

HEEL MODULE

PART#
CATEGORY (1-9)
FOOT SIZE (22-30)
SLX2 [ ][ ][ ][0]
10 MM (3/8") HEEL HEIGHT

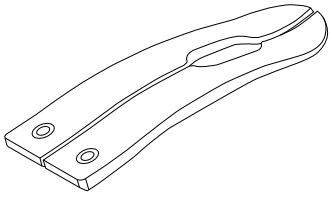

FLEX-SYMES™

COMPONENTS

ALIGNMENT DISC KIT

Part#	Foot Size	Cat.
SLP30001	22-24	1-6
SLP30002	25-27	1-6
SLP30003	28-30	1-6
SLP30004	25-27	7-9
SLP30005	28-30	7-9

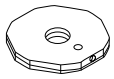

Includes:
- 2 Circular alignment wedges
- 2 Alignment pins
- 1 Anti rotation bolt
- Washer
- Loctite 410

LAMINATION KIT

Part#	Foot Size	Cat.
SLP30011	22-24	1-6
SLP30012	25-27	1-6
SLP30013	28-30	1-6
SLP30014	25-27	7-9
SLP30015	28-30	7-9

Includes:
- Socket adapter with insert
- Epoxy potting

SOCKET ADAPTER WITH INSERT

Part#	Cat.	Foot Size
SLX50001	1-6	22-24
SLX50002	1-6	25-27
SLX50003	1-6	28-30
SLX50004	7-9	25-27
SLX50005	7-9	28-30

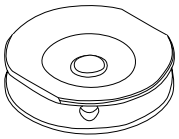

HEEL FASTENER HARDWARE KIT

Part#	Length		Size		Cat.
CM150004	18mm	11/16"	6mm	1/4"	1-6
CM150005	18mm	11/16"	8mm	5/16"	7-9

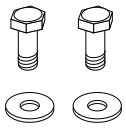

Includes:
- Bolt
- Washer

CENTRAL BOLTS

Part#	Foot Size	Bolt Size	Cat.
SLX30021	22-27	M12	1-6
SLX30022	25-27	M14	7-9
SLX30022	28-30	M14	1-6
SLX30023	28-30	M16	7-9

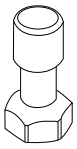

ANTI-ROTATION BOLT KIT

Part#	Foot Size	Bolt Size
SLX30005	22-27	M6
SLX30007	28-30	M8

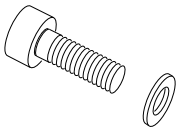

Includes:
- Bolt
- Washer

HEEL WEDGE KIT

Part#	Foot Size	Cat.
CM150011	22-30	1-9



Includes:
- 3 Wedges
- Adhesive

Picture	Part#	Description
1.	SLX30006	Alignment Pin
2.	CM140003	Heel Divider
	CM160009	Potting Epoxy

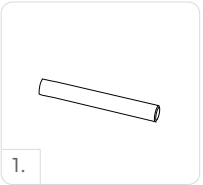

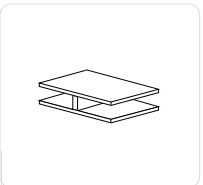

FLEX-SYMES™

COSMETIC FINISHING

FOOT COVER KIT, BEIGE AND BROWN*

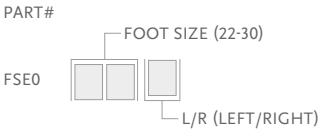



Includes:
- Foot Cover*
- Attachment Plate
- Flex Foot Sock

*Please specify when ordering brown covers add "BR" to the part#.

FLEX-FOOT SOCKS

Used to cover the composite foot module to protect the foot and eliminate noise between foot module and foot shell.

Part#	Description	Size	Color
FSEL60001	Black Sock Small 1 pc	22-25	Black
FSEL60002	Black Sock Large 1 pc	26-30	Black
FSEL60001-15	Black Sock Small 15 pc	22-25	Black
FSEL60002-15	Black Sock Large 15 pc	26-30	Black



DIAGRAM

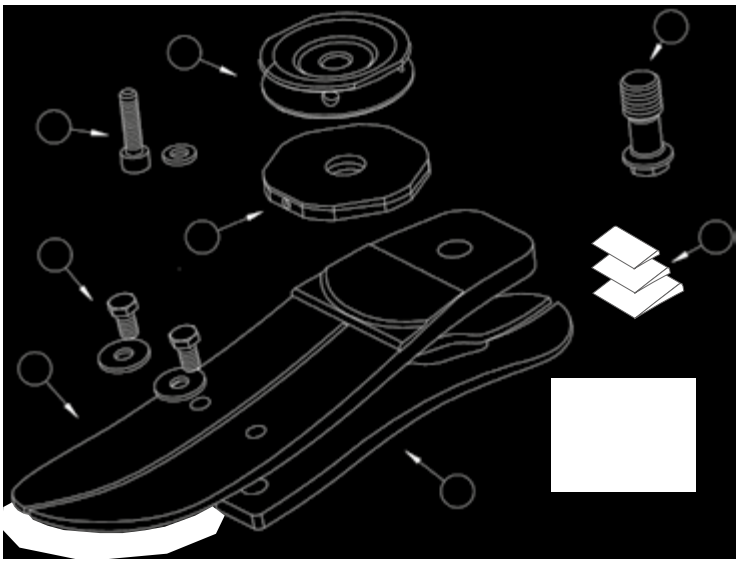

	Description		Description
1.	Foot Module	5.	Alignment Disc Kit
2.	Heel	6.	Central Bolt
3.	Heel Fastener Hardware Kit	7.	Anti-Rotation Bolt Kit
4.	Socket Adapter	8.	Heel Wedge Kit

CHOPART





This 100% carbon keel is designed to be a flexible and durable solution for the longest amputation levels and partial foot prostheses.

Includes a 10mm heel height for compatibility with standard Flex-Foot shells and low-heel shoes.

Chopart is specifically designed for people with chopart amputations as well as lisfranc, pirogoff, boyd and partial foot prostheses.

User Information	
Amputation Level:	Transtibial Amputees Lisfranc, Pirogoff, Boyd and Partial Foot Amputees
Impact Level:	Low to High
Maximum Patient Weight:	147kg (324lbs)

Foot Information	
Categories:	1-8
Sizes:	22-30
Weight of Foot: (Size 27)	94g (3.3oz)
Build Height: (Size 27)	6mm (1/4")



FULL LENGTH TOE LEVER



WATERPROOF

ORDERING INFORMATION

FOR COMPLETE FOOT



CATEGORY SELECTION CHART

Weight kg	45-52	53-59	60-68	69-77	78-88	89-100	101-116	117-130	131-147
Weight lbs	97-115	116-130	131-150	151-170	171-194	195-220	221-256	257-287	288-324
Low Impact Level	1	1	2	3	4	5	6	7	8
Moderate Impact Level	1	2	3	4	5	6	7	8	Special Order
High Impact Level	2	3	4	5	6	7	8	Special Order	Special Order

Chopart foot plates are a standard order in the following sizes and categories:
Sizes 22-24 in categories 1-5
Sizes 25-26 in categories 2-6
Sizes 27-28 in categories 3-7
Sizes 29-30 in categories 4-8
For information on special or custom orders, please contact your local Össur representative.

CHOPART

CLEARANCE

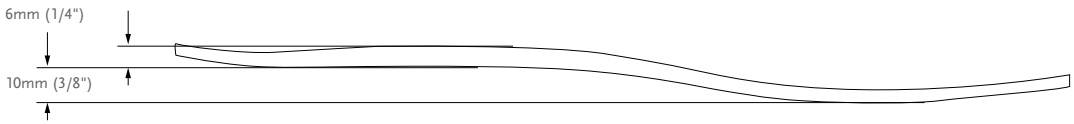

COMPONENTS

COMPLETE FABRICATION KIT

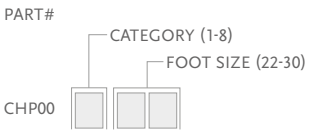



Includes:
- Carbon Fiber Foot Plate
- Carbon Fiber cloth
- Epoxy
- Crepe soling material

COSMETIC FINISHING

FOOT COVER KIT, BEIGE AND BROWN*

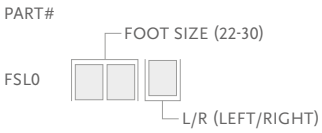



Includes:
- Foot Cover Kit
- Foot Cover Attachment
- Flex-Foot Sock

*Please specify when ordering brown covers, add "BR" to the end of the part number.

FLEX-FOOT SOCKS

Used to cover the composite foot module to protect the foot and eliminate noise between foot module and foot shell.



Part#	Description	Size	Color
FCX63022	FF Sock Small 1 pc	22-25	Black
FCX63025	FF Sock Large 1 pc	26-30	Black
FCX63022-15	FF Sock Small 15 pcs	22-25	Black
FCX63026-15	FF Sock Large 15 pcs	26-30	Black

CHOPART ACCESSORIES

SHOE HORN

Especially designed for Flex-Foot feet, this shoe horn makes donning and doffing foot shells fast and easy.

Part#	Description
CM100068	Shoe Horn



DUAL DENSITY SHIN FAIRING

The Dual Density Shin Fairing allows the range of motion in the ankle section to be maximized without compromising the integrity of the foam where it is attached to the foot cover.

Part#	Size
FCX0002	One Size

Includes:
- Flexible section at ankle
- Fire retardant



SINGLE DENSITY SHIN FAIRING BLOCK

Part#	Size
C-860977	One Size

Includes:
- Closed Cell Polyethylene Foam (25g)
- Fire retardant



CONTINUOUS COSMETIC FOAM

Part#	Bore Size
C-880877	50-25
C-880878	60-25
C-880879	80-25

- Designed to fit left or right
- Open Cell Polyethylene foam (60g)
- Fire retardant

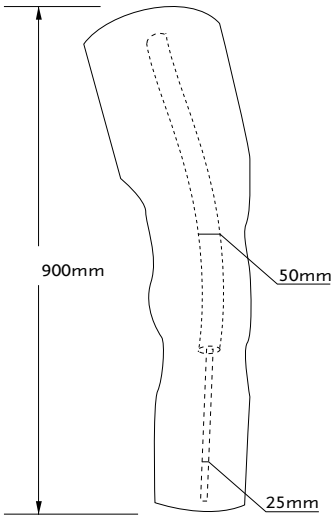

Part# C-880877

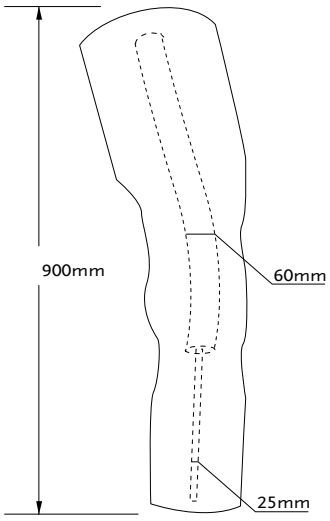

Part# C-880878

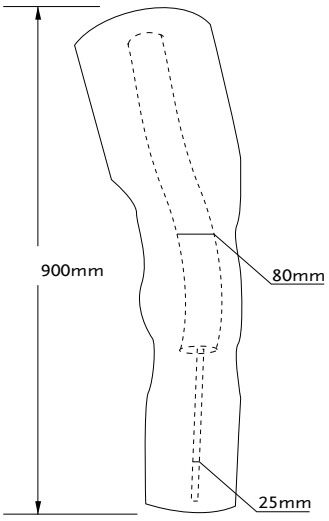

Part# C-880879

SKINERGY™ PLUS - SPLIT TOE FRONT

Protective silicone cover with split toe front for a sophisticated below knee prosthesis. The silicone protective cover Skinergy PLUS is for use with below-knee prostheses. The wash-and-wear cover protects the cosmesis of the below-knee prosthesis and is available in 19 different shades, two different below-knee prosthesis circumference sizes, and in foot sizes 22 to 30 cm. Skinergy PLUS is characterised by its extra textile backing for additional durability and flexibility in fabrication. This backing functions particularly reliably at exposed areas (e.g. at the heel).



Size Information					
Side	Foot size	Calf Circumference	Colour E2	Coloure E4	Other Colours
Left	22–23	28–35cm	M845002	M845004	Special order
	22–23	32–40cm	M845012	M845014	Special order
	24–25	31–39cm	M845202	M845204	Special order
	24–25	35–44cm	M845212	M845214	Special order
	26–27	32–40cm	M845402	M845404	Special order
	26–27	37–46cm	M845412	M845414	Special order
	28–30	34–42,5cm	M845602	M845604	Special order
	28–30	39–49cm	M845612	M845614	Special order
Right	22–23	28–35cm	M845102	M845104	Special order
	22–23	32–40cm	M845112	M845114	Special order
	24–25	31–39cm	M845302	M845304	Special order
	24–25	35–44cm	M845312	M845314	Special order
	26–27	37–46cm	M845512	M845514	Special order
	28–30	34–42,5cm	M845702	M845704	Special order
	28–30	39–49cm	M845712	M845714	Special order

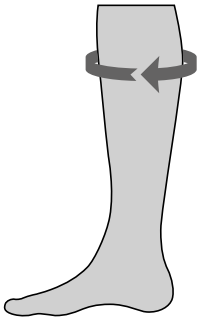

SELECTING THE PRODUCT

Select the silicone protective cover as follows:

- Choose: split or solid toe
- Determine foot size and side
- Measure the C circumference of the calf (at the widest point) or at the appropriate position on the below-knee socket
- Decide on the colour using the Skinergy PLUS colour fan Art. No. 70.209.



SKINERGY PLUS IS ONLY AVAILABLE IN THE FOLLOWING COUNTRIES:

Austria, Germany, Belgium, Italy, Switzerland, Slovakia, Luxembourg, Spain, Moldavia, Georgia Morocco, Ceuta & Melilla, Panama, Costa Rica, Honduras, Chile, Argentina,

SPECIAL ORDERS

If you are choosing a colour which is not standard (colour 2 or 4 are standard) please be informed that we need 3-4 weeks for delivery. This special orders are manufactured on order and not for stock!

SKINERGY™ PLUS - CLOSED TOE FRONT

Protective silicone cover with solid toe front for a sophisticated below knee prosthesis. The silicone protective cover Skinergy PLUS is for use with below-knee prostheses. The wash-and-wear cover protects the cosmesis of the below-knee prosthesis and is available in 19 different shades, two different below-knee prosthesis circumference sizes, and in foot sizes 22 to 30 cm. Skinergy PLUS is characterised by its extra textile backing for additional durability and flexibility in fabrication. This backing functions particularly reliably at exposed areas (e.g. at the heel).



Size Information					
Side	Foot size	Calf Circumference	Colour E2	Coloure E4	Other Colours
Left	22–23	28–35cm	M846002	M846004	Special order
	22–23	32–40cm	M846012	M846014	Special order
	24–25	31–39cm	M846202	M846204	Special order
	24–25	35–44cm	M846212	M846214	Special order
	26–27	32–40cm	M846402	M846404	Special order
	26–27	37–46cm	M846412	M846414	Special order
	28–30	34–42,5cm	M846602	M846604	Special order
	28–30	39–49cm	M846612	M846614	Special order
Right	22–23	28–35cm	M846102	M846104	Special order
	22–23	32–40cm	M846112	M846114	Special order
	24–25	31–39cm	M846302	M846304	Special order
	24–25	35–44cm	M846312	M846314	Special order
	26–27	37–46cm	M846512	M846514	Special order
	28–30	34–42,5cm	M846702	M846704	Special order
	28–30	39–49cm	M846712	M846714	Special order

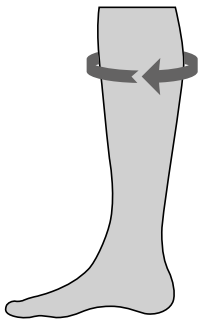

SELECTING THE PRODUCT

Select the silicone protective cover as follows:

- Choose: split or solid toe
- Determine foot size and side
- Measure the C circumference of the calf (at the widest point) or at the appropriate position on the below-knee socket
- Decide on the colour using the Skinergy PLUS colour fan Art. No. 70.209.



SKINERGY PLUS IS ONLY AVAILABLE IN THE FOLLOWING COUNTRIES:

Austria, Germany, Italy, Switzerland, Slovakia, Spain, Moldavia, Georgia Morocco, Ceuta & Melilla, Panama, Costa Rica, Honduras, Chile, Argentina,

SPECIAL ORDERS

If you are choosing a colour which is not standard (colour 2 or 4 are standard) please be informed that we need 3-4 weeks for delivery. This special orders are manufactured on order and not for stock!

UNITY® SPARE PARTS

VALVE CORE

Picture	Part#	Description
1	UTT0005	Unity TT Valve Core
2	UTF0006	Unity Tube Kit for TF

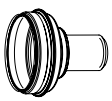

1.

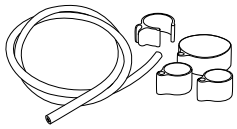

2.

PUMPS

PROPRIO FOOT PUMPS

Part#	Description
UPR00012	Unity PR Spare Pump 25-27
UPR00013	Unity PR Spare Pump 28-30

Includes:

- Frame
- Membrane
- Check valves
- Barb fittings
- Tube
- Tube fastener
- Heel pad

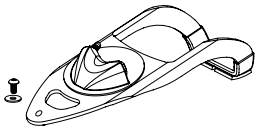

RE-FLEX PUMPS

Part#	Description
URS00011	Unity RS Spare Pump 22-24
URS00012	Unity RS Spare Pump 25-27
URS00013	Unity RS Spare Pump 28-30

Includes:

- Frame
- Membrane
- Check valves
- Barb fittings
- Tube
- Tube fastener
- Heel pad

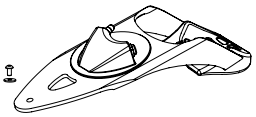

VARI-FLEX PUMPS

Part#	Description
UVF00011	Unity VF Spare Pump 22-24
UVF00012	Unity VF Spare Pump 25-27
UVF00013	Unity VF Spare Pump 28-30

Includes:

- Frame
- Membrane
- Check valves
- Barb fittings
- Tube
- Tube fastener
- Heel pad

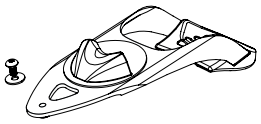

LP VARI-FLEX PUMPS

Part#	Description
UVL00011	Unity VL Spare Pump 22-24
UVL00012	Unity VL Spare Pump 25-27
UVL00013	Unity VL Spare Pump 28-30

Includes:

- Frame
- Membrane
- Check valves
- Barb fittings
- Tube
- Tube fastener
- Heel pad



ÖSSUR SPORT SOLUTIONS



CHEETAH KNEE



FLEX-RUN WITH NIKE SOLE



FLEX-FOOT CHEETAH XTREME
WITH NIKE SPIKE PAD



FLEX-FOOT CHEETAH XTEND
WITH NIKE SPIKE PAD



FLEX-FOOT CHEETAH

CHEETAH® KNEE

UNITY® COMPATIBLE



The Cheetah Knee is a lightweight polycentric knee with 3-phase hydraulic swing control, specifically designed for rapid flexion and extension for running and sprinting. The polycentric design offers good stability in stance, allowing for controlled deceleration enabling users to participate in a wide range of sports activities. Although not specifically designed for walking, Cheetah Knee's 4-bar geometry makes it possible to walk and easily transition from walking to jogging and/or running.

- Polycentric knee, designed for high activity such as jogging, running and sprinting
- 4-bar geometry for increased stability in stance
- Hydraulic swing control to support rapid flexion and extension
- Soft extension bumper
- Short knee center to top distance, useful for long transfemoral limbs or knee disarticulation
- Male pyramid distal connection for easy alignment



Patient Profile:	
Amputation Level:	Transfemoral and Knee Disarticulation
Impact Level:	Moderate to Extreme
Maximum Patient Weight:	100 kg (220 lbs)

Product Information:	
Build Height:	108mm (4.3")
Weight of Knee:	0.62 kg (1.37 lbs)
Flexion:	110°



SINGLE AXIS | HYDRAULIC CONTROL | MULTI SPEED | SOCKET CONNECTOR ADAPTATION

CLEARANCE

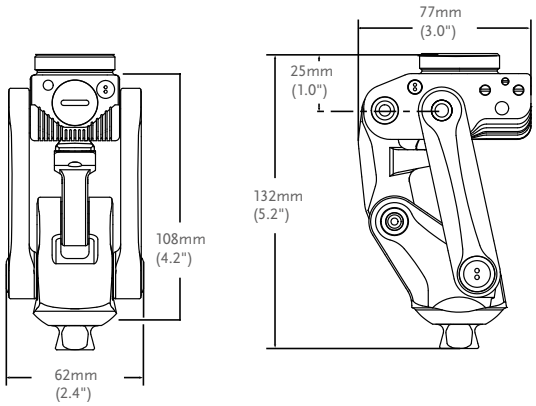

KITS

Part#	Description
CKN10000	Cheetah Knee

CHEETAH® KNEE

COMPONENTS

TOTAL KNEE ADAPTERS

Picture	Part#	Description	Material	Weight Limit		Weight	
1.	A-114040	4- Prong Socket Adapter	Stainless Steel	166kg	365lbs	158g	4oz
2.	A-122300	Euro 4-Hole Adapter	Aluminum	125kg	275lbs	70g	2.5oz
3.	A-834300	Male Pyramid Adapter	Stainless Steel	100kg	220lbs	111g	3.9oz
3.	A-835300	Male Pyramid Adapter	Titanium	166kg	365lbs	80g	2.8oz
4.	A-845300	Female Pyramid Adapter	Titanium	166kg	365lbs	85g	3oz


1.


2.


3.


4.

CHEETAH® XPANSE

Cheetah Xpanse features a large carbon blade designed to withstand the forces that are set free during high endurance sports such as long jumping. The dynamic shape allows the foot to flex aggressively for a more powerful energy return. A long toe offers an increased ground contact time before push-off, while the plantar-flexed pylon handles forward progression.

The Nike Spike pad has been designed exclusively for the Össur Cheetah Range and has been improved for the blade to provide specialized traction.



User information	
Amputation Level:	Transfemoral and Transtibial
Impact Level:	Extreme
Maximum Patient Weight:	116kg (256lbs)

WATERPROOF

Foot information	
Categories:	1-7
Sizes:	Two Sizes Per Category
Weight of Foot:	Size Large - 1250 g (2.76lb) Size small - 830 g (1.83lb)
Max Build Height:	Size Large - 576mm Size small - 466 mm
Min Build Height:	Size Large - 481 mm Size small - 379 mm
Adapter Options:	Lamination Connector

Note: Build height is from bottom of foot to top of lamination plate.

ORDERING INFORMATION

FOR COMPLETE CHEETAH XPANSE KIT

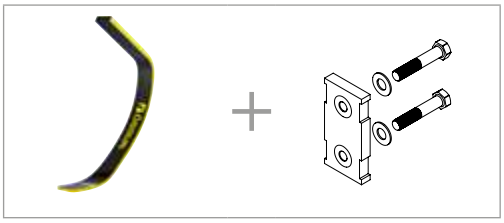

CATEGORY SELECTION CHART

Weight kg	45-52	53-59	60-68	69-77	78-88	89-100	101-116
Weight lbS	97-115	116-130	131-150	151-170	171-194	195-220	221-256
Extreme Impact Level	1	2	3	4	5	6	7

CHEETAH® XPANSE

CLEARANCE

WITH LAMINATION CONNECTOR

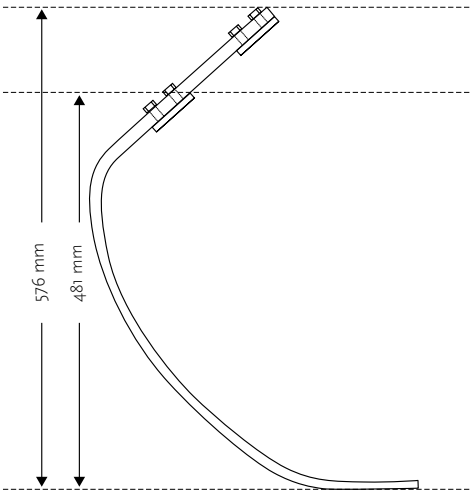

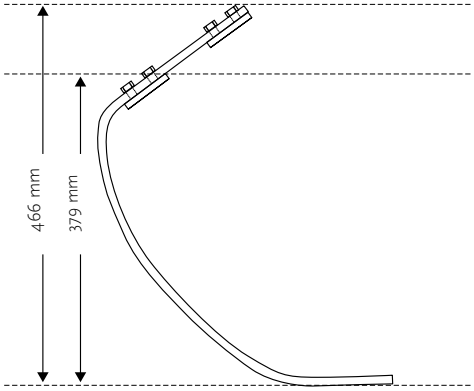

KITS

CHEETAH XPANSE KIT

PART#
CATEGORY (1-7)
LARGE: CXE004A
SMALL: CXE002A



Includes:
- Cheetah Xpanse Blade

Note: Sole to be ordered separately.

NIKE SPIKE PAD KIT

Part#	Description	Cat.
FSX50008	Nike Spike Pad	1-7



Includes:
- Nike Spike Pad
- 7mm (9/32") Pyramid Spikes
- Wrench

Note: Nike Spike Pad has same spikes as Nike track and field shoes, additional spikes can be purchased at Nike.

CHEETAH® XPANSE

KITS

LAMINATION CONNECTOR KIT

Part#	Description	Cat.
FSX50009	Lamination Connector	1-7

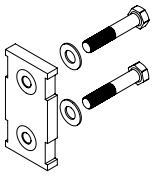

Includes:
- Connector
- Alignment Wedges (2°, 4°, 6°, 8°)
- Attachment Hardware
- Lamination Kit

ALIGNMENT WEDGES

Part#	Description	Cat.
CM140515	Alignment Wedges 2°	ALL
CM140516	Alignment Wedges 4°	ALL
CM140517	Alignment Wedges 6°	ALL
CM140518	Alignment Wedges 8°	ALL

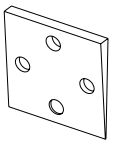

ATTACHMENT BOLT FOR LAMINATION CONNECTOR

Part#	Description	Size	Cat.
CM130211	Attachment Bolt for Lamination Connector	3/8"-24 x 1 1/2"	1-7
CM130213	Attachment Bolt for Lamination Connector	3/8"-24 x 1 3/4"	1-7
CM130214	Attachment Bolt for Lamination Connector	3/8"-24 x 1 3/8"	1-7

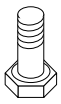

CHEETAH® XCEL

Cheetah Xcel is the next generation short sprinting foot from Össur that is specifically designed for explosive short-distance sprints. The carbon blade features a more extreme curve and the dynamic shape allows for the foot to flex and give a powerful energy kick. A long toe enhances the push-off, while the plantar-flexed pylon handles forward progression.

The Nike Spike pad has been designed exclusively for the Össur Cheetah Range and has been improved for the blade to provide specialized traction.



User information	
Amputation Level:	Transfemoral and Transtibial
Impact Level:	Extreme
Maximum Patient Weight:	147kg (325lbs)

WATERPROOF

Foot information	
Categories:	1-9
Sizes:	Two Sizes Per Category
Weight of Foot:	Size Large - 980 g / 2.16lb Size small - 820 g /1.81 lb
Max Build Height:	Size Large - 569 mm Size small - 538 mm
Min Build Height:	Size Large - 513 mm Size small - 443 mm
Adapter Options:	Lamination Connector

Note: Build height is from bottom of foot to top of lamination plate.

ORDERING INFORMATION

FOR COMPLETE CHEETAH XCEL KIT

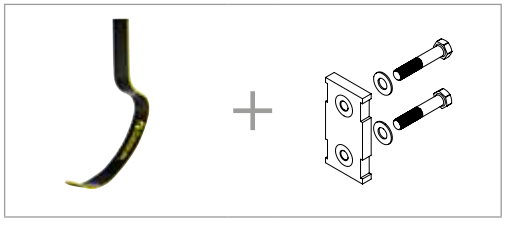

CATEGORY SELECTION CHART

Weight kg	45-52	53-59	60-68	69-77	78-88	89-100	101-116	117-130	131-147
Weight lbS	97-115	116-130	131-150	151-170	171-194	195-220	221-256	257-287	288-325
Extreme Impact Level	1	2	3	4	5	6	7	8	9

CHEETAH® XCEL

CLEARANCE

WITH LAMINATION CONNECTOR

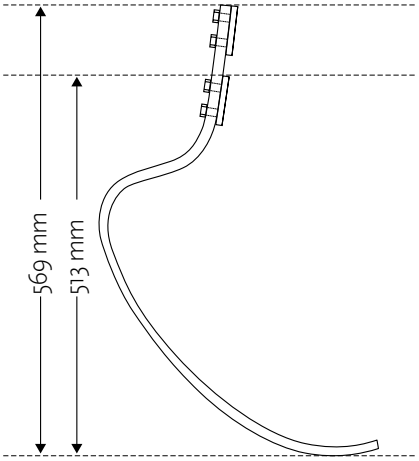

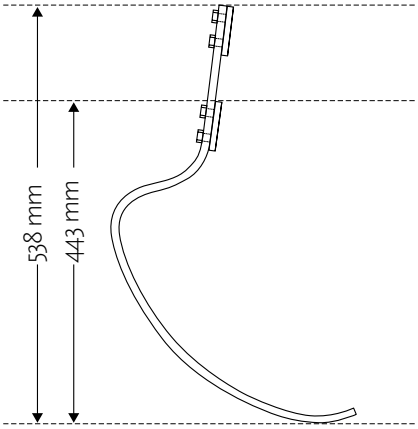

KITS

CHEETAH XCEL KIT

PART#

CATEGORY(1-9)

LARGE:
CXL004A

SMALL:
CXL002A



Includes:
- Cheetah Xcel Blade

Note: Soles to be ordered seperately.

NIKE SPIKE PAD KIT

Part#	Description	Cat.
FSX50008	Nike Spike Pad	1-9



Includes:
- Nike Spike Pad
- 7mm (9/32") Pyramid Spikes
- Wrench

Note: Nike Spike Pad has same spikes as Nike track and field shoes, additional spikes can be purchased at Nike.

CHEETAH® XCEL

KITS

LAMINATION CONNECTOR KIT

Part#	Description	Cat.
FSX50009	Lamination Connector	1-9

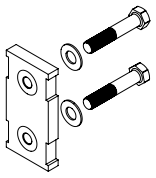

Includes:
- Connector
- Alignment Wedges (2°, 4°, 6°, 8°)
- Attachment Hardware
- Lamination Kit

L-BRACKET WITHOUT INSERTS

Picture	Part#	Description	Cat.
1.	FSX40003	5° L-Bracket Without Inserts	1-6
2.	FSX40001	20° L-Bracket Without Inserts	1-6

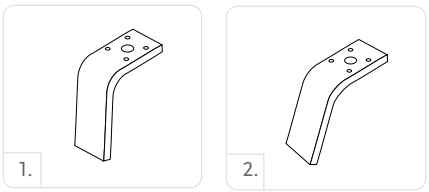

L-BRACKET KITS

Picture	Part#	Description	Cat.
1.	FSX50005	5° L-Bracket Kits	1-6
2.	FSX50006	20° L-Bracket Kits	1-6

Includes:
- L-Bracket without inserts
- Pyramid Attachment Hardware
- Alignment Wedges
- Alignment Hardware

HARDWARE KIT FOR T CONNECTORS

Part#	Length		Weight		Size	Cat.
CM100055	10mm	3/8"	144g	5oz	x 2-1/2"	1-9

Includes:
- Bolts
- Nuts
- Spherical Washer
- Flat Washer



ALIGNMENT WEDGES

Part#	Description	Cat.
CM140515	Alignment Wedges 2°	ALL
CM140516	Alignment Wedges 4°	ALL
CM140517	Alignment Wedges 6°	ALL
CM140518	Alignment Wedges 8°	ALL

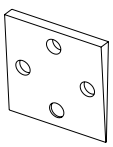

TTACHMENT BOLT FOR LAMINATION CONNECTOR

Part#	Description	Size	Cat.
CM130211	Attachment Bolt for Lamination Connector	3/8"-24 x 1 1/2"	1-9
CM130213	Attachment Bolt for Lamination Connector	3/8"-24 x 1 3/4"	1-9
CM130214	Attachment Bolt for Lamination Connector	3/8"-24 x 1 3/8"	1-9

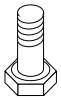

CHEETAH® XCEED

Cheetah Xceed has been designed to translate the functionality of Össur's high-performance blades to the needs of the everyday sports enthusiasts. It features a longer toe lever for enhanced push-off and offers a higher energy return.

It is appropriate for transfemoral and transtibial users participating in high impact activities, such as recreational jogging, trail running, distance running and triathlons.

The Nike Spike pad has been designed exclusively for the Össur Cheetah Range and has been improved for the blade to provide specialized traction.



User Information	
Amputation Level:	Transfemoral and Transtibial
Impact Level:	High to Extreme
Maximum Patient Weight:	147kg (325lbs)

Foot information	
Categories:	1-9
Sizes:	One Size Per Category
Weight of Foot (Cat. 5):	760g (1.68 lb)
Build Height:	338mm
Adapter Options:	Male Pyramid

WATERPROOF

CHEETAH® XCEED

CATEGORY SELECTION CHART

Weight kg	45-52	53-59	60-68	69-77	78-88	89-100	101-116	117-130	131-147
Weight lbs	99-115	116-130	131-150	151-170	171-194	195-220	221-256	257-287	288-325
High to Extreme Impact Level	1	2	3	4	5	6	7	8	9

CLEARANCE

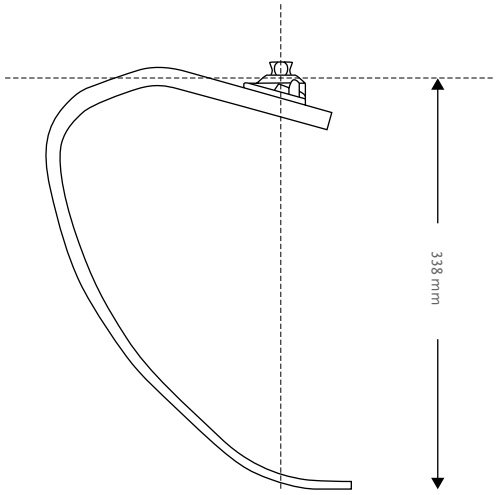

KITS

CHEETAH XCEED KIT

PART#
CATEGORY (1-9)
CXD002A



Includes:
- Foot module with male pyramid

Note: Foot is compatible with Nike Spike Pad (FSX50008)

NIKE Spike Pad KIT

Part#	Size	Cat.
FSX50008	Nike Spike Pad Kit	1-9



Includes:
- Nike Spike Pad
- 7mm (9/32") Pyramid Spikes
- Wrench

FLEX-RUN™ WITH NIKE SOLE



The Flex-Run with Nike Sole offers unmatched performance and efficiency for amputees and prosthetists. Össur and Nike have partnered to design a running foot from the ground up, leveraging Össur's expertise in running prosthetics with Nike's world renowned traction and sole technologies.

The improved Flex-Run features a longer toe lever and efficient energy return. The Nike Sole offers great traction to help improve performance for the runner.

Flex-Run with Nike Sole is appropriate for Transfemoral and Transtibial users participating in high impact activities such as recreational jogging, trail running, distance running and triathlons. It is available in both Standard and Junior (LP) models.



User Information	
Amputation Level:	Transfemoral and Transtibial
Impact Level:	High to Extreme
Maximum Patient Weight:	130kg (287lbs)

Foot information	
Categories:	1-9
Sizes:	One Size Per Category
Weight of Foot (Cat. 5):	400g (14.1oz) 694g (24.4oz) with Sole and Male Pyramid
Build Height:	261mm (10 1/4") 277mm (10 7/8") with Sole and Male Pyramid
Adapter Options:	Male or Female Bolt on Pyramid

ORDERING INFORMATION

FOR COMPLETE FLEX-RUN KIT WITH MALE PYRAMID

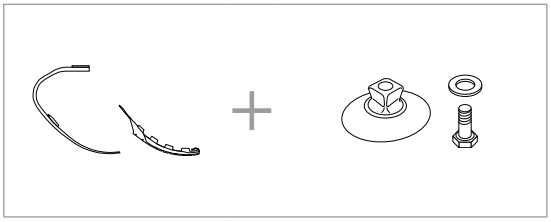

FOR COMPLETE FLEX-RUN KIT WITH FEMALE PYRAMID

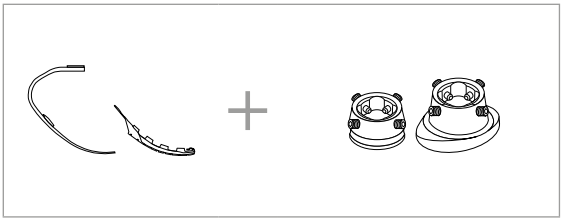



FLEX-RUN™ WITH NIKE SOLE

CATEGORY SELECTION CHART

Weight kg	37-44	45-52	53-59	60-68	69-77	78-88	89-100	101-116	117-130
Weight lbs	81-96	97-115	116-130	131-150	151-170	171-194	195-220	221-256	257-287
High to Extreme Impact Level	1	2	3	4	5	6	7	8	9

CLEARANCE

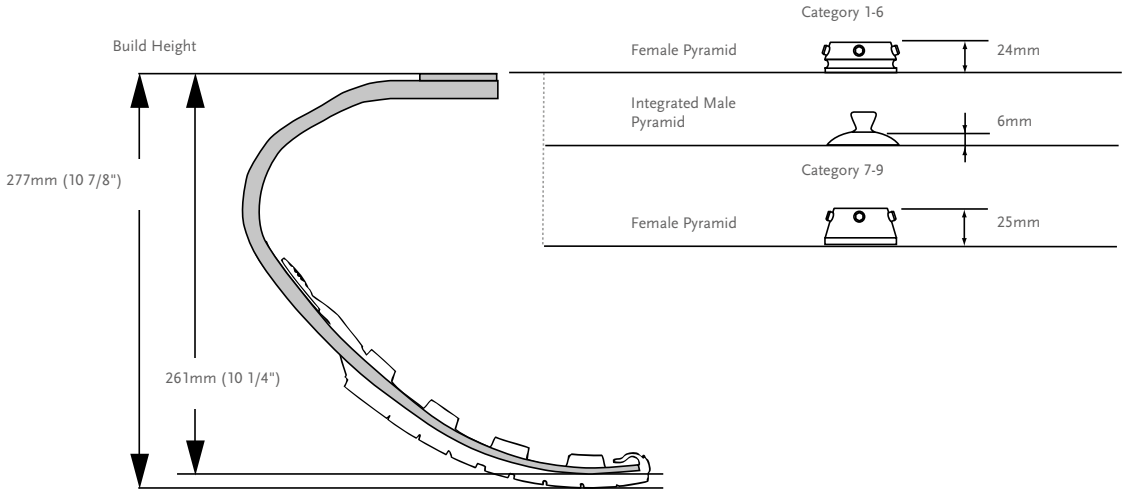

Note: Sole adds 10 mm (3/8") to build height.

KITS

FLEX-RUN KIT

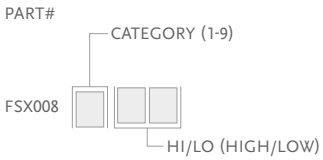

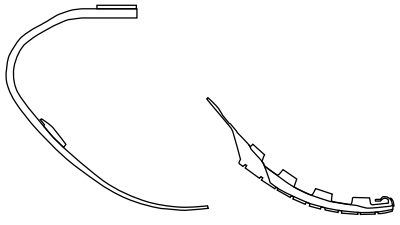

Note: Flex-Run is excluded from trial period. For LP Flex-Run see Flex-Run Junior.
For information on special or custom orders, please contact your local Össur representative.

Includes:
- Foot Module
- Attachment Plate (can be supplied bonded on the foot upon request)
- Nike Sole
- Bag for Nike Sole

FLEX-RUN™ WITH NIKE SOLE

KITS

NIKE SOLE KIT

Part#	Size	Cat.
CM150163	One Size	1-9

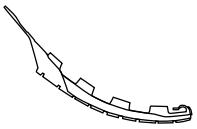

Includes:
- Nike Sole
- Medallion
- Loctite
- Bag for Nike Sole

FOOT ADAPTER SETS

Picture	Part#	Description	Weight	Bolt Size	Cat.
1.	FWX00030	Male Pyramid Foot Adapter Set	75g	M10 x 40mm	1-6
2.	CM150161	Female Pyramid Foot Adapter Set	100g	M10 x 35mm	1-6
2.	CM150162	Female Pyramid Foot Adapter Set	186g	M12 x 50mm	7-9

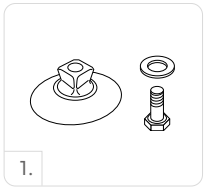

1.



2.

REPLACEMENT BOLT

Part#	Size	Cat.
CM130221	M10 x 40	1-6

COMPONENTS

Part#	Description	Cat.
FWX40001	Attachment Plate	1-6
FWX40002	Attachment Plate	7-9

FLEX-FOOT CHEETAH®

The Cheetah was the first sport foot of it's kind when first launched in 1996. Ever since the Cheetah has been a choice foot for athletes around the globe.

Cheetah is recommended for longer distance running for TT users that do not have clearance for Flex-Run with Nike Sole. For sprinting the new Team Össur favorites, Cheetah Xtreme and Cheetah Xtend are recommended.



User Information	
Amputation Level:	Transfemoral and Transtibial
Impact Level:	Extreme
Maximum Patient Weight:	147kg (325lbs)

Foot information	
Categories:	1-9
Sizes:	One Size Per Category
Weight of Foot:	512g (18.1oz)
Build Height:	411mm (16 3/8")
Adapter Options:	Lamination Connector or Pylon Connector

ORDERING INFORMATION

FOR COMPLETE CHEETAH KIT

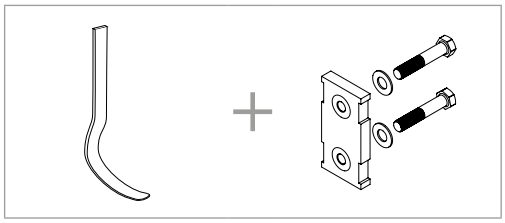

CATEGORY SELECTION CHART

Weight kg	45-52	53-59	60-68	69-77	78-88	89-100	101-116	117-130	131-147
Weight lbs	97-115	116-130	131-150	151-170	171-194	195-220	221-256	257-287	288-325
Extreme Impact Level	1	2	3	4	5	6	7	8	9

FLEX-FOOT CHEETAH®

CLEARANCE

WITH LAMINATION CONNECTOR

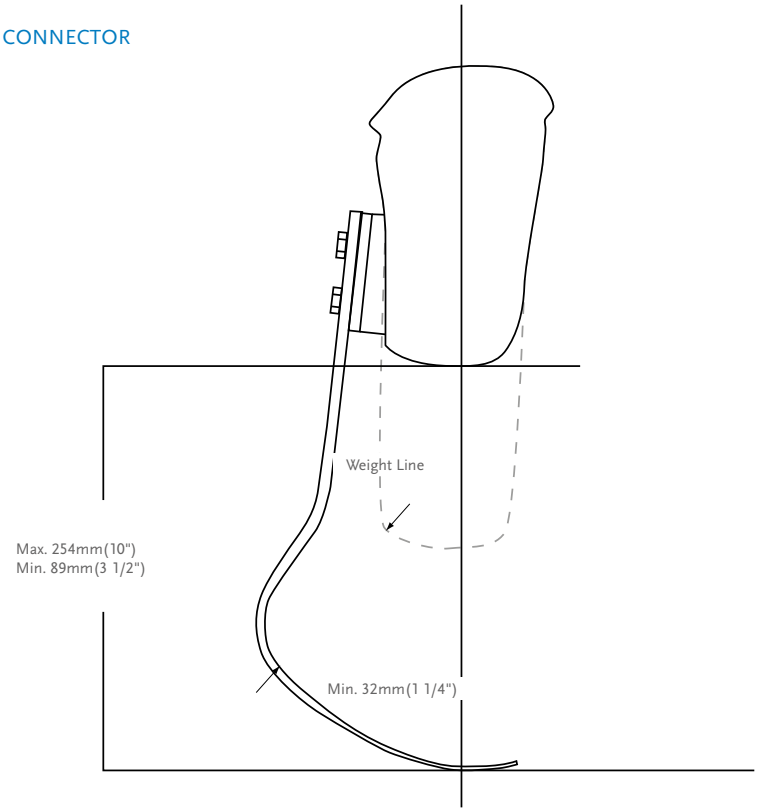

KITS

CHEETAH KIT

PART#
CATEGORY (1-9)
FSX004

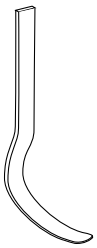

Note: Cheetah is a special order and is excluded from the trial period.

LAMINATION CONNECTOR KIT

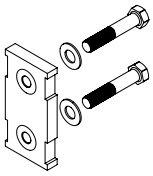

Part#	Description	Cat.
FSX50009	Lamination Connector	1-9

Includes:
- Connector
- Alignment Wedges (2°, 4°, 6°, 8°)
- Attachment Hardware
- Lamination Kit

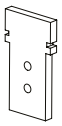

Part#	Description	Cat.
FSX50003	Pylon Connector	1-6
FSX50004	Pylon Connector	7-9

Includes:
- Connector
- Alignment Wedges (2°, 4°, 6°, 8°)
- Attachment Hardware
- Lamination Kit

FLEX-FOOT CHEETAH®

KITS

Picture	Part#	Description	Size	Cat.
1.	CM130218	Attachment Bolt for Lamination Connector	5/16"-24 x 1 1/2"	1-6
	CM130213	Attachment Bolt for Lamination Connector	3/8"-24 x 1 3/4"	7-9
2.	CM130305	Attachment Bolt for Pylon Connector	5/16"-24 x 1 1/2"	1-6
	CM130304	Attachment Bolt for Pylon Connector	3/8"-24 x 1 3/4"	7-9

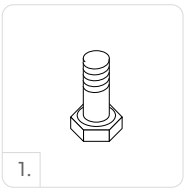
1.

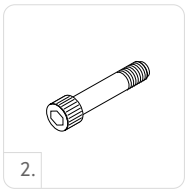
2.

L-BRACKET WITHOUT INSERTS

Picture	Part#	Description	Cat.
1.	FSX40003	5° L-Bracket Without Inserts	1-6
2.	FSX40001	20° L-Bracket Without Inserts	1-6

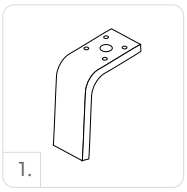
1.

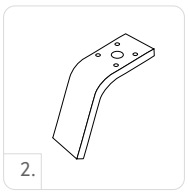
2.

L-BRACKET KITS

Picture	Part#	Description	Cat.
1.	FSX50005	5° L-Bracket Kits	1-6
2.	FSX50006	20° L-Bracket Kits	1-6

Includes:
- L-Bracket without inserts
- Pyramid Attachment Hardware
- Alignment Wedges
- Alignment Hardware

HARDWARE KIT FOR T CONNECTORS

Part#	Length		Weight		Size	Cat.
CM100054	8mm	5/16"	108g	3.8oz	x 2-1/2"	1-6
CM100055	10mm	3/8"	144g	5oz	x 2-1/2"	7-9

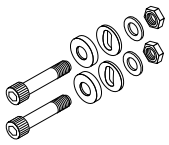

Includes:
- Bolts
- Nuts
- Spherical Washer
- Flat Washer

ALIGNMENT WEDGES

Part#	Description	Cat.
CM140502	Alignment Wedges 2°	ALL
CM140505	Alignment Wedges 4°	ALL
CM140508	Alignment Wedges 6°	ALL
CM140511	Alignment Wedges 8°	ALL

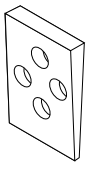

FLEX-FOOT CHEETAH® XTREME WITH NIKE SPIKE PAD

The blade of champions – inspired by the world's fastest. Cheetah Xtreme is designed as a short-distance sprinting foot, a holder of multiple world records.

Designed specifically for the fast, short-distance sprints, the carbon blade features a more extreme curve than the other Cheetahs. This dynamic shape allows the foot to flex more offering a powerful energy kick. A longer, flatter toe enhances push off, while the plantar-flexed pylon supports better forward progression.

The Nike Spike Pad has been designed exclusively for the Cheetah. It provides specialized traction that has been optimized for the blade.

A new alignment adapter for the Cheetah is now available for quicker set up and easier alignment of the blade.



User information	
Amputation Level:	Transfemoral and Transtibial
Impact Level:	Extreme
Maximum Patient Weight:	147kg (325lbs)

WATERPROOF

Foot information	
Categories:	1-9
Sizes:	One Size Per Category
Weight of Foot:	918g (32.4oz)
Max Build Height:	530mm (20 14/16")
Min Build Height:	375mm (14 3/4")
Adapter Options:	Lamination Connector

Note: Build height is from bottom of foot to center of lower bolt hole of lamination plate.

ORDERING INFORMATION

FOR COMPLETE CHEETAH XTREME KIT

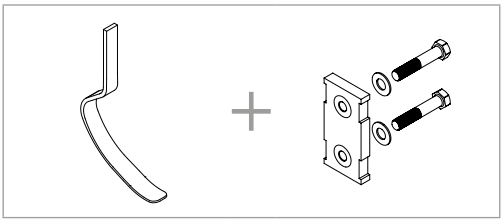

CATEGORY SELECTION CHART

Weight kg	45-52	53-59	60-68	69-77	78-88	89-100	101-116	117-130	131-147
Weight lbS	97-115	116-130	131-150	151-170	171-194	195-220	221-256	257-287	288-325
Extreme Impact Level	1	2	3	4	5	6	7	8	9

FLEX-FOOT CHEETAH® XTREME WITH NIKE SPIKE PAD

CLEARANCE

WITH LAMINATION CONNECTOR

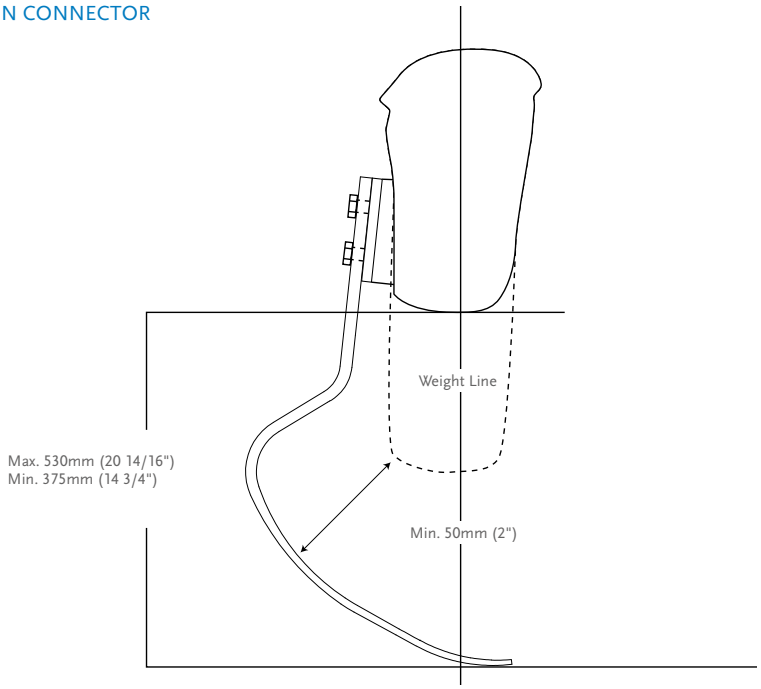

KITS

CHEETAH XTREME KIT

PART#
CATEGORY(1-9)
FSX003

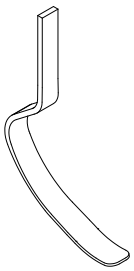

Includes:
- Cheetah Xtreme Blade
- Nike Spike Pad Kit

Note: Cheetah Xtreme is excluded from the trial period.

NIKE SPIKE PAD KIT

Part#	Description	Cat.
FSX50008	Nike Spike Pad	1-9



Includes:
- Nike Spike Pad
- 7mm (9/32") Pyramid Spikes
- Wrench

Note: Nike Spike Pad has same spikes as Nike track and field shoes, additional spikes can be purchased at Nike.

FLEX-FOOT CHEETAH® XTREME WITH NIKE SPIKE PAD

KITS

LAMINATION CONNECTOR KIT

Part#	Description	Cat.
FSX50009	Lamination Connector	1-9

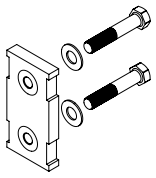

Includes:
- Connector
- Alignment Wedges (2°, 4°, 6°, 8°)
- Attachment Hardware
- Lamination Kit

L-BRACKET WITHOUT INSERTS

Picture	Part#	Description	Cat.
1.	FSX40003	5° L-Bracket Without Inserts	1-6
2.	FSX40001	20° L-Bracket Without Inserts	1-6

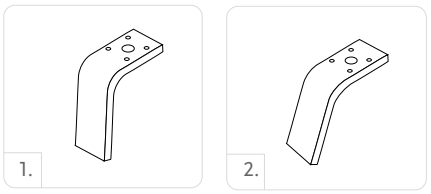

L-BRACKET KITS

Picture	Part#	Description	Cat.
1.	FSX50005	5° L-Bracket Kits	1-6
2.	FSX50006	20° L-Bracket Kits	1-6

Includes:
- L-Bracket without inserts
- Pyramid Attachment Hardware
- Alignment Wedges
- Alignment Hardware

HARDWARE KIT FOR T CONNECTORS

Part#	Length		Weight		Size	Cat.
CM100055	10mm	3/8"	144g	5oz	x 2-1/2"	1-9

Includes:
- Bolts
- Nuts
- Spherical Washer
- Flat Washer



ALIGNMENT ADAPTER KIT

Part#	Description	Cat.
FSX50007	Alignment Adapter	ALL

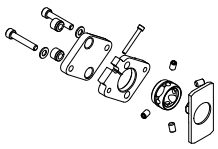

ALIGNMENT WEDGES

Part#	Description	Cat.
CM140515	Alignment Wedges 2°	ALL
CM140516	Alignment Wedges 4°	ALL
CM140517	Alignment Wedges 6°	ALL
CM140518	Alignment Wedges 8°	ALL

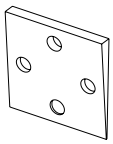

TTACHMENT BOLT FOR LAMINATION CONNECTOR

Part#	Description	Size	Cat.
CM130211	Attachment Bolt for Lamination Connector	3/8"-24 x 1 1/2"	1-9
CM130213	Attachment Bolt for Lamination Connector	3/8"-24 x 1 3/4"	1-9
CM130214	Attachment Bolt for Lamination Connector	3/8"-24 x 1 3/8"	1-9

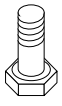

FLEX-FOOT CHEETAH® XTEND WITH NIKE SPIKE PAD

Kick into high gear with a responsive and comfortable ride from start to finish.

The Cheetah Xtend is the perfect companion for longer sprints and short-distance running (400-5000m). This highly effective carbon fiber blade has a continuous curve toward the toe offering a smooth rollover. The longer, flatter toe enhances push off, while the plantar flexed pylon supports better forward progression.

The Nike Spike Pad has been designed exclusively for the Cheetah. It provides specialized traction that has been optimized for the blade.

A new alignment adapter for the Cheetah is now available for quicker set up and easier alignment off the blade.



User Information	
Amputation Level:	Transfemoral and Transtibial
Impact Level:	Extreme
Maximum Patient Weight:	147kg (325lbs)

WATERPROOF

Foot information	
Categories:	1-9
Sizes:	One Size Per Category
Weight of Foot:	750g (26.4oz)
Max Build Height:	451mm (17 3/4")
Min Build Height:	330mm (13")
Adapter Options:	Lamination Connector

Note: Build height is from bottom of foot to center of lower bolt hole of lamination plate.

ORDERING INFORMATION

FOR COMPLETE CHEETAH XTEND KIT

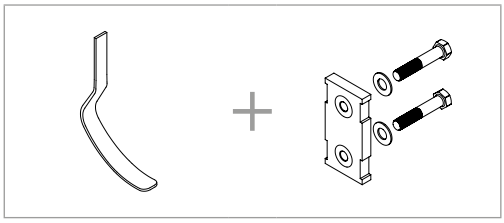

CATEGORY SELECTION CHART

Weight kg	45-52	53-59	60-68	69-77	78-88	89-100	101-116	117-130	131-147
Weight lbs	97-115	116-130	131-150	151-170	171-194	195-220	221-256	257-287	288-325
Extreme Impact Level	1	2	3	4	5	6	7	8	9

FLEX-FOOT CHEETAH® XTEND WITH NIKE SPIKE PAD

CLEARANCE

WITH LAMINATION CONNECTOR

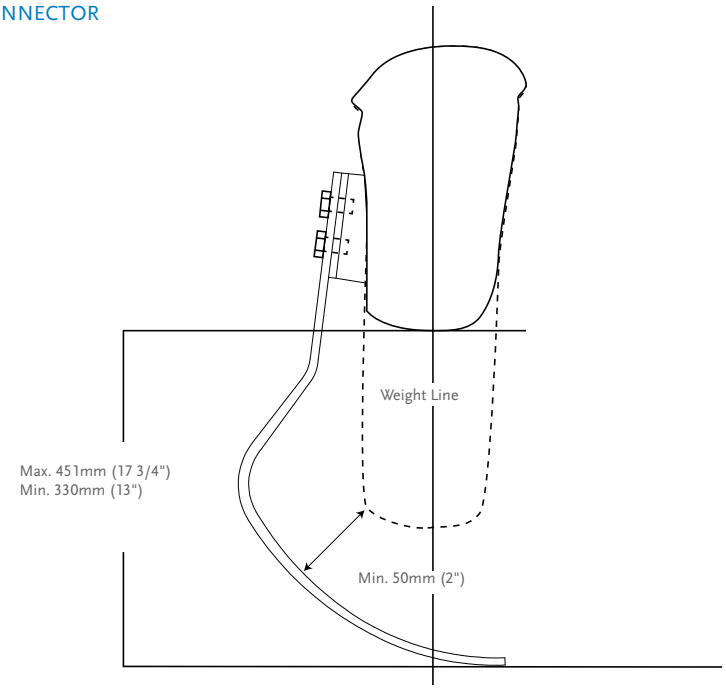

KITS

CHEETAH XTEND KIT

PART#
CATEGORY(1-9)
FSX006

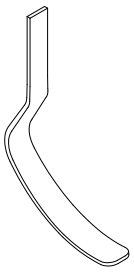

Includes:
- Cheetah Xtend Blade
- Nike Spike Pad Kit

Note: Cheetah Xtend is excluded from the trial period.

NIKE SPIKE PAD KIT

Part#	Description	Cat.
FSX50008	Nike Spike Pad	1-9



Includes:
- Nike Spike Pad
- 7mm (9/32") Pyramid Spikes
- Wrench

Note: Nike Spike Pad has same spikes as Nike track and field shoes, additional spikes can be purchased at Nike.

FLEX-FOOT CHEETAH® XTEND WITH NIKE SPIKE PAD

KITS

LAMINATION CONNECTOR KIT

Part#	Description	Cat.
FSX50009	Lamination Connector	1-9

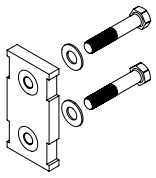

Includes:
- Connector
- Alignment Wedges (2°, 4°, 6°, 8°)
- Attachment Hardware
- Lamination Kit

L-BRACKET WITHOUT INSERTS

Picture	Part#	Description	Cat.
1.	FSX40003	5° L-Bracket Without Inserts	1-6
2.	FSX40001	20° L-Bracket Without Inserts	1-6

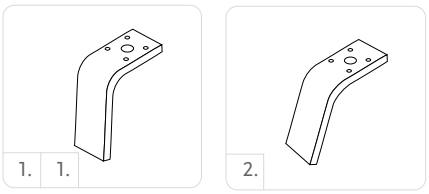

L-BRACKET KITS

Picture	Part#	Description	Cat.
1.	FSX50005	5° L-Bracket Kits	1-6
2.	FSX50006	20° L-Bracket Kits	1-6

Includes:
- L-Bracket without inserts
- Pyramid Attachment Hardware
- Alignment Wedges
- Alignment Hardware

HARDWARE KIT FOR T CONNECTORS

Part#	Length		Weight		Size	Cat.
CM100055	10mm	3/8"	144g	5oz	x 2-1/2"	1-9

Includes:
- Bolts
- Nuts
- Spherical Washer
- Flat Washer



ALIGNMENT ADAPTER KIT

Part#	Description	Cat.
FSX50007	Alignment Adapter	ALL

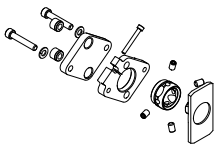

ALIGNMENT WEDGES

Part#	Description	Cat.
CM140515	Alignment Wedges 2°	ALL
CM140516	Alignment Wedges 4°	ALL
CM140517	Alignment Wedges 6°	ALL
CM140518	Alignment Wedges 8°	ALL

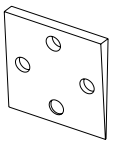

TTACHMENT BOLT FOR LAMINATION CONNECTOR

Part#	Description	Size	Cat.
CM130211	Attachment Bolt for Lamination Connector	3/8"-24 x 1 1/2"	1-9
CM130213	Attachment Bolt for Lamination Connector	3/8"-24 x 1 3/4"	1-9
CM130214	Attachment Bolt for Lamination Connector	3/8"-24 x 1 3/8"	1-9

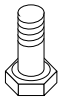

ÖSSUR JUNIOR SOLUTIONS



ICEROSS JUNIOR



TOTAL KNEE JUNIOR



VARI-FLEX JUNIOR



FLEX-FOOT JUNIOR



CHEETAH JUNIOR
WITH NIKE SOLE



CHEETAH
XPLORE JUNIOR



FLEX-RUN JUNIOR
WITH NIKE SOLE



JUNIOR ADAPTERS

ÖSSUR JUNIOR SOLUTIONS

INTRODUCTION

The security and well-being of children are top priorities. All products in the Junior Solution range have been designed to facilitate movements distinct to children and to suit their specific anatomy.

Össur Junior Solution offers an advanced and complete lower limb system for active youngsters.

The first product line specifically designed for children aged 5-12 years, incorporates proven silicone and carbon fiber technology for outstanding performance.

ICEROSS STABILO® JUNIOR LOCKING LINER WITH WAVE



Iceross Stabilo Junior Locking Liner with Wave is especially designed for children providing them comfort and stability.

The liner helps children to engage in high impact daily activities. Active Skin Care ingredients are built into the silicone material. Children can decorate their liners and personalize them. There are 4 different colored permanent markers included with the liner.

Össur recommends that Iceross Stabilo Junior Locking Liner with Wave is used in conjunction with the Icelock® 700 Series.

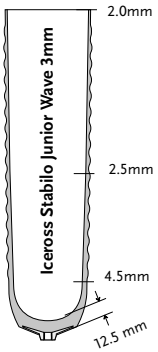



User information	
Amputation Level:	Transtibial application for children
Impact Level:	Low to Extreme
Liner information	
Size Standard:	12,14,16,18.
Profile:	3mm
Matrix:	10cm

SUSPENSION METHOD



LOCKING

FEATURES



STABILIZING MATRIX | FABRIC COVER | ACTIVE SKIN CARE | SILKEN INNER SURFACE | WAVE

PART NUMBER INFORMATION - ICEROSS STABILO JUNIOR WAVE LINER

Part#	Profile	Suspension Method	Matrix
I-8301XX	3mm	Locking	10cm



ICEROSS DERMO® JUNIOR LOCKING LINER WITH WAVE



Iceross Dermo Junior Locking Liner with Wave offers comfort and impact protection for children with sensitive skin engaging in medium impact daily activities. Active Skin Care ingredients are built into the silicone material.

Children can decorate their liners and personalize them. There are 4 different colored permanent markers included with the liner.

Össur recommends that Iceross Dermo Junior Locking Liner with Wave is used in conjunction with the Icelock® 700 Series.

User Information	
Amputation Level:	Transtibial application for children
Impact Level:	Low to High
Liner Information	
Size Standard:	12, 14, 16, 18.
Profile:	3mm
Matrix:	10mm

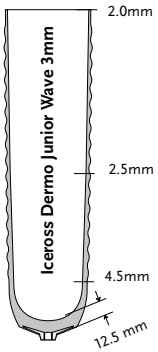



SUSPENSION METHOD



LOCKING

FEATURES



STABILIZING MATRIX | FABRIC COVER | ACTIVE SKIN CARE | SILKEN INNER SURFACE | WAVE

PART NUMBER INFORMATION - ICEROSS DERMO JUNIOR WAVE LINER

Part#	Profile	Suspension Method	Matrix
I-8302XX	3mm	Locking	10cm



VARI-FLEX® JUNIOR



Vari-Flex Junior provides a combination of comfort and dynamics. It is specially made for those children who require the additional energy response.

Vari-Flex Junior is lightweight, easy to assemble and has a slender profile which makes it easy to cosmetically cover. It ensures high levels of user confidence and security. Promoting a natural gait with less fatigue and strain on the lower back and sound side.



User Information	
Amputation Level:	Transfemoral and Transtibial
Impact Level:	Low to High
Maximum Patient Weight:	55kg (121lbs)



FULL LENGTH TOE LEVER



ACTIVE TIBIAL PROGRESSION



SANDAL TOE



WEATHERPROOF

Foot Information	
Categories:	1-4
Sizes:	16-24
Weight of Foot: (Size 18)	314g (11oz)
Build Height: (Size 18)	120mm (4 3/4")
Heel Height:	10mm (3/8")
Adapter Options:	Integrated male pyramid. Cat 1-3 use Junior Pyramids; Cat 4 uses Adult Pyramids.

CATEGORY SELECTION CHART

Weight kg	15-24	25-34	35-45	46-55
Weight lbs	33-53	54-75	76-99	100-121
16	1	N/A	N/A	N/A
17	1	N/A	N/A	N/A
18	1	2	N/A	N/A
19	1	2	N/A	N/A
20	N/A	2	3	N/A
21	N/A	2	3	N/A
22	N/A	2	3	4
23	N/A	2	3	4
24	N/A	N/A	N/A	4

NOTE: The above categories apply only to Vari-Flex Junior

VARI-FLEX® JUNIOR

CLERANCE

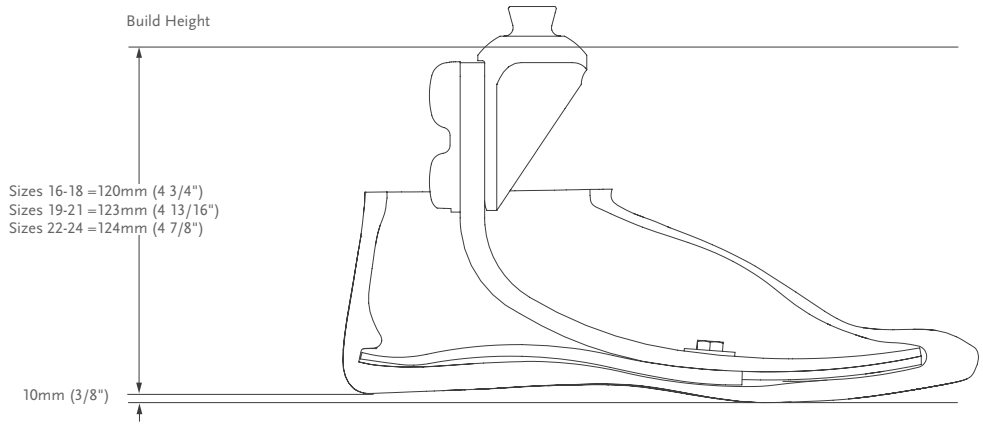

KITS

VARI-FLEX JUNIOR KIT WITH MALE PYRAMID

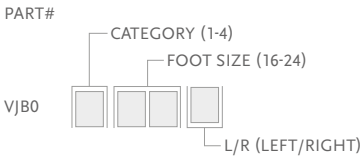

Includes:
- Foot Module
- Heel Wedge
- Male Pyramid

COMPONENTS

JUNIOR HEEL WEDGE KIT

Part#	Foot Size	Cat.
CM150017	16-24	All

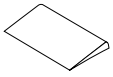

Includes:
- 1 Wedge
- Adhesive

VARI-FLEX® JUNIOR

COSMETIC FINISHING

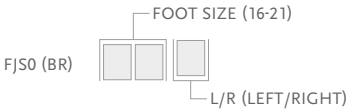



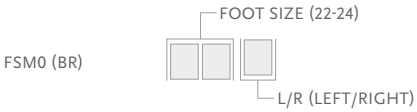



Includes:
- Foot Cover*
- Flex-Foot Sock

*Please specify when ordering brown covers add "BR" to the part#.

Part#	Description	Size
FCX63008	Flex-Foot Sock	16-24



FLEX-FOOT® JUNIOR

Flex-Foot Junior provides that important energy return that children require. The Carbon X® Active Heel stores energy and absorbs shock loads while the full-length toe lever contributes to stability and even stride length.

The low profile, energy storing foot module features a sandal toe shape and an integrated male pyramid. The shape of the pyramid adapter contributes to progressive stiffening of the foot, and the carbon fiber layering technique is specifically designed to offer the support and flexibility needed for the varied movements of children.



User Information	
Amputation Level:	Transfemoral and Transtibial
Impact Level:	Low to High
Maximum Patient Weight:	45kg (100lbs)

FULL LENGTH TOE LEVER

SANDAL TOE

WEATHERPROOF

Foot Information	
Categories:	1-3
Sizes:	16-21
Weight of Foot: (Size 19)	288g (10.2oz)
Build Height: (Size 19)	46mm (1 13/16")
Heel Height:	10mm (3/8")
Adapter Options:	Integrated male pyramid.

CATEGORY SELECTION CHART

Weight kg	15-24	25-34	35-45
Weight lbs	33-53	54-75	76-99
CATEGORY	1	2	3

NOTE: The above categories apply only to Flex-Foot Junior

*All sizes not available for each category

CLERANCE

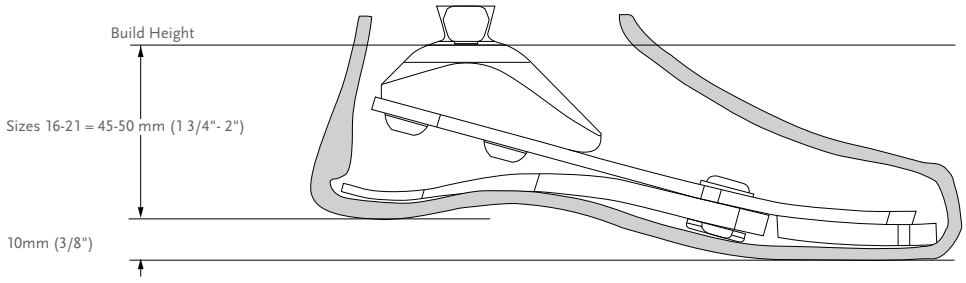

FLEX-FOOT® JUNIOR

KITS

FLEX-FOOT JUNIOR

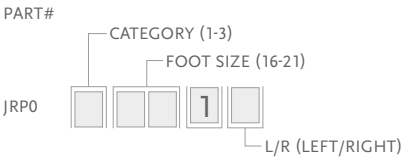

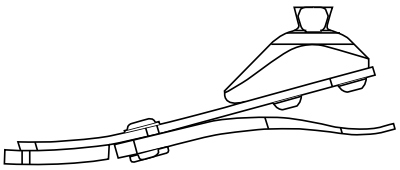

Includes:
- Toe Cushion
- Foot Module
- Heel Module
- Heel Fasteners
- Heel Wedges
- Male Pyramid

COMPONENTS

JUNIOR HEEL WEDGE KIT

Part#	Foot Size	Cat.
CM150017	16-21	All

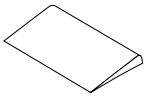

Includes:
- 1 Wedge
- Adhesive

COSMETIC FINISHING

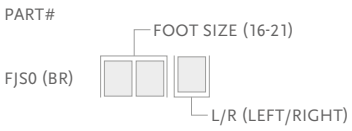



Includes:
- Foot Cover*
- Flex-Foot Sock

*Please specify when ordering brown covers add "BR" to the part#.

Part#	Description	Size
FCX63008	Flex-Foot Sock	16-21



CHEETAH® JUNIOR WITH NIKE SOLE

Custom-built, high-performance carbon fiber foot designed primarily for sporting activities for both transtibial and transfemoral users. It attaches posterior to the socket, making it agile, strong and a proven performer for those children who want to practice sports.

The Nike Sole is designed to offer stability and smooth natural rollover.



User Information	
Amputation Level:	Transfemoral and Transtibial
Impact Level:	High to Extreme
Maximum Patient Weight:	55Kg (121 lbs)

WATERPROOF

Foot information	
Categories:	1-4
Sizes:	One Size
Weight of Foot:	232g (8.2 oz)
Weight of Sole:	114g (4.0 oz)
Build Height:	Min:182 mm (7 3/ 16) Max: 307 mm (12 1/16)
Adapter Options:	Lamination Connector

CATEGORY SELECTION CHART

Weight kg	15-24	25-34	35-45	46-55
Weight lbs	33-53	54-75	76-99	100-121
High to Extreme Impact Level	1	2	3	4

CHEETAH® JUNIOR WITH NIKE SOLE

CLEARANCE

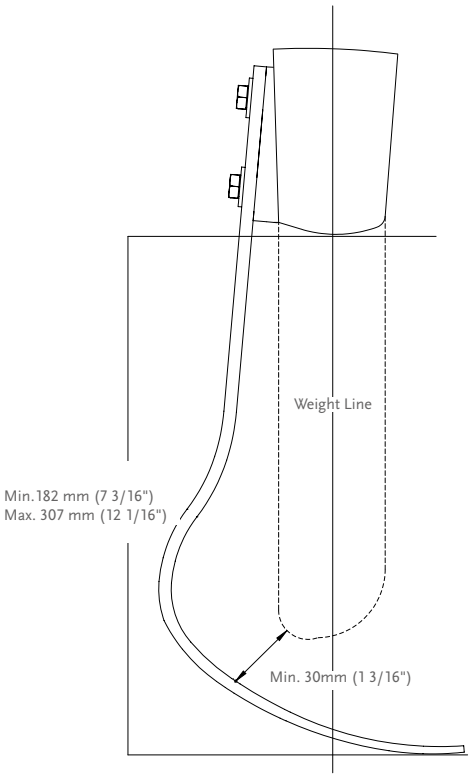

*Note: Sole adds 10 mm (3/8") to build height.

KITS

CHEETAH KIT

PART#
CATEGORY (1-4)
CJX0 00

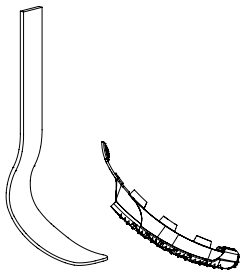

NIKE SOLE JUNIOR VERSION KIT

Part#	Size	Cat.
CM150164	One Size	1-4

Includes:
- Nike Sole
- Medallion
- Loctite
- Inside Sole
- Bag for Nike Sole

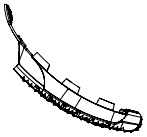

COMPONENTS

Part#	Description
CHX50001	Connector Kit

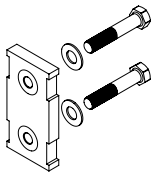

CHEETAH® XPLORE JUNIOR

A custom-built, hybrid carbon fiber foot designed to function as both an everyday and sports foot.

For kids that require the flexibility of an everyday walking foot and a running foot in a single prosthesis, Cheetah Xplore Junior is the answer. Cheetah Xplore couples the proven performance of our Cheetah sprinting foot with a heel for everyday walking/standing.



User Information	
Amputation Level:	Transfemoral and Transtibial
Impact Level:	Moderate to Extreme
Maximum Patient Weight:	55Kg (121 lbs)

FULL LENGTH TOE LEVER

ACTIVE TIBIAL PROGRESSION

WATERPROOF

Foot information	
Categories:	1-4
Sizes:	One Size
Weight of Foot:	312g (11 oz)
Build Height:	Min:185 mm (7 5/16) Max: 311 mm (12 1/4)
Adapter Options:	Lamination Connector

CATEGORY SELECTION CHART

Weight kg	15-24	25-34	35-45	46-55
Weight lbs	33-53	54-75	76-99	100-121
Moderate to Extreme Impact Level	1	2	3	4



CHEETAH® XPLORE JUNIOR

CLEARANCE

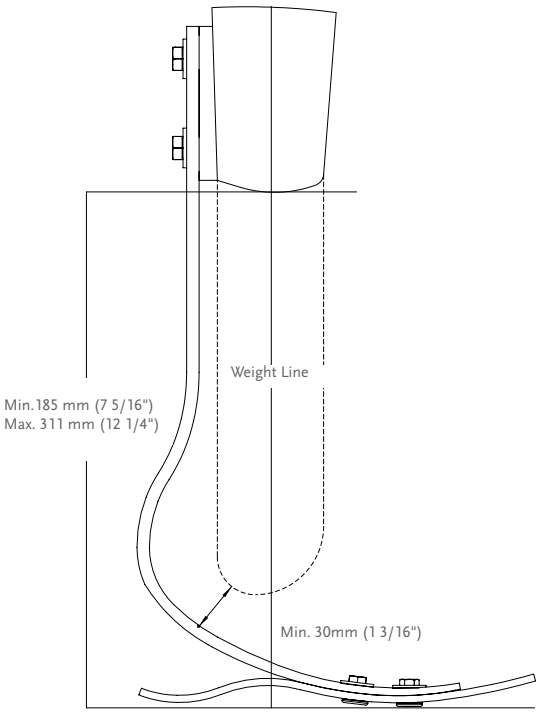

KITS

CHEETAH XPLORE KIT

PART#
CATEGORY (1-4)
CHX0 24

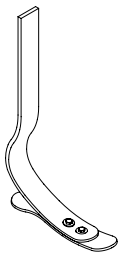

COMPONENTS

Part#	Description
CHX50001	Connector Kit

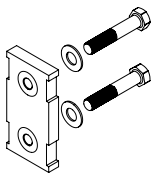

Part#	Description
CHX50002	Sole Plate For Cat 1 & 2
CHX50003	Sole Plate For Cat 3 & 4

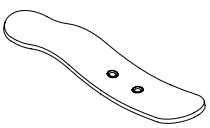

CHEETAH® XPLORE JUNIOR

COSMETIC FINISHING

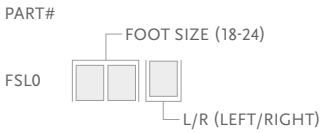





Includes:
- Foot Cover Kit
- Foot Cover Attachment
- Flex-Foot Sock

Part#	Description	Size
FCX63008	Flex-Foot Sock	18-24

FLEX-RUN™ JUNIOR WITH NIKE SOLE

The Flex-Run Junior is a custom designed solution for children. Its vertical compliance and efficient energy return are musthaves for high active children.

The Flex-Run Junior offers increased cushioning and lower-frequency response makes this foot suitable for Transfemoral and Transtibial users.

The Nike Sole is designed to offer stability and smooth natural rollover.



User Information	
Amputation Level:	Transfemoral and Transtibial
Impact Level:	High to Extreme
Maximum Patient Weight:	84Kg (185lbs)

Foot Information	
Categories:	1-6
Sizes:	One Size
Weight of Foot:	336g (11.9 oz)
Build Height:	Min: 200 mm (7 7/ 8")
Adapter Options:	Male or Female Bolt on Pyramid

WATERPROOF

CATEGORY SELECTION CHART

Weight kg	15-24	25-34	35-45	46-55	57-67	68-84
Weight lbs	33-53	54-75	76-99	100-123	124-147	148-185
High to Extreme Impact Level	1	2	3	4	5	6

FLEX-RUN™ JUNIOR WITH NIKE SOLE

CLEARANCE

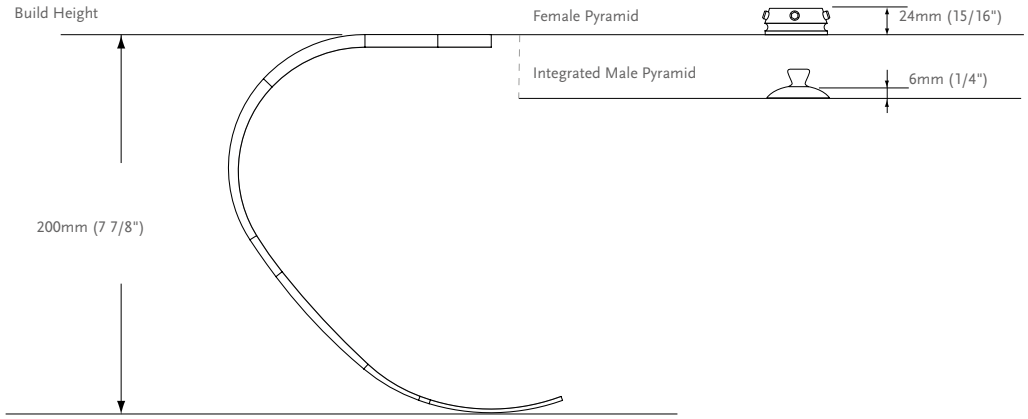

*Note: Sole adds 10 mm (3/8") to build height.

KITS

FLEX-RUN KIT

PART#
CATEGORY (1-6)
FSX007

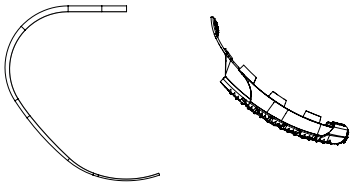

NIKE SOLE JUNIOR VERSION KIT

Part#	Size	Cat.
CM150164	One Size	1-6

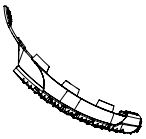

Includes:
- Nike Sole
- Medallion
- Loctite
- Inside Sole
- Bag for Nike Sole

COMPONENTS

Part#	Description	Cat.
FWX40001	Attachment Plate	1-6

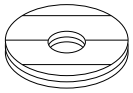

FOOT ADAPTER SETS

Picture	Part#	Description	Weight	Bolt Size	Cat.
1.	FWX00031	Junior Male Pyramid Foot Adapter Set	30g	M8 x 30mm	1-3
2.	FWX00030	Adult Male Pyramid Foot Adapter Set*	80g	M10 x 40mm	1-6
3.	CM150161	Adult Female Pyramid Foot Adapter Set*	100g	M10 x 35mm	1-6

*Adult componentry is used for Flex-Run Junior

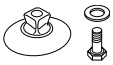
1.

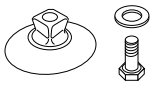
2.


3.

REPLACEMENT BOLT

Part#	Size	Cat.
CM130221	M10 x 40 mm	1-6
CM130103	M10 x 35 mm	1-6
CM130237	M8 x 30 mm	1-3

TOTAL KNEE® JUNIOR



The Total Knee Junior is a small version of the adult models which offers security, natural motion, walking ease, and easy to cosmetically cover. Offerering up to 150 degrees of knee flexion makes the Total Knee Junior versatile and natural for children who have a broad range of very high level activities: walking, running, sitting, squatting, and kneeling activities.

- Polycentric knee with geometric locking system
- Adjustable stance flexion
- Adjustable extension promoter
- Low build height and slender profile



Patient Profile:	
Amputation Level:	Transfemoral and Knee Disarticulation
Impact Level:	All
Maximum Patient Weight:	45kg (100lbs)

Product Information:	
Build Height:	156mm (6")
Weight of Knee:	395g (0.87lbs)
Flexion:	Stop at 160°

CLEARANCE

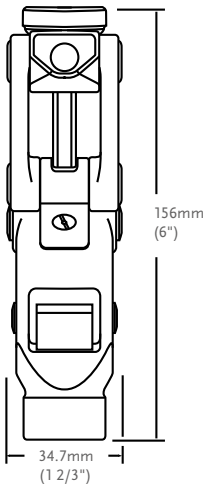

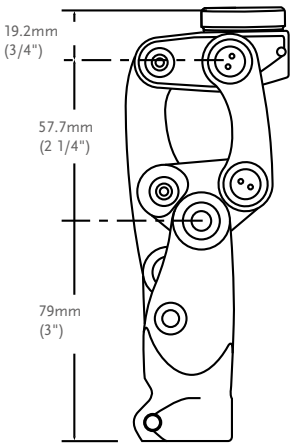

TOTAL KNEE® JUNIOR

KITS

Part#	Description
1100	Total Knee Junior
1100-KE	Total Knee Junior W/4-Prong Socket Adapter
1100-OS	Total Knee Junior W/Male Pyramid Adapter

COMPONENTS

PEDIATRIC 4-HOLE ADAPTER
An additional option for knee disarticulation

Part#	Description	Build Height		Weight	
AJ-122300	Aluminum	8.5mm	5/16"	36g	1.3oz



PEDIATRIC PYRAMID ADAPTER (RATED TO 45KG)
Indicated for users requiring further alignment adjustments.

Part#	Description	Build Height		Weight	
AJ-831300	Aluminum / Titanium Pyramid Insert	17.5mm	11/16"	41g	1.4oz



BUMPER SELECTION CHART

Part#	Description	Color	Durometer	Patient Weight Kg
1100-119G	Bumper	Green	Soft	Approx. 14-20kg (30-44lbs)
1100-119B	Bumper	Black	Regular	Approx. 20-29kg (44-64lbs)
1100-119R	Bumper	Red	Firm	Approx. 29-36kg (64-79lbs)
1100-119Y	Bumper	Yellow	Extra Firm	Approx. 36-45kg (79-99lbs)

PEDIATRIC BUMPER AND SHIM KIT

Part#	Description
1100-Kit	A complete set of Bumpers and Shims

Includes:
- One Bumper of each durometer
- One 0.38mm Shim
- One 0.76mm Shim

SHIMS

Part#	Description
1100-121A	0.38mm Plastic Shim
1100-121B	0.76mm Plastic Shim

TOTAL KNEE® JUNIOR

COMPONENTS

EXTENSION PROMOTER

The extension promoter assists in reducing excessive heel rise during periods of faster walking or increased activity.

Part#	Description
1105-A	Assists in limiting heel rise, and moving the knee into a fully extended position.

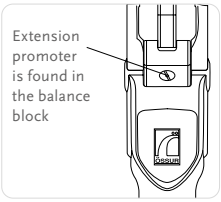

EXTENSION ASSIST

Part#	Description	Color	Stiffness
1170	Fully assembled extension with yellow spring inserted. Also includes blue spring.	Yellow	Regular
		Blue	Firm

JUNIOR COSMETIC FINISHING

Picture	Part#	Description
1	1145	Junior Shin Ferrule, black. Protects the knee unit and increases ease of foam cover application.
2	1150	Junior Knee Cap, small, black
3	1151	Junior Knee Cap, large, beige


1.


2.


3.

JUNIOR ADAPTERS

SOCKET ADAPTERS (45KG (100LBS) WEIGHT LIMIT ON ALL JUNIOR ADAPTERS)

4-PRONG SOCKET ADAPTER

Part#	Material	Build Height		Weight	
AJ-114040	Stainless Steel	9.5mm	3/8"	79g	2.8oz



FEMALE PYRAMID INSERT FOR PRONG

Part#	Material	Build Height		Weight	
AJ-142300	Aluminum	12mm	1/2"	36g	1.3oz

Note: Can be used in conjunction with Models AJ-831300, AJ-122300, or AJ-114040.



MALE PYRAMID INSERT FOR PRONG

Part#	Material	Build Height		Weight	
AJ-133300	Aluminum / Stainless Steel Pyramid Insert	5.5mm	1/4"	36g	1.3oz

Note: Can be used in conjunction with Models AJ-831300, AJ-122300, or AJ-114040.



4-HOLE SOCKET ADAPTER

Part#	Material	Build Height		Weight	
AJ-122100	Aluminum	14mm	9/16"	46g	1.6oz



4-HOLE ADAPTERS

4-HOLE MALE PYRAMID

Part#	Material	Build Height		Weight	
AJ-233100	Aluminum / Stainless Steel	6mm	1/4"	39g	1.4oz



4-HOLE FEMALE PYRAMID

Part#	Material	Build Height		Weight	
AJ-242100	Aluminum	14mm	9/16"	34g	1.2oz



FEMALE TUBE CLAMP

Part#	Material	Build Height		Weight	
AJ-342100	Aluminum	14mm	9/16"	48g	1.7oz



TUBE JUNIOR, 22MM (7/8")

Part#	Material	Length		Weight	
AJ-712010	Aluminum	250mm	9 3/4"	104g	3.7oz



HEIGHT ADJUSTABLE PYLON - JUNIOR

Part#	Material	Min. Height		Min. Build Height		Range of Adjustment		Weight	
AJ-542350	Aluminum	76mm	3"	76mm	3"	76-102mm	3-4"	145g	5.1oz



SACH FOOT ADAPTER

8MM (5/16") SACH FOOT ADAPTER

Part#	Material	Build Height		Weight	
AJ-833100	Stainless Steel Aluminum	6mm	1/4"	54g	1.9oz



ÖSSUR POST-OP SOLUTIONS



ÖSSUR RIGID DRESSING



ICEROSS POST-OP TT LINER



ICEROSS POST-OP TF LINER



FIRST LINER

POST-OP THERAPY BY ÖSSUR

INTRODUCTION

For the last decade, Iceross silicone liners have been used in hospitals for compression therapy following transtibial amputation with good results. It is important for health care specialists who are planning to use this method to adapt the protocol to their own environment.

Results from the use of an Iceross Post-Op liner will be obtained if an Össur Rigid Dressing (ORD) has been applied to the residual limb immediately following amputation surgery and used for 5-7 days.

Compression therapy with the Iceross Post-Op liner should start 5-7 days following amputation surgery. Use of the silicone liner at this early stage is essential, as the largest change in residual limb volume occurs during the first weeks after amputation. Compression therapy is effective during this period. The liner is introduced gradually ensuring the amputee and their residual limb become accustomed to the compression and new environment.

Post-Op therapy with the ORD and Iceross Post-Op liner ensures a high quality compression treatment. It shapes the residual limb and enables it to mature more effectively.

CHARACTERISTICS

POST-OP THERAPY BY ÖSSUR

Post-Op Therapy with ORD and the Iceross Post-Op liner ensures a high quality compression treatment. It shapes the residual limb and enables it to mature more effectively.



ÖSSUR RIGID DRESSING (ORD)

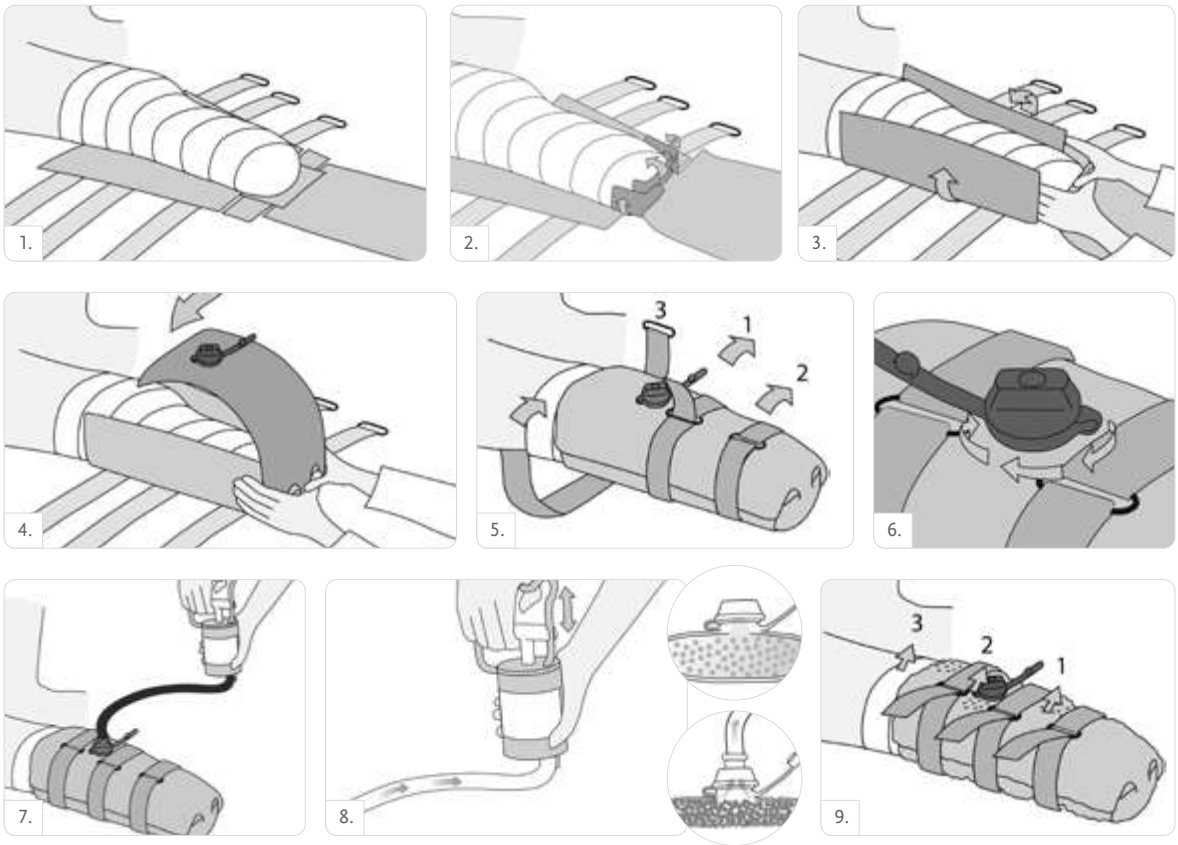

POST-OP THERAPY BY ÖSSUR

INTRODUCTION

ICEROSS POST-OP THERAPY


1.

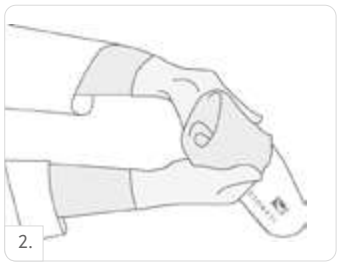
2.


3.

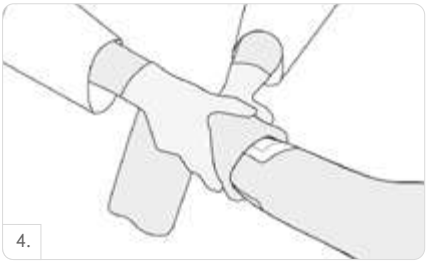
4.


5.

ÖSSUR RIGID DRESSING (ORD)

The Össur Rigid Dressing immobilizes, protects and controls post-operative oedema in the residual limb immediately following transtibial amputation surgery.

Immobilization and oedema control are achieved by providing a firm dressing formed to match the volume and shape of the residual limb.

Immobilization assists in the prevention of contractures by restricting knee flexion. Effectively constraining and matching the volume of the residual limb will prevent an increase in oedema following surgery. Containing the residual limb prevents discomfort, caused by bed trauma and possible falls during early rehabilitation.

The ORD is made out of soft and pliable material and can thus be formed to the residual limb. The dressing is then made rigid by creating a vacuum in the internal chambers of the product.



SIZE SELECTION

Size	Circumference 4 cm from Distal End of Residual Limb	Circumference 50 cm from Distal End of Residual Limb
Small	Up to 42 cm	Up to 58 cm
Large	42-65 cm	58-70 cm

Note: All circumference measurements are taken over dressings and padding material.

PART NUMBER INFORMATION - ÖSSUR RIGID DRESSING (ORD)

Part#	Description	Size
K-239100	Össur Rigid Dressing	Small
K-239101	Össur Rigid Dressing	Large
K-239105	Vacuum Pump for Rigid Dressing	



ICEROSS® POST-OP TT LINER



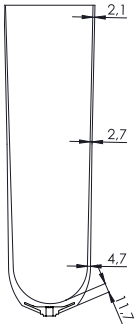



The Iceross POST-OP liner is used for compression therapy. Best results are obtained with an Iceross POST-OP liner if an Össur Rigid Dressing (ORD) has been applied to the residual limb immediately following amputation surgery and used for 5–7 days. The Iceross POST-OP liner features a Easy Glide coating that makes donning and doffing easier.

Early treatment with an Iceross POST-OP liner has been shown to assist early mobilization and speed up the wound healing process of the residual limb. This makes it possible to provide the amputee with a prosthesis at an earlier stage, leading to less dependence on medical staff.

Compression therapy with the Iceross POST-OP liner gives the residual limb an optimal shape for prosthetic socket fitting, thereby reducing the risk of prosthetic complications. The liner is autoclavable and can be used with an interim socket.

The main objectives of Iceross POST-OP liner use are to:

- Reduce the wound healing time
- Assists in Edema reduction
- Support the reduction of the stump volume
- Accelerate the time to prosthetic fitting

User Information	
Amputation Level:	Transtibial
User:	New amputee
Liner Information	
Sizes:	22,23.5,25,26.5,28,30,32,34,36,38,40,42,45.
Profile:	2mm
Matrix:	10cm

FEATURES



STABILIZING MATRIX



EASY GLIDE

PART NUMBER INFORMATION - ICEROSS POST-OP

Part#	Profile	Suspension Method	Matrix
I-PO12XX	2mm	Locking	10cm

ICEROSS® POST-OP TF LINER

The Iceross POST-OP liner is used for compression therapy. The Iceross POST-OP liner features a Easy Glide coating that makes donning and doffing easier.

Early treatment with an Iceross POST-OP liner has been shown to assist early mobilization and speed up the wound healing process of the residual limb. This makes it possible to provide the amputee with a prosthesis at an earlier stage, leading to less dependence on medical staff.

Compression therapy with the Iceross POST-OP liner gives the residual limb an optimal shape for prosthetic socket fitting, thereby reducing the risk of prosthetic complications. The liner is autoclavable.

The main objectives of Iceross POST-OP liner use are to:

- Reduce the wound healing time
- Assists in Edema reduction
- Support the reduction of the stump volume
- Accelerate the time to prosthetic fitting

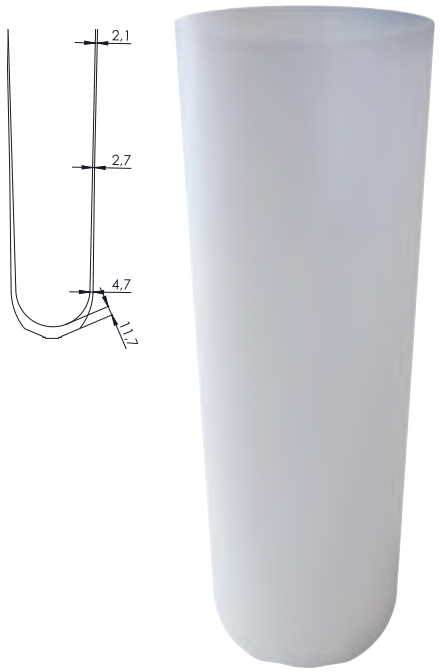

User Information	
Amputation Level:	Transfemoral
User:	New amputee
Liner Information	
Sizes:	30, 32, 34, 36, 38, 40, 42, 45, 50, 55
Profile:	2mm

FEATURES

EASY GLIDE

PART NUMBER INFORMATION - ICEROSS POST-OP

Part#	Profile	Suspension Method
I-PO22XX	2mm	N/A

FIRST™

FIRST liner provides a secure suspension between the residual limb and the prosthesis. It has been specially developed for the initial supply (interim supply) of the users. The silicone used is particularly permeable to water vapor and has a microscopically smooth surface. Liner transparency permits regular inspection of the residual limb.

- Simple and fast donning and doffing due to the easy-glide surface coating
- Easy to clean
- Liner transparency permits regular inspection of the residual limb for safe and reliable care
- Water-resistant. Suitable for taking a bath, swimming, showering
- Direct casting is possible - no isolation foil necessary

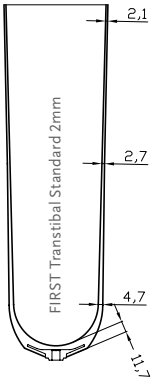

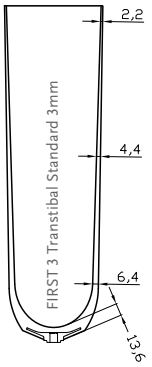



User Information	
Amputation Level:	Transtibial
Impact Level:	Low to Moderate
Liner Information	
Size Standard:	18, 20, 22, 23.5, 25, 26.5, 28, 30, 32, 34, 36, 38, 40, 42, 45
Profile:	2 mm, 3 mm
Matrix:	Proprioceptive 2-zone matrix, internal, 5cm + 3cm and 10cm + 3cm

SUSPENSION METHOD

LOCKING

FEATURES

STABILIZING MATRIX

EASY GLIDE

PART NUMBER INFORMATION

Part#	Profile	Suspension Method	Matrix
MF923XX	Standard 2mm	Locking	Proprioceptive 2-zone matrix, internal, 5cm + 3cm
MF921XX	Standard 2mm	Locking	Proprioceptive 2-zone matrix, internal, 10cm + 3cm
MF943XX	Standard 3mm	Locking	Proprioceptive 2-zone matrix, internal, 5cm + 3cm
MF941XX	Standard 3mm	Locking	Proprioceptive 2-zone matrix, internal, 10cm + 3cm

ÖSSUR ICELOCK® SERIES



ICELOCK 100 SERIES



ICELOCK 200 SERIES



ICELOCK 300 SERIES



ICELOCK 400 SERIES



ICELOCK 500 SERIES

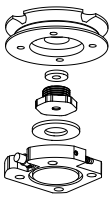

ICELOCK 544 SERIES



ICELOCK 600 SERIES



ICELOCK 700 SERIES

ÖSSUR ICELOCK® SERIES

ICELOCK CHARACTERISTICS

RATCHET PIN

Used with Iceross® locking liners for moderate and highly active amputees with bony residual limbs who prefer the security of stepping into the prosthesis to don the socket. The ratchet pin makes an audible clicking sound when it engages.



CLUTCH PIN

Used with Iceross locking liners for amputees of all activity levels who have fleshy residual limbs. The patient dons the prosthesis by winding into the socket rather than pushing or stepping into it.



SMOOTH PIN

Used with Iceross locking liners for moderate and highly active amputees with bony residual limbs who prefer the security of stepping into the prosthesis to don the socket. The lock is silent when it engages, but provides a secure suspension along the entire length of the pin.



LANYARD

Used with Iceross locking liners for new amputees or low to moderately active amputees with fleshy residual limbs who prefer to be pulled into the socket to don the prosthesis. This suspension system allows the user to apply their prosthesis while sitting down.



DISTAL VALVE

Designed for use with Iceross cushion liners for amputees of all activity levels that cannot tolerate a distal attachment or prefer suction suspension to a mechanical method. Used in conjunction with a suspension sleeve, this suspension system allows the user to apply their prosthesis while sitting down.



EXPULSION VALVE

Designed for use with all Iceross Seal-In® liners. Can also be used with Cushion liners and the Sleeve.



ICELOCK® 100 SERIES



RATCHET LOCK WITH INTEGRATED PYRAMID

- Interchangeable
- Easy to use - single lamination
- Can change to lanyard or valve
- Rated up to 120kg (265lbs) (titanium)
- All impact levels



Part#	Description	Ratings		Build Height		Weight	
L-125000	Icelock 125 Ratchet Stainless Steel Pyramid	265lbs	120kg	22mm	7/8"	115g	4.5oz



Part#	Description	Ratings	Build Height		Weight	
L-180001	Icelock 100 Fabrication Kit without Braid	N/A	22mm	7/8"	99g	3.5oz



Part#	Description	Ratings	Build Height		Weight	
L-180002	Icelock 100 Fabrication Kit with Braid	N/A	22mm	7/8"	285g	10oz



ACCESSORIES

Part#	Description
L-192000	Attachment Pin Ratchet, standard w/cap, length 52mm, 13 notches
L-192003	Attachment Pin Ratchet, short w/cap, length 34mm, 7 notches
L-192005	Attachment Pin Ratchet, long w/cap, length 65mm, 17 notches

ICELOCK® 200 SERIES



The Icelock 200 series offers strong and durable locks with removable clutch mechanisms. Icelock 200 series is a great product for transfemoral amputees and is therefore ideal to use in conjunction with the Iceross® Transfemoral liner.



CLUTCH LOCKS

- Low build height and light-weight
- Wear-resistant stainless steel pin guide
- Secure clutch mechanism tested to tolerate at least 300kg (660lbs) pull
- Ability to change from Lanyard to Clutch
- All impact levels

DIAGRAM

ICELOCK CLUTCH 211

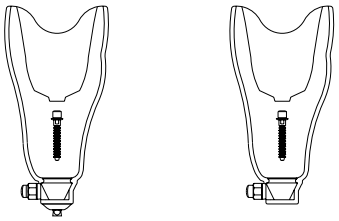

With Pyramid* Adapter

Without Pyramid* Adapter

ICELOCK CLUTCH 214

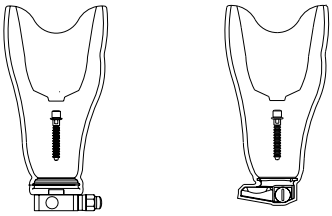

With 4-Hole Adapter

With AK Offset Adapter

ICELOCK LAYNARD 234

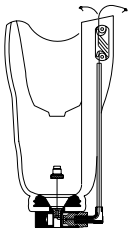

With 4-Hole Adapter

* Note: pyramid must be purchased separately

ICELOCK 211 OVERVIEW



Attachment Pin, Clutch

Icelock Clutch 211

Icelock Stainless Steel Pyramid 273
Icelock Titanium Pyramid 272

ICELOCK® 200 SERIES

DIAGRAM

ICELOCK 214 OVERVIEW



Attachment Pin, Clutch | Fabrication Ring | Clutch Mechanism and Lock Body, 4-Hole

PART NUMBER INFORMATION - LOCKS

Part#	Description	Ratings		Build Height		Weight	
L-211000	Icelock Clutch 211 (No Adapter)	N/A		21mm	13/16"	78g	2.8oz



Part#	Description	Ratings		Build Height		Weight	
L-214000	Icelock Clutch 214 (Aluminum 4-Hole Adapter)	120kg	265lbs	25mm	1"	186g	6.6oz



To change from clutch to lanyard, order L-292050 Lanyard Adaptation Kit.

Part#	Description	Ratings		Build Height		Weight	
L-234000	Icelock Lanyard 234	120kg	265lbs	25mm	1"	168g	5.9oz



To change from lanyard to clutch, order L-292020 Clutch Mechanism and T-wrench.

ICELOCK CLUTCH 214 AK OFFSET*

Ratings		Build Height		Weight	
136kg	300lbs	18mm	3/4"	314g	11oz

Picture	Part#	Description
1.	L-214311	For left leg with release button on medial side
2.	L-214312	For left leg with release button on lateral side
3.	L-214322	For right leg with release button on medial side
4.	L-214321	For right leg with release button on lateral side

*30mm posterior and 20mm lateral offset



ICELOCK® 200 SERIES

PYRAMIDS FOR ICELOCK CLUTCH 211

Part#	Description	Ratings		Build Height		Weight	
L-272000	Icelock Titanium Pyramid 272	166kg	365lbs	9mm	6/16"	76g	2.7oz



Part#	Description	Ratings		Build Height		Weight	
L-273000	Icelock Stainless Steel Pyramid 273	100kg	220lbs	8mm	5/16"	64g	2.3oz



ADAPTERS

Part#	Description	Weight Limit	
A-233100	4-Hole Male Pyramid, Aluminum	100kg	220lbs
A-242100	4-Hole Female Pyramid, Aluminum	100kg	220lbs
A-235100	4-Hole Male Pyramid, Titanium	166kg	365lbs
A-245100	4-Hole Female Pyramid, Titanium	166kg	365lbs

Socket adapters see table of contents for page.

COMPONENTS FOR ICELOCK 211

Part#	Description
L-292015	Lock Body with guide (without Dummy Screw)
L-292122	Dummy Screw
L-292126	Delrin Guide
L-293045	Silicone Seal
L-292121	Pin Tunnel
L-292032	Pyramid Bolt, long with o-ring

COMPONENTS FOR ICELOCK 211 AND 214

Part#	Description
L-292000	Attachment Pin Clutch, standard w/cap, length 40 mm, 12 notches
L-292003	Attachment Pin Clutch, short w/cap, length 22 mm, 7 notches
L-292005	Attachment Pin Clutch, long w/cap, length 52 mm, 17 notches
L-292020	Clutch Mechanism and T-wrench
L-293060	T-wrench
L-292131	Release Button, Delrin

ICELOCK® 200 SERIES

COMPONENTS FOR ICELOCK PYRAMIDS 272 AND 273

Part#	Description
L-292032	Pyramid Bolt, long with o-ring (for 272 Pyramid)
L-293048	Silicone Fill for 272 Pyramid
L-293049	Silicone Fill for 273 Pyramid

COMPONENTS FOR ICELOCK 214

Part#	Description
L-292011	Lock Body 4-Hole with Guide (without Clutch Mechanism)
L-292040	Fabrication Kit (includes the five parts listed below)
L-292125	Lam/Therm Ring
L-292118	Delrin Tooling Body
L-292129	Delrin Tooling Screw
L-293042	Screw M6 x 35

COMPONENTS FOR ICELOCK 234

Part#	Description
L-292127	Pivot, Lanyard
L-292130	Bushing, Lanyard
L-392117	Elbow, Lanyard
L-392016	Pull Handle Lanyard
L-392018	Lanyard Cord with Connecting Screw
L-393012	Cord Cover 40cm/16", Lanyard
L-292050	Lanyard Adaptation Kit for Changing Icelock Clutch 214 to Icelock Lanyard 234

ICELOCK® 300 SERIES



- Low build height
- Very light-weight
- Wear-resistant stainless steel pin guide
- Suitable for shower and water prostheses
- Low and moderate impact levels



DIAGRAM

ICELOCK LANYARD 331-L

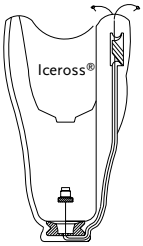

For laminated sockets

ICELOCK LANYARD 331-T

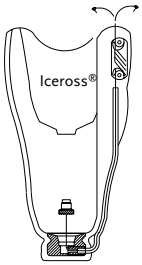

For thermoplastic sockets

Part#	Description	Build Height		Weight	
L-331001	Lanyard 331-L (No Adapter)	12mm	1/2"	22g	0.77oz



Part#	Description	Build Height		Weight	
L-331002	Lanyard 331-T (No Adapter)	14mm	9/16"	42g	1.5oz



ICELOCK® 300 SERIES

COMPONENTS FOR L-331001

Part#	Description
L-392016	Pull Handle, lanyard
L-392018	Lanyard Cord with connecting screw



COMPONENTS FOR L-331002

Part#	Description
L-393012	Cord Cover 40cm, lanyard
L-392016	Pull Handle, lanyard
L-392112	Bottom Attachment, thermoplastic
L-393018	Screw 3.5 x 30mm



ICELOCK® 400 SERIES



SMOOTH PIN SYSTEM

- No movement, therefore no noise and less wear
- Removable from inside of socket
- Very lightweight
- All impact levels



DIAGRAM

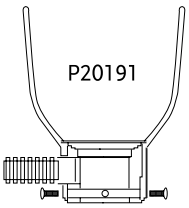

Lamination
Attached from outside

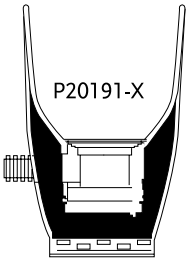

Single / Double Lamination
Adapter not included
Attached from inside

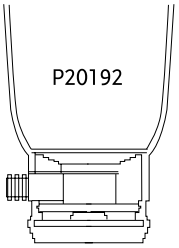

Lamination using
BOA-system

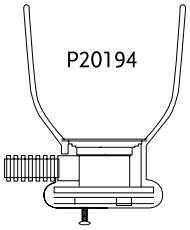

Single Lamination
4-hole adapter included

Part#	Description	Ratings	Build Height		Weight	
P20191*	The Pin Standard Lamination	N/A	35mm	1 3/8"	97g	3.4oz

Part#	Description	Ratings	Build Height		Weight	
P20191-X*	The Pin, Single/Double Lamination	N/A	37mm	1 7/16"	95g	3.4oz

Part#	Description	Ratings	Build Height		Weight	
P20192*	The Pin for BOA-System, Lamination	N/A	47mm	1 14/16"	110g	3.9oz

Part#	Description	Ratings		Build Height		Weight	
P20194*	The Pin, w/ 4-Hole Lamination	120kg	220lbs	34mm	1 5/16"	180g	6.3oz

* Note: Reusable fixtures and lamination dummies not included in lock kits. Must be ordered seperately.

ICELOCK® 400 SERIES

FIXTURES (REUSABLE)

Part#	Description
P20109	Fixture for all lock kits

DUMMIES (REUSABLE)

Part#	Description
P20151	Dummy for P20191 & P20191-X
P20152	Dummy for P20190 & P20192
P20154	Dummy for P20194

SPARE PARTS AND DRAPE FORMERS (REUSABLE)

Part#	Description
P20141	Coupling Plate for P20191
P20141-X	Coupling Plate for P20191-X
P20142	Coupling Plate for P20192
P20143	Coupling Plate for P20193
P20144	4-hole Adapter for P20194
P20151	Dummy for 191/191-X
P20161	Funnel for P20191 & P20191-X
P20162	Funnel for P20192
L-693506	Attachment Pin Smooth, Standard 43mm
L-693507	Attachment Pin Smooth, 53mm
L-693508	Attachment Pin Smooth, 63mm
L-693509	Attachment Pin Smooth, 75mm
P-20177	The Pin, Replacement Lock
L-693504	Metal Sleeve for Push Button
L-693502	Push Button, Adjustable
P20251	Insert Part for P20151

ICELOCK® 500 SERIES

Both Icelock Expulsion Valve 551 and 552 are designed to be used with all suction suspension systems. The valves are positioned in a housing that seals securely against the inner surface of the hard socket near the distal end. The valves expell air under positive pressure when entering a socket. During removal of the prosthesis the push button needs to be compressed to allow air back into the hard socket. The Icelock 500 Series can be used for all impact levels.

Part#	Description
L-551002	Icelock Expulsion Valve 551



The Icelock 551 Valve is an auto-expulsion and push button suction release in the same compact, easy to install package. (M 10). The valve is recommended for both Transtibial and Transfemoral users. The kit includes a flexible socket housing.

Part#	Description
L-552000	Icelock Expulsion Valve 552



Icelock 552 Valve is an auto-expulsion valve with push button for suction release. The core of the valve can be unscrewed to facilitate rapid donning and it makes it possible to pull donning socks through the valve. The valve can be used with a flexible interface and is recommended for Transfemoral users.

ICELOCK® 544 SERIES

The Icelock 544 Series consists of a variety of component configurations to support the use of elevated vacuum and expulsion. The series only uses one fabrication method that is compatible with all the component configurations so only a single fabrication enables access to all the different configurations.
Icelock 544 series is suitable for both transtibial and transfemoral amputees and fully compatible with Unity vacuum system as well as Iceross Seal-In.

FEATURES

- Fabricate once, use the same socket for many different component configurations.
- Compatible with many different systems including: vacuum, expulsion, and Seal-In.

ICELOCK 544 SERIES KITS

With these kits, all componentry is included to build the Icelock 544 Series configurations. To the right is an exploded view of the components used in the final configuration and how they fit into the L-544400 Adapter.

EXAMPLE OF PARTS INCLUDED IN ICELOCK 544 KIT

- L-544400 Adapter
- Plate Lamination Dummy
- Small Seal
- Large Seal
- Housing
- Housing Lamination Dummy
- L-544XXX Plate
- Wrench
- M6x25mm Screws
- Vacuum Tube

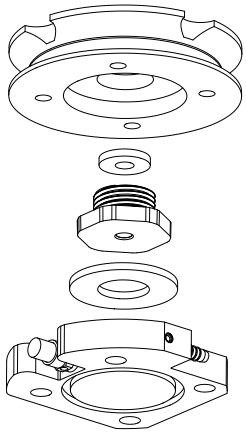

ICELOCK 544 SERIES KIT AMERICAS

Part#	Description	Release button	Barb connector	Vacuum reservoir	Recommended Use	Color	Ratings		Weight	Build height
L-544611	Icelock 544 Unity Plate Kit (incl. Socket Adapter)*	Yes	Yes		Unity vacuum system with Iceross Seal-In	Grey, Black	136kg	300lbs	216g	25.5mm
L-544621	Icelock 544 Expulsion Plate Kit (incl. Socket Adapter)	Yes			Iceross Seal-In Expulsion	Orange, Black	136kg	300lbs	216g	25.5mm
L-544612	Icelock 544 Kit EP		Yes	Yes	Electric Pump and Sleeve System	Black, Black	136kg	300lbs	206g	25.5mm
L-544613	Icelock 544 Kit Reservoir	Yes	Yes	Yes	Electric Pump and Iceross Seal-In	Blue, Black	136kg	300lbs	212g	25.5mm
L-544641	Icelock 544 Kit LL	Yes			LimbLogic Pump and Iceross Seal-In	Red, Black	136kg	300lbs	216g	25.5mm
L-544620	Icelock 544 Expulsion Valve Kit (incl. Socket Adapter)				Sleeve Expulsion	Black, Black	136kg	300lbs	104g	16mm
L-544640	Icelock 544 Kit E2 Connector				E2 Electric Pump	Black, Black	136kg	300lbs	103g	16mm

*

ICELOCK® 544 SERIES

ICELOCK 544 SERIES KITS

ICELOCK 544 SERIES KIT EMEA

Part#	Description	Release button	Barb connector	Recommended Use	Color	Ratings		Weight	Build height
L-544611	Icelock 544 Kit Unity*	Yes	Yes	Unity vacuum system with Iceross Seal-In	Grey, Black	136kg	300lbs	216g	25.5mm
L-544621	Icelock 544 Kit Expulsion	Yes		Iceross Seal-In Expulsion	Orange, Black	136kg	300lbs	216g	25.5mm
L-544620	Icelock 544 Kit Expulsion Only			Sleeve Expulsion	Black, Black	136kg	300lbs	104g	16mm

* 

ICELOCK L-544400 SOCKET ADAPTER

The L-544400 Socket Adapter is the common base for the Icelock 544 Series Kits.

L-544400 is installed in a single seamless lamination and brings up quality and consistency in the overall manufacturing of the socket.

After installation, any of the Icelock 544 series valve plates will fit using only a 4mm hex key and Icelock 544 Wrench.

L-544400 SOCKET ADAPTER INCLUDES
- Aluminum socket adapter
- Lamination dummies and wrench
- L-544XXX Plate
- M6x25mm Screws
- Vacuum Tube



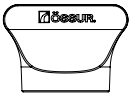

Wrench Tool

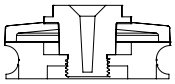

Adapter with Fabrication Components

Part#	Description	Ratings		Weight	Build height
L-544400	Icelock 544 Socket Adapter	136kg	300lbs	98 g	16 mm

ICELOCK 544 SERIES VALVE PLATES AND CONNECTORS

Valve plates are available separate, without the socket adapter. To the right is an exploded example view of the components supplied with these Plates. All the necessary seals, check valves and housings are supplied with each plate/adapter.

PARTS INCLUDED WITH ICELOCK 544 PLATES
- Small Seal
- Large Seal
- Housing

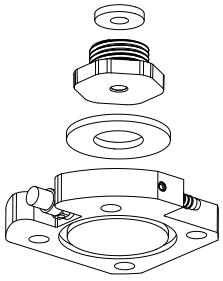

Small Seal

Housing

Large Seal

L-5445xx
(L-544511 Shown)

ICELOCK® 544 SERIES

ICELOCK 544 SERIES VALVE PLATES AND CONNECTORS

AMERICAS

Part#	Description	Release button	Barb connector	Vacuum reservoir	Recommended Use	Color	Weight	Build height
L-544511	Icelock 544 Plate Unity	Yes	Yes		Unity vacuum system with Iceross Seal-In	Grey	118g	9.5mm
L-544521	Icelock 544 Plate Expulsion	Yes			Iceross Seal-In Expulsion	Orange	118g	9.5mm
L-544512	Icelock 544 Plate EP		Yes	Yes	Electric Pump and Sleeve System	Black	108g	9.5mm
L-544513	Icelock 544 Plate Reservoir	Yes	Yes	Yes	Electric Pump and Iceross Seal-In	Blue	114g	9.5mm
L-544541	Icelock 544 Plate LL	Yes			LimbLogic Pump and Iceross Seal-In	Red	118g	9.5mm
L-544520	Icelock 544 Expulsion only				Sleeve Expulsion (Needs L-544400)	Black	6g	0
L-544540	Icelock 544 E2 Connector				E2 Electric Pump (Needs L-544400)	Black	5g	0

EMEA

Part#	Description	Release button	Barb connector	Recommended Use	Color	Weight	Build height
L-544511	Icelock 544 Unity Plate	Yes	Yes	Unity vacuum system with Iceross Seal-In	Grey	118g	9.5mm
L-544521	Icelock 544 Expulsion Plate	Yes		Iceross Seal-In Expulsion	Orange	118g	9.5mm
L-544520	Icelock 544 Expulsion only			Sleeve Expulsion (Needs L-544400)	Black	6g	0

ACCESSORIES AND SPARE PARTS FOR ICELOCK 544 SERIES

The spare parts kit contains everything you need to replace things that wear out or get lost.

PARTS INCLUDED IN THE ICELOCK 544 SERIES SPARE PARTS KIT

- 4 Small Duckbill Valves
- 2 Large Duckbill Valves
- 2 Small Seals
- 2 Large Seals
- Unity Tubing
- O-Rings
- M6x25mm Screws

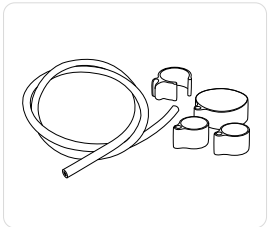

Part#	Description
L-544010	Icelock 544 Series Spare Parts Kit
UTF0006	Unity TF Tube Kit

ICELOCK® 544 SERIES

TOOLS

+PLUSERIES DISPENSER

Part#	Description
FSX80016	+Pluseries 220 ml Dispenser



+PLUSERIES ADHESIVE

Part#	Description
FSX80015	+Pluseries Adhesive 220 ml - Composite 1 Minute



ICELOCK® 562 HYBRID



The Icelock 562 Hybrid is a lock for trans-tibial amputees of all activity levels, providing superior function by combining the benefits of locking suspension with the benefits of vacuum suspension.

Users can benefit from reduced pistoning and improved rotational control from Seal-In, yet keeping the mechanical connection they are used to with its perceptible feedback.

THE LOCK FEATURES:

- Option to change easily between locking suspension only, Seal-In only or combining these suspension mechanisms at the same time
- Low build height (with male pyramid integrated)
- Waterproof
- Unity compatible
- Direct Socket compatible

The lock should be used with the Seal-In X Locking liner, movable seal-rings and an airtight socket.

Combine Seal-In Technology with Unity vacuum system for stabilization of volume fluctuations and comfortable socket fit throughout the day.



Part#	Description	Ratings		Build Height		Weight	
L-562000	Icelock 562 Hybrid for Unity	166kg	365lbs	12mm	½“	164g	7.3oz
L-562500	Icelock 562 Hybrid for passive Vacuum	166kg	365lbs	12mm	½“	164g	7.3oz

SPARE PARTS FOR ICELOCK 562 HYBRID

Part#	Description
L-562100	Fabrication Kit (1 Distal Connector, 1 Fixation Dummy, 1 Manufacturing Dummy 1 & 2, 1 Central Screw, 4 Screws, 4 Spacers,4 Nails,1 Aluminum Dummy, 1 Large Square Ring, 1 Large O-ring, 1 Small Square Ring)
L-562200	Lock Kit for Unity (1 Lock Body incl. Release Button & 90° Unity Connector, 1 Pin, 1 Outlet Port, 4 Screws)
L-562210	Lock Kit for passive Vacuum (1 Lock Body incl. Release Button, 1 Pin, 2 Outlet Ports, 4 Screws)
L-562300	Spare Part Kit (4 Expulsion Valves, 2 O-rings, 4 Bronze Filters)
L-562400	Icelock 562 Unity for Direct Socket (1 Lock Body incl. Release Button & 90° Unity Connector, 1 Pin, 1 Outlet Port, 4 Screws for DS)
L-562410	Icelock 562 passive Vacuum for Direct Socket (1 Lock Body incl. Release Button, 1 Pin, 2 Outlet Ports, 4 Screws for DS)
L-562013	Outlet Port (for use of passive vacuum)
L-562014	90° Unity Tube Connector
L-562015	Handle of Release Unit
L-562016	Icelock 562 Attachment Pin

ICELOCK® 600 SERIES



- Extremely light-weight and low build height.
- Fabrication Tools make the weight fabrication process very effective
- Very strong and durable
- Socket Adapters rated up to
- 100kg (220lbs) and 166kg (365lbs)
- Easily interchangeable
- Removable from the inside of the socket
- All impact levels



DIAGRAM

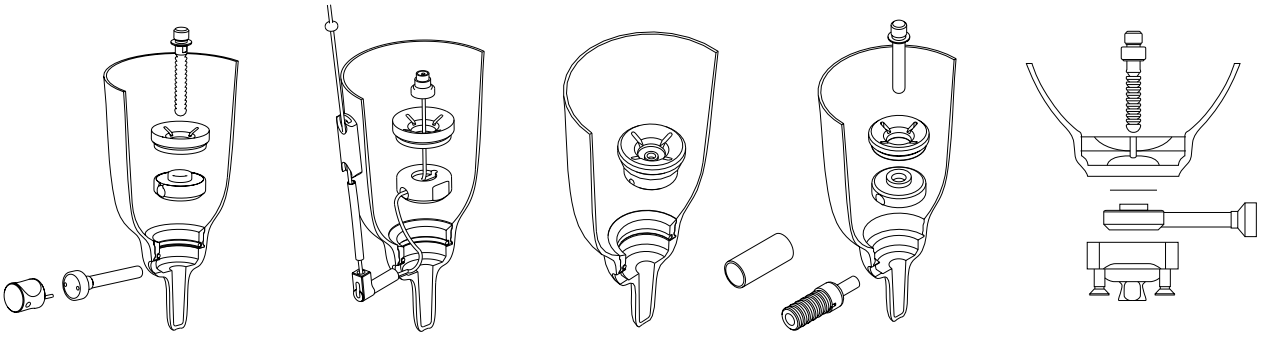

Icelock Ratchet 621 | Icelock Lanyard 631 | Icelock Valve 641 | Icelock Smooth 651 | Icelock 600XM



Double lamination
choice of Socket Adapter



Single lamination
Icelock Titanium Pyramid 672
Icelock Stainless Steel Pyramid 673



Single lamination
Icelock Alloy 4-Hole 674
Icelock Titanium 4-Hole 675

ICELOCK 600 SERIES

Part#	Description	Build Height		Weight	
L-621000	Icelock 621 Ratchet (No Adapter)	15mm	9/16"	59g	2.01oz

Part#	Description	Build Height		Weight	
L-631000	Icelock 631 Lanyard (No Adapter)	15mm	9/16"	49g	1.7oz



ICELOCK® 600 SERIES

Part#	Description	Build Height		Weight	
L-641000	Icelock 641 Valve (No Adapter)*	15mm	9/16"	40g	1.4oz



Part#	Description	Build Height		Weight	
L-651000	Icelock 651 Smooth (No Adapter)*	15mm	9/16"	68g	2.4oz



ICELOCK 600XM

Part#	Description	Build Height		Weight	
L-621200	Icelock 6212 Ratchet (No Adapter)* Lock is embedded into pyramid	0mm	0"	68g	2.4oz



*Use with L-680000 Fabrication Tooling Kit

Part#	Description
L-680000	Icelock 680 Fabrication Tools (Reusable)



Part#	Description
L-621100	Icelock 621 Adaption Kit*
L-631100	Icelock 631 Adaption Kit*
L-641100	Icelock 641 Adaption Kit*
L-651100	Icelock 651 Adaption Kit*

*For use when changing lock type

SPECIALLY DESIGNED PYRAMIDS FOR ICELOCK 600

Part#	Description	Ratings	
L-672000	Icelock 672 Titanium Pyramid	166kg	365lbs



Part#	Description	Ratings	
L-673000	Icelock 673 Stainless Steel Pyramid	100kg	220lbs



Part#	Description	Ratings	
L-674000	Icelock 674 Aluminum 4-Hole	100kg	220lbs



Part#	Description	Ratings	
L-675000	Icelock 675 Titanium 4-Hole	166kg	365lbs



SPECIALLY DESIGNED PYRAMID FOR ICELOCK 600 XM

Part#	Description	Build Height		Weight	
L-676000	Icelock 676 Aluminium 4-Hole	8mm	0.32"	114g	4.0oz



Part#	Description	Build Height		Weight	
L-662000	Icelock 662 Male Pyramid 4-Hole	18mm	0.71"	122g	4.3oz



RELEASE KEY

Part#	Description
L-692016	A tool to tighten and release the release unit (sold separately)



ICELOCK® 600 SERIES

COMPONENTS FOR ICELOCK 621

Part#	Description
L-692022	Icelock 600 Fabrication Ring with o-ring and silicone ring
L-693125	O-ring 35 x 2.5 for Fabrication Ring
L-692020	Ratchet Lock Body
L-692110	Funnel
L-692027	Release Unit, long
L-192000	Attachment Pin Ratchet, standard w/cap, length 52mm, 13 notches
L-192003	Attachment Pin Ratchet, short w/cap, length 34mm, 7 notches
L-192005	Attachment Pin Ratchet, long w/cap, length 65mm, 17 notches

COMPONENTS FOR ICELOCK 631

Part#	Description
L-692022	Fabrication Ring with o-ring and silicone ring
L-693125	O-ring 35 x 2.5 for Fabrication Ring
L-692025	Bottom Attachment, lanyard
L-692110	Funnel
L-392018	Lanyard Cord with connecting screw
L-393012	Cord Cover 40cm
L-392016	Pull Handle
L-392117	Elbow, lanyard

COMPONENTS FOR ICELOCK 641

Part#	Description
L-692022	Fabrication Ring with o-ring and silicone ring
L-693125	O-ring 35 x 2.5 for Fabrication Ring
L-641100	Expulsion Valve/Adaptation Kit 641

ICELOCK® 600 SERIES

COMPONENTS FOR ICELOCK 651

Part#	Description
L-692022	Fabrication Ring with o-ring and silicone ring
L-692110	Funnel
L-693506	Smooth Pin, 43mm
L-693507	Smooth Pin, standard 53mm
L-693508	Smooth Pin, 63mm
L-693509	Smooth Pin, 75mm
L-692505	Smooth Lock
L-693504	Protective sleeve for push button
L-692501	Release Unit
L-693502	Push Button
L-693503	Dust Cap

COMPONENTS FOR ICELOCK TITANIUM 4-HOLE ADAPTER 675

Part#	Description
L-693120	Screw M6 x 20mm, plus

COMPONENTS FOR ICELOCK FABRICATION TOOLS 680 (ALL HARDENED STAINLESS STEEL)

Part#	Description
L-692010	Lock Dummy with o-ring
L-692119	Steel Guide
L-692120	Release Dummy, standard
L-692125	Release Dummy, long
L-692130	Pin Dummy, standard
L-692133	Pin Dummy, short
L-693110	Pin Dummy Bolt
L-692015	Hex Driver with o-ring
L-692017	Cross Driver with o-ring
L-693126	O-ring 4 x 2 for Hex and Cross Drivers

ICELOCK® 700 SERIES



Designed to be used in conjunction with the Iceross Upper X and Iceross Junior liner systems.



- Low build height and compact design
- Light-weight
- Compatible for single or double lamination fabrication method
- 45kg (99lbs) weight limits on components
- Locking mechanisms are replaceable from inside of the socket
- All impact levels

DIAGRAM

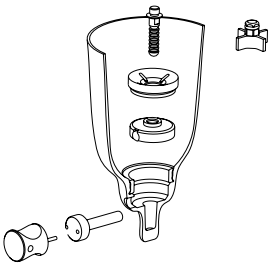

Double lamination
Icelock Ratchet 721



Single lamination
Icelock Stainless Steel Pyramid 773



Single lamination
Icelock Alloy 4-hole 774

Part#	Description	Ratings		Weight	
L-721000	Icelock 721 Ratchet, Small (No Adapter)*	13mm	1/2"	20g*	0.71oz



*Use with L-780000 Fabrication Tooling Kit

Part#	Description
L-780000	Icelock fabric tooling kit



SPECIALLY DESIGNED PYRAMIDS FOR ICELOCK 700

Part#	Description	Ratings	
L-773000	Icelock 773 Stainless Pyramid	45kg	99lbs



Part#	Description	Ratings	
L-774000	Icelock 774 Aluminum 4-Hole	45kg	99lbs



RELEASE KEY

Part#	Description
L-792016	A tool to tighten and release the release unit (sold separately)



ICELOCK® 700 SERIES

COMPONENTS FOR RATCHET LOCK 721

Part#	Description
L-792020	Ratchet Lock without Adapter, small
L-792110	Funnel, small
L-792150	Fabrication Ring, small
L-792027	Release Unit, small
L-792031	Pin Adapter*
L-792000	Attachment Pin Ratchet, 32mm
L-792005	Attachment Pin Ratchet, 56mm
L-793110	Pin Dummy Bolt, small
L-793112	Silicone Seal, small

*Pin adapter 700 series to adult liner

COMPONENTS FOR FABRICATION (HARDENED STAINLESS STEEL)

Part#	Description
L-792119	Steel Guide, small
L-792120	Release Dummy, small
L-792130	Pin Dummy, small
L-692015	Hex Driver with o-ring
L-792017	Cross Driver with o-ring, small

ÖSSUR ADAPTERS

WEIGHT LIMIT 100KG (220LBS)

SOCKET ADAPTERS

4-HOLE SOCKET ADAPTER

Part#	Material	Height		Build Height		Weight	
A-122100	Aluminum	18.5mm	3/4"	18.5mm	3/4"	70g	2.5oz



MALE PYRAMID INSERT FOR PRONG

Part#	Material	Height		Build Height		Weight	
A-134300	Stainless Steel Insert	31mm	1 1/4"	7.5mm	5/16"	94g	3.3oz



FEMALE PYRAMID INSERT FOR PRONG

Part#	Material	Height		Build Height		Weight	
A-144300	Stainless Steel	23mm	7/8"	14mm	9/16"	83g	2.9oz



4-HOLE ADAPTERS, WITH SCREWS

4-HOLE MALE PYRAMID

Part#	Material	Height		Build Height		Weight	
A-233100	Aluminum with Stainless Steel Insert	23.5mm	15/16"	9mm	3/8"	62g	2.2oz



4-HOLE FEMALE PYRAMID

Part#	Material	Height		Build Height		Weight	
A-242100	Aluminum	16mm	5/8"	16mm	5/8"	46g	1.6oz



TUBE CLAMPS

MALE PYRAMID TUBE CLAMP

Part#	Material	Height		Build Height		Weight	
A-333100	Aluminum with Stainless Steel Insert	56mm	2 3/16"	41.5mm	1 5/8"	62g	2.2oz



FEMALE PYRAMID TUBE CLAMP

Part#	Material	Height		Build Height		Weight	
A-342100	Aluminum	50mm	2"	16mm	5/8"	64g	2.3oz



4-HOLE TUBE CLAMP

Part#	Material	Height		Build Height		Weight	
A-322100	Aluminum	38mm	1 1/2"	4mm	3/16"	52g	1.8oz



WEIGHT LIMIT 100KG (220LBS)

SINGLE ADAPTERS

MALE SINGLE ADAPTER - SHORT

Part#	Material	Height		Build Height		Weight	
A-433110	Aluminum with Stainless Steel Pyramid Insert	50mm	2"	35.5mm	1 3/8"	60g	2.1oz



MALE SINGLE ADAPTER - LONG

Part#	Material	Height		Build Height		Weight	
A-433120*	Aluminum with Stainless Steel Pyramid Insert	77mm	3"	63mm	2 1/2"	86g	3oz

*77mm (3") overall, can be cut to length 70mm (2 3/4")



FEMALE SINGLE ADAPTER - SHORT

Part#	Material	Height		Build Height		Weight	
A-442100*	Aluminum	100mm	4"	100mm	4"	86g	3oz

*100mm (4") overall, can be cut to length 60mm (2 3/4")



FEMALE SINGLE ADAPTER - LONG

Part#	Material	Height		Build Height		Weight	
A-442110*	Aluminum	200mm	7 7/8"	200mm	7 7/8"	153g	5.4oz

*200mm (7 7/8") overall, can be cut to length 60mm (2 3/4")



STANDARD ADAPTERS

FEMALE DOUBLE ADAPTER - 32MM (1 1/4")

Part#	Material	Height		Build Height		Weight	
A-542110	Aluminum	32mm	1 1/4"	32mm	1 1/4"	66g	2.3oz



FEMALE DOUBLE ADAPTER - 45MM (1 3/4")

Part#	Material	Height		Build Height		Weight	
A-542120	Aluminum	45mm	1 3/4"	45mm	1 3/4"	76g	2.7oz



FEMALE DOUBLE ADAPTER - 60MM (2 3/9")

Part#	Material	Height		Build Height		Weight	
A-542130	Aluminum	60mm	2 3/9"	60mm	2 3/9"	88g	3.1oz



FEMALE DOUBLE ADAPTER - 75MM (3")

Part#	Material	Height		Build Height		Weight	
A-542140	Aluminum	75mm	3"	75mm	3"	100g	3.5oz



MALE DOUBLE ADAPTER

Part#	Material	Height		Build Height		Weight	
A-533100	Aluminum with Stainless Steel Pyramid Insert	41mm	1 5/8"	12mm	1/2"	84g	3oz



WEIGHT LIMIT 100KG (220LBS)

PYLONS AND TUBES

TUBE - SHORT AND LONG

Part#	Material	Length	
A-712010	Aluminum	250mm	9 3/4"
A-712020	Aluminum	400mm	15 3/4"



FEMALE PYLON - SHORT AND LONG

Part#	Material	Length	
A-742010	Aluminum	250mm	9 3/4"
A-742020	Aluminum	400mm	15 3/4"



FEMALE PYLON KIT 1 - SHORT AND LONG

Part#	Material	Length	
A-762111	Aluminum	250mm	9 3/4"
A-762121	Aluminum	400mm	15 3/4"



HEIGHT ADJUSTABLE PYLON

Part#	Material	Min. Height		Min. Build Height		Range of Adjustment		Weight	
A-542350	Aluminum	77mm	3"	77mm	3"	77-95mm	3-3 3/4"	190g	6.7oz



HEIGHT ADJUSTABLE PYLON - LONG

Part#	Material	Min. Height		Min. Build Height		Range of Adjustment		Weight	
A-542360	Aluminum	94mm	3 3/4"	94mm	3 3/4"	94-128mm	3 3/4-5"	220g	7.8oz



FOOT ADAPTER

SACH FOOT ADAPTER

Part#	Material	Height		Build Height		Weight	
A-833100	Aluminum with Stainless Steel Pyramid insert	25mm	1"	9.5mm	3/8"	105g	3.7oz



SHIFT ADAPTERS

FEMALE PYRAMID TUBE CLAMP WITH 14MM OFFSET (9/16")

Part#	Material	Height		Build Height		Weight	
A-342430	Aluminum	69mm	2 11/16"	35mm	2 3/8"	135g	4.8oz



WEIGHT LIMIT 125KG (275LBS)

4-HOLE FEMALE PYRAMID WITH 20/20 OFFSET

Part#	Material	Height		Build Height		Weight	
A-242500	Aluminum	22mm	7/8"	22mm	7/8"	118g	4.2oz



MALE-FEMALE DOUBLE ADAPTER WITH 8MM OFFSET AND 10 DEGREES ANGLE

Part#	Material	Height		Build Height		Weight	
A-554700	Stainless steel	40mm	1 37/64"	24mm	15/16"	153g	5.8oz



EURO 4-HOLE ADAPTER

Part#	Material	Height		Build Height		Weight	
A-122300	Aluminum	11mm	7/16"	11mm	7/16"	70g	2.5oz



WEIGHT LIMIT 136KG (300LBS)

4-HOLE ADAPTERS, WITH SCREWS

4-HOLE MALE PYRAMID WITH ROTATION

Part#	Material	Height		Build Height		Weight	
M625400	Stainless Steel	25mm	1"	10.5mm	7/16"	145g	5.1oz



4-HOLE PYRAMID RECEIVER WITH ROTATION

Part#	Material	Height		Build Height		Weight	
M626400	Stainless Steel	19mm	6/8"	19mm	6/8"	115g	4.1oz



SOCKET ADAPTERS

4-HOLE CONNECTION PLATE

Part#	Material	Height		Build Height		Weight	
1651014	Aluminum	9mm	3/8"	9mm	3/8"	60g	2.1oz



WEIGHT LIMIT 166KG (365LBS)

SOCKET ADAPTERS

MALE PYRAMID SOCKET ADAPTER

Part#	Material	Height		Build Height		Weight	
A-135100	Titanium	23mm	7/8"	8.5mm	5/16"	58g	2oz



4-HOLE SOCKET ADAPTER

Part#	Material	Height		Build Height		Weight	
A-125100	Titanium	18.5mm	3/4"	18.5mm	3/4"	112g	4oz



4-PRONG SOCKET ADAPTER

Part#	Material	Height		Build Height		Weight	
A-114040	Stainless Steel	8mm	5/16"	8mm	5.4oz	158g	4oz



WEIGHT LIMIT 166KG (365LBS)

SOCKET ADAPTERS

3-PRONG SOCKET ADAPTER

Part#	Material	Build Height		Weight	
A-114030	Stainless Steel	8mm	5/16"	124g	4.4oz



MALE PYRAMID INSERT FOR PRONG

Part#	Material	Height		Build Height		Weight	
A-135300	Titanium	31mm	1 1/4"	7.5mm	5/16"	56g	2oz



FEMALE PYRAMID INSERT FOR PRONG

Part#	Material	Height		Build Height		Weight	
A-145300	Titanium	23mm	7/8"	14mm	9/16"	53g	1.9oz



FEMALE PYRAMID INSERT FOR PRONG LP

Part#	Material	Height		Build Height		Weight	
A-145310	Titanium	9mm	3/8"	9mm	3/8"	33g	1.16oz



4-HOLE ADAPTERS, WITH SCREWS

4-HOLE MALE PYRAMID

Part#	Material	Height		Build Height		Weight	
A-235100	Titanium	23mm	7/8"	8.5mm	5/16"	54g	1.9oz



4-HOLE MALE PYRAMID WITH ROTATION

Part#	Material	Height		Build Height		Weight	
A-235300	Titanium	25mm	1"	10.5mm	7/16"	72g	2.5oz



4-HOLE MALE PYRAMID WITH 5/16" / 8MM OFFSET

Part#	Material	Height		Build Height		Weight	
A-235400	Titanium	23mm	7/8"	8.5mm	5/16"	65g	2.3oz



4-HOLE FEMALE PYRAMID

Part#	Material	Height		Build Height		Weight	
A-245100	Titanium	15.5mm	5/8"	15.5mm	5/8"	64g	2.3oz



4-HOLE FEMALE PYRAMID WITH ROTATION

Part#	Material	Height		Build Height		Weight	
A-245300	Titanium	17.5mm	11/16"	17.5mm	11/16"	76g	2.7oz



TUBE CLAMPS

MALE PYRAMID TUBE CLAMP

Part#	Material	Height		Build Height		Weight	
A-335100	Titanium	56mm	2 3/16"	5.5mm	3/16"	82g	2.8oz



WEIGHT LIMIT 166KG (365LBS)

TUBE CLAMPS

FEMALE PYRAMID TUBE CLAMP

Part#	Material	Height		Build Height		Weight	
A-345100	Titanium	50mm	2"	14mm	9/16"	78g	2.8oz



4-HOLE TUBE CLAMP

Part#	Material	Height		Build Height		Weight	
A-325100	Titanium	38mm	1 1/2"	2mm	1/16"	68g	2.4oz



SINGLE ADAPTERS

MALE SINGLE ADAPTER - SHORT

Part#	Material	Height		Build Height		Weight	
A-435110	Titanium	50mm	2 3/16"	35.5mm	3/16"	80g	2.8oz



MALE SINGLE ADAPTER - LONG

Part#	Material	Height		Build Height		Weight	
A-435120*	Titanium	77mm	3"	63mm	1 1/2"	103g	3.6oz

*77mm (3") overall, can be cut to length 70mm (2 3/4")



FEMALE SINGLE ADAPTER

Part#	Material	Height		Build Height		Weight	
A-445100*	Titanium	100mm	3 15/16"	100mm	3 15/16"	118g	4.2oz

*100mm (3 15/16") overall can be cut to 60mm (2 3/8") length



DOUBLE ADAPTERS

FEMALE DOUBLE ADAPTER - 32MM (11/4")

Part#	Material	Height		Build Height		Weight	
A-545110	Titanium	32mm	1 1/4"	32mm	1 1/4"	90g	3.2oz



FEMALE DOUBLE ADAPTER - 45MM (13/4")

Part#	Material	Height		Build Height		Weight	
A-545120	Titanium	45mm	1 3/4"	45mm	1 3/4"	102g	3.6oz



FEMALE DOUBLE ADAPTER - 60MM (2 3/8")

Part#	Material	Height		Build Height		Weight	
A-545130	Titanium	60mm	2 3/8"	60mm	2 3/8"	119g	4.2oz



FEMALE DOUBLE ADAPTER - 75MM (2 15/16")

Part#	Material	Height		Build Height		Weight	
A-545140	Titanium	75mm	2 15/16"	75mm	2 15/16"	135g	4oz



MALE DOUBLE ADAPTER

Part#	Material	Height		Build Height		Weight	
A-535100	Titanium	41mm	1 5/8"	12mm	1/2"	98g	3.5oz



WEIGHT LIMIT 166KG (365LBS)

PYLONS AND TUBES

FEMALE PYLON TITANIUM, WP – LONG & SHORT

Part#	Material	Length	
A-748030	Titanium Female Pyramid, Aluminum Tube	250mm	9 3/4"
A-748040	Titanium Female Pyramid, Aluminum Tube	400mm	15 3/4"



FEMALE PYLON KIT TITANIUM, WP – LONG & SHORT

Part#	Material	Length	
A-764111	Titanium Female Pyramid, Aluminum Tube, Titanium Tube Clamp	250mm	9 3/4"
A-764121	Titanium Female Pyramid, Aluminum Tube, Titanium Tube Clamp	400mm	15 3/4"



FOOT ADAPTER

SACH FOOT ADAPTER

Part#	Material	Height		Build Height		Weight	
A-835100	Titanium	25mm	1"	9.5mm	3/8"	110g	3.8oz



SHIFT ADAPTERS

SHIFT ADAPTER WITH TITANIUM

Part#	Material	Height		Build Height		Weight	
A-645210	Titanium	60mm	2 3/8"	60mm	2 3/8"	208g	7.3oz



VACU VALVE



The Vacu valve is an air expulsion valve for use in a vacuum socket system with knee sleeve for use in thermoplastic or laminated sockets. The Vacu valve can be used for all impact levels.

Part#	Description
1810723	Vacu valve



ÖSSUR UPPER EXTREMITY

CHARACTERISTICS

SMART CONTROL

The wrist can be directly rotated without changing grip, using SMART control.
SMART control is calibrated during set up of the prosthesis to each users' individual muscle activities.



SMART CONTROL

MUSCLE CONTROL

Triggers are specific muscle signals that are used to instruct the i-Limb and i-Digits to activate a specific grip.



MUSCLE CONTROL

PROXIMITY CONTROL

Grip Chips are small Bluetooth enabled devices that allow users to enter any available grips, simply by moving their i-Limb Quantum device close to an object where a grip chip is placed.



PROXIMITY CONTROL

APP CONTROL

Quick Grips provide instant access to various pre-programmed and custom My Grips, allowing huge versatility and flexibility in customizing the hands for a variety of daily activities. Use Quick Grips with a number of mobile devices, including the Apple Watch.



APP CONTROL

GESTURE CONTROL

i-Mo Technology enables an automated grip to be accessed by moving the i-Limb Quantum in one of four directions. The 4 chosen grips can be easily changed via the mobile app.



GESTURE CONTROL

HIGH / LOW

If the beginning of the muscle signal rises quickly the wrist will rotate. With the direction determined based on whether the action was from the open or close electrode.
Low: A slow (or low) rising beginning of the muscle signal with operate the open/closing of the i-limb hand.



HIGH / LOW

CO-CONTRACTION

Co-contraction is a switching method to move between hand and wrist control.

If the user co-contracts (a quick rising of both open/close signals together) the prosthesis will switch from hand to wrist control. The open and close muscle actions will now rotate the wrist palm up and palm down. Another co-contraction will return the prosthesis back to hand control.



CO-CONTRACTION

i-LIMB® FEATURE OVERVIEW



i-Limb® Quantum



i-Limb® Ultra



i-Limb® Access

i-Limb® Quantum	i-Limb® Ultra	i-Limb® Access
Compliant Grip with proportional control	Compliant Grip with proportional control	Compliant Grip with proportional control
Powered Thumb with manual override	Powered Thumb with manual override	Manually Rotatable Thumb
Gesture Control i-Mo™ Technology		
App Control Quick Grips™	App control Quick Grips™	App control Quick Grips™
Muscle Control Triggers	Muscle Control Triggers	Muscle Control Triggers
Proximity Control Grip Chips™		
24 automated grips	18 automated grips	12 automated grips
12 Custom My Grips™		
Speed & strength boost	Speed & strength boost	Speed & strength boost
Vari-Grip	Vari-Grip	
Natural hand mode	Natural hand mode	
Auto-Grasp	Auto-Grasp	Auto-Grasp
Hand health check via Biosim/My i-Limb app	Hand health check via Biosim/My i-Limb app	Hand health check via Biosim/My i-Limb app
XS, S, M, L	XS, S, M, L	XS, S, M, L

i-LIMB® QUANTUM

The i-Limb Quantum is Össurs' premium multi-articulating myoelectric hand.

Incorporating i-Mo technology the i-Limb Quantum is the only upper limb prosthesis which can change grips with a gesture. Enabled by moving the i-Limb Quantum in one of four directions to access the desired grip.

- Five independently articulating digits with individual stall out ability
- 4 methods of control – Gesture, App, Muscle, Proximity
- With our speed boost feature, digit speed can be increased by up to 30%
- Electronically rotating thumb automatically switches between lateral and oppositional grip patterns
- Select from up to 36 different grips available, both pre-programmed and customized
- Vari-Grip™ feature for additional grip strength
- Auto-Grasp™ - anti drop safety feature to prevent objects from slipping
- Touch Care package offers warranty support for up to 5 years
- Biosim™ and My i-Limb™ Apps
- Available in 4 sizes – extra small, small, medium and large
- Multiple covering options available to suit individual lifestyles





The i-Limb Quantum is also available with titanium strengthened fingers, which increase the carry load by 50%.
Available in the sizes S / M and L.

CONTROL METHODS



i-MO™
GESTURE CONTROL



TRIGGERS
MUSCLE CONTROL



QUICK GRIPS™
APP CONTROL



GRIP CHIPS™
PROXIMITY CONTROL

Device Weight			
	Extra Small	Small	Medium/Large
QWD	472g/1.04lbs	512g/1.13lbs	528g/1.16lbs
WD	432g/0.95lbs	472g/1.04lbs	488g/1.08lbs
Flexion Wrist	572g/1.26lbs	612g/1.35lbs	628g/1.38lbs
Friction Wrist	467g/1.03lbs	507g/1.12lbs	523g/1.15lbs

Technical Information	
Voltage	7.4 V (nominal)
Max. Current	5 A
Battery Capacity	Rechargeable lithium polymer; 7.4 V (nominal); 2000 mAh capacity; 1300 mAh capacity
Max. hand load limit (static limit)	40kg/88lbs (Extra Small) 90kg/198lb (Small/Medium/Large)
Finger carry load (static limit)	20kg/44lbs (Extra Small) 32kg/71lbs (Small/Medium/Large)
Time from full open to full close	0.8 seconds

i-LIMB® QUANTUM

i-LIMB QUANTUM PACKAGES

EMEA												
Package	1	1.1	2	2.1	3	3.1	4	4.1	5	5.1	6	6.1
Standard hand package code	TBX 50140	TBX 50527	TBX 50141	TBX 50528	TBX 50142	TBX 50529	TBX 50143	TBX 50530	TBX 50144	TBX 50531	TBX 50145	TBX 50532
Titanium hand package code	TBX 50470	TBX 50533	TBX 50471	TBX 50534	TBX 50472	TBX 50535	TBX 50473	TBX 50536	TBX 50474	TBX 50537	TBX 50475	TBX 50538
QWD/WD/ Friction wrist	●	●			●	●			●	●		
Flexion wrist			●	●			●	●			●	●
Socket component kit	●		●		●		●		●		●	
Electrode kit	●		●		●		●		●		●	
Grip Chips					●	●	●	●	●	●	●	●
Standard glove package	●	●	●	●	●	●	●	●				
Enhanced glove package									●	●	●	●

All packages include:

- Battery and magnetic charge port
- Mains charger
- Car charger
- iPod Touch

Standard glove package: includes 6 coverings from
i-Limb Skin Active, Active TS, Contour, Contour TS, and Natural

Enhanced glove package includes 2 i-Limb Skin Match covers and
4 others from i-Limb Skin Active, Active TS, Contour, Contour TS, Natural

i-LIMB® QUANTUM

i-LIMB QUANTUM PACKAGES

AMERICAS										
Package	QWD	WD	Friction	Flexion	1.1	2.1	3.1	4.1	5.1	6.1
Standard hand package code	TBX 50428	TBX 50429	TBX 50433	TBX 50432	TBX 50527	TBX 50528	TBX 50529	TBX 50530	TBX 50531	TBX 50532
Titanium hand package code	TBX 50430	TBX 50431	TBX 50435	TBX 50534	TBX 50533	TBX 50534	TBX 50535	TBX 50536	TBX 50537	TBX 50538
QWD	●				●		●		●	
WD		●								
Friction wrist			●							
Flexion wrist				●		●		●		●
Socket component kit	●									
Electrode kit										
Battery and magnetic charge port	●				●	●	●	●	●	●
Mains charger	●				●	●	●	●	●	●
Car charger	●				●	●	●	●	●	●
Grip Chips	●						●	●	●	●
iPod Touch	●				●	●	●	●	●	●
Standard glove package	●				●	●	●	●		
Enhanced glove package									●	●

Standard glove package: includes 6 coverings from i-Limb Skin Active, Active TS, Contour, Contour TS

Enhanced glove package includes 2 i-Limb Skin Match covers and 4 others from i-Limb Skin Active, Active TS, Contour, Contour TS

i-LIMB® ULTRA

A myoelectric, multi-articulating prosthetic hand with five individually powered digits. Electrically rotating thumb with manual overide.

- Individually motorized digits with compliant grip and stall-out ability
- Electronically rotatable thumb, with manual override, automatically switches between lateral and oppositional positions
- With our speed boost feature, digit speed can be increased by up to 30%
- App control provides instant access to Quick Grips™ at the touch of an icon.
- Muscle control uses specific muscle signals called triggers to instruct the hand to activate a specific grip
- 18 different automated grip options available
- Vari-Grip™ feature for additional grip strength
- Auto-Grasp™ - anti drop safety feature for added reassurance
- Biosim™ and My i-Limb™ Apps
- Available in 4 sizes – extra small, small, medium and large
- Multiple covering options available





The i-Limb Ultra is also available with titanium strengthened fingers, which increase the carry load by 50%.
Available in the sizes S / M and L.

CONTROL METHODS



TRIGGERS
MUSCLE CONTROL



QUICK GRIPS
APP CONTROL

Device Weight			
	Extra Small	Small	Medium/Large
QWD	472g/1.04lbs	512g/1.13lbs	528g/1.16lbs
WD	432g/0.95lbs	472g/1.04lbs	488g/1.08lbs
Flexion Wrist	572g/1.26lbs	612g/1.35lbs	628g/1.38lbs
Friction Wrist	467g/1.03lbs	507g/1.12lbs	523g/1.15lbs

Technical Information	
Voltage	7.4 V (nominal)
Max. Current	5 A
Battery Capacity	Rechargeable lithium polymer; 7.4 V (nominal); 2000 mAh capacity; 1300 mAh capacity
Max. hand load limit (static limit)	40kg/88lbs (Extra Small) 90kg/198lb (Small/Medium/Large)
Finger carry load (static limit)	20kg/44lbs (Extra Small) 32kg/71lbs (Small/Medium/Large)
Time from full open to full close	0.8 seconds

i-LIMB® ULTRA

i-LIMB ULTRA PACKAGES

EMEA				
Package	1	1.1	2	2.1
Standard hand package code	TBX 50185	TBX 50539	TBX 50186	TBX 50540
Titanium hand package code	TBX 50482	TBX 50541	TBX 50483	TBX 50542
QWD/WD/ Friction wrist	●	●		
Flexion wrist			●	●
Socket component kit	●		●	
Electrode kit	●		●	

All packages include:
- Battery and magnetic charge port
- Mains charger
- Car charger
- iPod Touch
- Standard glove package - includes 6 coverings from i-Limb Skin Active, Active TS, Contour, Contour TS, Natural

AMERICAS						
Package	QWD	WD	Friction	Flexion	1.1	2.1
Standard hand package code	TBX 50444	TBX 50445	TBX 50449	TBX 50448	TBX 50539	TBX 50540
Titanium hand package code	TBX 50446	TBX 50447	TBX 50451	TBX 50450	TBX 50541	TBX 50542
QWD	●				●	
WD		●				
Friction wrist			●			
Flexion wrist				●		●
Socket component kit	●	●	●	●		
Electrode kit						

All packages include:
- Battery and magnetic charge port
- Mains charger
- Car charger
- iPod Touch
- Standard glove package: includes 6 coverings from i-Limb Skin Active, Active TS, Contour, Contour TS

i-LIMB® ACCESS

A myoelectric, multi-articulating prosthetic hand that offers five individually powered digits and manually rotatable thumb.

- Individually motorized digits with compliant grip and stall-out ability
- Manually rotatable thumb that can be positioned between lateral and oppositional mode for creating different grip positions
- With our speed boost feature, digit speed can be increased by up to 30%
- App control provides instant access to Quick Grips™ at the touch of an icon.
- Muscle control uses specific muscle signals called triggers to instruct the hand to activate a specific grip
- 12 different automated grip options available.
- Biosim™ and My i-Limb™ Apps
- Available in 4 sizes – extra small, small, medium and large
- Multiple covering options available





The i-Limb Access is also available with titanium strengthened fingers, which increase the carry load by 50%.
Available in the sizes S / M and L.

CONTROL METHODS



TRIGGERS
MUSCLE CONTROL



QUICK GRIPS
APP CONTROL

Device Weight			
	Extra Small	Small	Medium/Large
QWD	432g/0.95lbs	468g/1.03lbs	478g/1.05lbs
WD	392g/0.86lbs	428g/0.94lbs	438g/0.97lbs
Flexion Wrist	532g/1.17lbs	568g/1.25lbs	578g/1.27lbs
Friction Wrist	427g/0.94lbs	463g/1.02lbs	473g/1.04lbs

Technical Information	
Voltage	7.4 V (nominal)
Max. Current	5 A
Battery Capacity	Rechargeable lithium polymer; 7.4 V (nominal); 2000 mAh capacity; 1300 mAh capacity
Max. hand load limit (static limit)	40kg/88lbs (Extra Small) 90kg/198lb (Small/Medium/Large)
Finger carry load (static limit)	20kg/44lbs (Extra Small) 32kg/71lbs (Small/Medium/Large)
Time from full open to full close	0.8 seconds

i-LIMB® ACCESS

i-LIMB ACCESS PACKAGES

EMEA				
Package	1	1.1	2	2.1
Standard hand package code	TBX 50042	TBX 50543	TBX 50043	TBX 50544
Titanium hand package code	TBX 50484	TBX 50545	TBX 50485	TBX 50546
QWD/WD/ Friction wrist	●	●		
Flexion wrist			●	●
Socket component kit	●		●	
Electrode kit	●		●	

All packages include:

- Battery and magnetic charge port
- Mains charger
- Car charger
- Standard glove package: includes 6 coverings from i-Limb Skin Active, Active TS, Contour, Contour TS

AMERICAS						
Package	QWD	WD	Friction	Flexion	1.1	2.1
Standard hand package code	TBX 50420	TBX 50421	TBX 50425	TBX 50424	TBX 50543	TBX 50544
Titanium hand package code	TBX 50422	TBX 50423	TBX 50427	TBX 50426	TBX 50545	TBX 50546
QWD	●				●	
WD		●				
Friction wrist			●			
Flexion wrist				●		●
Socket component kit	●	●	●	●		
Electrode kit						

All packages include:

- Battery and magnetic charge port
- Mains charger
- Car charger
- Standard glove package: includes 6 coverings from i-Limb Skin Active, Active TS, Contour, Contour TS

i-LIMB®

DIMENSIONS

Not to scale; lengths in mm

Extra Small Hand

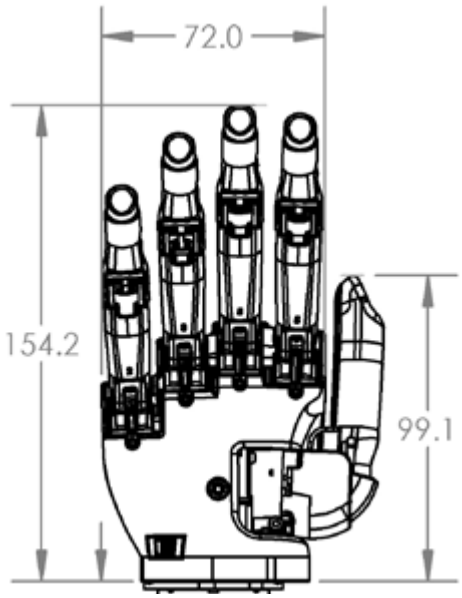

Small Hand

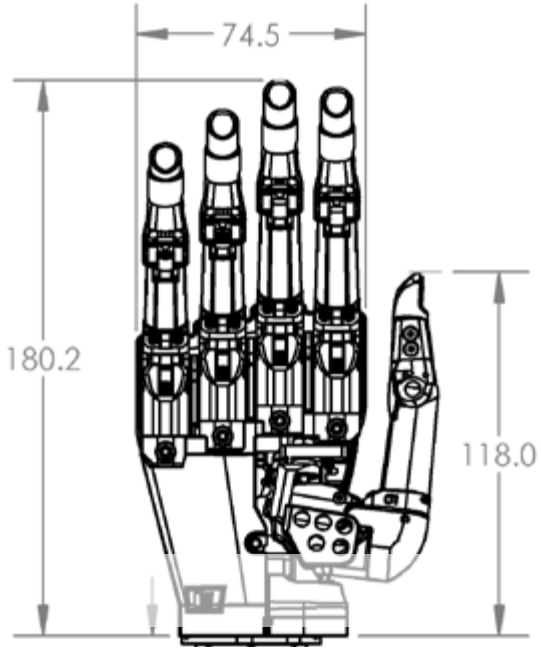

Medium Hand

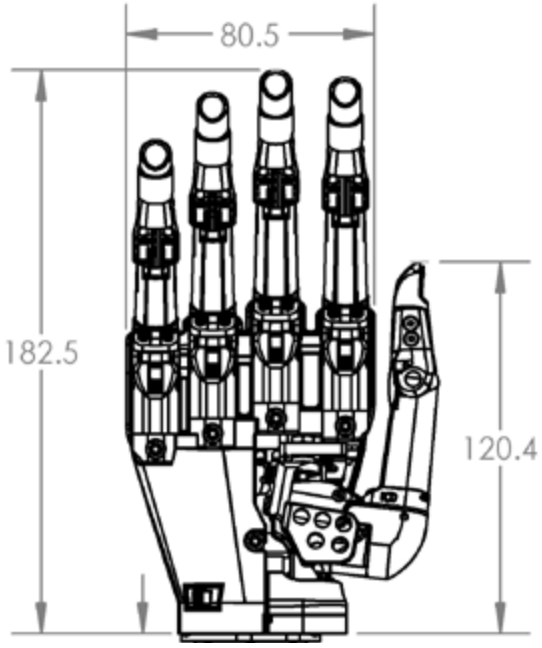

Large Hand

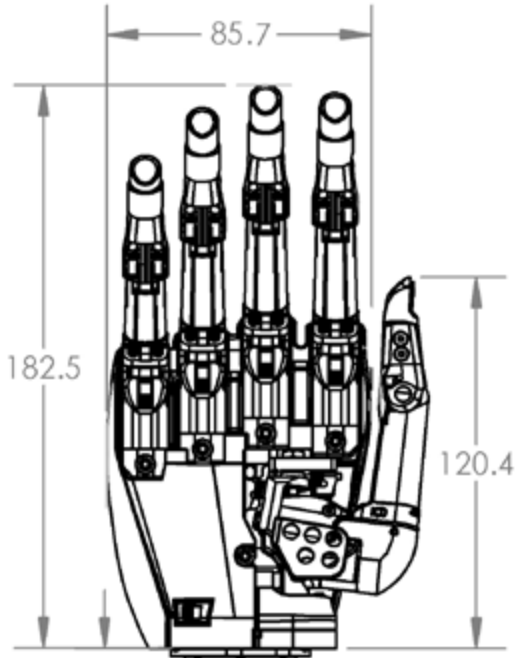

i-LIMB®

WRIST OPTIONS

The i-Limb hand range is available with a variety of wrist options

Flexion Wrist

The Flexion Wrist offers passive wrist flexion and extension with the ability to lock it in 5 positions; +40° +20° 0° -20° -40°. The wrist is locked/unlocked with a simple magnetic lock.

Weight: 161 g / 0.35lbs

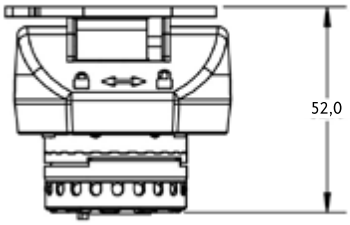

Quick Wrist Disconnect

Quick Wrist Disconnect (QWD) offers manual wrist rotation. The hand can be easily fitted to and removed from the prosthesis by the user.

Weight: 54 g / 0.12lbs

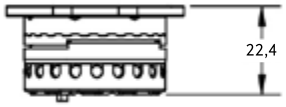

Friction Wrist

Friction Wrist is suitable for individuals with a long residual limb, offering manual wrist rotation. The hand cannot be removed from the prosthesis by the user.

Weight: 49 g / 0.11lbs

Wrist Disarticulation

Wrist disarticulation (WD) is the lowest profile attachment, making it suitable for users with a long residual limb.

A lamination basket is fabricated directly to the socket. No rotation of the hand is possible, and the user is not able to remove the hand from the prosthesis.

Weight: 17 g / 0.04lbs

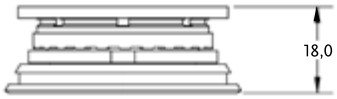

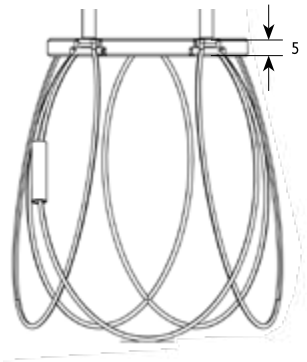

i-LIMB® WRIST

The i-Limb Wrist and i-Limb Quantum hand together offer new levels of functionality to the user.

Suitable for individuals with trans-radial level absence.

- Simultaneous wrist rotation upon grip selection eliminates the requirement to position the hand and wrist separately
- Smart control allows the user to directly rotate their wrist from their individual muscle actions
- Conventional rotational control methods of co-contraction and High/Low are also available
- Speed boost
- Set up via Biosim app on iPad
- Dual site digital electrodes (compact and remote options available)
- Expansion ring fitment into socket
- i-Limb Wrist also compatible with i-Limb Ultra and i-Limb Access hands - in which case the simultaneous rotation feature is not available



CONTROL METHODS

SMART CONTROL

HIGH / LOW

CO-CONTRACTION

Code	Description
TBX50547	i-Limb Wrist Kit with compact electrodes
TBX50548	i-Limb Wrist Kit with remote electrodes
Note: Kit includes i-Limb Wrist, fabrication dummies, torque driver and digital electrodes	
PL544009	Digital electrode kit: compact
PL544008	Digital electrode kit: remote

Technical Information	
Weight:	160g
Length to wrist face	56mm

i-DIGITS™ QUANTUM

i-Digits Quantum is a customized prosthetic device for individuals with partial hand loss or deficiency.

i-Digits Quantum is suitable for individuals with partial hand absence distal to the wrist and proximal to the metacarpophalangeal joint. Anywhere from one to five digits can be replaced.

i-Digits Quantum incorporates i-Mo technology, enabling grips to be accessed by moving the i-Digits Quantum in one of four directions.

- Fully customized prosthesis for partial hand loss or congenital absence
- Up to 32 grips available
- Self-contained wristband houses batteries & microprocessor
- Digits work in conjunction with remaining fingers
- Vari-Grip™ feature for additional grip strength
- Auto Grasp™ anti-drop feature for added reassurance
- Boost speed and strength by up to 30% with Biosim My i-Limb™ App



Gesture control enables an automated grip to be accessed by moving the i-Digits Quantum in one of four directions.

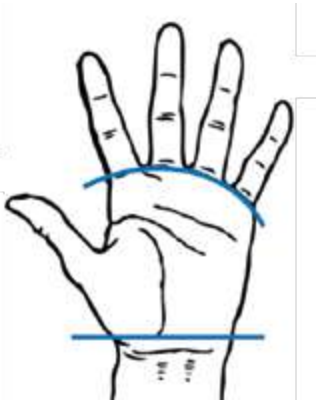

CONTROL METHODS

i-MO™ GESTURE CONTROL	TRIGGERS MUSCLE CONTROL	QUICK GRIPS™ APP CONTROL	GRIP CHIPS™ PROXIMITY CONTROL



i-DIGITS™ ACCESS

i-Digits Access is a customized prosthetic device for individuals with partial hand loss or deficiency.

i-Digits Access is suitable for individuals with partial hand absence distal to the wrist and proximal to the metacarpophalangeal joint. Anywhere from one to five digits can be replaced.

i-Digits Access offers a functional partial hand solution.

- Fully customized prosthesis for partial hand loss or congenital absence
- Up to 12 grips available
- Self-contained wristband houses batteries & microprocessor
- Digits work in conjunction with remaining fingers



CONTROL METHODS



TRIGGERS
MUSCLE CONTROL



QUICK GRIPS
APP CONTROL

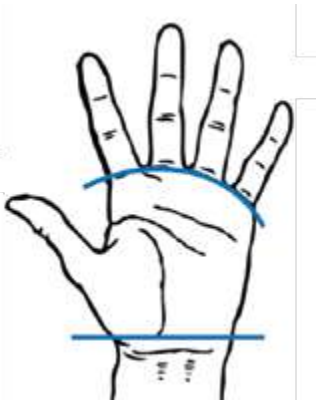



i-DIGITS™

DIMENSIONS

i-Digits are available in extra small and medium sizes.

The extra small mounting plate is 67 mm wide, with a straight digit alignment.

The medium mounting plate is 73 mm wide, with a splayed digit alignment.

	Thumb	Index	Middle	Ring	Little
Extra Small	5	5	5	3	2
Medium	5	6	6	5	3

These configurations provide the digit arrangement and functionality for individuals within the advised fitting guidelines.



extra small



medium

INPUT OPTIONS

A range of input options are available for i-Digits allowing the optimum option for the individual user to be utilized.

LP remote electrodes

Suspension piece is fabricated within the silicone socket. This provides the optimum suspension and spacing of the electrode domes. Two domes are positioned together for the muscle site, and one single shared ground dome can be used for dual site control.

Picture	Code	Description
1.	PL441012	LP Remote Electrode Kit
	SA441080	Check Socket Remote Electrode


1.

FSR (Force Sensing Resistor)

Very thin touch pad which the user operates by physically moving a part of their residual hand.

Picture	Code	Description
	SA441092	FSR for i-Digits (small)
2.	SA441093	FSR for i-Digits (large)


2.

i-DIGITS™

ACCESSORIES

Batteries and Chargers

Picture	Code	Description
1.	SA069313	800 mAh battery
	PL069380	i-Digits Car Charger DC socket
	069436	i-Digits Charger DC input plug - EU
	069332	i-Digits Charger DC input plug - UK
	069504	i-Digits Charger DC input plug - Australia
	069372	i-Digits Charger DC input plug - US
	PL069340	i-Digits Battery Charger base unit
2.	069331	i-Digits Power Supply Unit (must be ordered with input plug)


1.


2.

Assembly Accessories

Picture	Code	Description
	SA441036	i-Digits RH mounting knuckle plate assembly - extra small
3.	SA440003	i-Digits LH mounting knuckle plate assembly - extra small
	SA069406	i-Digits RH mounting knuckle plate assembly - medium
	SA069405	i-Digits LH mounting knuckle plate assembly - medium
4.	PL441052	Thumb pivot assembly
	069227	Thumb angled mounting plate
	PL441056	Single wired knuckle assembly
	SA400074	Ratchet Strap + Screws + Shoulder Insert Assembly
	PL177004	Repair tool kit T6 with torque driver

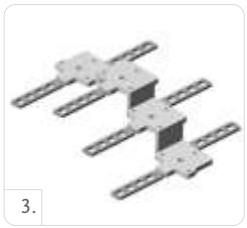
3.


4.

Bellows Assembly

Code	Description
SA441040	i-Digits Electrode Bellows Assembly 50 Hz
SA451002	i-Digits Electrode Bellows Assembly 60 Hz
SA441078	FSR Bellows Assembly for i-Digits

Digit Tips

Code	Description
441031	i-Digits Cover Size 2 black
441082	i-Digits Cover Size 2 clear
441032	i-Digits Cover Size 3 black
441083	i-Digits Cover Size 3 clear
441033	i-Digits Cover Size 5 black
441084	i-Digits Cover Size 5 clear
441034	i-Digits Cover Size TS 5 black

Code	Description
441085	i-Digits Cover Size TS 5 clear
441035	i-Digits Thumb Cover black
441088	i-Digits Thumb Cover clear
441076	i-Digits Cover Size 6 black
441086	i-Digits Cover Size 6 clear
441077	i-Digits Cover Size TS 6 black
441087	i-Digits Cover Size TS 6 clear

VIRTU-LIMB™

Virtu-Limb is a wireless simulation and training product for myoelectric upper limb prostheses.

Virtu-Limb can be used for a variety of purposes:

- Measuring clients' myoelectric signals to determine the muscle sites for their prosthesis
- Training clients how to control their muscle signals
- Training clients how to use automated grips
- Connect to Biosim™ or My i-Limb™ software
- Use muscle signals to control virtual hand on software
- Attach i-Limb hand to demonstrate i-Limb products to clients

Code	Description
PL188000	Virtu-Limb Kit - US (60 Hz)
PL189000	Virtu-Limb Kit - UK
PL189002	Virtu-Limb Kit - EU
PL189003	Virtu-Limb Kit - Australia
SA188010	Virtu-Limb FSR Touchpad
PL189001	Virtu-Limb Compact Electrode Kit (50 Hz) - 2 supplied
PL188064	Virtu-Limb Compact Electrode Kit (60 Hz) - 2 supplied





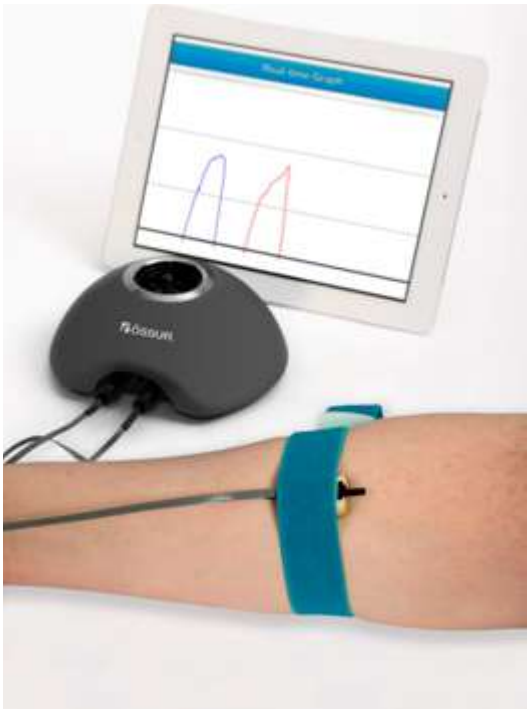

Virtu-Limb™ to measure myoelectric signals

DEMO-LIMB™

Demo-Limb is a portable demonstration and user training tool. Any i-Limb® hand with a QWD wrist connection can be attached to the Demo-Limb and controlled via FSRs or electrodes to demonstrate how the i-Limb hands work.

FSRs are useful for demonstrating the functions of the i-Limb hand, like gesture or muscle control.

The electrodes enable a potential i-Limb user to utilize their muscle sites and control the i-Limb hand offering a product demo for potential users as well as a demonstration and testing of grips.

The i-Limb hand can be linked to Biosim™ or my i-Limb to allow programming, use of Quick Grips and review of users signals using the real time graph.

With an i-Limb Quantum hand the Demo-Limb™ is particularly useful for activation of gesture control.



Features of the Demo-Limb:

- Two FSR's to simulate open and close signals progammable for co-contraction, double and triple impulse
- Possibility to connect electrodes for control
- Ability to demonstrate gesture control, muscle control, app control and proximity control
- QWD connection
- Exchangeable battery

Code	Description
PL071000	Demo-Limb

Demo-Limb is compatible with Virtu-Limb electrodes and Power Pack batteries.

ELECTRODES

REMOTE ELECTRODES

- For use with all i-Limb® hands
- Gold-plated domes for optimized EMG signal
- 50 Hz or 60 Hz
- Dimensions 23 mm x 17.4 mm x 5.6 mm
- 10 mm diameter electrode domes
- Optimum electrode dome spacing is 8-10 mm
- Gain selection, 1-7
- Gain and threshold can be adjusted through Biosim™

Code	Description
PL069466	50 Hz single site remote Electrode Kit, 300 mm cable
PL069467	60 Hz single site remote Electrode Kit, 300 mm cable
PL069468	50 Hz single site remote Electrode Kit, 600 mm cable
PL069469	60 Hz single site remote Electrode Kit, 600 mm cable





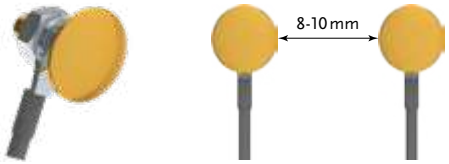

The improvement in EMG amplitude is greater than 20% when using gold-plated electrodes.

ELECTRODES

COMPACT ELECTRODES

- For use with all i-Limb® hands
- Medical grade stainless steel electrode contacts
- 50 Hz or 60 Hz
- Protection against dust and water spray, compliant with IP64
- Dimensions 26.8 mm x 18.4 mm x 9.7 mm
- Gain selection 1-7
- Gain and threshold can be adjusted using Biosim™ software



Additional Kit Contents:

- Lamination and thermoplastic dummies
- Electrode cable (choice of 300 mm or 600 mm) and insulated displacement connector
- Electrode gain adjustment tool
- Socket attachment screws and anchors



Code	Description
PL091050	Compact Electrode Kit, 50 Hz (300 mm cable)
PL091060	Compact Electrode Kit, 60 Hz (300 mm cable)
PL091127	Compact Electrode Kit 50 Hz (600 mm cable)
PL091128	Compact Electrode Kit 60 Hz (600 mm cable)
PL091029	3-way cable 300 mm
PL091030	3-way cable 600 mm



CHARGERS & BATTERIES

MAGNETIC CHARGER PORT

- Touch sensitive on/off switch.
- LED battery indicator with low level warning light
- Fail-safe feature - battery reserve prevents hand locking in closed position

Össur Touch Solutions batteries are required for use with i-Limb® hands.



Code	Description
PL000290	Magnetic Charge Port, including Cable Adaptor
PL000335	2000 mAh battery
PL000336	1300 mAh battery

		i-Limb 1300 mAh Battery	i-Limb 2000 mAh Battery
Capacity		1300 mAh	2000 mAh
Battery Dimensions	Length	70 mm (2.76")	80 mm (3.17")
	Width	35 mm (1.39")	44 mm (1.74")
	Height	6 mm (0.24")	7.5 mm (0.30")
Application		Moderate Use	Heavy Use

CHARGERS

Only approved chargers should be used with products from the Touch Solutions range. Different chargers are available for different countries. Please ensure you use the correct charger for your product.

Picture	Code	Description
1	PL000291	Mains Charger Power Supply Unit (also order mains cable)
	000312	Mains Cable with UK plug
	000313	Mains Cable with EU plug
	000224	Mains Cable with US plug
	000315	Mains Cable with Aus plug
	000316	Mains Cable with SA plug
2	PL000292	Car Charger



1.



2.

CHARGERS & BATTERIES

i-LIMB® POWER PACK

The i-Limb Power Pack is for users who want the ability to easily replace batteries and are offered with or without a switch block.

Battery housing is fabricated on the outside of socket, allowing for easy access to replace the batteries.



Replaceable battery kits include the following items:

- 1 dual battery housing unit
- 4 Removable 800 mAh batteries with low battery LED indicator; battery LED will glow RED when batteries are below 10% charge
- 2 Battery housing dummies
- Dual battery charger base unit
- Wall charging unit
- Switch Block (is typically used for patients who would like a power off control on the socket)
- Switch template (if switch block is ordered). This template is to be applied to the desired position on the socket to help guide drill holes.
- 2 Battery Pull cords. The battery pull cord provides a simple solution for removing the battery from the socket.
- Car Charger

Code	Description
PL238149	Replaceable Battery Assembly Kit
PL238163	Replaceable Battery Assembly Kit w/ switch block



Dual battery housing unit



800 mAh battery



Charger base unit



Wall charger



Switch block

i-LIMB®

ACCESSORIES

Grip Chips™

Can be used to store grips or favourites for i-Limb® Quantum and i-Digits™ Quantum.

Code	Description
PL238300A	Grip Chips Starter Kit & App Activation

Toolkit

Required for maintenance of the i-Limb® hand.

Code	Description
PL177001	Repair Tool Kit T10
PL177002	Repair Tool Kit T6
PL177003	Repair Tool Kit T8
PL177004	Repair Tool Kit T6 with torque driver

Coupling Piece & Coaxial Plug

For QWD connection.

Picture	Code	Description
1	PL091032	Coupling piece
2	PL091036	4-way Coaxial Plug

Lamination Ring

For lamination into prosthesis for QWD connection.

Picture	Code	Description
3	089003	Lamination Ring 50 mm
	091037	Lamination Ring 45 mm

QWD Tool

Required for assembly of a QWD.

Picture	Code	Description
4	091084	Quick Wrist Disconnect (QWD) tool

WD Lamination Plate-Basket Assembly

For lamination into prosthesis with WD connection.

Picture	Code	Description
5	SA149003	WD Lamination Plate/Basket Assembly

Electrode Kits

Code	Description
PL091067	Single Site Socket Component Kit, including one Electrode Kit
PL091068	Dual Site Socket Component Kit,, including two Electrode Kits


1.


2.


3.



4.


5.

COVERINGS

i-LIMB® SKIN ACTIVE AND TS COVERS

The i-Limb Skin Active cover is designed for the i-Limb hands and will fully cover the hand. The palm and inner surface of the cover provide some frictional properties for slip resistance when gripping. The back of the glove is smooth to allow the hand to easily move through sleeves of clothing.

The i-Limb Skin Active TS allows users to use touchscreen devices such as smartphones or tablets with compatible i-Limb prostheses.

Note: for large i-Limb hands order medium covering.



i-Limb Skin Active Codes

Code	Description
PL353002	i-Limb Skin Active RH extra small Clear
PL353003	i-Limb Skin Active LH extra small Clear
PL353000	i-Limb Skin Active RH extra small Black
PL353001	i-Limb Skin Active LH extra small Black
092025	i-Limb Skin Active RH small Clear
092026	i-Limb Skin Active LH small Clear
092029	i-Limb Skin Active RH small Black
092030	i-Limb Skin Active LH small Black
092023	i-Limb Skin Active RH medium Clear
092024	i-Limb Skin Active LH medium Clear
092027	i-Limb Skin Active RH medium Black
092028	i-Limb Skin Active LH medium Black
TBX50045	i-Limb Skin Active (black or clear) x 4

i-Limb Skin Active TS Codes

Code	Description
PL380002	i-Limb Skin Active RH extra small Clear TS
PL380003	i-Limb Skin Active LH extra small Clear TS
PL380000	i-Limb Skin Active RH extra small Black TS
PL380001	i-Limb Skin Active LH extra small Black TS
MP092025	i-Limb Skin Active RH small Clear TS
MP092026	i-Limb Skin Active LH small Clear TS
MP092029	i-Limb Skin Active RH small Black TS
MP092030	i-Limb Skin Active LH small Black TS
MP092023	i-Limb Skin Active RH medium Clear TS
MP092024	i-Limb Skin Active LH medium Clear TS
MP092027	i-Limb Skin Active RH medium Black TS
MP092028	i-Limb Skin Active LH medium Black TS
TBX50047	i-Limb Skin Active TS (black or clear) x 4



COVERINGS

i-LIMB® SKIN CONTOUR AND TS COVERS

The i-Limb Skin Contour cover is a soft silicon glove that is anatomically shaped and is equipped with a slip coating inside for ease of donning & doffing.

The thicker tips and looser fitting on the i-Limb hand provides increased durability.

The i-Limb Skin Contour cover is available in 2 colors: clear and black.

Also available with Touch Screen (TS) option.

Note: for large i-Limb hands order medium covering.



i-Limb Skin Contour codes

Code	Description
PL353004	i-Limb Skin Contour RH extra small Clear
PL353005	i-Limb Skin Contour LH extra small Clear
PL353014	i-Limb Skin Contour RH extra small Black
PL353015	i-Limb Skin Contour LH extra small Black
PL354004	i-Limb Skin Contour RH small Clear
PL354005	i-Limb Skin Contour LH small Clear
PL354014	i-Limb Skin Contour RH small Black
PL354015	i-Limb Skin Contour LH small Black
PL355004	i-Limb Skin Contour RH medium Clear
PL355005	i-Limb Skin Contour LH medium Clear
PL355014	i-Limb Skin Contour RH medium Black
PL355015	i-Limb Skin Contour LH medium Black
TBX50053	i-Limb Skin Contour x 4

i-Limb Skin Contour TS codes

Code	Description
PL380004	i-Limb Skin Contour RH extra small Clear TS
PL380005	i-Limb Skin Contour LH extra small Clear TS
PL380012	i-Limb Skin Contour RH extra small Black TS
PL380013	i-Limb Skin Contour LH extra small Black TS
PL381004	i-Limb Skin Contour RH small Clear TS
PL381005	i-Limb Skin Contour LH small Clear TS
PL381012	i-Limb Skin Contour RH small Black TS
PL381013	i-Limb Skin Contour LH small Black TS
PL382004	i-Limb Skin Contour RH medium Clear TS
PL382005	i-Limb Skin Contour LH medium Clear TS
PL382012	i-Limb Skin Contour RH medium Black TS
PL382013	i-Limb Skin Contour LH medium Black TS
TBX50054	i-Limb Skin Contour TS x 4

COVERINGS

i-LIMB® SKIN NATURAL COVERS

The i-Limb Skin Natural Cover offers a cosmetic cover for the i-limb hand A color swatch is available to select the closest color match between clients natural skin color and the color of the i-Limb Skin Natural Cover. There are 18 color options for the i-Limb Skin Natural Cover.

The i-Limb Skin Natural Covers extend to just proximal to the wrist level. For coverage of the forearm section of the prosthesis, forearm sleeves are available in the corresponding colors.

Note: for large i-Limb hands order medium covering.



	Extra small		Small		Medium	
Color	LH	RH	LH	RH	LH	RH
1	066582	066564	066509	066491	066473	066455
2	066583	066565	066510	066492	066474	066456
3	066584	066566	066511	066493	066475	066457
4	066585	066567	066512	066494	066476	066458
5	066586	066568	066513	066495	066477	066459
6	066587	066569	066514	066496	066478	066460
7	066588	066570	066515	066497	066479	066461
8	066589	066571	066516	066498	066480	066462
9	066590	066572	066517	066499	066481	066463
10	066591	066573	066518	066500	066482	066464
11	066592	066574	066519	066501	066483	066465
12	066593	066575	066520	066502	066484	066466
13	066594	066576	066521	066503	066485	066467
14	066595	066577	066522	066504	066486	066468
15	066596	066578	066523	066505	066487	066469
16	066597	066579	066524	066506	066488	066470
17	066598	066580	066525	066507	066489	066471
18	066599	066581	066526	066508	066490	066472

COVERINGS

i-LIMB® SKIN NATURAL FOREARM SLEEVES

i-Limb Skin Natural Forearm Sleeves offer a cosmetic cover for the forearm section of the prosthesis, for those individuals who wish the forearm of the prosthesis to be covered. Available in 4 circumference sizes (low profile, small, medium, large) to fit the dimensions of the forearm of the prosthesis. 18 color options are available.

Forearm sleeves are 35cm long.



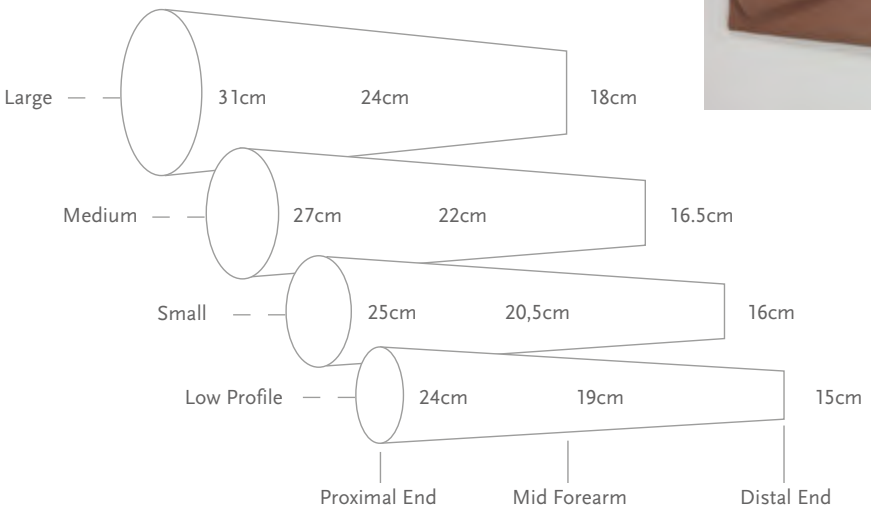

Color	Low Profile	Small	Medium	Large
1	066629	066628	066627	066626
2	066633	066632	066631	066630
3	066637	066636	066635	066634
4	066641	066640	066639	066638
5	066645	066644	066643	066642
6	066649	066648	066647	066646
7	066653	066652	066651	066650
8	066657	066656	066655	066654
9	066661	066660	066659	066658
10	066665	066664	066663	066662
11	066669	066668	066667	066666
12	066673	066672	066671	066670
13	066677	066676	066675	066674
14	066681	066680	066679	066678
15	066685	066684	066683	066682
16	066689	066688	066687	066686
17	066693	066692	066691	066690
18	066700	066696	066695	066694

COVERINGS

i-LIMB® SKIN MATCH COVERS

i-Limb Skin Match is a fully customized silicone covering that closely matches the user's skin tone and features.

The i-Limb Skin Match Cover extends to just proximal to the wrist level. For coverage of the forearm section of the prosthesis, an i-Limb Skin Match Forearm Cover can also be produced closely matching the users skin tones.



Code	Description
066006	i-Limb Skin Match Hand Cover
066448	I-Limb Skin Match Forearm Sleeve
066449	I-Limb Skin Match Hand Covering including Custom Forearm Sleeve

LIVINGSKIN™

OVERVIEW

Hand crafted from high definition silicone and hand painted to closely match skin tone and appearance, Livingskin prostheses are designed to look very realistic. Individual details can be added to the prostheses, such as freckles and hair.

Livingskin are passive functional prostheses. As well being a highly cosmetic solution, Livingskin can be used to support functions such as pushing, pulling, stabilizing etc.



LivingskinFingers

Codes	Description
066026	1 Finger
066029	2 Fingers
066039	3 Fingers
066040	4 Fingers
066134	5 Fingers
066135	Finger Band



Livingskin Hands

Codes	Description
066014	Partial Hand
066015	Full Hand



Livingskin Arms

Codes	Description
066703	Wrist Disarticulation Passive
066016	Transradial Passive to Elbow
066017	Transhumeral Passive to Axilla
066454	Shoulder Disarticulation Passive





LIVINGSKIN™

ACCESSORIES

Codes	Description
TBX50160	SeasonGuard
066443	Dermahair - Finger
066065	Dermahair - Hand
066442	Dermahair - Arm
092039	Extra Silicone Material - per 1 lb Tube
TBX50181	Orthotic Device (including Thumb Stabilizer)
TBX50135	Pronation/Supination Wrist Component
TBX50070	Flexion/Extension Wrist Component
TBX50166	Slipcoat

INVENTORS

ICEROSS® LINERS

Iceross stands for Icelandic Roll-On Silicone Socket. It was developed by Össur Kristinsson, a prosthetist and prosthetic user, as an alternative suspension system to more conventional methods. It functions to protect the skin, enhance comfort by reducing pressure peaks within the socket, and to eliminate motion between the socket and residual limb. Iceross is available in a range of suspension designs to suit different residual limbs and lifestyles.



Össur Kristinsson

WHY ICEROSS?

COMFORT - All Iceross interface systems are made exclusively from a variety of densities of silicone. Silicone has a proven history of use in the medical field because of its material properties. The properties provide benefits such as cushioning for bony and sensitive areas, high elasticity to enable ease of conformity to residual limb shapes, and high tear strength for increased durability.

PROTECTION - Iceross has been designed to function in a way similar to a compression stocking, i.e. by improving blood circulation while controlling swelling. It also protects skin and newly formed or sensitive scar tissue by reducing potentially damaging shear forces.

SUSPENSION - Iceross liners offer 3 different suspension methods; the Iceross Seal-In, Locking and Cushion liners so it is easy to find something that will suite your patient needs.

TOTAL KNEE®

Total Knee was the brain-child of Swedish inventor Finn Gramnas. Unhappy with the heavy and unwieldy prosthesis his six-year-old daughter was being offered in 1986, he retired to his garage and began inventing something far superior. Perhaps the world's youngest R&D specialist, Lisa Gramnas helped her father fine-tune dozens of prototypes for the Total Knee.



Finn & Lisa Gramnas

WHY THE TOTAL KNEE?

Total Knee offers shock absorption, comfort and a natural gait. Toe clearance is provided through mid-swing shortening, preventing hiphiking. The 3-phase hydraulic swing control accommodates changes in walking speed. Its polycentric design imitates natural knee motion, while the adjustable "stance-flex bumper" acts as a shock absorber, simulating the flexing action that occurs in the normal knee while walking or running.

MAUCH KNEE®

A German scientist and engineer, Hans Mauch was fascinated by the field of rehabilitative medicine. From the late 1950s he devoted his energies to prosthetic development. Building on studies sponsored by America's Veterans Administration, he collaborated with fellow scientist Ulrich Henschke to design the Mauch hydraulic knee system.



Hans Mauch

WHY THE MAUCH KNEE?

Mauch's progressively designed hydraulic systems provide amputees with a less strenuous and more controlled means of ambulation on varied terrains and in sports activities. From running, to walking step over step down stairs, Mauch offers a smooth natural gait and a high level of flexibility for more active lifestyles.

INVENTORS

FLEX-FOOT®

Flex-Foot was first introduced in 1984 by prosthetic user, research prosthetist, and inventor Van Phillips. Two critical breakthroughs made these products different and revolutionized the everyday aspirations of amputees. The first, energy storage and release, is a function inherent in the patented carbon fiber design of Flex-Foot. The second, vertical shock absorption, enables a more natural gait and protects the sound limb and remaining joints of the amputated limb from excessive shock.



Van Phillips

WHY FLEX-FOOT?

Different functions are available within the Flex-Foot range to suit individual needs. All models offer significant advantages over conventional prosthetic feet. Twenty years of scientific material research lead to this unparalleled design, making Flex-Foot the choice for durability, comfort and performance.

GENERAL INFORMATION

WE ARE HERE TO HELP

If you need advice on Össur product selection, there are a number of ways in which we can help:

SELECTION CHARTS

These are available online at www.ossur.com and in wall chart format. Contact your Össur customer service representative for wall charts.

SALES MANAGERS, CUSTOMER SERVICE AND TECHNICAL SERVICE

Our sales managers, customer service and technical service teams are always happy to advise and assist. For contact details visit www.ossur.com and check the customer service pages for your location. Technical experts are also available online.

We hope the clear layout of our catalog will easily guide you through this comprehensive range of products. Should you need any assistance, feel free to contact our customer service teams or visit our website, www.ossur.com.

TERMS OF SALE AND POLICIES

HOW TO ORDER

Össur part numbers and item descriptions must be included on all orders.

PRICES AND PAYMENT TERMS

For price and payment terms please refer to our current Price List.

RETURNS, ADJUSTMENTS AND CREDITS

Please inspect all orders immediately upon receipt. In the event of items being ordered or shipped in error, please notify the Customer Service Department for a Return Authorization number (RA#). Össur must be contacted within five (5) business days of the receipt of goods. Prior approval and an RA# must be obtained for credit. The RA# must be printed on the outside of the package and a copy of the original invoice or packing slip must be included. All returns are subject to inspection.

SINGLE PATIENT USE

Össur products and components are designed and tested to ISO 10328. Compatibility and compliance with this standard is achieved only when Össur products and components are used with other recommended Össur or authorized components. If unusual movement or product wear is detected in a structural part of a prosthesis at any time, the patient should be instructed to immediately discontinue use of the device and consult his/her clinical specialist. This product has been designed and tested based on single patient usage. It is a single-use device and should never be used by multiple patients. If any problems occur with the use of this product, immediately contact your Össur representative.

TRIAL PERIOD

Össur provides a trial period with certain products. If the amputee is dissatisfied with any such Össur product for any reason, the prosthetist can return the product to Össur for a full refund. If a product needs to be returned within the Trial Period, the following must occur:
Prior approval and a Return Authorization number (RA#/RS#) must be obtained from the Össur Customer Service Department for goods to be returned for credit. No items will be accepted for credit after the Trial Period has ended (trial Period begins the date the order is invoiced).

- Any items that are received by Össur after the Trial Period has ended will be sent back to the customer at their cost and no credit will be issued.
- RA#s are valid for thirty (30) days, starting the day the request was made. After thirty (30) days, the RA#/RS#is invalid.
- Any items that are returned in addition to those listed and/or any items that are returned which differ from those listed on the RA#/RS# will be treated as an unauthorized return.
- The customer is responsible for the returned package prior to receipt at Össur.
- Returns must be accompanied by a copy of the original invoice or packing slip.
- For Trial Periods, please refer to Warranty Procedure section.
- Össur Knees do not have a trial period. Once the packaging has been opened, the product can not be returned. To trial a mechanical knee, please contact Customer Service. To trial a RHEO KNEE, please contact your local Area Sales Manager.

WARRANTY PROCEDURE

All Össur products are guaranteed to be free of defects in materials and workmanship upon purchase. Any product found to be defective under normal and correct use will be replaced at no charge with the same item. If an item needs to be replaced under warranty, the replacement item will ship as soon as possible and the full retail cost will be invoiced. Upon receipt of the warranty item, a credit will be given under the terms that apply.

BIONIC TECHNOLOGY BY ÖSSUR	LIMITED WARRANTY
PROPRIO FOOT	24 Months*
RHEO KNEE	24 Months*
RHEO KNEE XC	24 Months*
POWER KNEE EMEA	24 Months*
POWER KNEE Americas	36 Months*
POWER KNEE EUP	36 Months
POWER KNEE Batteries	12 Months

LINERS AND SLEEVES	LIMITED WARRANTY

Össur liners and sleeves can be returned for full credit within 30 days as long as the "sealed" bag has not been opened or when applicable, hygienic seal has not been broken. Any components that have been removed from this bag will not be accepted for credit and will be returned to the customer at the customer's expense.

Iceross Seal-In X-Classic	6 Months
Iceross Seal-In X-Grip	6 Months
Iceross Seal-In X-Volume	6 Months
Iceross Transfemoral Seal-In	6 Months
Iceross Transfemoral Locking	6 Months
Iceross Upper-X Locking	6 Months
Iceross Seal-In X (TT)	6 Months
Iceross Seal-In X (TT) Seals	6 Months
Iceross Seal-In X5 (TT)	6 Months
Iceross Seal-In V	6 Months
Iceross Dermo Locking/Cushion/Seal-In	6 Months
Iceross Synergy Locking/Cushion	9 Months
Iceross Comfort Locking/Cushion	6 Months
Iceross Original Locking (with cover)	6 Months
Iceross Original Locking (without cover)	6 Months
Iceross Sport Locking	9 Months
Iceross Activa with Tibiaguard	9 Months
Iceross Post-Op	6 Months
Iceross Curvemaster	12 Months
Össur Rigid Dressing (ORD)	2 Months
Iceross Junior Locking	6 Months
Distal Cup	12 Months
Iceross Sleeve	3 Months
Iceflex Balance	1 Month
TTm pop	6 Months
TFm pop	6 Months
First Liner	6 Months
SoftC Locking	6 Months
Sensitive Locking	6 Months
Protect Locking/Cushion	6 Months
Relax Locking/Cushion	6 Months
AKOS	6 Months
Relax TF	6 Months
4Seal Classic	6 Months
Genu Sleeve	
Comfort SCS	3 Months
Night Care Socks	3 Months
Volume Compensation Socks	3 Months

UNITY VACUUM SUSPENSION SYSTEM	LIMITED WARRANTY
Unity Pump Kit	24 Months
	WARRANTY
Membrane	12 Months

FEET	LIMITED WARRANTY

Össur provides each prosthetic foot with a 30-Day Trial Period. If the amputee is dissatisfied with the prosthetic foot for any reason, the prosthetist can return it to Össur for a full refund within 30 days from the invoice date. For a detailed description of how to return products see Terms of Sale and Policies.

Re-Flex Shock	36 Months
Re-Flex Rotate	36 Months
Vari-Flex Modular	36 Months
Vari-Flex	36 Months
Pro-Flex	36 Months
Pro-Flex XC	36 Months
Pro-Flex LP	36 Months
Pro-Flex XC Torsion	36 Months
Pro-Flex LP Torsion	36 Months
Pro-Flex LP Align	24 Months
Talux	36 Months
LP Vari-Flex	36 Months
Flex-Foot Assure	36 Months
Flex-Foot Assure	36 Months
Balance Foot S	36 Months
Balance Foot S Torsion	36 Months
Balance Foot J	24 Months
Flex-Foot Balance	12 Months
Flex-Foot Balance with DP-Flexion	12 Months
K2 Sensation	12 Months
K2 Sensation with DP-Flexion	12 Months
Flex-Symes	36 Months
Chopart	24 Months
Flex-Run With Nike Sole	12 Months
Cheetah Xplore	36 Months
Flex-Foot Cheetah Xtreme	12 Months
Flex-Foot Cheetah Xtend	12 Months
Flex-Foot Cheetah	12 Months
Vari-Flex Junior	18 Months
Flex-Foot Junior	18 Months
Cheetah Junior	18 Months
Cheetah Xplore Junior	18 Months
Flex Run Junior	18 Months
Foot Cover	2 Months
Pro-Flex Foot Cover	6 Months
FSE and FSL Foot Covers	6 Months
Nike Sole	2 Months
Nike Spike Pad	2 Months
Foam Heel Counter and Sole	6 Months

* 1, 2 or 3 year extended warranties on Bionic devices (POWER KNEE batteries excluded) are available for purchase, contact Össur Customer Service for options and prices. Maximum total warranty period is 5 years, must be purchased within one year of original purchase date.

WARRANTY PROCEDURE

MAUCH KNEE	LIMITED WARRANTY
Mauch Knee EMEA	24 Months
Mauch Knee Americas	36 Months
Mauch Knee Plus EMEA	24 Months
Mauch Knee Plus Americas	36 Months

CHEETAH KNEE	LIMITED WARRANTY
Cheetah Knee	18 Months

TOTAL KNEE	LIMITED WARRANTY
Total Knee 1900	24 Months
Total Knee 2000	24 Months
Total Knee 2100	24 Months
Total Knee Junior	24 Months
OP2 Knee	24 Months
OP4 Knee	24 Months
OP5 Knee	24 Months
OHP3 Knee	24 Months
OH5 Knee	24 Months
OH7 Knee	24 Months
Paso Knee	24 Months

BALANCE KNEE	LIMITED WARRANTY
Balance Knee	24 Months
Balance Knee Control	24 Months
Balance Knee OFM2	24 Months

LOCKING KNEE	LIMITED WARRANTY
Locking Knee	12 Months

ICELOCK	LIMITED WARRANTY
Icelock 100 Series	12 Months
Icelock 200 Series	12 Months
Icelock 300 Series	12 Months
Icelock 400 Series	12 Months
Icelock 500 Series	6 Months
Icelock 544 Series	6 Months
Icelock 600 Series	12 Months
Icelock 700 Series	12 Months

STANDARD ADAPTERS	LIMITED WARRANTY
Össur Standard Adapters	24 Months
Össur Junior Adapters	24 Months
Fixed Offset Adapters	12 Months
Skinergy	3 Months
Genu Sleeve	3 Months
mpro adapter	24 Months

SOCKET SYSTEMS	LIMITED WARRANTY
Icecast Anatomy	12 Months

UPPER LIMB	LIMITED WARRANTY
i-Limb Access	24 Months*
i-Limb Ultra	24 Months*
i-Limb Quantum	24 Months*
i-Limb Wrist	24 Months*
i-Digits Access	24 Months*
i-Digits Quantum	24 Months*

UPPER LIMB ACCESSORIES	LIMITED WARRANTY
i-Limb Skin Coverings	3 months
Hand Accessories	12 Months**
Demo-Limb	12 Months
Virtu-Limb	12 Months

PASSIVE UPPER LIMB PROSTHETICS	LIMITED WARRANTY
Livingskin Passive Device	12 Months

*Extended warranty is available to purchase, contact Össur Customer Service for options and prices. Maximum total warranty period is 5 years. Extended warranty must be purchased while device is still within warranty.

**If purchased within an i-Limb or i-digit kit, the warranty period for the kit will apply to the accessory.

RETURNS / COMPLAINTS FORM

To register a return or a complaint please complete this form in full and fax it to Customer Service.
Please Note: The customer ref. number is the code on our documents to you which begins UK or IE. This code must be quoted for all returns.

SECTION 1

Shipment number: SS _____ Invoice number: SI _____

Customer: _____ Customer ref. number: _____

Prosthetist: _____ Date: _____

User: _____ Age: _____ Weight (kg): _____ Weight gain: Yes / No _____

Impact level: Extreme / High / Medium / Low Period the product has been in use: _____

Do you require a formal written response to the return/complaint: Yes / No _____

Was the user injured: Yes / No _____ Nature of injury: _____

Product categories:	Interface Systems	Feet & Shocks	Knees	Icelock & Components
Product description:	_____	_____	_____	_____
Part number:	_____	_____	_____	_____

SECTION 2A, FOR PRODUCT RETURNS:

Description of problem: _____

Warranty claim: Yes / No _____

SECTION 2B, FOR COMPLAINTS:

Nature of complaint: Product related / Service related _____

Description of problem: _____

_____

_____

_____

NOTES

NOTES

WWW.OSSUR.COM

Össur Europe B.V.
De Schakel 70
5651 GH Eindhoven
P.O. Box 120
5690 AC Son en Breugel
The Netherlands

TEL +800 3539 3668
+31 (0) 499 462 840
FAX +800 3539 3299
+31 (0) 499 462 841
info-europe@ossur.com

ÖSSUR®
LIFE WITHOUT LIMITATIONS

© ÖSSUR, 12.2019