



## WELCOME TO THE ÖSSUR PROSTHETICS CATALOGUE

---

### ÖSSUR PROSTHETIC SOLUTIONS

---

For years, Össur has been helping people to feel safe and confident, to rekindle ambitions and focus on new goals rather than limitations, and to feel happy and prepared for life with limb-loss.

When you look at why we have been so successful, you will find a whole series of small but significant steps to a better future – comprehensive solutions that are designed with user needs and aspirations always at the top of the agenda.

Össur is pleased to present its most inclusive range of prosthetics ever, with solutions that embrace diverse populations and provide an effective response, whatever the need.

Each prosthetic is developed with different activity levels in mind. Össur prosthetic solutions are our way to make the selection easier and helping you finding the best solution for your patient.

### HIGH QUALITY, HIGH PERFORMANCE PRODUCTS... FOR A LIFE WITHOUT LIMITATIONS

---

Years of experience in materials technology and innovative design have made Össur a leading developer of prosthetic systems that provide extraordinary fit and function. Our current product offering is a reflection of this continuing commitment to amputees and to the prosthetic industry.

We are pleased to present a full spectrum of premium lower limb prosthetic components, designed to reflect the individual nature of our customers. We remain focused on the best possible outcomes and a Life Without Limitations® for all the people who use our products. Our underlying goal is to transform the aspirations and experience of everyone we work with.

Össur is proud to work alongside healthcare professionals all over the world, developing the advanced concepts of tomorrow while delivering exceptional solutions today. The company funds one of the largest research and development units in the industry, pursuing the technological breakthroughs that continually set new standards of performance, quality, and comfort.

Össur is an international manufacturer of prosthetic devices and a leading innovator in the field. The company employs a staff of more than 3,000, serving the needs of amputees, prosthetists, and healthcare professionals worldwide. As part of this service, we provide expert advice, training, and technical assistance. Össur operates a quality management system that meets the requirements of ISO 13485 and 14001. Products are CE-marked and conform to standards and other normative documents outlined in the EC (CE) Declaration of Conformity.

### IMPACT LEVELS

---

#### LOW

Daily activities involving gentle, steady walking with the use of a walking aid.

Example: Moving around at home, modest walking in the community.



#### MODERATE

Daily activities involving average walking with the ability to vary speed or walking pattern.

Example: Going to the shops, confident outdoor walking.



#### HIGH

Daily activities involving fast walking, jogging and climbing stairs.

Example: Heavy-lifting, manual labor, recreational sports.



#### EXTREME

Activities involving running, track and field, sprinting, and long-distance running.

Example: Track and field sports.





# ÖSSUR PROSTHETICS PRODUCT CATALOGUE

## TABLE OF CONTENTS

ÖSSUR BALANCE SOLUTIONS .....	8
ÖSSUR DYNAMIC SOLUTIONS .....	10
ÖSSUR JUNIOR SOLUTIONS .....	12
ÖSSUR SPORT SOLUTIONS .....	14
ÖSSUR POST-OP SOLUTIONS .....	16
ÖSSUR TOUCH SOLUTIONS .....	18
ÖSSUR LINERS AND SOCKETS .....	20
ICEROSS® TRANSTIBIAL LINERS BY ÖSSUR .....	25
ICEROSS SEAL-IN® X .....	27
ICEROSS SEAL-IN® X LOCKING .....	29
ICEROSS SEAL-IN® V TRANSTIBIAL WITH WAVE .....	31
ICEROSS SEAL-IN® X5 TRANSTIBIAL WITH WAVE .....	32
ICEROSS SEAL-IN® X5 TRANSTIBIAL .....	33
ICEROSS DERMO SEAL-IN® .....	34
ICEROSS® SYNERGY™ LOCKING WITH WAVE .....	35
ICEROSS® SYNERGY™ LOCKING .....	36
ICEROSS DERMO® LOCKING WITH WAVE .....	37
ICEROSS DERMO® LOCKING .....	38
ICEROSS COMFORT® LOCKING WITH WAVE .....	39
ICEROSS COMFORT® LOCKING .....	40
ICEROSS® ORIGINAL LOCKING .....	41
ICEROSS® SPORT LOCKING .....	42
PROTECT™ LOCKING .....	43
SENSITIVE™ LOCKING .....	44
RELAX™ LOCKING .....	45
ICEROSS® SYNERGY™ CUSHION .....	46
ICEROSS® SYNERGY™ CUSHION WITH WAVE .....	47
ICEROSS DERMO® CUSHION .....	48
ICEROSS DERMO® CUSHION WITH WAVE .....	49
ICEROSS COMFORT® CUSHION .....	50
ICEROSS® ACTIVA WITH TIBIAGUARD™ CUSHION .....	51
PROTECT™ CUSHION .....	52
ICEFORM® LOCKING AND CUSHION .....	53
RELAX™ CUSHION .....	54
ICEROSS® SLEEVE .....	55
ICEFLEX® BALANCE SLEEVE .....	56
ICEFORM® SLEEVE .....	57
GENU SLEEVE .....	58
ICEROSS® TRANSFEMORAL LINERS BY ÖSSUR .....	59
ICEROSS SEAL-IN® X TF .....	61
ICEROSS SEAL-IN® X5 TRANSFEMORAL .....	63
ICEROSS SEAL-IN® TRANSFEMORAL .....	64

# ÖSSUR PROSTHETICS PRODUCT CATALOGUE

## TABLE OF CONTENTS

4SEAL CLASSIC™ .....	65
ICEROSS® TRANSFEMORAL LOCKING .....	67
AKOS™ .....	68
RELAX™ TRANSFEMORAL .....	70
ICEROSS® UPPER-X LOCKING .....	72
ACCESSORIES .....	73
COMFORT SCS .....	76
RELAX NIGHT CARE .....	77
EASY CUT VOLUME COMPENSATION SOCK .....	78
<b>DIRECT SOCKETS .....</b>	<b>79</b>
DIRECT SOCKET TT .....	80
DIRECT SOCKET TF .....	81
CONNECT TF .....	85
ICEROSS® DIRECT CASTING LINER .....	86
DIRECT SOCKET TOOL KIT .....	87
DIRECT SOCKET TOOLS AND TOOL KIT SPARE PARTS .....	88
DIRECT SOCKET MATERIALS .....	90
PRESSURE PADS .....	91
<b>ÖSSUR KNEES AND LEGS .....</b>	<b>92</b>
RHEO KNEE® .....	93
RHEO KNEE® XC .....	97
PASO KNEE™ .....	101
LOCKING KNEE .....	103
POWER KNEE™ .....	106
BALANCE™ KNEE OFM2 .....	107
BALANCE™ KNEE OFM1 .....	108
BALANCE™ KNEE OM8 .....	110
TOTAL KNEE® 1900 .....	111
TOTAL KNEE® 2000 .....	114
TOTAL KNEE® 2100 .....	117
OH5 KNEE™ .....	121
OH7 KNEE™ .....	122
MAUCH® KNEE .....	124
MAUCH® KNEE PLUS .....	125
OP2 KNEE™ .....	127
OHP3 KNEE™ .....	128
OP4 KNEE™ .....	130
OP5 KNEE™ .....	131
<b>ÖSSUR FEET .....</b>	<b>133</b>
FLEX-FOOT® .....	134
UNITY® VACUUM SUSPENSION SYSTEM .....	135
FLEX-FOOT BALANCE® WITH D/P FLEXION™ .....	136
FLEX-FOOT® BALANCE .....	140

# ÖSSUR PROSTHETICS PRODUCT CATALOGUE

## TABLE OF CONTENTS

BALANCE™ FOOT S .....	144
BALANCE™ FOOT S TORSION .....	148
BALANCE™ FOOT J .....	152
FLEX-FOOT ASSURE® .....	157
PROPRIO FOOT® .....	163
TALUX® .....	168
PRO-FLEX® PIVOT .....	175
PRO-FLEX® XC.....	180
PRO-FLEX® XC TORSION.....	185
PRO-FLEX® LP .....	190
PRO-FLEX® LP TORSION .....	194
PRO-FLEX® LP ALIGN.....	198
VARI-FLEX® .....	202
LP VARI-FLEX® .....	212
VARI-FLEX® MODULAR™ .....	218
RE-FLEX ROTATE™ .....	224
RE-FLEX SHOCK™ .....	232
TORSION SHOCK ADAPTER .....	240
CHEETAH® XPLORE .....	241
FLEX-SYMES™.....	245
CHOPART .....	249
FLEX-FOOT® ACCESSORIES.....	251
UNITY® SPARE PARTS.....	252
<b>ÖSSUR SPORT SOLUTIONS .....</b>	<b>253</b>
CHEETAH® KNEE.....	254
CHEETAH® XPANSE .....	256
CHEETAH® XCEL.....	259
CHEETAH® XCEED .....	263
FLEX-RUN™ WITH NIKE SOLE .....	266
FLEX-FOOT CHEETAH® .....	269
CHEETAH® XTREME WITH NIKE SPIKE PAD .....	279
CHEETAH® XTEND WITH NIKE SPIKE PAD .....	279
<b>ÖSSUR JUNIOR SOLUTIONS .....</b>	<b>280</b>
ICEROSS STABILO® JUNIOR LOCKING LINER WITH WAVE .....	282
ICEROSS DERMO® JUNIOR LOCKING LINER WITH WAVE.....	283
VARI-FLEX® JUNIOR .....	284
FLEX-FOOT® JUNIOR.....	287
CHEETAH® JUNIOR WITH NIKE SOLE .....	289
CHEETAH® XPLORE JUNIOR.....	291
FLEX-RUN™ JUNIOR WITH NIKE SOLE.....	294
TOTAL KNEE® JUNIOR.....	296
JUNIOR ADAPTERS .....	299

# ÖSSUR PROSTHETICS PRODUCT CATALOGUE

## TABLE OF CONTENTS

<b>ÖSSUR POST-OP SOLUTIONS .....</b>	<b>300</b>
ÖSSUR RIGID DRESSING (ORD) .....	303
ICEROSS® POST-OP TT LINER .....	304
ICEROSS® POST-OP TF LINER.....	305
<b>ÖSSUR ICELOCK® SERIES .....</b>	<b>306</b>
ICELOCK® 100 SERIES.....	308
ICELOCK® 200 SERIES.....	309
ICELOCK® 300 SERIES.....	313
ICELOCK® 400 SERIES.....	315
ICELOCK® 500 SERIES.....	317
ICELOCK® 544 SERIES.....	318
ICELOCK® 562 HYBRID.....	322
ICELOCK® 600 SERIES.....	323
ICELOCK® 700 SERIES.....	328
<b>ÖSSUR ADAPTERS.....</b>	<b>330</b>
WEIGHT LIMIT 100KG .....	330
WEIGHT LIMIT 125KG .....	333
WEIGHT LIMIT 136KG .....	333
WEIGHT LIMIT 166KG .....	334
<b>ÖSSUR TOUCH SOLUTIONS .....</b>	<b>338</b>
i-LIMB® FEATURE OVERVIEW .....	338
i-LIMB® QUANTUM .....	339
i-LIMB® ULTRA .....	341
i-LIMB® ACCESS.....	343
i-LIMB® .....	345
i-LIMB® WRIST .....	347
i-DIGITS™ FEATURE OVERVIEW .....	348
i-DIGITS™ QUANTUM.....	349
i-DIGITS™ ACCESS.....	351
i-DIGITS™ .....	353
VIRTU-LIMB™ .....	355
DEMO-LIMB™ .....	356
ELECTRODES .....	357
CHARGERS & BATTERIES .....	359
i-LIMB® ACCESSORIES.....	361
COVERINGS .....	362
LIVINGSKIN™ .....	367
<b>INVENTORS.....</b>	<b>369</b>
<b>GENERAL INFORMATION .....</b>	<b>371</b>
TERMS OF SALE AND POLICIES.....	372
WARRANTY PROCEDURE .....	373
NOTES .....	375



# ÖSSUR BALANCE SOLUTIONS

## Getting the balance right

For many people with limb-loss, age and poor health can have a significant impact on mobility and confidence. The use of a prosthetic limb can be challenging in itself, so feeling secure and comfortable from the outset is vital if the user is to maintain a level of independence, however small.

### ÖSSUR BALANCE SOLUTIONS

Designed to support less active people who may struggle to maintain the ideal balance of safety, comfort and mobility.

And getting that balance right can mean greater independence, with an increase in both the frequency and safety of transfers and ambulation.

Those with diabetes and vascular conditions are especially in need of an appropriate prosthetic solution to help them achieve the right balance. A liner, for example, needs to protect vulnerable skin, and the socket should be easy to use and provide secure suspension. A prosthetic knee, if required, should offer effective stability and support for confident single-speed ambulation, while a foot module should deliver a level of energy return that is in proportion to the activity and load.



## FEEL SAFE FEEL COMFORTABLE

### LINERS



Iceross Seal-In® X



Iceross Seal-In® X TF

### KNEES



Balance™ Knee OFM1



Balance™ Knee OFM2

### FEET

### UNITY COMPATIBLE



Balance™ Foot J



Flex-Foot® Assure



Balance™ Foot S



# ÖSSUR DYNAMIC SOLUTIONS

## Taking a more dynamic role

The more experienced prosthetic user engages increasingly with the more dynamic challenges of everyday life – from shopping and gardening, to light work and longer walks. The choice of prosthetic solution is critical in supporting people to play an active role in society, to return to work where appropriate and enjoy life to the full.

### ÖSSUR DYNAMIC SOLUTIONS

Designed to encourage increasingly active people who want to enhance their mobility and return to regular activities.

And by overcoming potential obstacles to a more dynamic lifestyle it is possible to reduce the impact of limb loss on the wider community, as well as the individual.

For people with a dynamic lifestyle, a good liner and a comfortable socket are the basis for effective, secure suspension. Comfort is also critical if you are on your feet for long periods, perhaps at work or caring for others. A prosthetic knee should offer fluid, natural movement with a suitable level of stability, while a foot module needs to incorporate great energy return and the range of motion with smooth roll-over resulting in less sound side loading.



## FEEL CONFIDENT FEEL FREE

### LINERS



Iceross Seal-In® X



Iceross Seal-In® X TF

### KNEES



Rheo Knee® & Rheo Knee® XC



Paso Knee

### FEET

#### UNITY COMPATIBLE



Proprio Foot®



Re-Flex Rotate™



Re-Flex Shock™



Pro-Flex®



Pro-Flex® XC



Pro-Flex® XC Torsion



Pro-Flex® LP



Pro-Flex® LP Torsion



Pro-Flex® LP Align\*

\* Pro-Flex® LP Align: Not Unity compatible.



# ÖSSUR JUNIOR SOLUTIONS

## Keeping childhood fun

Even the youngest prosthetic user wants to get the most out of life – running around with friends and family, enjoying school and generally having fun. Prosthetic solutions for children need to enable them to do all that and more. Childhood should be a time of aspiration and adventures, when maximum mobility supports personal development.

### ÖSSUR JUNIOR SOLUTIONS

Designed to champion children and their aspirations, from playing with friends, to competitive sport.

And children who are actively having fun, despite a potential disability, send out a great message to their peers and others.

Stability is naturally a fundamental aspect of prosthetic solutions for youngsters. That and a high level of flexibility and energy return. From sturdy knee joints, to dynamic foot modules and comfortable socket liners, Össur has it covered.



## FEEL HAPPY FEEL ADVENTUROUS

### LINERS



Iceross Stabilo® Junior  
Locking Liner With Wave



Iceross Dermo® Junior  
Locking Liner With Wave

### KNEES



Total Knee® Junior


### FEET



Flex-Foot® Junior



Vari-Flex® Junior



Flex-Run™ Junior  
with Nike Sole



Cheetah® Junior  
with Nike Sole



Cheetah®  
Xplore Junior



# ÖSSUR SPORT SOLUTIONS

## Changing the world of sport

For those people returning to sport or discovering a new sporting passion, the goal is ultimately to fulfil their potential, whether the sport is competitive or not. Increased levels of performance and a challenging range of movement require more specialised prosthetics, designed specifically to cope with athletic demands.

### ÖSSUR SPORT SOLUTIONS

Designed to empower athletes to fulfill their potential in sporting events and activities.

And elite sporting performances can help to raise the bar in terms of awareness and the perception of others in relation to limb loss.

Protection from high-impact forces is a must, when it comes to socket fit and effective liner suspension. The right foot module for the right sport is also critical in order to deliver appropriate energy return and shock absorption in the field, and the unique Nike Sole offers valuable traction out on the track. A prosthetic knee for sporting activities needs to cope with impact and deliver controlled, natural movement.



## FEEL FOCUSED FEEL EMPOWERED


### LINERS



Iceross® Sport Locking



Iceross Seal-In® X Locking



Iceross Seal-In® X TF

### KNEES



Cheetah® Knee

### FEET



Flex-Run™ With Nike Sole



Flex-Foot Cheetah® Xtreme with Nike Spike Pad



Flex-Foot Cheetah® Xtend with Nike Spike Pad



Flex-Foot Cheetah®



# ÖSSUR POST-OP SOLUTIONS

## Supporting effective rehabilitation

The goal for most people, following major surgery, is to get back on their feet as soon as possible. Effective rehabilitation focuses on that goal, helping patients to heal quickly and prepare for a prosthetic limb as soon as it is feasible. A key part of the healing process is successful compression of the residual limb.

### ÖSSUR POST-OP SOLUTIONS

Designed to assist patients during post-operative healing, with a view to regaining mobility as soon as possible.

And people who are well prepared for prosthetic solutions – physically and emotionally – tend to return more quickly to their preferred everyday activities.

Specialised Iceross silicone liners have been used in hospitals for years, as part of successful compression therapy for residual limbs. The best results are often achieved when the liners are used in addition to a patented rigid dressing, with both helping to shape the limb and enabling it to develop more effectively.



## FEEL PREPARED FEEL BETTER



Össur Rigid Dressing



Iceross® Post-Op Liner



Iceross® Direct Casting Liner



Direct Socket Tool Kit



Direct Socket TT Kit



Direct Socket TF Kit



# ÖSSUR TOUCH SOLUTIONS

## Technology that touches lives

Össur Touch Solutions provide world-leading prosthetic technologies and supporting services designed to ensure the best possible outcomes for people with upper limb deficiencies. Our advanced products include myoelectric prosthetic hands and partial hand solutions, as well as highly realistic passive silicon prostheses that match the natural appearance of the wearer.

We are committed to helping ensure that our users and customers have the best possible experience with our products by supporting them with training and a full range of clinical services.



## FEEL INDEPENDENT FEEL COMPLETE

### MYOELECTRIC FULL HANDS




i-Limb®

### MYOELECTRIC PARTIAL HANDS



i-Digits™

### PASSIVE FUNCTIONAL HANDS




Livingskin™



# ÖSSUR LINERS

## TRANSFEMORAL SOLUTIONS



ICEROSS SEAL-IN X TF

## SEAL-IN LINERS



ICEROSS SEAL-IN X5 TF

4SEAL CLASSIC

ICEROSS TRANSFEMORAL SEAL-IN

## LOCKING LINERS



ICEROSS TRANSFEMORAL LOCKING

AKOS LINER

RELAX TRANSFEMORAL


## UPPER EXTREMITY SOLUTIONS




ICEROSS UPPER-X LOCKING

# ÖSSUR LINERS

## TRANSTIBIAL SOLUTIONS



ICEROSS SEAL-IN X



ICEROSS SEAL-IN X LOCKING

## SEAL-IN LINERS



ICEROSS SEAL-IN X5 TT

ICEROSS SEAL-IN V

ICEROSS DERMO SEAL-IN

## LOCKING LINERS



ICEROSS COMFORT LOCKING

ICEROSS DERMO LOCKING

ICEROSS SYNERGY LOCKING

RELAX LOCKING

SENSITIVE LOCKING

ICEROSS ORIGINAL LOCKING

ICEROSS SPORT LOCKING

PROTECT LOCKING

ICEFORM LOCKING

## CUSHION LINERS



ICEROSS DERMO CUSHION

ICEROSS COMFORT CUSHION

ICEROSS SYNERGY CUSHION

ICEROSS ACTIVA WITH TIBIAGUARD CUSHION

PROTECT CUSHION

RELAX CUSHION

ICEFORM CUSHION

# ÖSSUR LINERS

## SUSPENSION METHODS

### SEAL-IN X5

With a series of five seals the Icross Seal-In X5 liner conforms to the shape of the residual limb and the internal socket wall, providing an airtight seal and improved comfort.



SEAL-IN X5

- Rotation control.
- Minimises pistoning.
- Suspension without a knee sleeve.

### SEAL-IN V

The volume adaptive blades incorporated in the seal accommodate volume fluctuations and shape changes. The Seal-In V liner provides the ultimate in reliable and comfortable suspension.



SEAL-IN V

- Compensates for volume changes.
- Cushion suspension without a knee sleeve.
- Rotation control.

### SEAL-IN

With the ingenious Hypobaric Sealing Membrane (HSM™) the Icross Seal-In Liner optimises suspension and comfort while offering ultimate user convenience for daily use.



SEAL-IN

- Transtibial hypobaric suspension without a knee sleeve.
- Ease of donning and doffing.
- Improved rotation control.

### SEAL-IN X

- The movable seal allows the user to position the seal on the perfect position and fully benefit from a secure and comfortable suspension. Donning a Seal-In liner has never been so easy.
- Individual positioning of the seal
- Ease of donning and doffing.
- Exceptional rotation control.



SEAL-IN X

### LOCKING

The locking feature offers users firm, secure and comfortable suspension. Can be used with either locking or lanyard systems.



LOCKING

### CUSHION

A soft, extra thick distal cushion improves user comfort, protects sensitive distal ends, and conforms to irregular distal shapes.



CUSHION

### 4SEAL

With a series of 4 seals and a coated outer surface, the 4Seal Liner provides an airtight seal and improved handling.



4SEAL

- Suspension without a knee sleeve
- No donning aid necessary

# ÖSSUR LINERS

## CHARACTERISTICS

### STABILISING MATRIX

Unique integrated matrix allows radial stretch and limits vertical stretch for increased stability and skin comfort.



STABILISING MATRIX

### FABRIC COVER

The outer cover provides extreme wear and tear, strength, and durability while allowing radial stretch and comfortable elasticity.



FABRIC COVER

### ACTIVE SKIN CARE

Vaseline® and Aloe Vera are incorporated in Dermasil® silicone to soothe and help maintain healthy skin.



ACTIVE SKIN CARE

### DOUBLE DUROMETER

Two silicone durometers work together: Inner layer offers comfort and protection to the skin and outer layer offers shock absorption and stability.



DOUBLE DUROMETER

### WAVE

Allows for comfortable stretching of liner across the patella and controls folding of the liner in the sensitive area behind the knee.



WAVE

### MENTHOL

Menthol is one of our active skin care ingredients, offering the added benefit of a pleasant, fresh smell. The Japanese have been enjoying its properties for over 2000 years. Widely used to relieve minor irritations, menthol has a cooling and calming effect on the skin.



MENTHOL

### SILKEN INNER SURFACE

Micro engineered surface for superior skin conformance.



SILKEN INNER SURFACE

### TIBIAGUARD

A soft, silicone pad with integrated Wave feature provides cushioning for the anterior tibia, while a thinner posterior silicone layer enhances control and proprioception. The combination of the two silicone profiles and the Wave design results in optimal cushioning and freedom of movement.



TIBIAGUARD

### CONICAL

This feature is designed to provide a much more comfortable and intimate liner fit for amputees with conical-shaped residual limbs. The conical shape incorporates a series of vertical waves intended to reduce pressure and help prevent the edges of the proximal end from rolling down.



CONICAL

## ÖSSUR LINERS

### CHARACTERISTICS

#### UMBRELLAN

Umbrellan is a shielding against electromagnetic influences.



UMBRELLAN

#### EASY GLIDE

With the Easy Glide coating technology the liner offers users a high handling comfort. No lubricants are needed for donning and it is easy to clean.



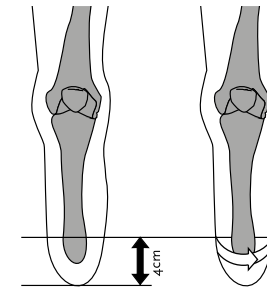
EASY GLIDE

## ICEROSS® TRANSTIBIAL LINERS BY ÖSSUR

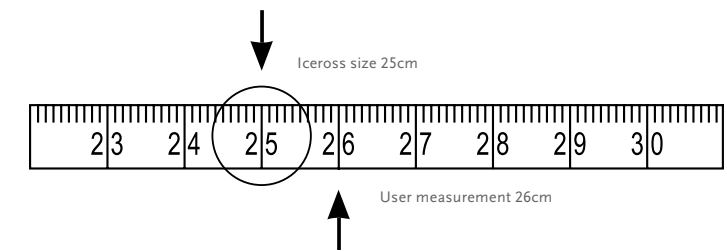
Careful selection of the Iceross liner is required to produce maximum benefit to the user. When selecting the appropriate transtibial Iceross liner the following must be considered:

1. Size of the residual limb
2. Activity/Impact level of the user
3. Use of fitting aids
4. Profile
5. Fitting Aid

#### 1. SIZE



With the tissue of the residual limb hanging down, measure 4cm proximal to the distal end of the limb and mark this point on the skin. Measure the circumference of the limb at this point with medium tension on the tape measure.



The measurement taken corresponds to the size of Iceross to be used. Select the liner size matching your measurement or, if between sizes, select the next size below. Do not select a size larger than your measurement or more than one size below the measurement. E.g. if the circumference of the limb measures 26cm, select Iceross size 25.

#### NOTE - ICEROSS LOCKING LINERS:

The incorporated size-specific umbrella works in conjunction with the matrix. Optimal function of both the umbrella and matrix is dependent on correct size selection of the Iceross liner. Incorrect sizing may cause discomfort to the user, perspiration and reduced control of the prosthesis.

#### NOTE - ICEROSS SEAL-IN LINERS:

For Iceross Seal-In liners, it is essential that the Hypobaric Sealing Membrane (HSM™) sits correctly against the liner around its full circumference. Once you have selected the liner according to our instructions, assess the membrane according to the pictures below, visually and manually. Picture 3 is the optimal situation. In some cases, the next size down may need to be selected to achieve this fitting (this is unique to Iceross Seal-In liners and should not be applied to other Iceross models, including the Iceross Seal-In X5 and Seal-In V liners).



1. LINER IS TOO SMALL



2. LINER IS TOO BIG



3. LINER FITS CORRECTLY

The sizing recommendations are intended as a guide. There may be occasions when alternative sizes need to be selected.



# ICEROSS® TRANSTIBIAL LINERS BY ÖSSUR

## 2. IMPACT LEVELS

The impact levels are important considerations when selecting a liner. Impact levels relate to the amount of loading placed through the Iceross liner.

## 3. FITTING AIDS

The profile of the Iceross is cylindrical with a rounded distal end. This design accommodates most residual limb shapes. There are occasions, however, when a patient will exhibit an unusual or irregular residual limb shape that does not enable a total contact fit between the skin and the Iceross. The fitting aids are designed to work in conjunction with the Iceross to change the profile of unusual or irregular residual limb shapes to match that of the Iceross. This process is known as profile matching.



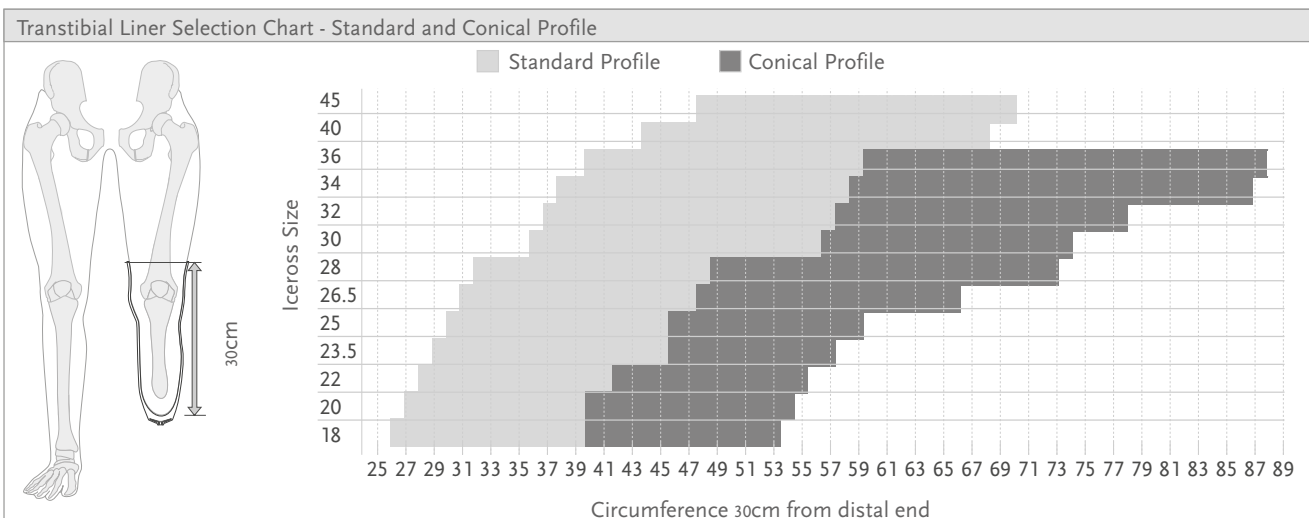
Assess the residual limb shape:

- If the shape is cylindrical, then no fitting aids are required.
- If the residual limb presents a square or flattened distal end, then an Iceross Pad should be installed distally to ensure profile matching between the end of the residual limb and the rounded end of the Iceross liner.
- If the residual limb is conical in shape, then a Distal Cup could be used in conjunction with the Iceross to help ensure correct profile matching. The Distal Cup will assist in providing a more cylindrical shape prior to fitting the Iceross liner.
- Iceross liner size is selected from a measurement taken over the Distal Cup on the residual limb.
- If the residual limb presents with a bulbous distal end (ankle disarticulation, Symes, Lisfranc, etc.), Iceross use is contraindicated and you should consult your local Össur representative to find an appropriate solution.

## 4. PROFILE

Measure the circumference of the residual limb approximately 30 cm above the distal end, refer to the horizontal axis of the selection chart. If the intersection from the horizontal and vertical axes lies in the light grey area of the chart then a standard profile is recommended, if it lies in the dark grey area then a conical profile is recommended.

## 5. FITTING AID



Note: This chart is only an indication of use and should only be used to support the CPO's own experience.

# ICEROSS SEAL-IN® X



Providing advanced Seal-In technology for a wider range of users, Iceross Seal-In X is easier to invert and don, even for less active users who may have hand dexterity issues.

The sleeveless design features a separate seal ring, which can be flexibly positioned for optimum suction regardless of limb shape. It can also be moved as necessary throughout the day for added comfort. Special seamless fabric elongates appropriately over the patella for knee flexion, while the soft, yet durable silicone blend helps nurture potentially fragile skin.

The seal-ring offering provides three different options:

- X-Classic - the classic day-to-day seal
- X-Grip - for good rotational control
- X-Volume - accommodates more volume reduction

The modular nature of the product makes selection easier, enhancing inventory control. Seal rings can also be renewed as required, without the need for a new liner.

Seal-In X technology is ideal for use with Össur's Unity vacuum system.

With the Easy Glide coating technology the liner offers users a high handling comfort. No lubricants are needed for donning and it is easy to clean. Easy-glide coating only applies to the seal-rings.

User Information	
Amputation Level:	Transtibial
Impact Level:	Low to High
Liner Information	
Liner Sizes:	16, 18, 20, 22, 23.5, 25, 26.5, 28, 30, 32, 34, 36, 40*
Liner Profiles:	3mm, 6mm
Seal Ring Sizes:	20, 22, 24, 26, 28, 30, 32, 35, 38, 41, 44, 47, 51, 55, 60, 65

\*Size 40 is only available in 3mm.

## SUSPENSION METHOD



SEAL-IN X

## FEATURES



FABRIC COVER



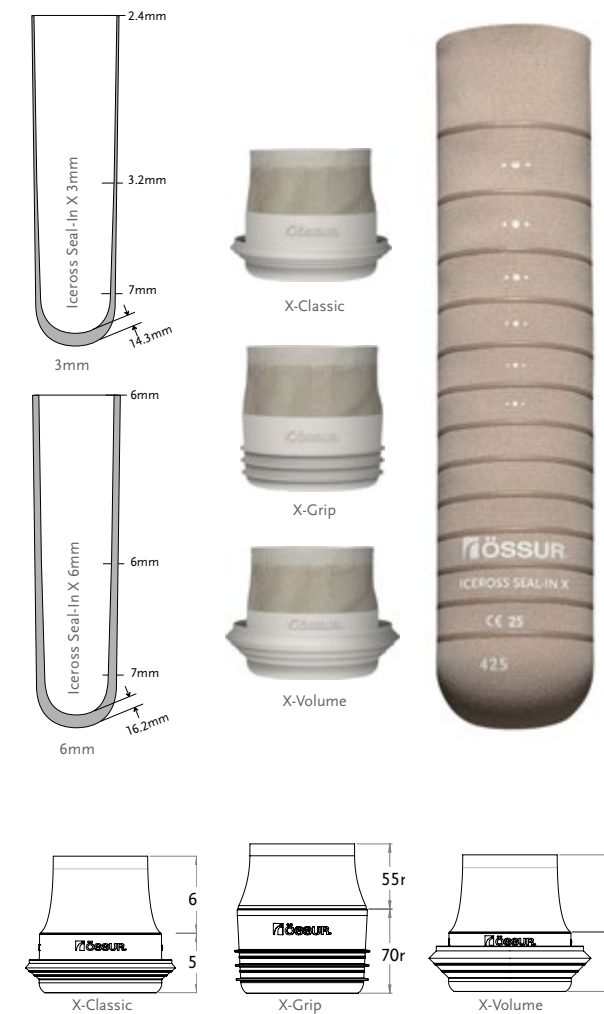
ACTIVE SKIN CARE



SILKEN INNER SURFACE



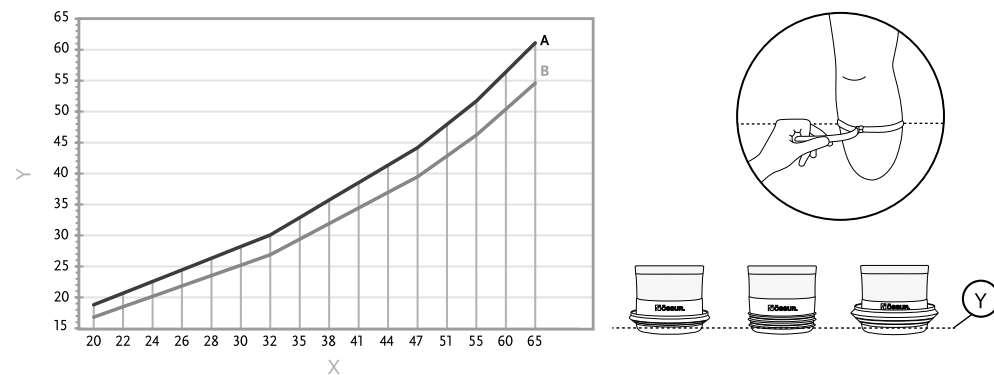
EASY GLIDE SURFACE



# ICEROSS SEAL-IN® X

## SEAL RING SIZE SELECTION

1. Measure residual limb circumference (in cm) at the appropriate location, directly on the skin
2. Refer to the sizing chart to estimate correct device size
3. Sizing chart legend: X-Seal size, Y-Circumference (cm), A-Tight fit, B-Loose fit



### MINIMUM RECOMMENDED LENGTH OF RESIDUAL LIMB

Measure from mid-patella tendon to distal end. Compare the measurement to the table below.

Liner Size	Minimum Length
16-23,5	11cm
25-30	12cm
32-36	13cm
40	14cm

### PART NUMBER INFORMATION - ICEROSS SEAL-IN X LINER

Part#	Description	Contains
I-4443XX	Iceross Seal-In X 3mm	Liner
I-4446XX	Iceross Seal-In X 6mm	Liner
I-SXC0XX	Iceross Seal-In X-Classic	Seal-In X-Classic Ring
I-SXG0XX	Iceross Seal-In X-Grip	Seal-In X-Grip Ring
I-SXV0XX	Iceross Seal-In X-Volume	Seal-In X-Volume Ring
I-RXC001	Seal-In X-Classic Kit 26-51	10 Seal-In X-Classic Rings
I-RXC004	Seal-In X-Classic Kit 20-65	16 Seal-In X-Classic Rings
I-RXG001	Seal-In X-Grip Kit 26-51	10 Seal-In X-Grip Rings
I-RXG004	Seal-In X-Grip Kit 20-65	16 Seal-In X-Grip Rings
I-RXV001	Seal-In X-Volume Kit 26-51	10 Seal-In X-Volume Rings
I-RXV004	Seal-In X-Volume Kit 20-65	16 Seal-In X-Volume Rings

# ICEROSS SEAL-IN® X LOCKING



The Iceross Seal-In X Locking liner is a silicone liner for transtibial amputees of all activity levels, providing superior function by combining the benefits of locking suspension with the benefits of Seal-In. The liner is available in both 3mm and 6mm profiles.

The liner features:

- Soft DermoGel® silicone
- Seamless functional textile for easy knee bending
- Stabilizing matrix
- Compatible with all movable seal-ring options

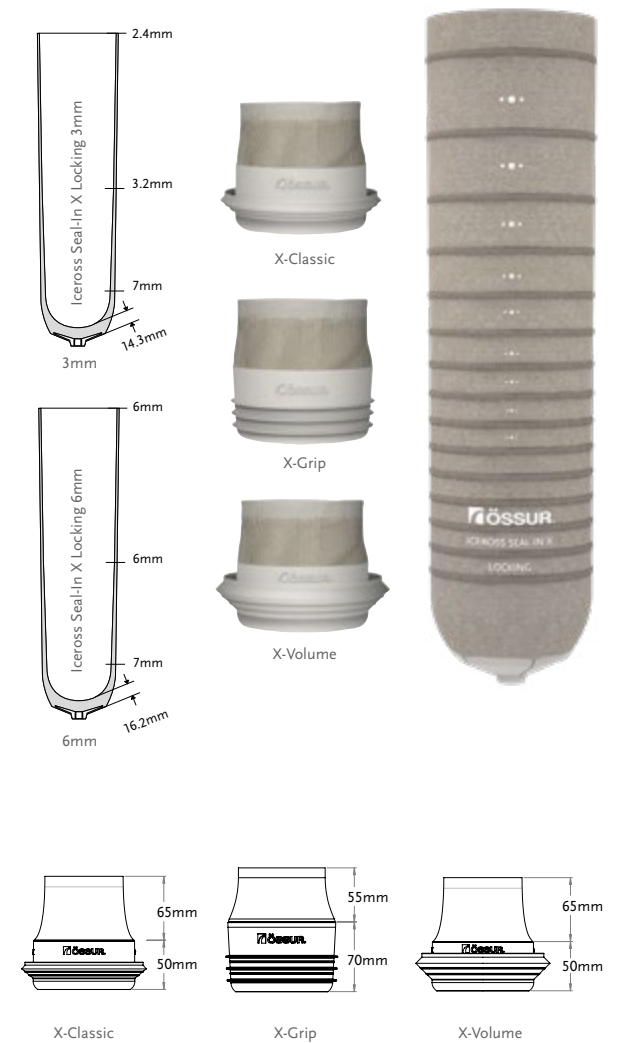
The seal-ring offering provides three different options:

- X-Classic
- X-Grip
- X-Volume

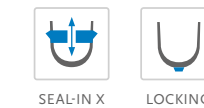
The liner should be used with the Icelock 562 Hybrid (L-562000) and an airtight socket.

Combine Seal-In Technology with Unity vacuum system for stabilization of volume fluctuations and comfortable socket fit throughout the day.

User Information	
Amputation Level:	Transtibial
Impact Level:	Low to High
Liner Information	
Liner Sizes:	16, 18, 20, 22, 23.5, 25, 26.5, 28, 30, 32, 34, 36, 40, 45
Liner Profiles:	3mm and 6mm
Seal Ring Sizes:	20, 22, 24, 26, 28, 30, 32, 35, 38, 41, 44, 47, 51, 55, 60, 65
Matrix:	10 cm



### SUSPENSION METHOD



### FEATURES



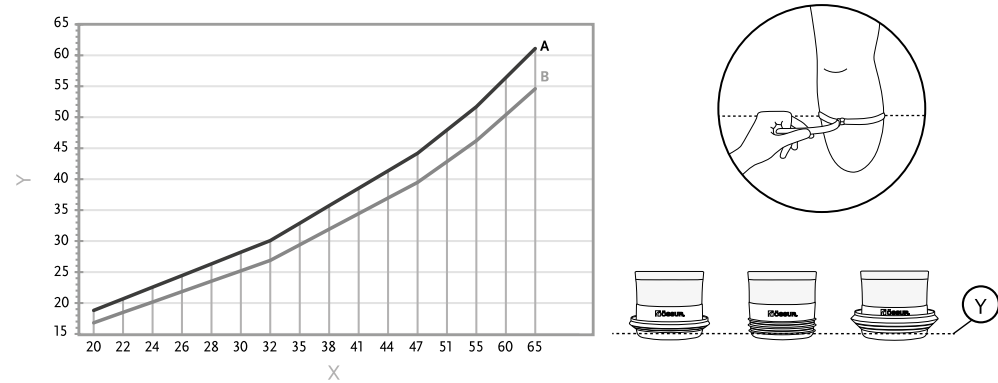
\* Easy Glide only applies to the Seal Rings



# ICEROSS SEAL-IN® X LOCKING

## SEAL RING SIZE SELECTION

1. Measure residual limb circumference (in cm) at the appropriate location, directly on the skin
2. Refer to the sizing chart to estimate correct device size
3. Sizing chart legend: X-Seal size, Y-Circumference (cm), A-Tight fit, B-Loose fit



### PART NUMBER INFORMATION - ICEROSS SEAL-IN X LINER

Part#	Description	Contains
I-SXL3XX	Iceross Seal-In X Locking 3mm	Liner in size XX and 3mm profile
I-SXL6XX	Iceross Seal-In X Locking 6mm	Liner in size XX and 6mm profile
I-SXC0XX	Iceross Seal-In X-Classic	Seal-In X-Classic Ring
I-SXG0XX	Iceross Seal-In X-Grip	Seal-In X-Grip Ring
I-SXV0XX	Iceross Seal-In X-Volume	Seal-In X-Volume Ring
I-RXC001	Seal-In X-Classic Kit 26-51	10 Seal-In X-Classic Rings
I-RXC004	Seal-In X-Classic Kit 20-65	16 Seal-In X-Classic Rings
I-RXG001	Seal-In X-Grip Kit 26-51	10 Seal-In X-Grip Rings
I-RXG004	Seal-In X-Grip Kit 20-65	16 Seal-In X-Grip Rings
I-RXV001	Seal-In X-Volume Kit 26-51	10 Seal-In X-Volume Rings
I-RXV004	Seal-In X-Volume Kit 20-65	16 Seal-In X-Volume Rings

# ICEROSS SEAL-IN® V TRANSTIBIAL WITH WAVE



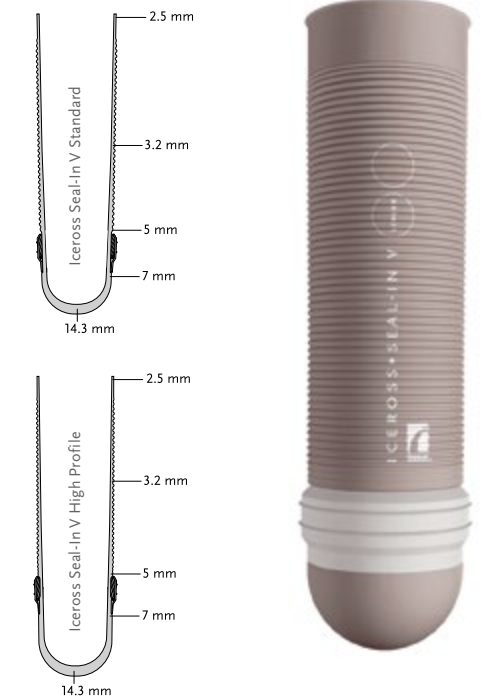
Iceross Seal-In V features the latest Seal-In membrane for the best in-socket seal technology available today.

Based on the Iceross Cushion profile, Iceross Seal-In V has a soft distal end for close fit and comfort.


Iceross Seal-In V is available with the seal in two different locations, Standard and High Profile. The High Profile variant should be used when residual limb length allows for it, especially in case of sensitive spots on the distal tibial crest.

Össur recommends Iceross Seal-In V for amputees already past the initial phase of volume and shape conditioning, during the first months post-amputation Iceross Dermo Cushion & Iceross Sleeve are recommended.

User Information	
Amputation Level:	Trans tibial
Impact Level:	All
Liner Information	
Sizes:	18,20,22,23.5,25,26.5,28,30,32,34,36.
Profile:	3mm wave



### SUSPENSION METHOD



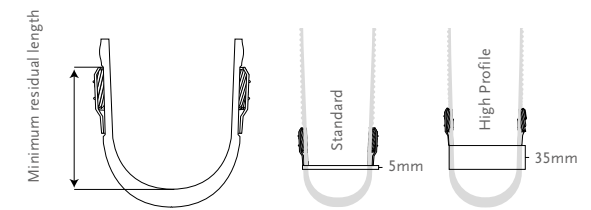
SEAL-IN V

### FEATURES



### SEAL HEIGHTS AND TRIM LINES

Liner Size	Minimal Residual Length*	
	Standard	High Profile
18-20	10cm	13cm
21-25	11cm	14cm
26-30	12cm	15cm
31-36	13cm	16cm



\*Residual limb shapes and trim line preference varies, minimum residual length values are approximates only.

### PART NUMBER INFORMATION - ICEROSS SEAL-IN V TRANSTIBIAL LINER WITH WAVE

Part#	Profile	Description
I-4713XX	Wave 3mm	Seal-In V
I-4723XX	Wave 3mm	Seal-In V High Profile



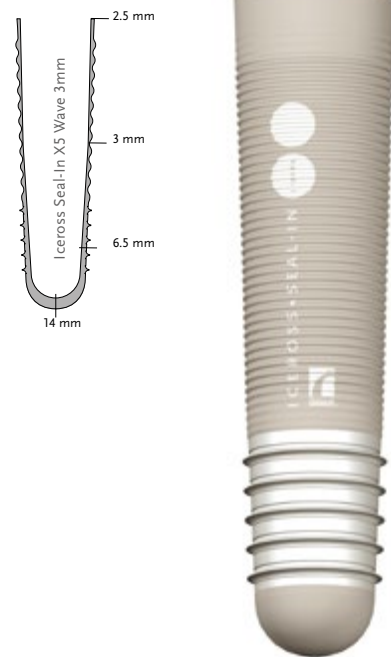
## ICEROSS SEAL-IN® X5 TRANSTIBIAL WITH WAVE



The Iceross Seal-In X5 with Wave incorporates a series of five integrated seals that conform to the shape of the residual limb and the internal socket wall, providing an airtight seal.

The Iceross Seal-In X5 with Wave offers uncompromised security and freedom of movement.

Össur recommends that Iceross Seal-In X5 Transtibial Liner with Wave is used in conjunction with the Icelock® 500 Series Expulsion Valve.



User Information	
Amputation Level:	Transtibial
Impact Level:	All
Liner Information	
Size Standard:	18,20,22,23.5,25,26.5,28,30,32,34,36.
Profile:	3mm
Matrix:	10-13cm

### SUSPENSION METHOD



SEAL-IN X5

### FEATURES



STABILISING MATRIX



FABRIC COVER



ACTIVE SKIN CARE



SILKEN INNER SURFACE



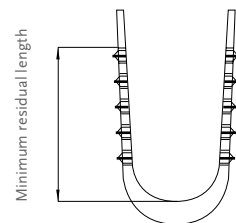
WAVE



MENTHOL

### MINIMUM RECOMMENDED LENGTH OF RESIDUAL LIMB

Liner Size	Matrix Length
18	10cm
20-25	11cm
26.5-30	12cm
32-36	13cm



Matrix size varies depending on the liner size, the smaller the liner the shorter the matrix.

### PART NUMBER INFORMATION - ICEROSS SEAL-IN X5 TRANSTIBIAL LINER WITH WAVE

Part#	Profile	Suspension Method	Matrix
I-3664XX	Wave 3mm	Seal-In X5	10 -13cm

## ICEROSS SEAL-IN® X5 TRANSTIBIAL



The Iceross Seal-In X5 incorporates a series of five integrated seals that conform to the shape of the residual limb and the internal socket wall, providing an airtight seal.

Össur recommends that Iceross Seal-In X5 Transtibial Liner is used in conjunction with the Icelock® 500 Series Expulsion Valve.



User Information	
Amputation Level:	Transtibial
Impact Level:	All
Liner Information	
Size Standard:	18,20,22,23.5,25,26.5,28,30,32,34,36.
Profile:	3mm
Matrix:	10-13cm

### SUSPENSION METHOD



SEAL-IN X5

### FEATURES



STABILISING MATRIX



FABRIC COVER



ACTIVE SKIN CARE



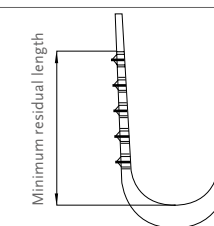
SILKEN INNER SURFACE



MENTHOL

### MINIMUM RECOMMENDED LENGTH OF RESIDUAL LIMB

Liner Size	Matrix Length
18	10cm
20-25	11cm
26.5-30	12cm
32-36	13cm



### PART NUMBER INFORMATION - ICEROSS SEAL-IN X5 TRANSTIBIAL LINER

Part#	Profile	Suspension Method	Matrix
I-3663XX	3mm	Seal-In X5	10 -13cm

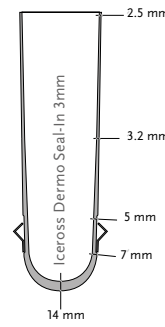
## ICEROSS DERMO SEAL-IN®



Made with the softest silicone, Iceross Dermo cushions the limb while actively caring for the skin. Ideal for vascular patients and those with sensitive skin.

Iceross Dermo is a premium suspension liner that provides superb softness, gentle skin contact and unique Active Skin Care ingredients. The combination of DermaGel® silicone with an ultra-strong and elastic Supplex® fabric cover offers excellent durability and an intimate fit.

Össur recommends that Iceross Dermo Seal-In Liner is used in conjunction with the Icelock® 500 Series Expulsion Valve.



User Information	
Amputation Level:	Transtibial
Impact Level:	Low to High
Liner Information	
Size Standard:	18,20,22,23.5,25,26.5,28,30,32,34,36.
Profile:	3mm
Matrix:	10cm

### SUSPENSION METHOD



SEAL-IN

### FEATURES



STABILISING MATRIX



FABRIC COVER



ACTIVE SKIN CARE




SILKEN INNER SURFACE

### PART NUMBER INFORMATION - ICEROSS DERMO SEAL-IN LINER

Part#	Profile	Suspension Method	Matrix
I-4613XX	3mm	Seal-In	10cm

## ICEROSS® SYNERGY™ LOCKING WITH WAVE

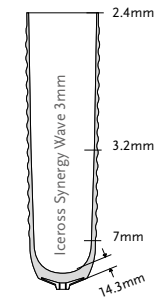


The Iceross Synergy liner with Wave incorporates a unique combination of two different silicone durometers to provide the perfect balance of comfort and stability.

A firm silicone outer layer provides outstanding stability for active use, while a softer shock-absorbing inner layer nurtures the skin, offering superb suspension and comfort.

Iceross Synergy with Wave makes the liner easier to flex at the knee, allowing it to adapt more to the user's movements. Less resistance means that less energy is required to flex the knee.

Össur recommends that Iceross Synergy Liner with Wave is used in conjunction with the Icelock® 600 Series.



User Information	
Amputation Level:	Transtibial
Impact Level:	Moderate to Extreme
Liner Information	
Size Standard:	16, 18, 20, 22, 23.5, 25, 26.5, 28, 30, 32, 34, 36, 40, 45.
Profile:	3mm
Matrix:	10cm or Custom 2-14cm*

### SUSPENSION METHOD



LOCKING

### FEATURES



STABILISING MATRIX



FABRIC COVER



ACTIVE SKIN CARE



SILKEN INNER SURFACE



DOUBLE DUROMETER



MENTHOL



WAVE

### PART NUMBER INFORMATION - ICEROSS SYNERGY LINER WITH WAVE

Part#	Profile	Suspension Method	Matrix
I-6303XX	3mm Wave	Locking	10cm
I-6206XX	3mm Wave	Locking	Custom 2-14cm*

\*For a custom matrix, please specify the required matrix length on your order. Please note that deviation in the stabilising matrix length can be +/- 1.5cm.



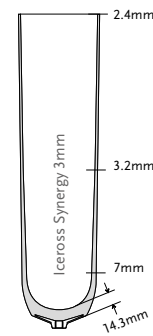
## ICEROSS® SYNERGY™ LOCKING



The Iceross Synergy liner incorporates a unique combination of two different silicone durometers to provide the perfect balance of comfort and stability.

A firm silicone outer layer provides outstanding stability for active use, while a softer shock-absorbing inner layer nurtures the skin, offering superb suspension and comfort.

Össur recommends that Iceross Synergy Liner is used in conjunction with the Icelock® 600 Series.



User Information	
Amputation Level:	Transtibial
Impact Level:	Moderate to Extreme
Liner Information	
Size Standard:	16, 18, 20, 22, 23.5, 25, 26.5, 28, 30, 32, 34, 36, 40, 45.
Profile:	3mm
Matrix:	10cm or Custom 2-14cm*

### SUSPENSION METHOD



LOCKING

### FEATURES



STABILISING MATRIX



FABRIC COVER



ACTIVE SKIN CARE



SILKEN INNER SURFACE



DOUBLE DUROMETER



MENTHOL

### PART NUMBER INFORMATION - ICEROSS SYNERGY LINER

Part#	Profile	Suspension Method	Matrix
I-6003XX	3mm	Locking	10cm
I-6203XX	3mm	Locking	Custom 2-14cm*

\*For a custom matrix, please specify the required matrix length on your order. Please note that deviation in the stabilising matrix length can be +/- 1.5cm.

## ICEROSS DERMO® LOCKING WITH WAVE

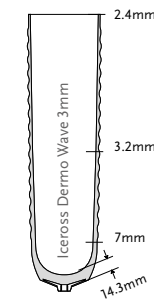


Made with the softest silicone, Iceross Dermo cushions the limb while actively caring for the skin. Ideal solution for people with vascular problems or sensitive skin.

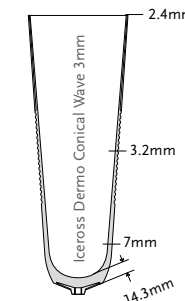
Iceross Dermo features horizontal waves designed for easier flexion at the knee, Iceross Dermo Conical also features vertical waves intended to reduce pressure at the wider, proximal end and help prevent the edges from rolling down.

A premium suspension liner that provides superb softness, gentle skin contact and unique Active Skin Care ingredients. The combination of DermoGel® silicone with an ultra-strong and elastic Supplex® fabric cover offers excellent durability and an intimate fit.

Össur recommends that Iceross Dermo Liner with Wave is used in conjunction with the Icelock® 600 series.



User Information	
Amputation Level:	Transtibial
Impact Level:	Low to Moderate
Liner Information	
Size Standard:	16, 18, 20, 22, 23.5, 25, 26.5, 28, 30, 32, 34, 36, 40, 45.
Size Conical:	18, 20, 22, 23.5, 25, 26.5, 28, 30, 32, 34, 36.
Profile:	3mm
Matrix:	10cm or Custom 2-14cm*



### SUSPENSION METHOD



LOCKING

### FEATURES



STABILISING MATRIX



FABRIC COVER



ACTIVE SKIN CARE



SILKEN INNER SURFACE



WAVE



CONICAL

### PART NUMBER INFORMATION - ICEROSS DERMO LINER WITH WAVE

Part#	Profile	Suspension Method	Matrix
I-4313XX	3mm Wave	Locking	10cm
I-4223XX	3mm Wave	Locking	Custom (2-14cm)*
I-4913XX	Conical 3mm Wave	Locking	10cm

\*For a custom matrix, please specify the required matrix length on your order. Please note that deviation in the stabilising matrix length can be +/- 1.5cm.

## ICEROSS DERMO® LOCKING



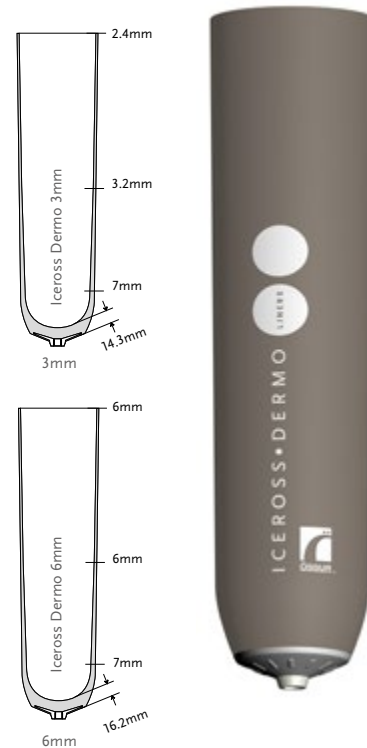
Made with the softest silicone, Iceross Dermo cushions the limb while actively caring for the skin. Ideal for vascular users and those with sensitive skin.

Iceross Dermo is a premium suspension liner that provides superb softness, gentle skin contact and unique Active Skin Care ingredients. The combination of DermoGel® silicone with an ultra-strong and elastic Supplex® outer cover offers excellent durability and an intimate fit.

Össur recommends that Iceross Dermo Liner is used in conjunction with the Icelock® 600 Series.

User Information	
Amputation Level:	Transtibial
Impact Level:	Low to Moderate
Liner Information	
Size Standard:	16, 18, 20, 22, 23.5, 25, 26.5, 28, 30, 32, 34, 36, 40, 45*
Profile:	3mm or 6mm
Matrix:	10cm or Custom 2-14cm*

\* Iceross Dermo 6mm Custom Liner is not available in the following sizes: 16, 18, 34, 36, 40, 45.



### SUSPENSION METHOD



LOCKING

### FEATURES



STABILISING MATRIX



FABRIC COVER



ACTIVE SKIN CARE



SILKEN INNER SURFACE

### PART NUMBER INFORMATION - ICEROSS DERMO LINER

Part#	Profile	Suspension Method	Matrix
I-4013XX	3mm	Locking	10cm
I-4213XX	3mm	Locking	Custom 2-14cm*
I-4016XX	6mm	Locking	10cm
I-4216XX	6mm	Locking	Custom 2-14cm*

\*For a custom matrix, please specify the required matrix length on your order. Please note that deviation in the stabilising matrix length can be +/- 1.5cm.

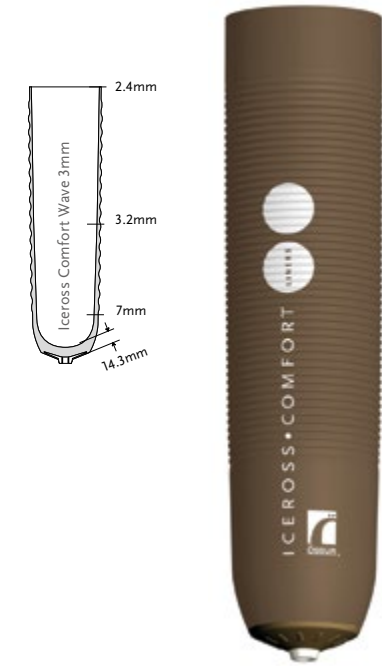
## ICEROSS COMFORT® LOCKING WITH WAVE



Iceross Comfort is designed with Össur's stabilising matrix, a size-specific distal attachment and a nylon fabric cover. Iceross Comfort utilises soft Sensil® silicone and is an ideal liner for residual limbs with bony prominences prone to pressure peaks.

Össur recommends that Iceross Comfort Liner with Wave is used in conjunction with the Icelock® 600 Series.

User Information	
Amputation Level:	Transtibial
Impact Level:	Low to Moderate
Liner Information	
Size Standard:	16, 18, 20, 22, 23.5, 25, 26.5, 28, 30, 32, 34, 36, 40, 45
Profile:	3mm
Matrix:	10cm



### SUSPENSION METHOD



LOCKING

### FEATURES



STABILISING MATRIX



FABRIC COVER



SILKEN INNER SURFACE



WAVE

### PART NUMBER INFORMATION - ICEROSS COMFORT LINER

Part#	Profile	Suspension Method
I-5303XX	3mm Wave	Locking



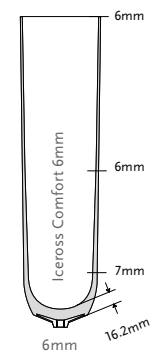
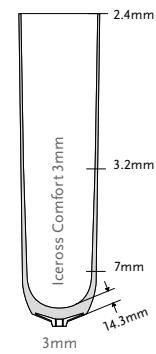
## ICEROSS COMFORT® LOCKING



Iceross Comfort is designed with Össur's patented stabilising matrix, a size-specific distal attachment and a nylon fabric cover. Iceross Comfort is an exceptional liner for residual limbs with bony prominences prone to pressure peaks.

Össur recommends that Iceross Comfort Liner is used in conjunction with the Icelock® 600 Series.

User Information	
Amputation Level:	Transtibial
Impact Level:	Low to Moderate
Liner Information	
Size Standard:	16, 18, 20, 22, 23.5, 25, 26.5, 28, 30, 32, 34, 36, 40, 45.
Profile:	3mm or 6mm
Matrix:	10cm or Custom 2-14cm*



### SUSPENSION METHOD



LOCKING

### FEATURES



STABILISING MATRIX



FABRIC COVER

### PART NUMBER INFORMATION - ICEROSS COMFORT LINER

Part#	Profile	Suspension Method	Matrix
I-5406XX	3mm	Locking	10cm
I-5506XX	3mm	Locking	Custom 2-14cm*
I-5006XX	6mm	Locking	10cm
I-5106XX	6mm	Locking	Custom 2-14cm*

\*For a custom matrix, please specify the required matrix length on your order. Please note that deviation in the stabilising matrix length can be +/- 1.5cm.

## ICEROSS® ORIGINAL LOCKING

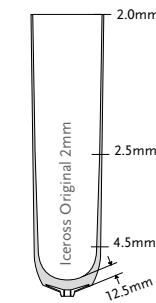


A straightforward product for stability and suspension, ideal for post-operative use.

The Iceross Original is easy to don and doff and is recommended for users from low to high activity levels who require good stability and suspension. The Stabilising Matrix effectively minimises pistoning.

Össur recommends that Iceross Original Liner is used in conjunction with the Icelock® 600 Series.

User Information	
Amputation Level:	Transtibial
Impact Level:	Low to High
Liner Information	
Size with cover:	16, 18, 20, 22, 23.5, 25, 26.5, 28, 30, 32, 34, 36, 38, 40, 42, 45.
Profile:	2mm
Matrix:	10cm or Custom 2-14cm*



### SUSPENSION METHOD



LOCKING

### FEATURES



STABILISING MATRIX




FABRIC COVER

### PART NUMBER INFORMATION - ICEROSS ORIGINAL WITH COVER

Part#	Description	Profile	Suspension Method	Matrix
I-0124XX	Iceross Original with Cover	2mm	Locking	10cm
I-2024XX	Iceross Original with Cover	2mm	Locking	Custom 2-14cm*

\*For a custom matrix, please specify the required matrix length on your order. Please note that deviation in the stabilising matrix length can be +/- 1.5cm.

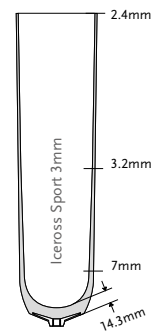
## ICEROSS® SPORT LOCKING



For active amputees that experience greater stress on the residual limb and require additional stability and intimacy of fit. Iceross Sport features a unique double-layer silicone design and an Advanced Rotation Control System that together provide effective shock-absorption and rotational stability.

Unlike other suspension liners that are designed mainly for lower activity levels, Iceross Sport is designed specifically to give active amputees the stability and support needed to lead an active lifestyle.

Össur recommends that Iceross Sport Liner is used in conjunction with the Icelock® 600 Series.



User Information	
Amputation Level:	Transtibial
Impact Level:	High to Extreme
Liner Information	
Size Standard:	16, 18, 20, 22, 23.5, 25, 26.5, 28, 30, 32, 34.
Profile:	3mm
Matrix:	10cm or Custom 2-14cm*

### SUSPENSION METHOD



LOCKING

### FEATURES



STABILISING MATRIX



FABRIC COVER



ACTIVE SKIN CARE



DOUBLE DUROMETER



MENTHOL

### PART NUMBER INFORMATION - ICEROSS SPORT LINER

Part#	Profile	Suspension Method	Matrix	Items
I-1033XX	3mm	Locking	10cm	N/A
I-1233XX	3mm	Locking	Custom 2-14cm*	N/A

\*For a custom matrix, please specify the required matrix length on your order. Please note that deviation in the stabilising matrix length can be +/- 1.5cm.

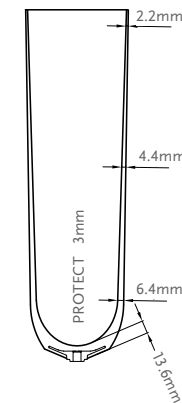
## PROTECT™ LOCKING



Protect provides secure suspension between the residual limb and the prosthesis. It is indicated for diabetic users with dry and atrophic skin. The liner has a microscopically smooth surface and permanently releases skin-care substances.

### Benefits of Protect

- Cares for the sensitive skin of the residual limb with the permanent release of skin-care substances
- Saves time and energy, hard-wearing textile cover for easy donning and doffing



User Information	
Amputation Level:	Transtibial
Impact Level:	Low to Moderate
Liner Information	
Size Standard:	18, 20, 22, 23.5, 25, 26.5, 28, 30, 32, 34, 36, 38, 40, 45
Profile:	3mm
Matrix:	10cm + 3cm

### SUSPENSION METHOD



LOCKING

### FEATURES



STABILISING MATRIX



FABRIC COVER



ACTIVE SKIN CARE

### PART NUMBER INFORMATION

Part#	Profile	Suspension Method	Matrix
MC972XX	3mm	Locking	5cm + 3cm
MC971XX	3mm	Locking	10cm + 3cm



## SENSITIVE™ LOCKING

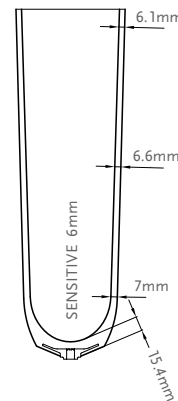
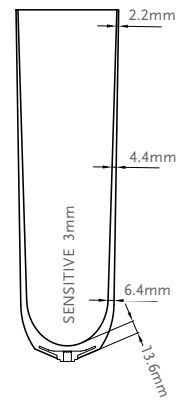


Sensitive provides secure suspension between the residual limb and the prosthesis. It has been developed especially for users with tender residual limbs sensitive to pressure. The silicone used has particularly soft and cushioning properties and a microscopically smooth surface.

### Benefits of Sensitive Cushioning

- Soft, cushioning silicone
- Saves time and energy due to the easy-sliding, hard-wearing textile cover for easy donning and doffing
- Pleasant wearing comfort due to good adhesion and soft tissue stabilisation.

User Information	
Amputation Level:	Transtibial
Impact Level:	Low to Moderate
Liner Information	
Size Standard:	18, 20, 22, 23.5, 25, 26.5, 28, 30, 32, 34, 36, 38, 40, 45
Profile:	3mm or 6mm
Matrix:	10cm + 3cm



### SUSPENSION METHOD



LOCKING

### FEATURES



STABILISING MATRIX



FABRIC COVER

### PART NUMBER INFORMATION

Part#	Profile	Suspension Method	Matrix
M8915XX	3mm	Locking	10cm + 3cm
M8914XX	6mm	Locking	10cm + 3cm

## RELAX™ LOCKING

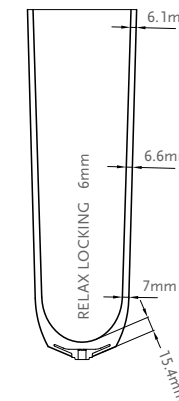
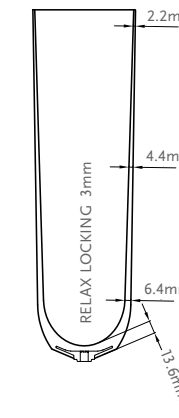


Relax Locking below-the-knee liner provides secure suspension between the residual limb and the prosthesis. The silicone used is particularly skin-friendly and easy to clean while the Umbrellan fabric is designed to treat phantom pain.

### Benefits of Relax Locking

- Optimal soft-tissue cohesion relieves stress on the residual limb
- Hard wearing textile for easy donning and doffing
- Pleasant wearing comfort due to good adhesion and soft tissue stabilisation.

User Information	
Amputation Level:	Transtibial
Impact Level:	All
Liner Information	
Size Standard:	18, 20, 22, 23.5, 25, 26.5, 28, 30, 32, 34, 36, 38, 40, 45
Profile:	3mm or 6mm
Matrix:	10cm + 3cm



### SUSPENSION METHOD



LOCKING

### FEATURES



STABILISING MATRIX



FABRIC COVER



UMBRELLAN

### PART NUMBER INFORMATION

Part#	Profile	Suspension Method	Matrix
M8994XX	3mm	Locking	10cm + 3cm
M8996XX	6mm	Locking	10cm + 3cm


## ICEROSS® SYNERGY™ CUSHION



The Iceross Synergy Cushion liner incorporates a unique combination of two different silicone durometers to provide the perfect balance of comfort and stability.

A firm silicone outer layer provides outstanding stability for active use, while a softer shock-absorbing inner layer nurtures the skin, offering superb suspension and comfort.

Össur recommends that Iceross Synergy Cushion Liner is used in conjunction with the Iceross Sleeve and the Icelock® 500 Series.



User Information	
Amputation Level:	Transtibial
Impact Level:	Moderate to Extreme
Liner Information	
Size Standard:	16, 18, 20, 22, 23.5, 25, 26.5, 28, 30, 32, 34, 36, 40.
Profile:	3mm

### SUSPENSION METHOD



CUSHION

### FEATURES



FABRIC COVER



ACTIVE SKIN CARE



SILKEN INNER SURFACE



DOUBLE DUROMETER



MENTHOL

### PART NUMBER INFORMATION - ICEROSS SYNERGY CUSHION LINER

Part#	Profile	Suspension Method
I-CL63XX	3mm	Cushion

## ICEROSS® SYNERGY™ CUSHION WITH WAVE

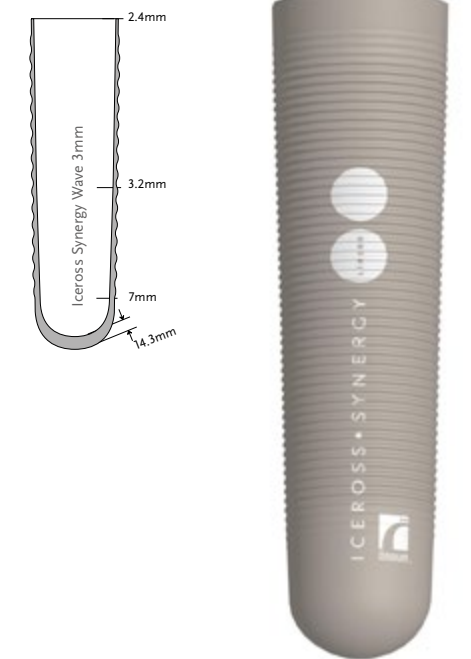


The Iceross Synergy Cushion liner with Wave incorporates a unique combination of two different silicone durometers to provide the perfect balance of comfort and stability.

A firm silicone outer layer provides outstanding stability for active use, while a softer shock-absorbing inner layer nurtures the skin, offering superb suspension and comfort.

The Wave feature makes the liner easier to flex at the knee, allowing it to adapt more to the user's movements. Less resistance means that less energy is required to flex the knee. It stretches easily over the patella and effectively controls folding of the liner behind the knee.

Össur recommends that Iceross Synergy Cushion Liner with Wave is used in conjunction with the Iceross Sleeve and the Icelock® 500 Series.



User Information	
Amputation Level:	Transtibial
Impact Level:	Moderate to Extreme
Liner Information	
Size Standard:	16, 18, 20, 22, 23.5, 25, 26.5, 28, 30, 32, 34, 36, 40.
Profile:	3mm

### SUSPENSION METHOD



CUSHION

### FEATURES



FABRIC COVER



ACTIVE SKIN CARE



SILKEN INNER SURFACE



DOUBLE DUROMETER



MENTHOL



WAVE

### PART NUMBER INFORMATION - ICEROSS SYNERGY CUSHION LINER WITH WAVE

Part#	Profile	Suspension Method
I-CW63XX	3mm Wave	Cushion



## ICEROSS DERMO® CUSHION



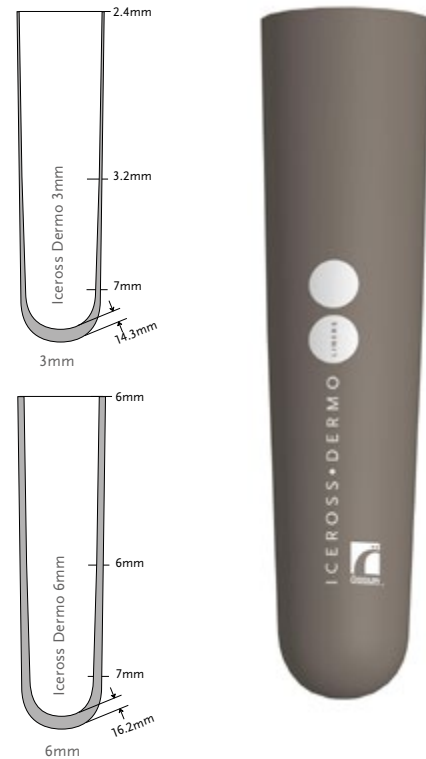
Iceross Dermo Cushion liner is made with the softest silicone that actively cares for the skin.

This liner provides superb softness, gentle skin contact and Össur's unique Active Skin Care ingredients. The combination of DermoGel® silicone with an ultra-strong and elastic Supplex® fabric cover offers excellent durability and an intimate fit.

Össur recommends that Iceross Dermo Cushion Liner is used in conjunction with Iceross Sleeve and Icelock® 500 Series.

User Information	
Amputation Level:	Transtibial
Impact Level:	Low to High
Liner Information	
Size Standard:	16, 18, 20, 22, 23.5, 25, 26.5, 28, 30, 32, 34, 36, 40*
Profile:	3mm or 6mm

\*Size 40 is only available in 3mm.



### SUSPENSION METHOD



CUSHION

### FEATURES



FABRIC COVER



ACTIVE SKIN CARE



SILKEN INNER SURFACE

### PART NUMBER INFORMATION - ICEROSS DERMO CUSHION LINER

Part#	Profile	Suspension Method
I-CL43XX	3mm	Cushion
I-CL46XX	6mm	Cushion

## ICEROSS DERMO® CUSHION WITH WAVE



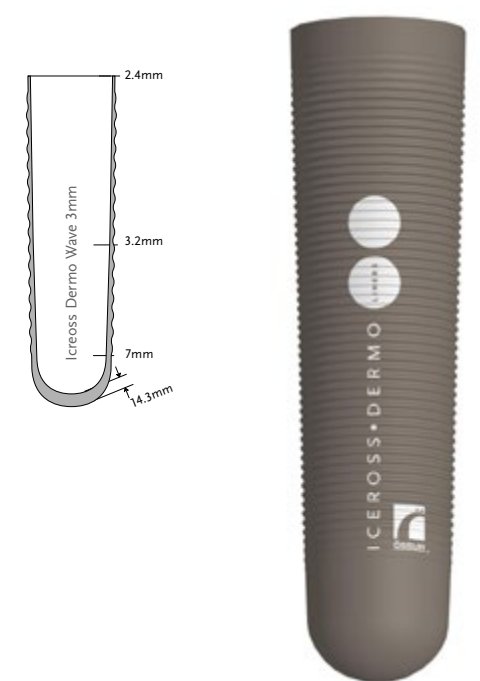
Iceross Dermo Cushion Liner with Wave is made with the softest silicone that actively cares for the skin.

This liner provides superb softness, gentle skin contact and Össur's unique Active Skin Care ingredients. The combination of DermoGel® silicone with an ultra-strong and elastic Supplex® fabric cover offers excellent durability and an intimate fit.

The Wave feature makes the liner easier to flex at the knee, allowing it to adapt more to the user's movements. Less resistance means that less energy is required to flex the knee.

Össur recommends that Iceross Dermo Cushion Liner with Wave is used in conjunction with Iceross Sleeve and Icelock® 500 Series.

User Information	
Amputation Level:	Transtibial
Impact Level:	Low to High
Liner Information	
Size Standard:	16, 18, 20, 22, 23.5, 25, 26.5, 28, 30, 32, 34, 36, 40.
Profile:	3mm



### SUSPENSION METHOD



CUSHION

### FEATURES



FABRIC COVER



ACTIVE SKIN CARE



SILKEN INNER SURFACE



WAVE

### PART NUMBER INFORMATION - ICEROSS DERMO CUSHION LINER WITH WAVE

Part#	Profile	Suspension Method
I-CW43XX	3mm	Cushion

## ICEROSS COMFORT® CUSHION

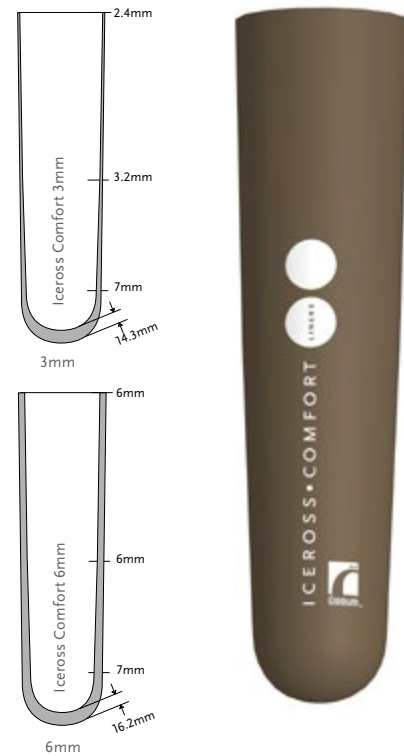


Iceross Comfort is designed with Össur's Sensil® silicone and a nylon fabric cover. Iceross Comfort is an exceptional liner for residual limbs with bony prominences prone to pressure peaks, and/or conical residual limbs.

Össur recommends that Iceross Comfort Cushion Liner is used in conjunction with the Iceross Sleeve and Icelock® 500 Series.

User Information	
Amputation Level:	Transtibial
Impact Level:	Low to Moderate
Liner Information	
Size Standard:	16, 18, 20, 22, 23.5, 25, 26.5, 28, 30, 32, 34, 36, 40*
Profile:	3mm or 6mm

\*Size 40 is only available in 3mm.



### SUSPENSION METHOD



CUSHION

### FEATURES




FABRIC COVER

### PART NUMBER INFORMATION - ICEROSS COMFORT CUSHION LINER

Part#	Profile	Suspension Method
I-CL53XX	3mm	Cushion
I-CL56XX	6mm	Cushion

## ICEROSS® ACTIVA WITH TIBIAGUARD™ CUSHION

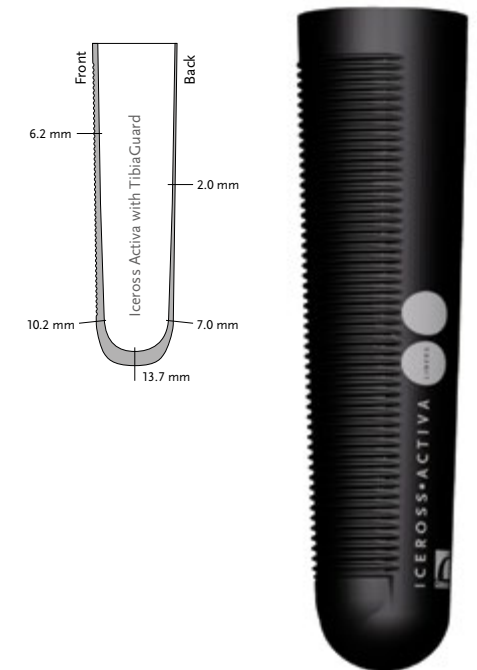


The supreme cushion liner for active users with optimal cushioning, comfort and maximum stability.

The Iceross Activa with TibiaGuard is manufactured with revolutionary techniques that combine different types of silicone to meet the challenging requirements of highly active transtibial users.

The integrated TibiaGuard provides optimal cushioning while a thinner, stiffer posterior portion is designed to enhance maximum stability.

User Information	
Amputation Level:	Transtibial
Impact Level:	Moderate to Extreme
Liner Information	
Size Standard:	18, 20, 22, 23.5, 25, 26.5, 28, 30, 32, 34.
Profile:	2mm posterior, 6mm anterior



### SUSPENSION METHOD



CUSHION

### FEATURES



FABRIC COVER



ACTIVE SKIN CARE



SILKEN INNER SURFACE



DOUBLE DUROMETER



WAVE



TIBIAGUARD

### PART NUMBER INFORMATION - ICEROSS ACTIVA WITH TIBIAGUARD

Part#	Profile	Suspension Method	Items
I-CT62XX	2mm / 6mm	Cushion	N/A



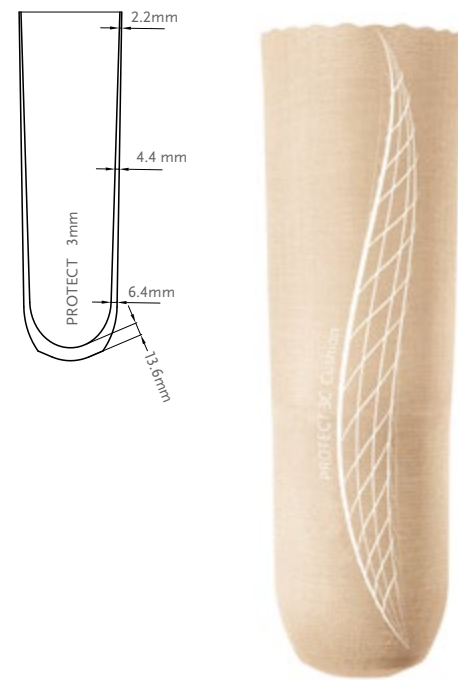
## PROTECT™ CUSHION



Protect provides secure suspension between the residual limb and the prosthesis. It is indicated for diabetic users with dry and atrophic skin. The liner has a microscopically smooth surface and permanently releases skin-care substances.

### Benefits of Protect

- Cares for the sensitive skin of the residual limb with the permanent release of skin-care substances
- Saves time and energy, hard-wearing textile cover for easy donning and doffing



User Information	
Amputation Level:	Transtibial
Impact Level:	Low to Moderate
Liner Information	
Size Standard:	18, 20, 22, 23.5, 25, 26.5, 28, 30, 32, 34, 36, 38, 40, 45
Profile:	3mm

### SUSPENSION METHOD



CUSHION

### FEATURES



FABRIC COVER



ACTIVE SKIN CARE



SILKEN INNER SURFACE

### PART NUMBER INFORMATION

Part#	Profile	Suspension Method
MC973xx	3mm	Cushion

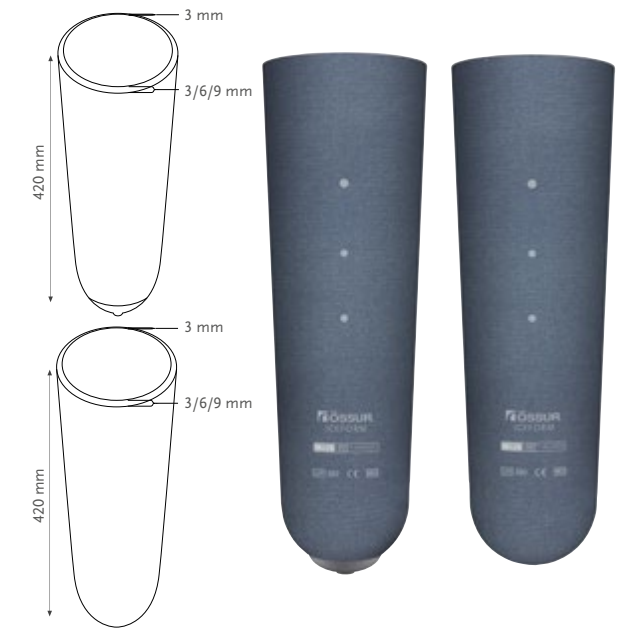
## ICEFORM® LOCKING AND CUSHION



The Iceform Liner is made of Thermoplastic Elastomer (TPE) material and covered with durable textile. The thermo-formability of the TPE material allows the liner to adapt to residual limb irregularities and shape, providing comfort for low to medium impact use.

Össur recommends that the Iceform Cushion Liner is used in conjunction with the Iceform Sleeve.

User Information	
Amputation Level:	Transtibial
Impact Level:	Low to Moderate
Liner Information	
Size Standard:	Small (15), Medium (18), Medium+ (20), Large (25), Large+ (28), X-Large (33)
Profile:	Uniform 3, 6, and 9 mm Anterior, 3 mm Posterior



### SUSPENSION METHOD



LOCKING



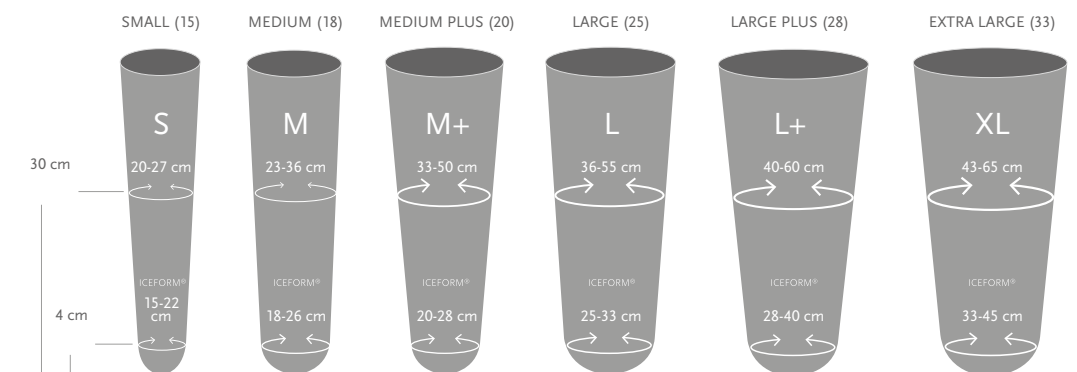
CUSHION

### FEATURES



FABRIC COVER

### SIZING



### PART NUMBER INFORMATION - ICEFORM LOCKING AND CUSHION LINER

Part#	Profile	Suspension Method
T-0103XX	Iceform Uniform 3 mm	Locking
T-0106XX	Iceform Uniform 6 mm	Locking
T-0109XX	Iceform Uniform 9 mm	Locking
T-CL03XX	Iceform Uniform 3 mm	Cushion
T-CL06XX	Iceform Uniform 6 mm	Cushion
T-CL09XX	Iceform Uniform 9 mm	Cushion

When ordering, please indicate size in the part number. The 2 digit size code is substituted for the xx in the part number. For example, iceform uniform 3 mm in size small (15) is T-010315.

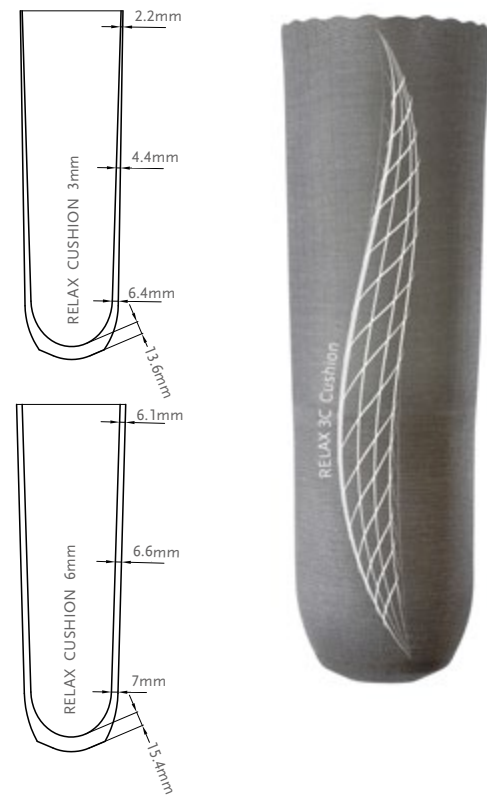
## RELAX™ CUSHION



Relax Cushion is a below-the-knee liner that provides secure suspension between the residual limb and the prosthesis. The silicone used is particularly skin-friendly and easy to clean while the Umbrellan fabric is designed to treat phantom pain.

- Optimal soft-tissue cohesion relieves stress on the residual limb
- Hard wearing textile for easy donning and doffing

User Information	
Amputation Level:	Transtibial
Impact Level:	All
Liner Information	
Size Standard:	18, 20, 22, 23.5, 25, 26.5, 28, 30, 32, 34, 36, 38, 40, 45
Profile:	3mm or 6mm
Matrix:	10cm + 3cm



### SUSPENSION METHOD



CUSHION

### FEATURES



STABILISING MATRIX



FABRIC COVER



UMBRELLAN

### PART NUMBER INFORMATION

Part#	Profile	Suspension Method	Matrix
M8997XX	3mm	Cushion	10cm +3cm

## ICEROSS® SLEEVE

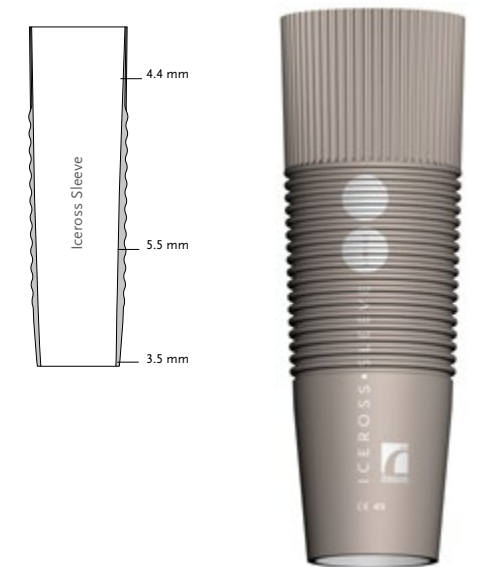


The Iceross Sleeve generates good suction, more security and less resistance at the knee.

Össur took the Wave technology to the next level when developing the Iceross Sleeve. The Wave feature makes the liner easier to flex at the knee, allowing it to adapt more to the user's movements. Less resistance means that less energy is required to flex the knee. It stretches effectively at the front and folds in a controlled way behind the knee.

The profile of the sleeve is thicker around the socket brims, focusing on strength at selected areas to reduce wear and tear. It is recommended to use the Iceross Sleeve in conjunction with the Iceross Cushion Liner Range.

User Information	
Amputation Level:	Transtibial
Impact Level:	All
Sleeve Information	
Size:	35,41,49,55,62



### PART NUMBER INFORMATION - ICEROSS SLEEVE

Measure circumference 15cm above mid-patella and choose the correct size.

PART#	SIZE	MEASUREMENTS
F-201135	35	35-41cm
F-201141	41	41-49cm
F-201149	49	49-55cm
F-201155	55	55-62cm
F-201162	62	62-76cm



## ICEFLEX® BALANCE SLEEVE

This economically priced sleeve features soft silicone and a nylon/Lycra® cover. The nylon ensures strength and Lycra provides elasticity, while our silicone offers optimal adhesion.



User Information	
Amputation Level:	Transtibial
Impact Level:	Low to Moderate

### PART NUMBER INFORMATION - ICEFLEX BALANCE SLEEVE

Measure circumference 15cm above mid-patella.

Part#	Size	Length	Measurements
F-101035	35	36cm	35-49cm
F-101049	49	36cm	49-62cm
F-101062	62	36cm	62-69cm

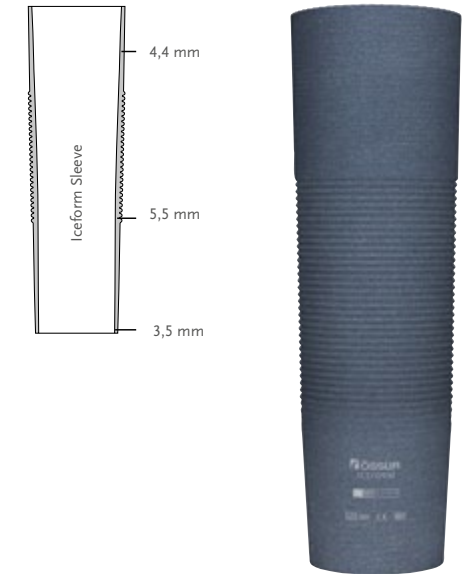
## ICEFORM® SLEEVE



The Iceform Sleeve is made of Thermoplastic Elastomer (TPE) material and covered with seamless durable textile. The thermoformability of the TPE material allows the sleeve to adapt to residual limb shape for comfort. The elasticity of the TPE material and provides user comfort and safe suspension.

Össur recommends that the Iceform Sleeve is used in conjunction with the Iceform Cushion Liners, for low to medium impact use.

User Information	
Amputation Level:	Transtibial
Impact Level:	Low to Moderate
Sleeve Information	
Size:	35, 41, 49, 55, 62



### PART NUMBER INFORMATION - ICEFORM SLEEVE

Measure circumference 15 cm above mid-patella and choose the correct size.

Part#	Size	Measurements
S-201135	35	35-41 cm
S-201141	41	41-49 cm
S-201149	49	49-55 cm
S-201155	55	55-62 cm
S-201162	62	62-76 cm

## GENU SLEEVE



The Genu Sleeve generates good suction, high secure a high wearing comfort.

The Genu Sleeve knee sleeve is a TPE sleeve for low and moderate active patients who likes a high wearing comfort while bending the knee.



User Information	
Amputation Level:	Transtibial
Impact Level:	Low to Moderate

### PART NUMBER INFORMATION - GENU SLEEVE

Measure circumference 15 cm above mid-patella and choose the correct size.

Part#	Size	Measurements	Length
MK00202	S	30–40cm	Approx. 35cm
MK00203	M	38–50cm	Approx. 35cm
MK00204	L	48–64cm	Approx. 35cm

### PROTECTOR

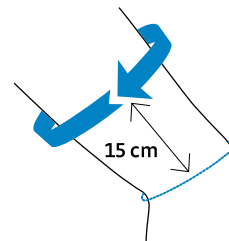
The Protector extends the life of a knee sleeve and is included in the package of a Genu Sleeve, but it can be ordered separately as well. It can be pulled over the socket before using the Genu Sleeve or any other knee sleeve.



### PART NUMBER INFORMATION - GENU SLEEVE PROTECTOR

Measure the circumference of the thigh 15 cm above the patella and choose the appropriate size of the protector.

Part#	Size	Circumference Thigh	Length
M000202	S	30–40cm	Approx. 35cm
M000203	M	38–50cm	Approx. 35cm
M000204	L	48–64cm	Approx. 35cm

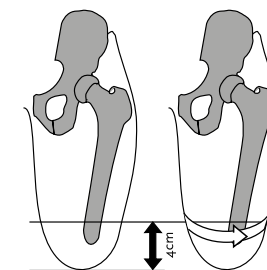


## ICEROSS® TRANSFEMORAL LINERS BY ÖSSUR

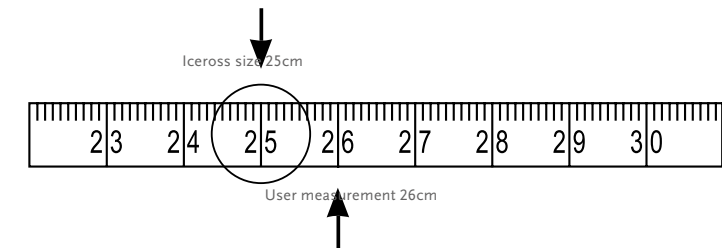
The transfemoral residual limb offers slightly different challenges to the prosthetist than the transtibial residual limb in terms of achieving optimal results from a prosthetic fitting. In recognising these challenges, Össur was the first to design and introduce a specific Iceross Transfemoral liner to offer comfort, protection and optimal suspension of the transfemoral prosthesis.

1. Size
2. Limb length
3. Profile
4. Use of fitting aids

### 1. SIZE



With the tissue of the residual limb hanging down, measure 4cm proximal to the distal end of the limb and mark this point on the skin. Measure the circumference of the limb at this point with medium tension on the tape measure.



The measurement taken corresponds to the size of Iceross to be used. Select the liner size matching your measurement or, if between sizes, select the next size below. Do not select a size larger than your measurement or more than one size below it. E.g. if the circumference of the limb measures 26cm, select Iceross size 25.

### NOTE - ICEROSS LOCKING LINERS:

The incorporated size-specific umbrella works in conjunction with the matrix. Optimal function of both the umbrella and matrix is dependent on correct size selection of the Iceross liner. Incorrect sizing may cause discomfort to the user, perspiration and reduced control of the prosthesis.

### NOTE - ICEROSS SEAL-IN LINERS:

For Iceross Seal-In liners, it is essential that the Hypobaric Sealing Membrane (HSM™) sits correctly against the liner around its full circumference. Once you have selected the liner according to our instructions, assess the membrane according to the pictures below, visually and manually. Picture 3 is the optimal situation. **In some cases, the next size down may need to be selected to achieve this fitting. It is unique to the Iceross Seal-In liner and should not be applied to any other Iceross models including the Iceross Seal-In X5.**



1. LINER IS TOO SMALL



2. LINER IS TOO BIG



3. LINER FITS CORRECTLY

The sizing recommendations are intended as a guide. There may be occasions when alternative sizes need to be selected.



## ICEROSS® TRANSFEMORAL LINERS BY ÖSSUR

### 2. RESIDUAL LIMB LENGTH

Compare the residual limb length to the **sound limb** by dividing the sound limb femur into thirds.

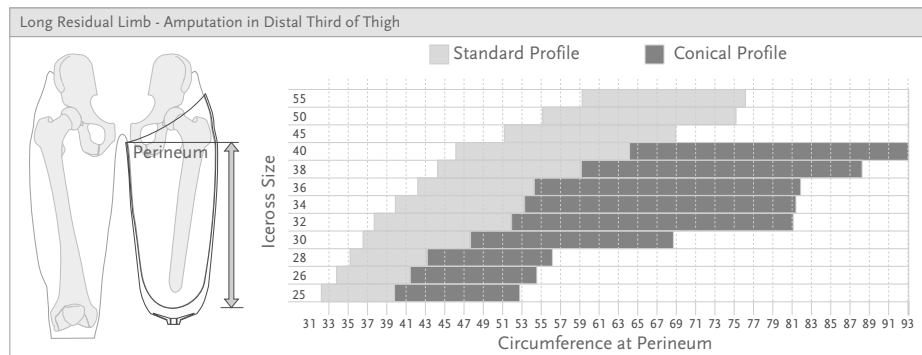
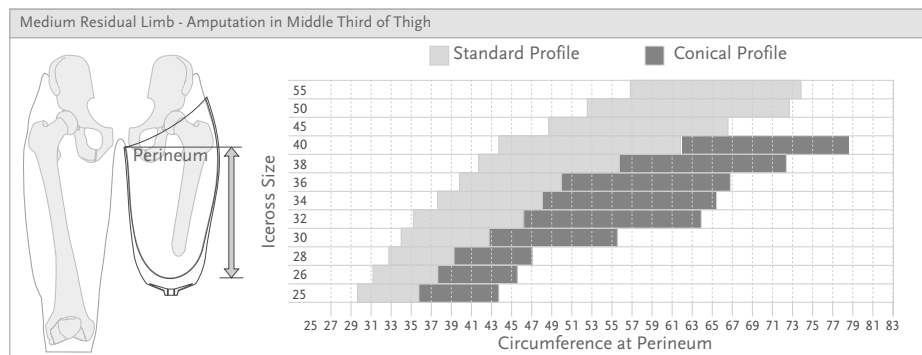
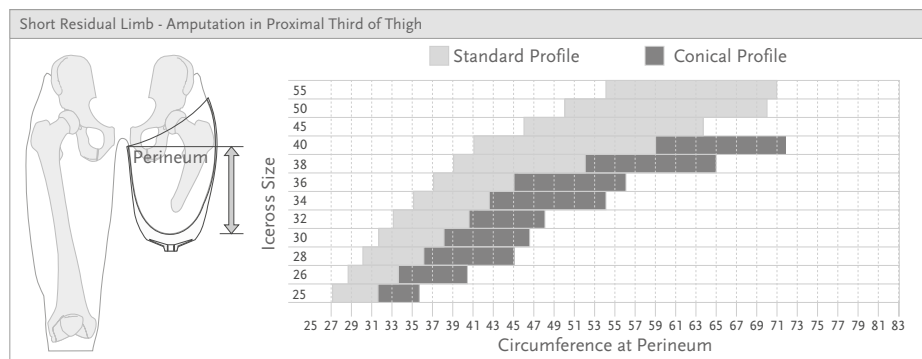
- The proximal third is considered **SHORT** length - refer to selection chart part A.
- The middle third is considered **MEDIUM** length - refer to selection chart part B.
- The distal third is considered **LONG** length - refer to selection chart part C.

### 3. PROFILE


Measure and record the circumference of the limb at the level of the perineum, refer to the horizontal axis of the selection chart. If the intersection from the horizontal and vertical axes lies in the light grey area of the selection chart then a standard profile is recommended; if it lies in the dark grey area then a conical profile is recommended.

### 4. FITTING AIDS

Use the principles of profile matching as described in transtibial section. If there are any deep scars or voids, fill with Iceross Pad or silicone putty.



## ICEROSS SEAL-IN® X TF



Thinner, tougher, longer, with a moveable seal for personalized fit.

Össur's new Seal-in liner has been designed specifically to address the challenges faced by a large number of people with transfemoral amputations. For many, various pressure points and the shape of their residual limb cause problems with a suction suspension liner.

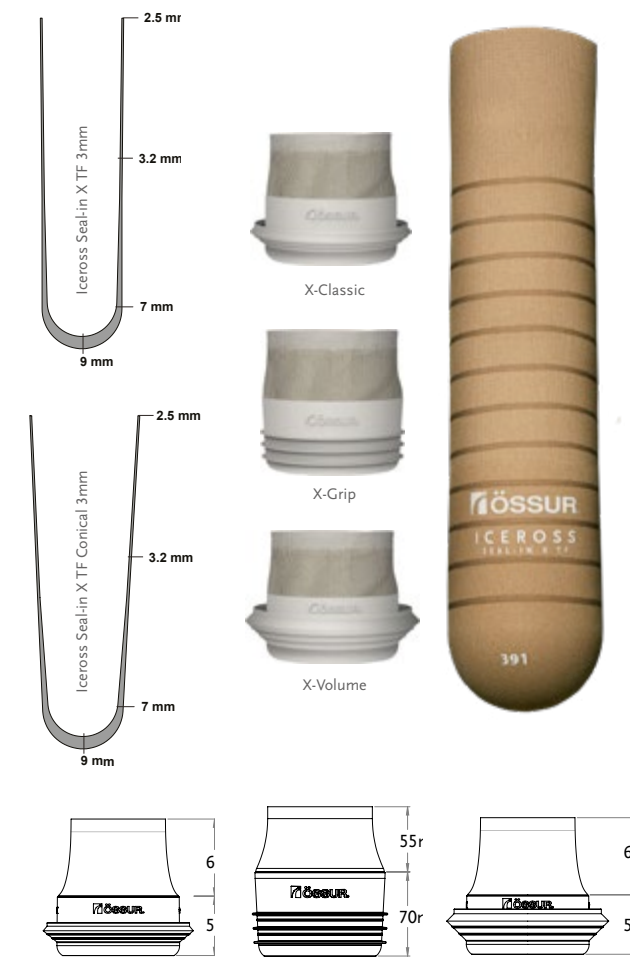
Iceross Seal-In® X TF features the latest advances in Seal-in technology, with a separate and moveable seal to suit individual TF needs.

The seal-ring offering provides three different options:

- X-Classic - the classic day-to-day seal
- X-Grip - for good rotational control
- X-Volume - accommodates more volume reduction

With the Easy Glide coating technology the liner offers users a high handling comfort. No lubricants are needed for donning and it is easy to clean. Easy-glide coating only applies to the seal-rings.

User Information	
Amputation Level:	Transfemoral
Impact Level:	All
Liner Information	
Size Standard:	25,26,5,28,30,32,34,36,38,40,45,50,55.
Size Conical:	23,5,25,26,5,28,30,32,34,36,38,40.
Size Seal Rings:	20,22,24,26,28,30,32,35,38,41,44,47,51,55, 60,65
Profile:	3mm



### SUSPENSION METHOD



SEAL-IN X

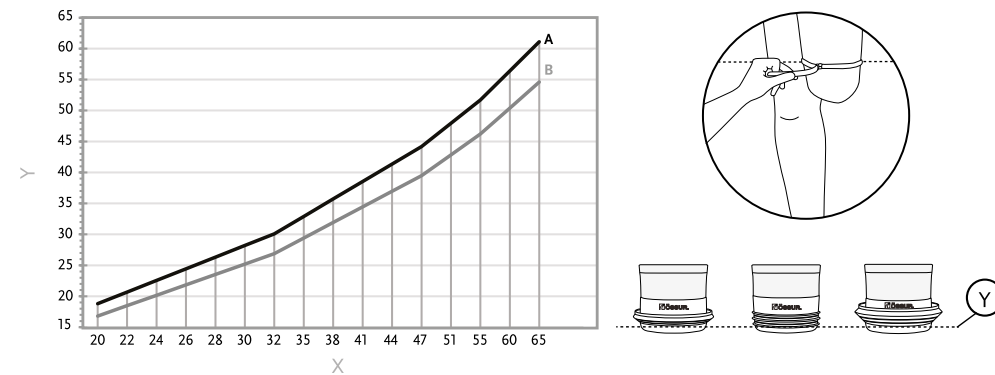
### FEATURES



## ICEROSS SEAL-IN® X TF

### SEAL RING SIZE SELECTION

1. Measure residual limb circumference (in cm) at the appropriate location, directly on the skin
2. Refer to the sizing chart to estimate correct device size
3. Sizing chart legend: X-Seal size, Y-Circumference (cm), A-Tight fit, B-Loose fit



#### MINIMUM RECOMMENDED LENGTH OF RESIDUAL LIMB

Measure the residual limb length with the tissue hanging down, from the perineum to the distal end. Compare the measurement to the table below.

Liner Size	Minimum Length
23.5-28	16cm
30-34	17cm
36-40	18cm
45	19cm
50	20cm
55	21cm

#### PART NUMBER INFORMATION - ICEROSS SEAL-IN X LINER

Part#	Description	Contains
I-8532XX	Iceross Seal-In X TF Standard	Liner
I-8632XX	Iceross Seal-In X TF Conical	Liner
I-SXC0XX	Iceross Seal-In X-Classic	Seal-In X-Classic Ring
I-SXG0XX	Iceross Seal-In X-Grip	Seal-In X-Grip Ring
I-SXV0XX	Iceross Seal-In X-Volume	Seal-In X-Volume Ring
I-RXC001	Seal-In X-Classic Kit 26-51	10 Seal-In X-Classic Rings
I-RXC004	Seal-In X-Classic Kit 20-65	16 Seal-In X-Classic Rings
I-RXG001	Seal-In X-Grip Kit 26-51	10 Seal-In X-Grip Rings
I-RXG004	Seal-In X-Grip Kit 20-65	16 Seal-In X-Grip Rings
I-RXV001	Seal-In X-Volume Kit 26-51	10 Seal-In X-Volume Rings
I-RXV004	Seal-In X-Volume Kit 20-65	16 Seal-In X-Volume Rings

## ICEROSS SEAL-IN® X5 TRANSFEMORAL

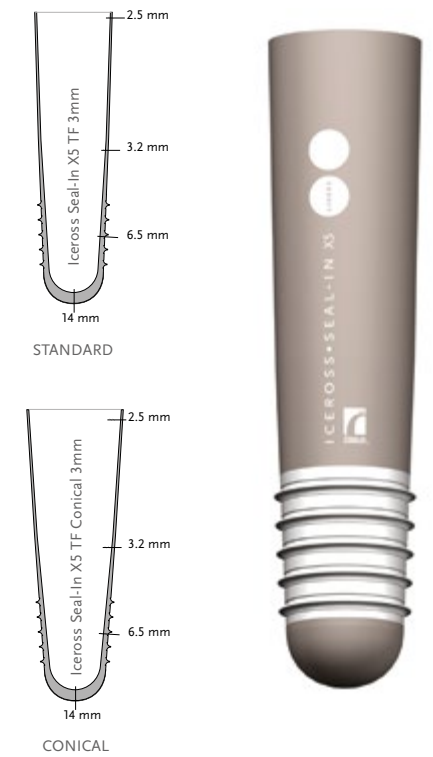


The Iceross Seal-In X5 transfemoral liner is the first liner of its kind with five integrated seals that deliver the most comfortable and secure suspension to date.

Its airtight fit is thanks to the flexible silicone suction suspension system, and its minimised pistoning and enhanced rotational control allow users to enjoy greater comfort and stability.

It is recommended that Iceross Seal-In X5 Transfemoral liner is used in conjunction with the Icelock® 500 Series Valve.

User information	
Amputation Level:	Transfemoral
Impact Level:	All
Liner information	
Size Standard:	25,26.5,28,30,32,34,36,38,40,45,50,55.
Size Conical:	25,26.5,28,30,32,34,36,38.
Profile:	3mm
Matrix:	Full Length



#### SUSPENSION METHOD



SEAL-IN X5

#### FEATURES



STABILISING MATRIX



FABRIC COVER



ACTIVE SKIN CARE



SILKEN INNER SURFACE



CONICAL



MENTHOL

#### MINIMUM RECOMMENDED LENGTH OF RESIDUAL LIMB

Liner Sizes	Minimum Length
25-30	125 mm
32-40	135 mm
45-50	155 mm
55	165 mm

#### PART NUMBER INFORMATION - ICEROSS SEAL-IN X5 TRANSFEMORAL

Part#	Profile	Suspension Method	Matrix
I-TF673XX	Standard 3mm	Seal-In X5	Full Length
I-TF678XX	Conical 3mm	Seal-In X5	Full Length

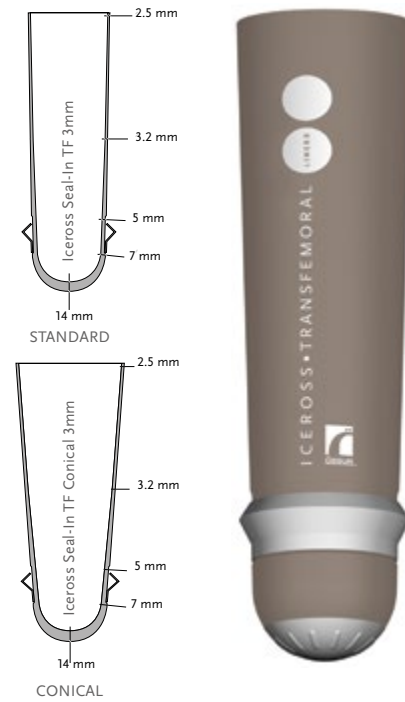
## ICEROSS SEAL-IN® TRANSFEMORAL



The Iceross Seal-In Transfemoral liner offers uncompromised security and freedom of movement for low to extremely active transfemoral amputees. With textile that has improved the adhesion by 25%, the fabric cover is extremely durable and allows radial stretch and comfortable elasticity.

Össur recommends that Iceross Seal-In Transfemoral Liner is used in conjunction with the Icelock® 500 Series Expulsion Valve.

User Information	
Amputation Level:	Transfemoral
Impact Level:	All
Liner Information	
Size Standard:	25,26.5,28,30,32,34,36,38,40,45,50,55.
Size Conical:	25,26.5,28,30,32,34,36,38.
Profile:	3mm
Matrix:	Full Length



### SUSPENSION METHOD



SEAL-IN

### FEATURES



STABILISING MATRIX



FABRIC COVER



ACTIVE SKIN CARE



SILKEN INNER SURFACE



CONICAL

### MINIMUM RECOMMENDED LENGTH OF RESIDUAL LIMB

Liner Sizes	Minimum Length
25-30	125 mm
32-40	135 mm
45-50	155 mm
55	165 mm

### PART NUMBER INFORMATION - ICEROSS TRANSFEMORAL SEAL-IN

Part#	Profile	Suspension Method	Matrix
I-7532XX	Standard 3mm	Seal-In	Full Length
I-7632XX	Conical 3mm	Seal-In	Full Length

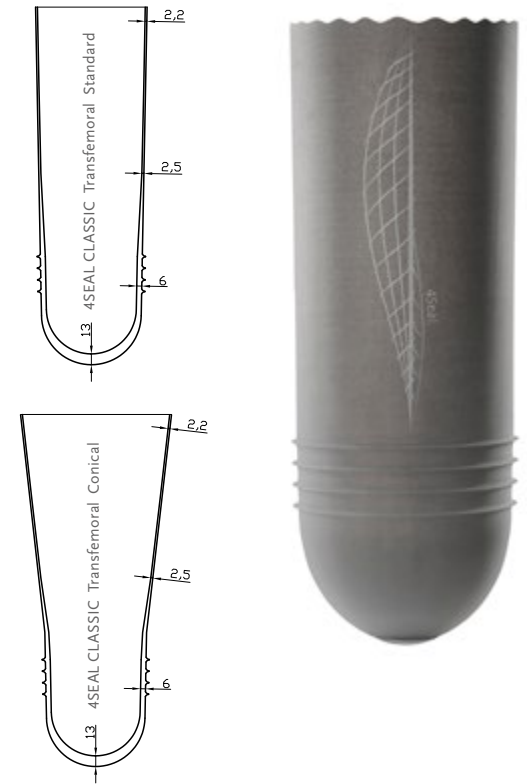
## 4SEAL CLASSIC™



4Seal Classic transfemoral liner provides a secure suspension between the residual limb and the prosthesis. The silicone used is particularly skin-friendly and easy to clean while the Umbrellan fabric is designed to treat phantom pain. Four comfortable and flexible seals secure the liner without constricting tissue.

The liner can be turned inside-out and put on without using alcohol spray, providing more flexibility and independence.

- Four innovative sealing fins—outstanding fit and reliable adhesion without constriction
- Easy to clean, low friction with Easy Glide coating
- Simple donning and doffing, the liner can be turned inside out or put on without any alcohol spray
- Orientation line on both the inner and outer surfaces simplifies donning
- Water-resistant. Suitable for taking a bath, swimming, showering.
- Possible relief or abolition of phantom pain for a better quality of life
- Tear resistance because of full length matrix
- Full length TF matrix prevents unrolling of the liner
- Direct casting is possible - no isolation foil necessary
- Easy to clean for optimal hygiene



User Information	
Amputation Level:	Transfemoral, Knee Disarticulation
Impact Level:	All
Liner Information	
Size Standard:	26.5, 28, 30, 32, 34, 36, 38, 40, 45, 50
Size Conical:	25, 26.5, 28, 30, 32, 34, 36, 38, 40
Profile:	Standard or Conical
Matrix:	Full Length

### SUSPENSION METHOD



4SEAL

### FEATURES



STABILISING MATRIX



CONICAL



EASY GLIDE



UMBRELLAN

### PART NUMBER INFORMATION

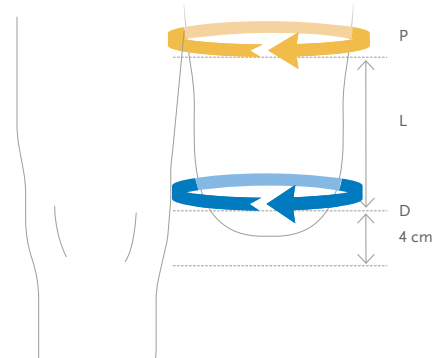
Part#	Profile	Suspension Method	Matrix
M8917XX	Standard	4 Seal	Full Length
M8918XX	Conical	4 Seal	Full Length



## 4SEAL CLASSIC™

### DETERMINING THE SIZE

1. Measure the circumferential dimension D (distal) of the residual limb 4 cm above the distal end. The circumferential dimension minus 0-1 results in the medi liner size.
2. Measure the residual limb length L, 4 cm above distal end to the level of perineum.
3. Measure the circumference of the limb at the level of the perineum (P).
4. **Selection between Standard or Conical Profile**  
If the proximal circumference (P) is lower than the standard value shown in the table, a Standard profile (S) is recommended. If the proximal circumference (P) is higher than the standard value, a Conical Profile is recommended.



1. Distal circumference D (height = 4 cm)	1. Liner size	2. Stump length L					3. Proximal circumference P					
		10 – 15	15 – 20	20 – 25	25 – 30	30 – 35	< 30 >	< 34 >	< 38 >	< 42 >	< 46 >	
24 – 26,5	25	< 30 >	< 34 >	< 36 >	< 39 >	< 42 >	< 31 >	< 35 >	< 38 >	< 41 >	< 44 >	
26,5 – 28	26,5	< 31 >	< 35 >	< 38 >	< 41 >	< 44 >	< 32 >	< 36 >	< 39 >	< 42 >	< 45 >	
28 – 30	28	< 32 >	< 36 >	< 39 >	< 42 >	< 45 >	< 33 >	< 37 >	< 40 >	< 43 >	< 46 >	
30 – 32	30	< 33 >	< 37 >	< 40 >	< 43 >	< 46 >	< 34 >	< 38 >	< 41 >	< 44 >	< 47 >	
32 – 34	32	< 34 >	< 38 >	< 41 >	< 44 >	< 47 >	< 35 >	< 39 >	< 42 >	< 45 >	< 48 >	
34 – 36	34	< 35 >	< 39 >	< 42 >	< 45 >	< 48 >	< 36 >	< 40 >	< 43 >	< 46 >	< 49 >	
36 – 38	36	< 36 >	< 40 >	< 43 >	< 46 >	< 49 >	< 37 >	< 41 >	< 44 >	< 47 >	< 50 >	
38 – 40	38	< 37 >	< 41 >	< 44 >	< 47 >	< 50 >	< 38 >	< 42 >	< 45 >	< 48 >	< 51 >	
40 – 45	40	< 38 >	< 42 >	< 45 >	< 48 >	< 51 >	< 39 >	< 43 >	< 46 >	< 49 >	< 52 >	
45 – 50	45	< 39 >	< 43 >	< 46 >	< 49 >	< 52 >	S	S	S	S	S	
50 – 55	50	< 40 >	< 44 >	< 47 >	< 50 >	< 53 >	S	S	S	S	S	
4. Standard/Conical profile		S	C	S	C	S	S	C	S	C	S	C

## ICEROSS® TRANSFEMORAL LOCKING

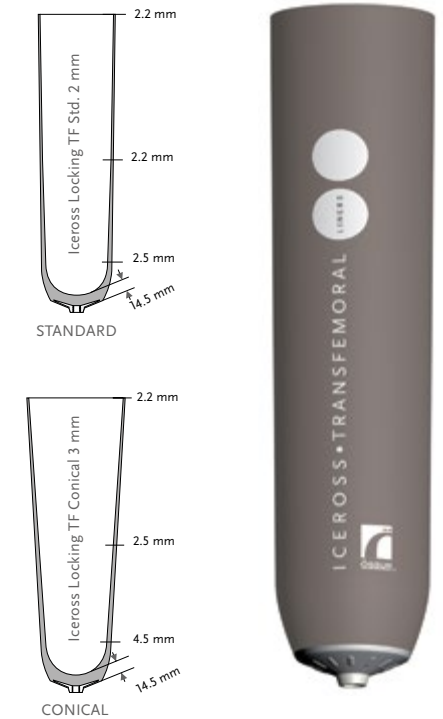


Iceross Transfemoral Locking is the first suspension liner exclusively designed to provide maximum stability and control for transfemoral amputees.

With textile that has improved the adhesion by 25%, the fabric cover is extremely durable and allows radial stretch and comfortable elasticity.

Össur recommends that Iceross Transfemoral Liner is used in conjunction with the Icelock® 200 Series.

User Information	
Amputation Level:	Transfemoral
Impact Level:	All
Liner Information	
Size Standard:	25,26.5,28,30,32,34,36,38,40,45,50,55.
Size Conical:	25,26.5,28,30,32,34,36,38.
Profile:	2mm Std and 3mm Con
Matrix:	Full Length



### SUSPENSION METHOD



LOCKING

### FEATURES



STABILISING MATRIX



FABRIC COVER



ACTIVE SKIN CARE



SILKEN INNER SURFACE



CONICAL

### PART NUMBER INFORMATION - ICEROSS TRANSFEMORAL

Part#	Profile	Suspension Method	Matrix
I-7032XX	Standard 2mm	Locking	Full Length
I-7132XX	Conical 3mm	Locking	Full Length

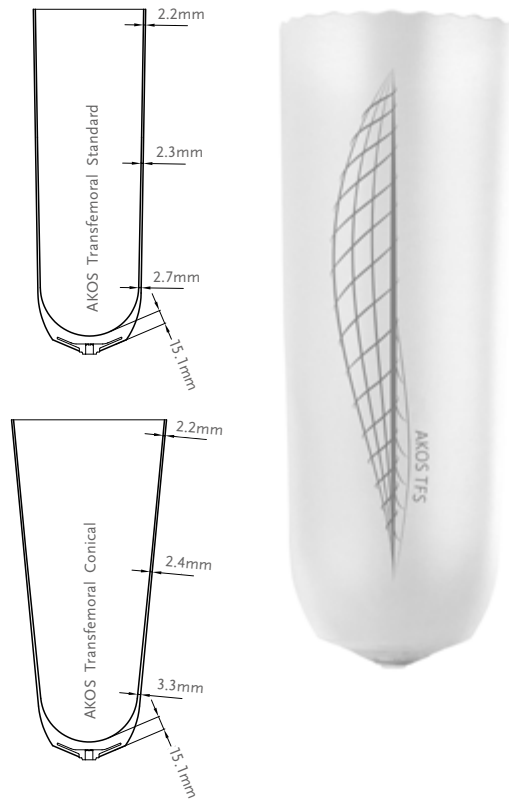
# AKOS™



AKOS liner provides a secure suspension between the residual limb and the prosthesis. It is suitable for both interim and definitive prostheses. Liner transparency permits regular inspection of the residual limb.

- Simple and fast donning and doffing due to the easy-glide surface coating
- Visible orientation line on inner and outer liner surfaces
- Optimal soft-tissue cohesion relieves stress on the residual limb
- Easy to clean for optimal hygiene
- Full length TF matrix prevents unrolling of the liner
- Water-resistant. Suitable for taking a bath, swimming, showering
- Direct casting on Easy Glide surface is possible - no isolation foil necessary

User Information	
Amputation Level:	Transfemoral
Impact Level:	All
Liner Information	
Size Standard:	27, 31, 35, 39, 43, 47, 52
Size Conical:	24, 27, 31, 35, 39
Profile:	Standard or Conical
Matrix:	Full Length



## SUSPENSION METHOD



LOCKING

## FEATURES



STABILISING MATRIX



CONICAL



EASY GLIDE

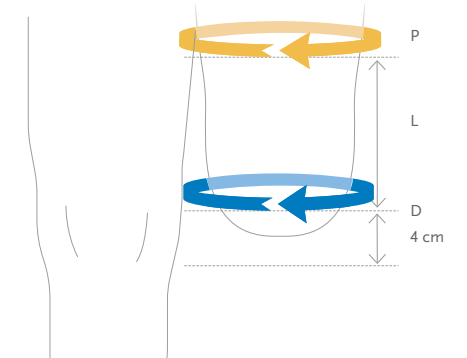
## PART NUMBER INFORMATION

Part#	Profile	Suspension Method	Matrix
M-8955XX	Standard	Locking	Full Length
M-8956XX	Conical	Locking	Full Length

# AKOS™

## DETERMINING THE SIZE

1. Measure the circumferential dimension D (distal) of the residual limb 4 cm above the distal end. The circumferential dimension minus 0-1 results in the medi liner size.
2. Measure the residual limb length L, 4 cm above distal end to the level of perineum.
3. Measure the circumference of the limb at the level of the perineum (P).
4. **Selection between Standard or Conical Profile**  
If the proximal circumference (P) is lower than the standard value shown in the table, a Standard profile (S) is recommended. If the proximal circumference (P) is higher than the standard value, a Conical Profile is recommended.



1. Distal circumference D (height = 4 cm)	1. Liner size	2. Residual limb length L 10 – 15		2. Residual limb length L 15-20		2. Residual limb length L 20-25		2. Residual limb length L 25-30		2. Residual limb length L 30-35		2. Residual limb length L 35-40	
		S	C	S	C	S	C	S	C	S	C	S	C
24-27	24	-	28 >	-	30 >	-	33 >	-	35 >	-	37 >	-	40 >
27-31	27	<	31 >	<	34 >	<	37 >	<	39 >	<	42 >	<	44 >
31-35	31	<	34 >	<	37 >	<	40 >	<	43 >	<	46 >	<	49 >
35-39	35	<	39 >	<	42 >	<	45 >	<	48 >	<	52 >	<	55 >
39-43	39	<	43 >	<	46 >	<	49 >	<	53 >	<	57 >	<	61 >
43-47	43	<	S >	<	S >	<	S >	<	S >	<	S >	<	S >
47-52	47	<	S >	<	S >	<	S >	<	S >	<	S >	<	S >
52-57	52	<	S >	<	S >	<	S >	<	S >	<	S >	<	S >
4. Standard/Conical profile		S	C	S	C	S	C	S	C	S	C	S	C

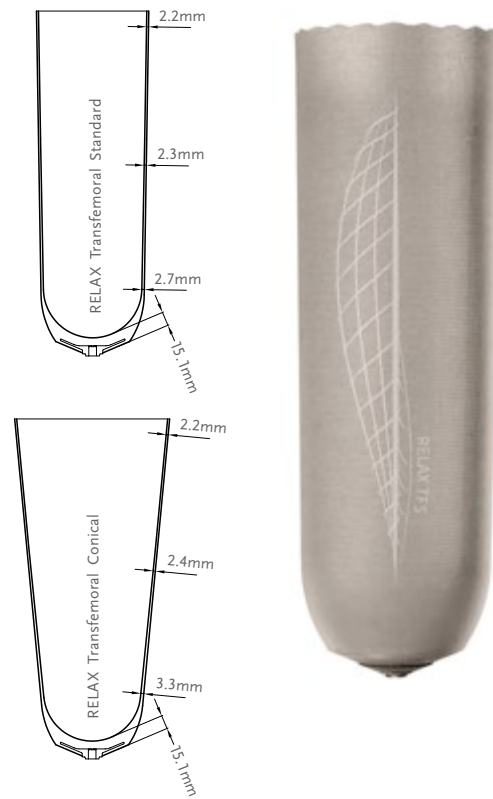
## RELAX™ TRANSFEMORAL



Relax above-knee liner provides secure suspension between the residual limb and the prosthesis. The silicone used is particularly skin-friendly and easy to clean while the Umbrellan fabric is designed to treat phantom pain.

- Easy-slide surface coating for simple donning and doffing, saving time and energy
- Visible orientation line for easier donning
- Optimal soft-tissue cohesion relieves stress on the residual limb
- Full length TF matrix prevents unrolling of the liner
- Water-resistant. Suitable for taking a bath, swimming, showering
- Direct casting on Easy Glide surface is possible - no isolation foil necessary

User Information	
Amputation Level:	Transfemoral
Impact Level:	All
Liner Information	
Size Standard:	27, 31, 35, 39, 43, 47, 52
Size Conical:	24, 27, 31, 35, 39
Profile:	Standard or Conical
Matrix:	Full Length



### SUSPENSION METHOD



LOCKING

### FEATURES



STABILISING MATRIX



CONICAL



EASY GLIDE



UMBRELLAN

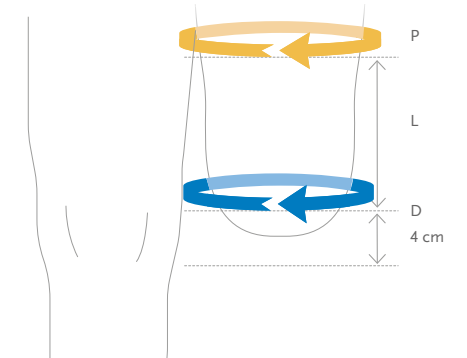
### PART NUMBER INFORMATION

Part#	Profile	Suspension Method	Matrix
M8957XX	Standard	Locking	Full length
M8958XX	Conical	Locking	Full length

## RELAX™ TRANSFEMORAL

### DETERMINING THE SIZE

1. Measure the circumferential dimension D (distal) of the residual limb 4 cm above the distal end. The circumferential dimension minus 0-1 results in the medi liner size.
2. Measure the residual limb length L, 4 cm above distal end to the level of perineum.
3. Measure the circumference of the limb at the level of the perineum (P).
4. **Selection between Standard or Conical Profile**  
If the proximal circumference (P) is lower than the standard value shown in the table, a Standard profile (S) is recommended. If the proximal circumference (P) is higher than the standard value, a Conical Profile is recommended.



1. Distal circumference D (height = 4 cm)	1. Liner size	2. Residual limb length L 10 – 15		2. Residual limb length L 15-20		2. Residual limb length L 20-25		2. Residual limb length L 25-30		2. Residual limb length L 30-35		2. Residual limb length L 35-40	
		S	C	S	C	S	C	S	C	S	C	S	C
24-27	24	-	28 >	-	30 >	-	33 >	-	35 >	-	37 >	-	40 >
27-31	27	<	31 >	<	34 >	<	37 >	<	39 >	<	42 >	<	44 >
31-35	31	<	34 >	<	37 >	<	40 >	<	43 >	<	46 >	<	49 >
35-39	35	<	39 >	<	42 >	<	45 >	<	48 >	<	52 >	<	55 >
39-43	39	<	43 >	<	46 >	<	49 >	<	53 >	<	57 >	<	60 >
43-47	43	<	S >	<	S >	<	S >	<	S >	<	S >	<	S >
47-52	47	<	S >	<	S >	<	S >	<	S >	<	S >	<	S >
52-57	52	<	S >	<	S >	<	S >	<	S >	<	S >	<	S >
4. Standard/Conical profile		S	C	S	C	S	C	S	C	S	C	S	C



## ICEROSS® UPPER-X LOCKING



The Iceross Upper-X liner is a comfortable liner with an excellent suspension method for upper-extremity amputees.

Unlike other current methods of suspension, Iceross Upper-X eliminates the need for straps and belts and has an ultra-thin, pliable profile that provides more user comfort and increased limb sensation. Superb suspension is obtained by combining quality DermoSil™ silicone with a full-matrix outer cover that virtually eliminates pistoning while allowing radial stretch for volume accommodation. A unique rolling method makes donning and doffing hassle-free.

Össur recommends that Iceross Upper-X liner is used in conjunction with the Icelock® 700 Series.



User Information	
Amputation Level:	Transradial and Transhumeral
Impact Level:	All
Liner Information	
Size Standard:	12, 14, 16, 18, 20, 22.
Profile:	1mm

### SUSPENSION METHOD



LOCKING

### FEATURES



STABILISING MATRIX



FABRIC COVER



ACTIVE SKIN CARE



SILKEN INNER SURFACE

### PART NUMBER INFORMATION - ICEROSS UPPER-X

Part#	Profile	Suspension Method	Matrix
I-8131XX	1mm	Locking	Full Length

## ACCESSORIES

### ICEROSS DISTAL CUP

Distal Cup is made from silicone and is designed for conical and/or sensitive residual limbs that require volume build-up.

Product Information	
Size:	06,07,09,11,12,14,16,17,19,20,22,24,26.

To select the correct Distal Cup size, the circumference is measured approximately 4cm above the distal end of the residual limb. Select the Distal Cup two or three sizes smaller than the measurement and roll on. To select the correct Iceross size to fit over the Distal Cup, the circumference is measured approximately 4cm above the end of the Distal Cup. Select Iceross size as measured or the next size down.



Part#	Description
I-3000XX	Distal Cup

### ICEROSS PADS

Iceross Pads are ideal for pressure distribution in highly loaded areas, padding over bony prominences and as a filler for deep voids and scarred residual limbs.

Product Information			
Part#	Size	Thickness	Fits Iceross Size
I-610338	38mm	10mm	12-20
I-610348	48mm	10mm	21-23
I-610358	58mm	10mm	25-28
I-610368	68mm	10mm	30-32
I-610378	78mm	10mm	34-36
I-610388	88mm	10mm	38-42
I-610398	98mm	10mm	45



### SILICONE ADHESIVE

Helpful to repair minor damage to the Iceross liners or sleeves and for stabilisation of fabric cover on Iceross Transfemoral liners after trimming.

Part#	Description
I-400310	Silicone Adhesive 7g



### LUBRICANT SPRAY

Iceross Clean & Simple Lubricant Spray aids the donning and doffing of Iceross Seal-In Liners and Iceross Original Liner without fabric cover..

Part#	Description
S-610250	Iceross Clean & Simple Lubricant Spray 250ml

## ACCESSORIES

### ICEROSS CURVEMASTER

Part#	Description
K-220000	Iceross Curvemaster
K-200150	Replacement Cutting Wheels Set

Includes:

- Upper cutting wheel (K-200126)
- Lower cutting wheel (K-200127)
- Friction ring (K-200118)



### WAVE SCISSOR

- Trimming tool for liners.
- Stress relief on the residual limb due to reduced circular pressure.

Part#	Description
1950006	Wave Scissor



### ICEROSS INTERFACE SHEATH

The Interface Sheath makes donning and doffing of the socket easier. Designed with a reinforced distal opening for durability.

Part#	Description	Length
K-190200	Interface Sheath	28cm



### ICEROSS SOCKS

The Iceross socks are thin distally to prevent the residual limb from being pushed out of the socket as more socks are added. This will ensure good function from the socket lock. Designed with a fully knitted hole for the distal connector and proper function of the lock.

Part#	Description	Length
K-520002	Iceross Sock 2-Ply – 2 Socks in a Pack	32cm
K-520004	Iceross Sock 4-Ply – 2 Socks in a Pack	33cm

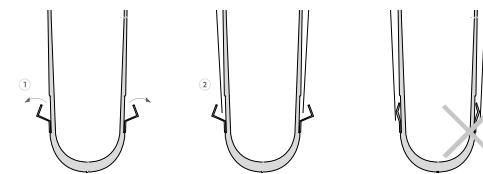


## ACCESSORIES

### ICEROSS SEAL-IN SOCKS

The Iceross Seal-In sock is designed to work in combination with the Iceross Seal-In liner to obtain an improved fit if volume reduction is experienced in the proximal area of the residuum. The Iceross Seal-In sock is intended for use above the Hypobaric Sealing Membrane (HSM™) only and should never cross it.

Part#	Size	Iceross Size	Length	Ply
K-531110	10	16-25	35cm	1
K-531113	13	26.5-34	35cm	1
K-531116	16	36-45	35cm	1
K-531120	20	50-55	35cm	1
K-531310	10	16-25	35cm	3
K-531313	13	26.5-34	35cm	3
K-531316	16	36-45	35cm	3
K-531320	20	50-55	35cm	3



Note: Loss of suspension will occur if a sock is placed over the HSM Seal.

### FLEX EVA

Especially suitable in combination with coated Seal liners

Part#	Color	Size
1820610	White	400x400x10mm
1820612	White	400x400x12mm
1820615	White	400x400x15mm



#### PROPERTIES

- Can be used to create a semi flexible comfort zone or a inner socket.

## ACCESSORIES

### COMFORT SCS

Compression material for the therapy for higher to strong oedema.

- Transfemoral, knee disarticulation and transtibial amputation
- Antibacterial properties minimise odour
- Smooth distal seam
- Smooth transition
- Integrated silicone beaded top band prevents TT roll down
- Customised hip attachment positioning allows precise TF closure placement



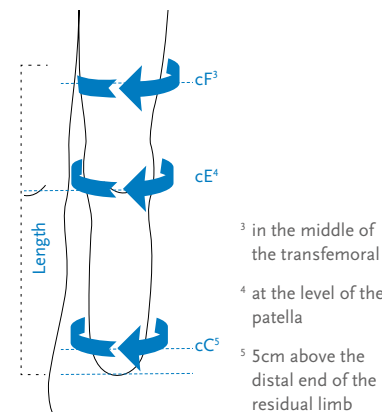
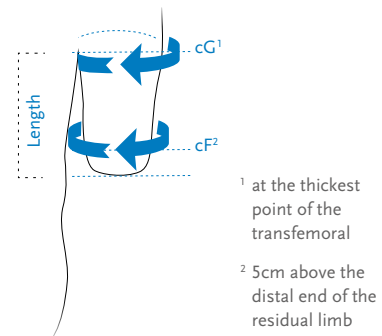
User Information	
Amputation Level:	Transfemoral, Knee Disarticulation & Transtibial

Size Information, Transfemoral						
Size	Circumference		Art. No.			
	cF <sup>2</sup>	cG <sup>1</sup>	Short 18–22cm	Medium 23–27cm	Long 28–32cm	X-Long 33–37cm
1	30–32cm	42–45cm	AK_S0W1	AK_M0W1	AK_L0W1	AK_X0W1
2	32–34cm	45–49cm	AK_S0W2	AK_M0W2	AK_L0W2	AK_X0W2
3	35–38cm	49–53cm	AK_S0W3	AK_M0W3	AK_L0W3	AK_X0W3
4	38–41cm	53–57cm	AK_S0W4	AK_M0W4	AK_L0W4	AK_X0W4
5	41–44cm	57–61cm	AK_S0W5	AK_M0W5	AK_L0W5	AK_X0W5
6	44–47cm	61–65cm	AK_S0W6	AK_M0W6	AK_L0W6	AK_X0W6

Completion Art.-No: \_=1=20–30mmHg      \_=2=30–40mmHg

Size Information, Transtibial						
Size	Circumference			Art. No.		
	cC <sup>5</sup>	cE <sup>4</sup>	cF <sup>3</sup>	Short 28–34cm	Medium 35–41cm	Long 42–48cm
0	26–28cm	28–30cm	38–40cm	BK_S0N0	BK_M0N0	BK_L0N0
1	28–30cm	30–32cm	40–42cm	BK_S0N1	BK_M0N1	BK_L0N1
2	30–33cm	32–35cm	42–45cm	BK_S0N2	BK_M0N2	BK_L0N2
3	33–36cm	35–38cm	45–48cm	BK_S0N3	BK_M0N3	BK_L0N3
4	36–39cm	38–41cm	48–51cm	BK_S0N4	BK_M0N4	BK_L0N4
5	39–42cm	41–44cm	51–54cm	BK_S0N5	BK_M0N5	BK_L0N5
6	42–45cm	44–47cm	54–57cm	BK_S0N6	BK_M0N6	BK_L0N6

Completion Art.-No: \_=1=20–30mmHg      \_=2=30–40mmHg



## ACCESSORIES

### RELAX NIGHT CARE

Relax Night Care sock is designed to treat phantom pain. The textile used is skin friendly and comfortable to wear.

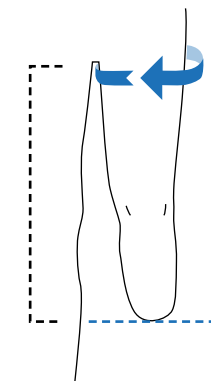
Benefits:

- Sensitive residual limb conditions with a special need for protection
- Enables maximum phantom pain reduction
- Is particularly suitable for the night and whenever the prosthesis is not being worn
- Topband for secure hold



User Information	
Amputation Level:	Transfemoral, Knee Disarticulation & Transtibial

Size Information			
Size	Circumference	Art. No.	Length
S	20–26cm	188000S	35 cm
M	26–33cm	188000M	35 cm
L	33–42cm	188000L	35 cm
XL	42–52cm	18800XL	35 cm
XXL	52–62cm	1880XXL	35 cm



#### KEY FEATURES



UMBRELLAN




## ACCESSORIES

### EASY CUT VOLUME COMPENSATION SOCK

Volume compensation sock with integrated non-slip topband. Easy to cut due to the innovative EASY CUT technology. Compensates for variations in volume and can easily be shortened to five different lengths without having to separate it. Therefore, no additional sewing is necessary. The integrated grip strip ensures a secure hold on the liner and prevents the stocking from slipping.

- This product can be used for all Seal liners from Össur.
- The grip strip on the inner side of the sock can be fixed proximal to the seals. No fixing under the seal necessary

Size Information				
Size	TFS size	TFC size	Length	Art. No.
S	26.5–32	25–28	24cm	1880010
M	34–40	30–34	24cm	1880011
L	45–50	36–40	24cm	1880012



## DIRECT SOCKETS

### INTRODUCTION

Direct Socket is a standardised, amputee-centric socket solution for both transtibial and transfemoral amputees of all activity levels that enables fabrication and delivery in one session.

Direct Sockets enable CPOs, O&P Clinics and their business owners to consistently provide end users with a high quality, correctly fitting, tailored prosthesis in one session.

The process and socket solution are designed to increase user satisfaction through improved outcomes and allows the CPO to spend time more efficiently with the user, while the user has fewer trips to the clinic.

The Direct Socket system consists of the following key components:

- Casting liners
- Materials and Material kit with all consumables needed to fabricate one socket, including fiber braids and resin
- Direct Socket Tool Kit including the Icecast tool and EVA Relief Pads

The Icecast tool is a single chamber pressure-casting system designed to distribute pressure to shape soft tissue during casting. It provides additional control over soft tissue during casting, reducing overall production time and ensuring repeatable, accurate result. EVA Relief Pads allow for pre-casting adjustments for pressure points, eliminating the need for rectification.

Key features of the Direct Socket system:

- Offers all necessary tools and materials to produce a definitive prosthetic socket
- Fabrication and delivery in one session
- Standardised process – consistent results
- Clean fabrication through contained resin handling
- The socket has a 4-hole adapter making it usable with different locking or suspension variants
- CE marked, tested according to ISO 10328



### CHARACTERISTICS

#### DIRECT SOCKET SYSTEM

Direct Socket System offers a mobile socket-making system which requires only one appointment to produce the socket. Pre-casting adjustments for pressure points eliminate the need for rectification.



## DIRECT SOCKET TT



Direct Socket TT is a socket solution for transtibial amputees of all activity levels. With the use of the Direct Socket materials and tools, the fabrication process is standardised. The materials are provided in material kits where each kit provides all the consumables needed to fabricate one socket.

Patient Profile:	
Amputation Level:	Transtibial
Impact Level:	Low to High
Maximum Patient Weight:	166kg

### FEATURES



WEATHERPROOF



## ORDERING INFORMATION

### MATERIAL KITS


Part#	Description
M-500105	Direct Socket, 5" Glass Fibers with standard distal connector, Neutral Resin
M-500107	Direct Socket, 7" Glass Fibers with standard distal connector, Neutral Resin
M-501107	Direct Socket, 7" Glass Fibers with large distal connector, Neutral Resin
M-500115	Direct Socket, 5" Glass Fibers with standard distal connector, Black Resin
M-500117	Direct Socket, 7" Glass Fibers with standard distal connector, Black Resin
M-501117	Direct Socket, 7" Glass Fibers with large distal connector, Black Resin
M-500205	Direct Socket, 5" Carbon Fiber with standard distal connector, Black Resin
M-500207	Direct Socket, 7" Carbon Fiber with standard distal connector, Black Resin
M-500315	Direct Socket, 5" Basalt Fibers with standard distal connector, Black Resin
M-500317	Direct Socket, 7" Basalt Fibers with standard distal connector, Black Resin
M-501317	Direct Socket, 7" Basalt Fibers with large distal connector, Black Resin

### Includes:

- Glass Fiber Braids (5" or 7"), Carbon Fiber Braids (5" or 7") or Basalt Fiber Braids (5" or 7")
- Resin Cartridge (200ml or 400ml, Neutral or Black colored)
- 2x60cm Silicone insulation sheets
- 1 Silicone Insulation Cap
- Trim Line Tape
- Plastic protection sheets



## DIRECT SOCKET TF



Direct Socket TF is a socket solution for transfemoral amputees of all activity levels. With the use of the Direct Socket Materials and tools and the Össur Brim, the fabrication process is standardized. The materials are provided in material kits where each kit provides all the consumables needed to fabricate one socket. The separately ordered Össur Brim is a flexible proximal silicone brim that is available in 13 sizes.

User information	
Amputation Level:	Transfemoral
Impact Level:	Low to High
Maximum Patient Weight:	166kg (365lbs)

### FEATURES



WEATHERPROOF



## ORDERING INFORMATION

### DIRECT SOCKET MATERIALS

#### Includes:

- Braids (5" or 7" or 9") in Glass or Basalt
- Resin Cartridge (neutral or black coloured)
  - 200ml included in 5" braids
  - 400ml included in 7" and 9" braids
- Silicone Insulation Sheets 2 x 60cm (2x2ft)
- Silicone Insulation Cap
- Trim Line Tape
- Plastic Protection Sheets (2 sheets)



### MATERIAL KITS

Part Number	Description
M-500105	Direct Socket, 5" Glass Fibres with standard distal connector, Neutral Resin
M-500107	Direct Socket, 7" Glass Fibres with standard distal connector, Neutral Resin
M-501107	Direct Socket, 7" Glass Fibres with large distal connector, Neutral Resin
M-501109	Direct Socket, 9" Glass Fibres with large distal connector, Neutral Resin
M-500115	Direct Socket, 5" Glass Fibres with standard distal connector, Black Resin
M-500117	Direct Socket, 7" Glass Fibres with standard distal connector, Black Resin
M-501117	Direct Socket, 7" Glass Fibres with large distal connector, Black Resin
M-501119	Direct Socket, 9" Glass Fibres with large distal connector, Black Resin
M-500315	Direct Socket, 5" Basalt Fibres with standard distal connector, Black Resin
M-500317	Direct Socket, 7" Basalt Fibres with standard distal connector, Black Resin
M-501317	Direct Socket, 7" Basalt Fibres with large distal connector, Black Resin
M-501319	Direct Socket, 9" Basalt Fibres with large distal connector, Black Resin

Maximum patient weight: 166kg



Standard Distal Connector



Large Distal Connector

## DIRECT SOCKET TF

### ORDERING INFORMATION

#### ÖSSUR BRIM

Part#	Description	Circumference
M-FBA400	Össur Brim, size 40.0	39 - 42cm
M-FBA425	Össur Brim, size 42.5	42 - 44cm
M-FBA450	Össur Brim, size 45.0	44 - 47cm
M-FBA475	Össur Brim, size 47.5	47 - 49cm
M-FBA500	Össur Brim, size 50.0	49 - 52cm
M-FBA525	Össur Brim, size 52.5	52 - 54cm
M-FBA550	Össur Brim, size 55.0	54 - 57cm
M-FBA575	Össur Brim, size 57.5	57 - 59cm
M-FBA600	Össur Brim, size 60.0	59 - 62cm
M-FBA625	Össur Brim, size 62.5	62 - 64cm
M-FBA650	Össur Brim, size 65.0	64 - 67cm
M-FBA675	Össur Brim, size 67.5	67 - 69cm
M-FBA700	Össur Brim, size 70.0	69 - 72cm

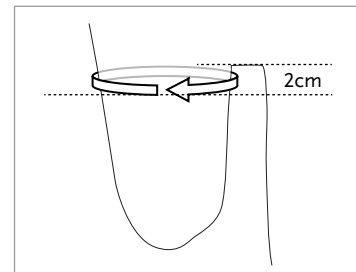


Fig. 1

#### BRIM SIZE SELECTION

1. Measure the circumference 1-2 cm below the level of the perineum (see fig. 1).
2. Select the correct brim size from the table above.

**Note.** If the circumference is between two sizes, select the larger size. If the brim will be placed high on the lateral side, think of selecting one size larger.

#### OTHER MATERIALS

Part Number	Description
M-300201	Resin Cartridge 200ml Neutral
M-300202	Resin Cartridge 200ml Black
M-300401	Resin Cartridge 400ml Neutral
M-300402	Resin Cartridge 400ml Black



## CONNECT® TF



Connect® TF is an adjustable socket indicated for low active amputees. The open socket donning feature designed into the on/off tensioning handle, helps ease of donning and doffing while the user is in sitting position. Connect TF can be custom fitted by a certified prosthetist and adjusted throughout the socket lifetime in height, angle and circumference.

User Information	
Amputation Level:	Transfemoral
Impact Level:	Low
Patient Weight Limit:	125kg
Socket Information	
Sizes:	Medium Short, Medium Standard, Large Short, Large Standard*
Weight of Socket:	1.9 kg
Liner selection:	Iceross Transfemoral Locking – size according to size table
Limited Warranty:	24 Months

\* See sizing guidelines below for reference

#### FEATURES



WATERPROOF

### ORDERING INFORMATION

Connect TF is a Configure-to-Order product. These are assembled based on the selection of components. Please refer to below socket configurations.

Select 1 of the below socket options.

#### CONNECT TF

Part#	Description
CTF0002L	Medium Short, left side
CTF0003L	Medium Standard, left side
CTF0004L	Large Short, left side
CTF0005L	Large Standard, left side
CTF0002R	Medium Short, right side
CTF0003R	Medium Standard, right side
CTF0004R	Large Short, right side
CTF0005R	Large Standard, right side

Note: A locking pin is included

Select the type of locking liner in the quantity of 1 or 2 to determine package applied.

#### ICEROSS TRANSFEMORAL LOCKING LINER

Part#	Profile	Suspension Method	Matrix
I-7032XX	Standard 2mm	Locking	Full Length
I-7132XX	Conical 3mm		

#### AKOS

Part#	Profile	Suspension Method	Matrix
M-8955XX	Standard 2mm	Locking	Full Length
M-8956XX	Conical 3mm		

#### RELAX

Part#	Profile	Suspension Method	Matrix
M-8955XX	Standard 2mm	Locking	Full Length
M-8956XX	Conical 3mm		





## CONNECT® TF

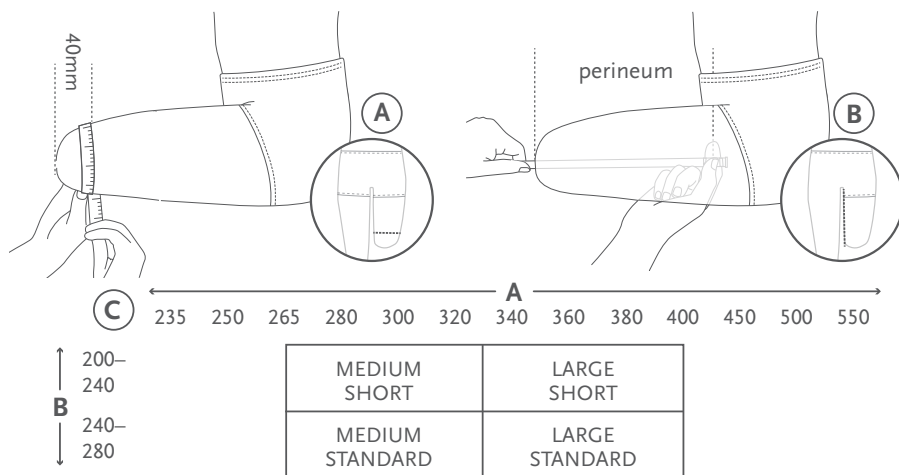
The Connect TF socket should be used together with:

- Össur components and adapters

### SIZE SELECTION

1. Have the user sit down
2. Measure the circumference of the residual limb at 40mm from the distal end (A)  
**Note.** It is important to take this measurement with the user sitting
3. Measure the length of the residual limb from the distal end to perineum (B)
4. Select the correct size from the sizing guidelines (C) or size selection table below

### SIZING GUIDELINES



### SIZE SELECTION TABLE

Connect TF Size	Liner size (circumference 40mm from distal)	Residual limb length
Medium Short	26.5 – 32 (265-320mm)	200-240mm
Medium Standard	26.5 – 32 (265-320mm)	240-280mm
Large Short	34 – 40 (340-400mm)	200-240mm
Large Standard	34 – 40 (340-400mm)	240-280mm

## CONNECT® TF

### SPARE PARTS

Part#	Description
CTF10001	Medium Distal End – distal end used for sizes Medium-Short and Medium-Standard
CTF10002	Large Distal End – distal end used for sizes Large-Short and Large-Standard
CTF10008	Connect TF Locking Knee Lanyard Kit – Contains all the parts needed to fix the locking knee release mechanism onto the Connect TF socket
CTF10012	Connect TF Handle – left
CTF10013	Connect TF Handle – right

### TOOLS

Part#	Description
CTF10009	Bobbin Screwdriver Kit

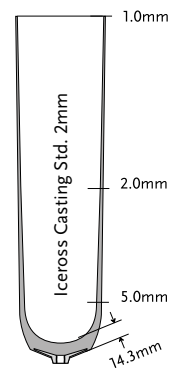
Picture	Code	Description
1.	CTF10001	Medium Distal End
2.	CTF10002	Large Distal End
3.	CTF10008	Connect TF Locking Knee Lanyard Kit
4.	CTF10012	Connect TF Handle – left
5.	CTF10013	Connect TF Handle – right
6.	CTF10009	Bobbin Screwdriver Kit



## ICEROSS® DIRECT CASTING LINER



The Iceross Direct Casting Liner has been developed specifically for direct lamination using the Direct Socket system. This series of casting liners produce a good final socket fit when a socket for a 3mm standard profile Iceross liner is being made.



User Information	
Amputation Level:	Trans tibial
Liner information	
Size Standard:	18,20,22,23.5,25,26.5,28,30,32,34.
Profile:	2mm

### SUSPENSION METHOD



LOCKING

### PART NUMBER INFORMATION

Part#	Profile	Suspension Method
I-09DCXX	2mm	Locking

## DIRECT SOCKET TOOL KIT



Direct Socket Tool Kit provides the prosthetist with the tools to consistently make a reliable and well-fitting socket using the Direct Socket system. The toolkit includes the Icecast bladder and pump, a single chamber pressure-casting system designed to optimally distribute pressure to shape soft tissue during casting. The pressure-casting system loads the residual limb, eliminating the need for modification of the resultant socket shape. A reinforcing matrix makes the chamber durable, and controls elongation.

Part#	Description
M-500300	Direct Socket Tool Kit


Includes:

- Icecast Pump
- Icecast Bladder
- Icecast Case
- Resin Injection Tools (200ml and 400ml)
- Distal Attachment Tool
- Tape Ring Kits (Standard and Large)
- Lanyard Cord
- Relief Pads EVA
- Sheet straps
- Brim Tape



## DIRECT SOCKET TOOLS AND TOOL KIT SPARE PARTS

Picture#	Part#	Description
1.	D-040510	Icecast Pump
2.	D-040520	Icecast Bladder
3.	M-400201	Resin Injection Tool, 200 ml
3.	1950504	Resin Injection Tool, 400 ml
4.	D-040532	Distal Attachment Tool for Direct Socket
5.	D-040534	Distal Attachment Tool for Plaster Casting
6.	D-040552	Tape Ring Kit - Standard
7.	D-040553	Tape Ring Kit - Large
8.	M-100001	Relief Pads EVA
9.	M-500330	Trolley for Icecast Case
10.	M-110011	Sheet straps
11.	M-100120	Brim Tape
12.	ODC20011	Sheet applicator, small
13.	ODC20012	Sheet applicator, large




## DIRECT SOCKET MATERIALS

### FIBER BRAIDS

Part#	Description
M-100601	5 in Basalt Fibers with standard distal connector
M-100610	5 in Basalt Fibers with standard distal connector 10pcs
M-100602	7 in Basalt Fibers with standard distal connector
M-100620	7 in Basalt Fibers with standard distal connector 10pcs
M-100603	7 in Basalt Fibers with large distal connector
M-100630	7 in Basalt Fibers with large distal connector 10pcs
M-100604	9 in Basalt Fibers with large distal connector
M-100640	9 in Basalt Fibers with large distal connector 10pcs
M-100101	5 in Glass Fibers with standard distal connector
M-100110	5 in Glass Fibers with standard distal connector 10pcs
M-100201	7 in Glass Fibers with standard distal connector
M-100210	7 in Glass Fibers with standard distal connector 10pcs
M-100302	7 in Glass Fibers with large distal connector
M-100320	7 in Glass Fibers with large distal connector 10pcs
M-100303	9 in Glass Fibers with large distal connector
M-100330	9 in Glass Fibers with large distal connector 10pcs
M-100401	5 in Carbon Fibers with standard distal connector
M-100410	5 in Carbon Fibers with standard distal connector 10pcs
M-100501	7 in Carbon Fibers with standard distal connector
M-100510	7 in Carbon Fibers with standard distal connector 10pcs
M-100101L	5 in Glass fibers with standard distal connector - 70 cm*
M-100201L	7 in Glass fibers with standard distal connector - 70*
M-100302L	7 in Glass fibers with large distal connector - 70 cm*
M-100303L	9 in Glass fibers with large distal connector - 70 cm*
M-100601L	5 in Basalt fibers with standard distal connector - 70 cm*
M-100602L	7 in Basalt fibers with standard distal connector - 70 cm *
M-100603L	7 in Basalt fibers with large distal connector - 70 cm *
M-100604L	9 in Basalt fibers with large distal connector - 70 cm *

\*not a stock item, made by order only

Picture#	Part#	Description
1.	M-300201	Resin Cartridge 200ml Neutral
1.	M-300202	Resin Cartridge 200ml Black
1.	M-300401	Resin Cartridge 400ml Neutral
1.	M-300402	Resin Cartridge 400ml Black
2.	M-400206	Bottom Seal for Direct Socket
3.	M-400301	Silicone Insulation Sheet, 2x60cm
4.	M-200161	Silicone Insulation Cap





## DIRECT SOCKET MATERIALS

### COMPONENTS

Össur recommends that the following products are used in conjunction with the Direct Socket System.




Picture#	Part#	Description
1.	L-661000	600 Modular Spacer for Icelock 600 Series*
2.	L-621100	Icelock Ratchet 621 Adaptation Kit
3.	L-631100	Icelock Lanyard 631 Adaptation Kit
4.	L-651100	Icelock Smooth 651 Adaptation Kit

\*Must be used with Icelock® 600 series.


Picture#	Part#	Description
5.	L-551002	Icelock Expulsion Valve 551*
6.	L-544050	Icelock 544 Direct Socket Adapter Plate**
7.	L-544521	Icelock 544 Plate Expulsion**
7.	L-544511	Icelock 544 Plate Unity**

\* To be used with Cushion liners; \*\* To be used with Seal-In liners

Picture#	Part#	Description
8.	A-242500	4-Hole Female Pyramid with 20/20 Offset

Picture#	Part#	Description
9.	L-214100	Icelock Clutch 4H 214 for Direct Socket System 
10.	L-562400	Icelock 562 for Direct Socket* 
	L-562410	Icelock 562 passive Vacuum for Direct Socket* 

\* To be used with Iceross Seal-In X Locking liner




## PRESSURE PADS

The Pressure Pads are designed to reduce peak pressures in sockets due to prominent bony areas. Made from a non-compressible silicone that optimises pressure redistribution, pressure pads can improve the comfort of laminated, thermoformed or directly manufactured sockets such as the Modular Socket System. The pads feature a self-adhesive backing to enable easy application.

### KITS

Picture#	Part#	Description
1.	K-190100	Set No. 1, 5 pads (one small disc, one medium disc, one large disc, one spoon pad and one cylindrical pad)
2.	K-190101	Discs, 6 pads in 3 sizes (2 small, 2 medium, 2 large)
3.	K-190102	Spoon (2 large pads)
4.	K-190104	Cylindrical (8 large pads)
5.	K-190110	Set No. 2, 8 pads (one small spoon, 2 cylindrical, small and large; 2 oval, small and large; 2 drops and one horse shoe)
6.	K-190115	Oval, 8 pads, (4 small, 4 large)
7.	K-190150	Ergo pads



## ÖSSUR KNEES AND LEGS

### ÖSSUR BALANCE SOLUTIONS



BALANCE KNEE OFM1



BALANCE KNEE OFM2



TOTAL KNEE 1900

### ÖSSUR DYNAMIC SOLUTIONS



RHEO KNEE



RHEO KNEE XC



PASO KNEE



POWER KNEE



TOTAL KNEE 2100



TOTAL KNEE 2000

## RHEO KNEE®

UNITY  
COMPATIBLE

### INTRODUCTION

The RHEO KNEE is a microprocessor-controlled knee with an optimal combination of stability and safety. It enables exceptionally natural and effortless gait – even on difficult terrain. The RHEO KNEE is easy to fit, and delivers reliable user outcomes.

### KEY FEATURES

- Auto adaptive real-time stance and swing control.
- Dependable and easy swing initiation on all surfaces.
- Automatic stumble recovery.
- Manual extension lock.
- Weatherproof design allows exposure to fresh water splashes.
- Accompanying Össur Logic app for iOS devices provides:
  - Simple practitioner setup and adjustment, and printable user activity reports.
  - Functional training exercises for improved user confidence.
  - Selection of user preferences and monitoring of step count and battery charge level.
- Smart Extension makes raising from a squatted position easier with less resistance.
- Facilitates stepping over obstacles and stepping backwards.

### RECOMMENDED WITH



Seal-In® X TF liner



Pro-Flex®



Pro-Flex® LP



Pro-Flex® XC



Pro-Flex® XC  
Torsion



ÖSSUR KNEES  
AND LEGS

ÖSSUR KNEES  
AND LEGS

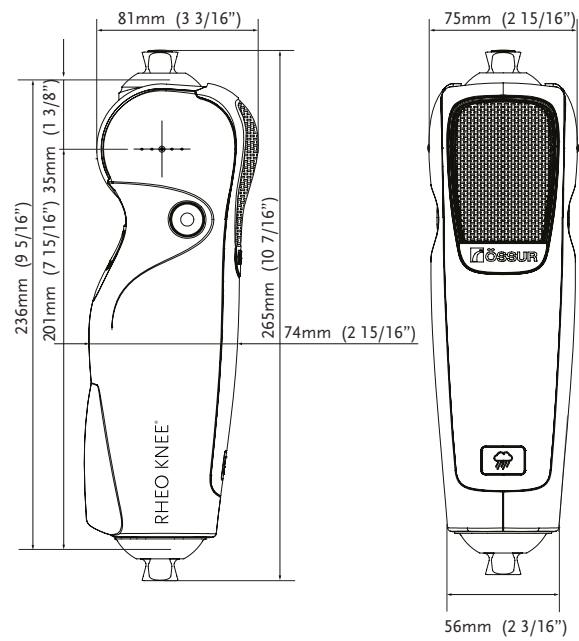
## RHEO KNEE®



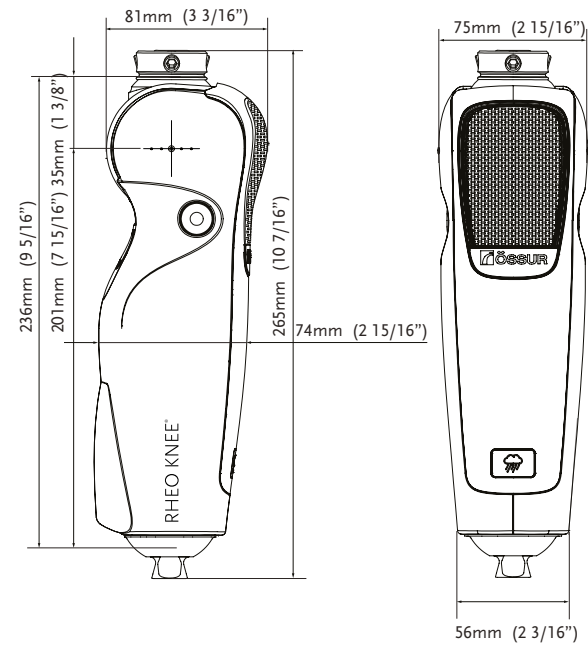
User Information	
Amputation Level:	Transfemoral and Knee Disarticulation
Impact Level:	Low to Moderate
Maximum Patient Weight:	136kg
Knee Information	
Net weight:	Approx. 1.6 kg
Build Height:	236mm
Knee Flexion:	120°
Aluminum Frame Construction	
Weatherproof	

## CLEARANCE

### RHEO KNEE



### RHEO KNEE WITH THREADED TOP ADAPTER (A - 145310)



## RHEO KNEE®

### KITS

#### RHEO KNEE KIT

Part#	Description
RKN130005	5 Years Warranty (Incl. Service Check at 40 Months)

- Includes:
- RHEO KNEE
  - RHEO KNEE Power Supply w/Plug
  - Terms of warranty
  - Instructions for use

#### RHEO KNEE KIT WITH THREADED TOP ADAPTER:

RHEO KNEE with threaded top adapter is the solution for knee disarticulation amputees and those with long residual limbs.

To order RHEO KNEE with threaded top adapter, order the RHEO KNEE Kit and add Össur's Female Pyramid Insert to the order.

Part#	Description	Height	Weight
A-145310	Female Pyramid Insert / Threaded Top Adapter	9mm	33g



#### RHEO KNEE ACCESSORIES

Part#	Description
N/A	ÖSSUR LOGIC for iOS devices is available on the App Store

# RHEO KNEE®

## COMPONENTS

### POWER SUPPLY

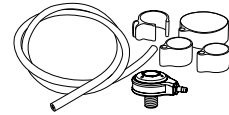
Part#	Description
CME50110	Power Supply w/Plug



## UNITY

### UNITY KITS

Part#	Description	Applicable Foot Kits
UTF0001	Unity TF Valve Kit	All



ÖSSUR KNEES AND LEGS

# RHEO KNEE® XC



## INTRODUCTION

The RHEO KNEE XC is a microprocessor-controlled knee designed to support patients from early rehabilitation to full recovery with its effortless, intuitive, and stable functionality. It builds on reliable and clinically proven technology, delivering outstanding user outcome.

## KEY FEATURES

- Supports rehabilitation and increased mobility; including cycling, walk-to-run, and stair ascent.
- Auto adaptive real-time stance and swing control.
- Dependable and easy swing initiation on all surfaces.
- Automatic stumble recovery.
- Manual extension lock.
- Weatherproof design allows exposure to fresh water splashes.
- Accompanying Össur Logic app for iOS devices provides:
  - Simple practitioner setup and adjustment, and printable user activity reports.
  - Functional training exercises for improved user confidence.
  - Selection of user preferences and monitoring of step count and battery charge level.
- Smart Extension makes raising from a squatted position easier with less resistance.



ÖSSUR KNEES AND LEGS

## RECOMMENDED WITH



Seal-In® X TF liner



Pro-Flex®



Re-Flex® Shock



Pro-Flex® XC Torsion




Pro-Flex® XC

\*Note. Pro-Flex can not be used for high impact activities.





## RHEO KNEE® XC

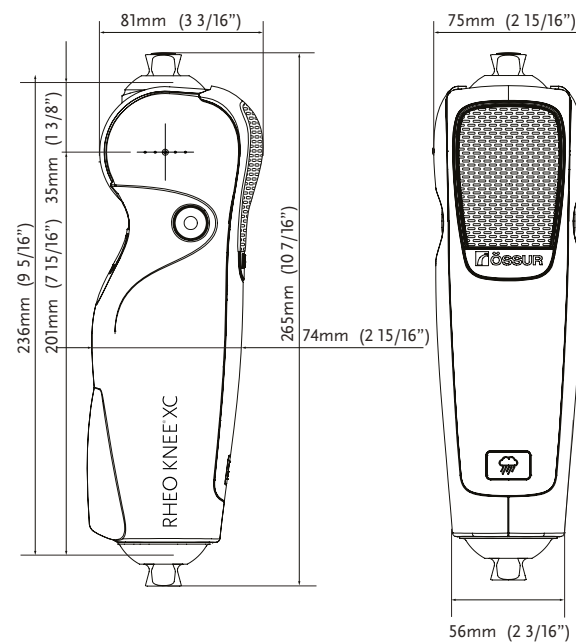


User Information		
Amputation Level:	Transfemoral and Knee Disarticulation	
Impact Level:	Low to moderate	High
Maximum Patient Weight:	136 kg	110 kg

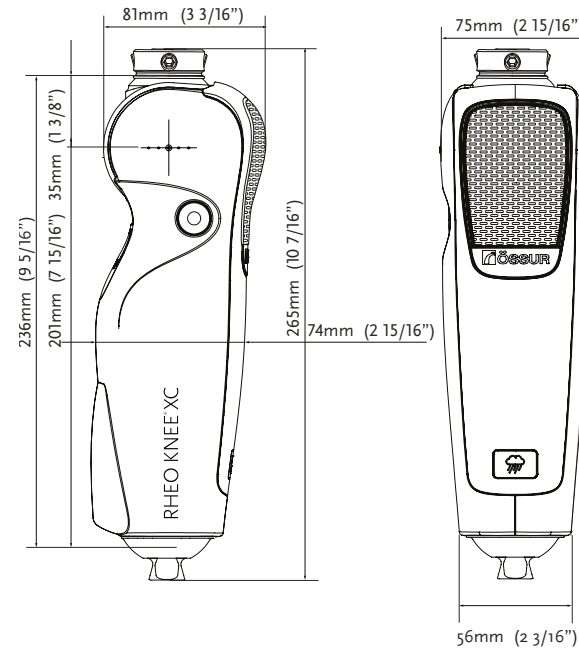
Knee Information	
Net weight:	1.6 kg
Build Height:	236 mm
Knee Flexion:	120°
Aluminum Frame Construction	
Weatherproof	

## CLEARANCE

RHEO KNEE XC



RHEO KNEE XC WITH THREADED TOP ADAPTER (A - 145310)



## RHEO KNEE® XC

### KITS

#### RHEO KNEE XC KIT

Part#	Description
RKNXC0005	5 Years Warranty (Incl. Service Check at 40 Months)

- Includes:
- RHEO KNEE XC
  - RHEO KNEE Power Supply w/Plug
  - Terms of warranty
  - Instructions for use

#### RHEO KNEE XC KIT WITH THREADED TOP ADAPTER:

RHEO KNEE XC with threaded top adapter is the solution for knee disarticulation amputees and those with long residual limbs.

To order RHEO KNEE XC with threaded top adapter, order the RHEO KNEE XC Kit and add Ossur's Female Pyramid Insert to the order.

Part#	Description	Height	Weight
A-145310	Female Pyramid Insert / Threaded Top Adapter	9mm	33g



#### RHEO KNEE ACCESSORIES

Part#	Description
N/A	ÖSSUR LOGIC for iOS devices is available on the App Store

## RHEO KNEE® XC

### COMPONENTS

#### POWER SUPPLY

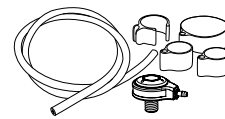
Part#	Description
CME50110	Power Supply w/Plug




### UNITY

#### UNITY KITS

Part#	Description	Applicable Foot Kits
UTF0001	Unity TF Valve Kit	All



## PASO KNEE



Paso Knee is a pneumatic, polycentric knee joint. The intelligent swing phase control adapts automatically to the user's walking speed. The four different socket connection options enable use by different amputation levels.

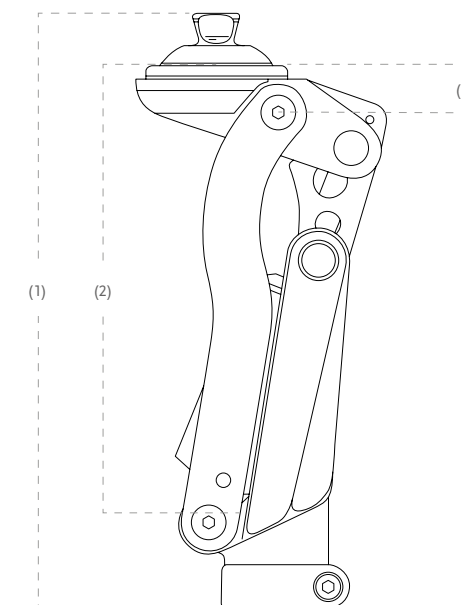
- Swing phase control with auto-adaptive pneumatic system
- Works straight “out of the box” – ready for use without long adjustment time
- Highly solid construction
- Different walking speed is supported up to 7 km/h.
- Powerful and smooth-running
- High knee flexion angle up to 150°



Patient Profile:	
Amputation Level:	Transfemoral, Knee Disarticulation
Impact Level:	Low to High
Maximum Patient Weight:	136kg

Product Information:				
	Paso Knee with pyramid	Paso Knee with IKF adapter	Paso Knee with loop adapter	Paso Knee with 3 arm adapter
Build Height (1):	215mm	230mm	207mm	205mm
Build Height (2):	158mm	174mm	168mm	166mm
Build Height (3):	18mm	33mm	27mm	27mm
Weight of Knee:	1050g	1180g	1065g	1145g
Flexion:	approx. 150°	approx. 150°	approx. 150°	approx. 150°

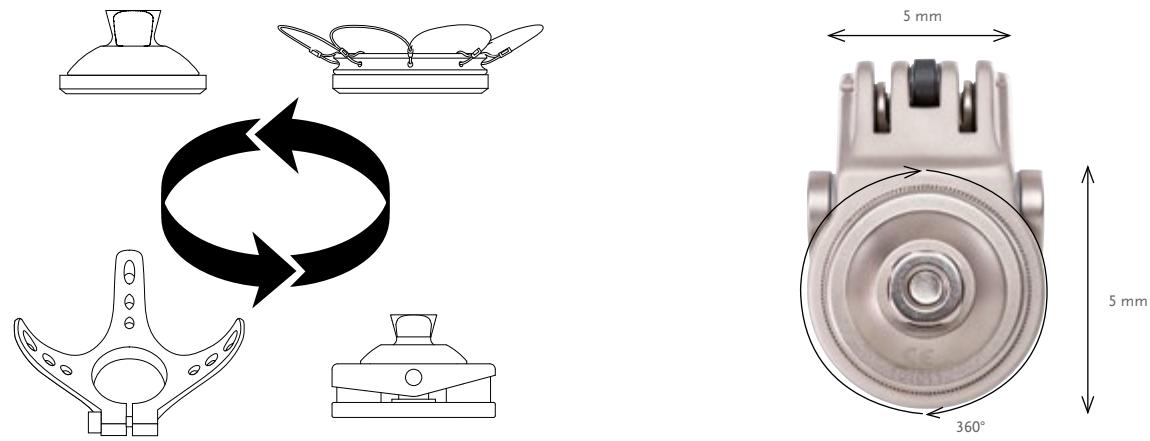
### CLEARANCE



## PASO KNEE

### KITS

Part#	Description
1728180	Paso Knee with pyramid
1728181	Paso Knee with IKF adapter
1728182	Paso Knee with loop adapter
1728183	Paso Knee with 3 arm adapter



## LOCKING KNEE



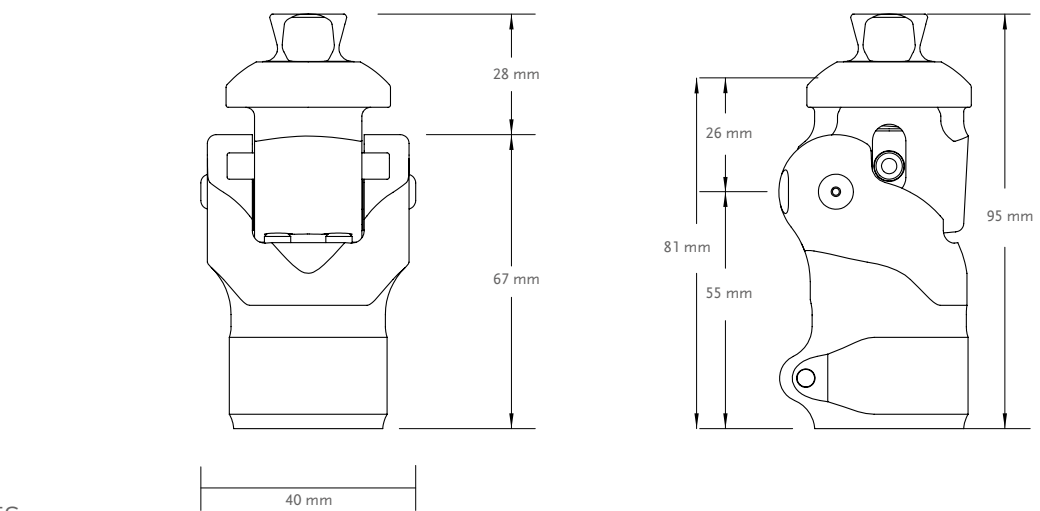
Locking Knee from Össur is a simple, reliable and lightweight knee joint for the low active amputee. Locking Knee is intended to be used during rehabilitation and as a permanent solution with the low active amputee.

Patient Profile:	
Amputation Level:	Transfemoral
Impact Level:	Low
Maximum Patient Weight:	125kg

Product Information:	
Knee Axis Height:	26mm
Weight of Knee:	0.248kg
Flexion:	Stop at 140°



### CLEARANCE



### KITS

Part#	Description
LKN12500	Locking Knee

Includes:  
• Lanyard Kit

Part#	Description
LKN12590	Lanyard Release Kit

# POWER KNEE™



## INTRODUCTION

The Power Knee is the world's first motor-powered microprocessor knee. Active assistance powers flexion and extension to mimic concentric and eccentric muscle activity. Advanced sensors accurately detect the user's movements and inform the microprocessor where state-of-the-art artificial intelligence enables the knee to respond to the user's needs.

A powerful motor provides consistent stance phase but also free swing phase. Delivering active extension when standing up, controlled resistance when descending, active flexion and extension during walking and energy returning stance flexion, Power Knee facilitates symmetrical weight distribution and natural gait.

## KEY FEATURES

- Auto-adaptive real-time stance and swing control
- Energy returning stance flexion
- Active assistance in level-ground walking, step-over-step stair ascent and when standing up
- Intuitive knee lock when standing, facilitating equal weight distribution
- 25 hour typical usage on a single battery
- Replaceable battery, can be charged in knee or separately
- Accompanying Össur Logic app for iOS devices provides simple practitioner setup and adjustment



## RECOMMENDED WITH



Seal-In® X TF liner



Pro-Flex® Pivot



Pro-Flex® LP Torsion



Pro-Flex® XC Torsion

# POWER KNEE™



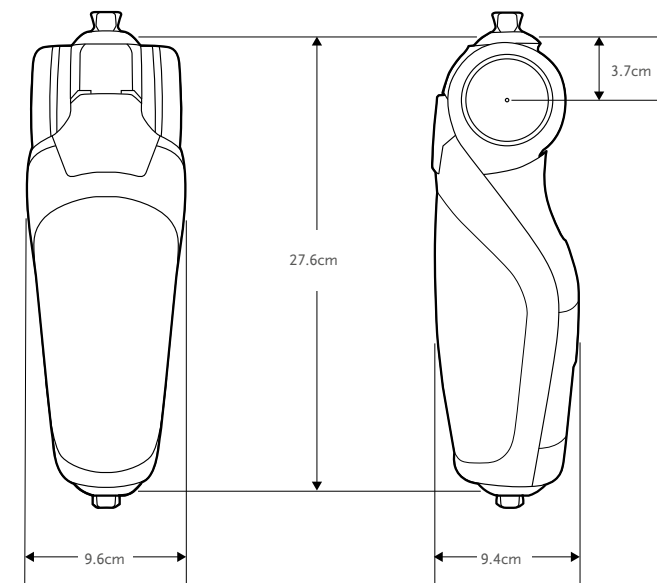
### User Information

Amputation Level:	Transfemoral and Knee Disarticulation
Impact Level:	Low to Moderate
Maximum Patient Weight:	116kg

### Knee Information

Weight (incl. Battery):	2.6kg
Build Height:	276mm
Knee Flexion:	120°

## CLEARANCE



## KITS

### POWER KNEE KIT

Part#	Description
PKA10001	Power Knee incl. 2 Years Warranty

- Includes:
- POWER KNEE
  - Lithium Ion Battery Pack
  - Power Supply
  - Instruction for use



## POWER KNEE™

### COMPONENTS

#### POWER KNEE BATTERY

Part#	Description
PKA10002	Power Knee Battery

#### POWER SUPPLY

Part#	Description
CME50110	Power Supply w/Plug



### EXTENDED WARRANTY

#### POWER KNEE ADDITIONAL WARRANTY\*

Part#	Description
PKA01GE1Y	1 Year Additional Warranty
PKA01GE2Y	2 Year Additional Warranty
PKA01GE3Y	3 Year Additional Warranty
PKA01GE4Y	4 Year Additional Warranty

### SERVICE CHECK

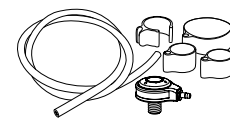
#### POWER KNEE SERVICE CHECK

Part#	Description
PKA01SC01	Power Knee Service Check, Standard
PKA01SC02	Power Knee Service Check, Extended


### UNITY

#### UNITY KITS

Part#	Description	Applicable Foot Kits
UTF0001	Unity TF Valve Kit	All



## BALANCE™ KNEE OFM2



Balance Knee OFM2 is a light monocentric knee joint with a brake function and a locking lever. Its 2-in-1 function supports use in the rehabilitation phase, and as a locked knee joint, it is particularly suitable for first standing and walking exercises. As the user grows more mobile, the CPO can activate the flexion and extension functions. The brake unit guarantees a controlled flexion and extension profile.

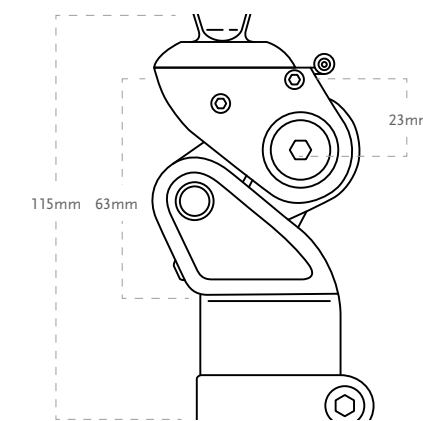
- Locking function for a high degree of safety during first standing and walking exercises
- Flexion and extension can be released depending on the patient's progress
- Adaptable levels of safety for use in therapy
- Rates of flexion and extension can be adapted to the user



Patient Profile:	
Amputation Level:	Transfemoral
Impact Level:	Low to Moderate
Maximum Patient Weight:	125kg

Product Information:	
Build Height:	115mm
Weight of Knee:	0.495kg
Flexion:	145°

### CLEARANCE



### KITS

Part#	Description
1721120	Balance Knee OFM2

## BALANCE™ KNEE OFM1



Balance Knee OFM1 is a mechanical polycentric knee joint that is suitable for users with high safety requirements. The knee can be locked (e.g. when standing) and is therefore particularly appropriate for new amputees and less mobile users.

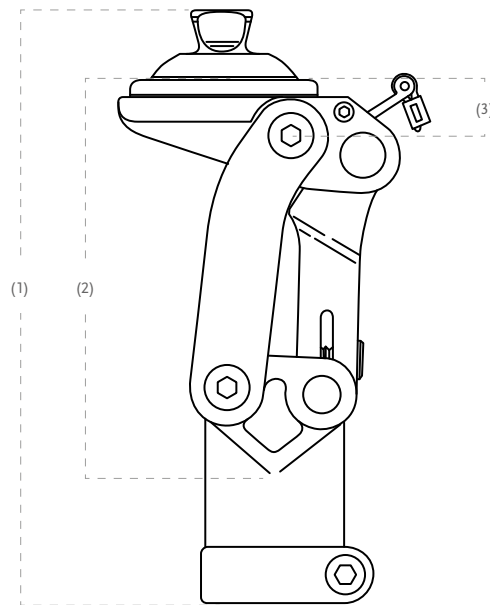
- Locking function for a high degree of safety; ideal for first standing and walking exercises
- Flexion and extension can be locked or released depending on the patient's progress
- More ground clearance for a safer and more confident gait
- Rates of flexion and extension can be adapted to the user. Flexion range up to 150 degrees.
- Integrated rotation and shift adjustment in the socket connector



Patient Profile:	
Amputation Level:	Transfemoral and Knee Disarticulation
Impact Level:	Low to Moderate
Maximum Patient Weight:	136 kg

Product Information:				
	Balance Knee OFM1 with Pyramid	Balance Knee OFM1 with IKF adapter	Balance Knee OFM1 with Loop adapter	Balance Knee OFM1 with 3-arm adapter
Build Height (1):	159mm	174mm	151mm	151mm
Build Height (2):	107mm	122mm	116mm	116mm
Build Height (3):	18mm	33mm	27mm	27mm
Weight of Knee:	approx. 640g	approx. 770g	approx. 650g	approx. 735g
Flexion:	Stop at 150°	Stop at 150°	Stop at 150°	Stop at 150°

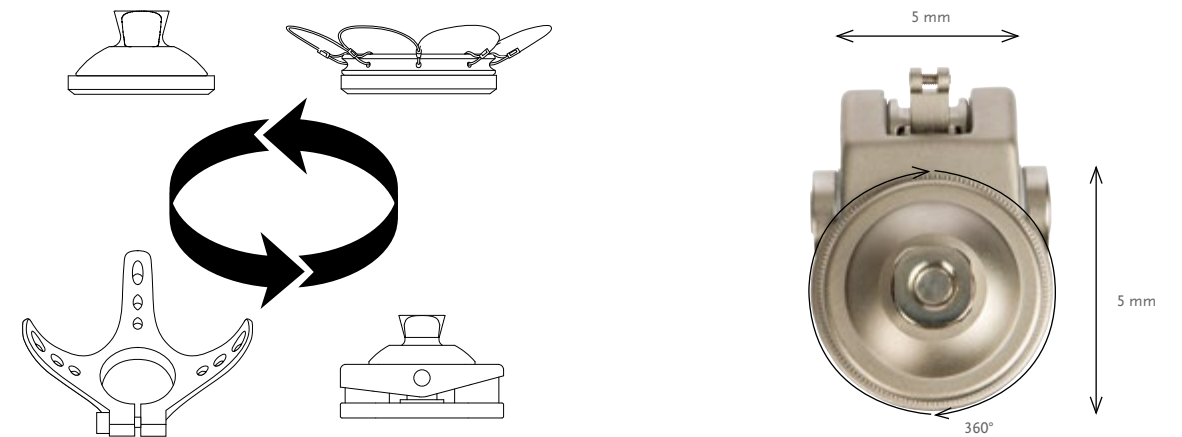
### CLEARANCE



## BALANCE™ KNEE OFM1

### KITS

Part#	Description
1721126	Balance Knee OFM1 with Pyramid
1721127	Balance Knee OFM1 with IKF adapter
1721128	Balance Knee OFM1 with Loop adapter
1721129	Balance Knee OFM1 with 3-arm adapter



## BALANCE™ KNEE OM8



The Balance Knee OM8 is a polycentric knee joint with a stable aluminium frame construction. The joint is suitable for users with low functional levels, with a high to very high need for safety, and a maximum body weight of 136 kg.

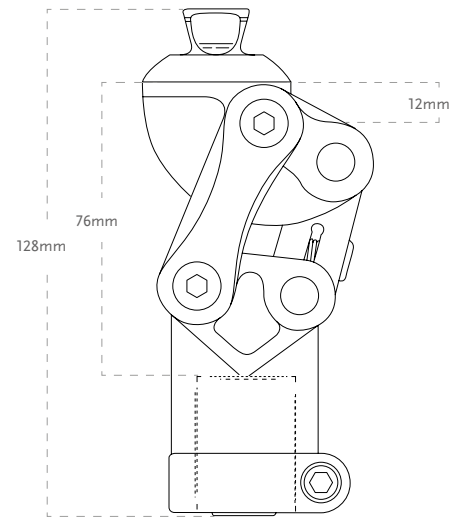
- Adjustable axle geometry
- Integrated extension spring
- Adjustable axle friction
- High knee flexion angle up to 160°



Patient Profile:	
Amputation Level:	Transfemoral
Impact Level:	Low to Moderate
Maximum Patient Weight:	136kg

Product Information:	
Build Height:	128mm
Weight of Knee:	0.445kg
Flexion:	160°

### CLEARANCE



### KITS

Part#	Description
1723178	Balance Knee OM8

## TOTAL KNEE® 1900



The knee accommodates everyday walking requirements. Through use of friction within an elastic polymer medium, the swing phase is controlled and steady. That combined with the extension promoter which assists in limiting heel rise and moving the knee into a fully extended position, ensures every amputee has access to the superior attributes of a Total Knee.

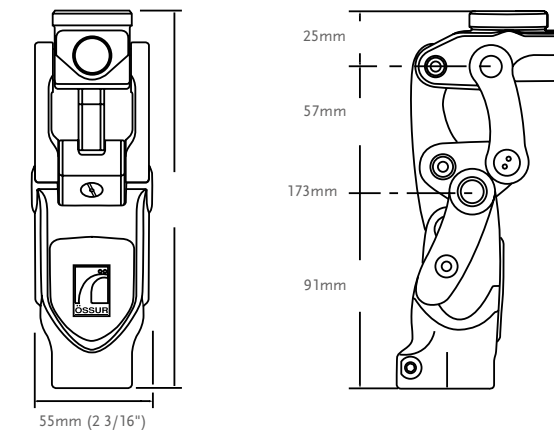
- Polycentric knee with geometric locking system.
- Unique swing phase control through use of friction within an elastic polymer medium.
- Adjustable stance flexion.
- Adjustable extension promoter.
- Low build height, useful for long transfemoral limbs or knee disarticulation.



Patient Profile:	
Amputation Level:	Transfemoral and Knee Disarticulation
Impact Level:	Low
Maximum Patient Weight:	100kg

Product Information:	
Build Height:	173mm
Weight of Knee:	0.675kg
Flexion:	Stop at 160°

### CLEARANCE



### KITS

Part#	Description
1900	Total Knee 1900**

\* The knee comes with the red bumper fitted.

\*\*Total Knee 1900/2000 user video (TV0005) is included in the box. The video contains basic information for the user.

## TOTAL KNEE® 1900

### COSMETIC FINISHING

Picture	Part#	Description
1	2047	Shin Fairing, Black
2	2052	Knee Cap, Small, Black
3	2053	Knee Cap, Large, Beige



### COMPONENTS

#### BUMPER SELECTION CHART

Part#	Description	Color	Durometer	Patient Weight
2000-204G	Bumper	Green	Soft	35kg to 50kg
2000-204B	Bumper	Black	Regular	50kg to 70kg
2000-204R	Bumper	Red	Firm	70kg to 90kg
2000-204Y	Bumper	Yellow	Extra firm	90kg to 100kg



#### BUMPER KIT

Part#	Description
2000-Kit	A complete set of bumpers and shims

#### Includes:

- 1 Bumper of each durometer:
- 1 Shim 0.38mm
- 1 Shim 0.76mm

#### BUMPER COVER

Part#	Description
2059	Bumper cover for Total Knee 1900 and 2000

#### SHIMS

Part#	Description
2000-205A	0.38mm Plastic Shim
2000-205B	0.76mm Plastic Shim

#### EXTENSION PROMOTER

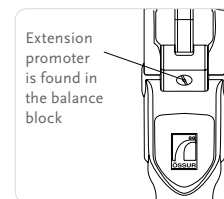
Part#	Description
1905	Assists in limiting heel rise and moving the knee into a fully extended position

#### EXTENSION ASSIST

Part#	Description
2070S	Fully assembled extension assist with yellow (regular) spring inserted

#### Includes:

- Blue spring (firm)
- Red spring (extra firm)




## TOTAL KNEE® 1900

### COMPONENTS

#### TOTAL KNEE ADAPTERS

Picture	Part#	Description	Material	Weight Limit	Weight
1.	A-114040	4- Prong Socket Adapter	Stainless Steel	166kg	158g
2.	A-122300	Euro 4-Hole Adapter	Aluminum	125kg	70g
3.	A-834300	Male Pyramid Adapter	Stainless Steel	100kg	111g
3.	A-835300	Male Pyramid Adapter	Titanium	166kg	80g
4.	A-845300	Female Pyramid Adapter	Titanium	166kg	85g

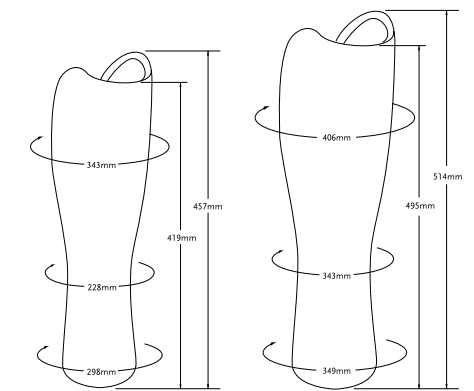


### COSMETIC FINISHING FOR TOTAL KNEE

#### DISCONTINUOUS COSMETIC FOAM

Part#	Description
2075R	Cosmetic Foam Cover, Regular - for use with Total Knee 1900 and 2000
2075L	Cosmetic Foam Cover, Large - for use with Total Knee 1900 and 2000

- Beige toned
- Designed to fit over Total Knee® Range
- Designed to fit left or right
- Internally shaped to accommodate knee cap, shin ferrule and 30mm tube



Part# 2075R Regular

Part# 2075L Large



## TOTAL KNEE® 2000

UNITY  
COMPATIBLE



This is the go-to knee for superior shock absorption, increased comfort and a more natural gait. Mid-swing shortening offers increased toe clearance during swing to prevent hip-hiking and the 3-phase hydraulic swing control accommodates changes in walking speed. Plus, the adjustable stance flexion feature mimics the knee flexion that occurs during early stance, reducing shock and stress on the residual limb.

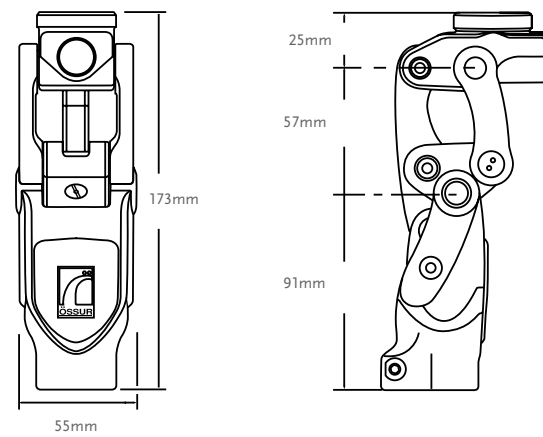
- Polycentric knee with geometric locking system.
- Swing control adjustments through 3-phase (3-valve) hydraulic system.
- Adjustable stance flexion.
- Adjustable extension promoter.
- Low build height, useful for long transfemoral limbs or knee disarticulation.



Patient Profile:	
Amputation Level:	Transfemoral and Knee Disarticulation
Impact Level:	Moderate to High
Maximum Patient Weight:	100kg

Product Information:	
Build Height:	173mm
Weight of Knee:	0.69kg
Flexion:	Stop at 160°

### CLEARANCE



### KITS

Part#	Description
2000	Total Knee 2000**

\*The knee comes with the red bumper fitted.  
\*\*Total Knee 1900/2000 user video (TV0005) is included in the box. The video contains basic information for the user.

## TOTAL KNEE® 2000

### COSMETIC FINISHING

Picture	Part#	Description
1	2047	Shin Fairing, Black
2	2052	Knee Cap, Small, Black
3	2053	Knee Cap, Large, Beige



### COMPONENTS

#### BUMPER SELECTION CHART

Part#	Description	Color	Durometer	Patient Weight
2000-204G	Bumper	Green	Soft	35kg to 50kg
2000-204B	Bumper	Black	Regular	50kg to 70kg
2000-204R	Bumper	Red	Firm	70kg to 90kg
2000-204Y	Bumper	Yellow	Extra firm	90kg to 100kg



#### BUMPER KIT

Part#	Description
2000-Kit	A complete set of bumpers and shims



- Includes:
- 1 Bumper of each durometer:
  - 1 Shim 0.38mm
  - 1 Shim 0.76mm

#### BUMPER COVER

Part#	Description
2059	Bumper cover for Total Knee 1900 and 2000

#### SHIMS

Part#	Description
2000-205A	0.38mm Plastic Shim
2000-205B	0.76mm Plastic Shim

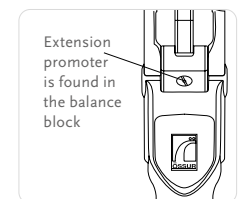
#### EXTENSION PROMOTER

Part#	Description
1905	Assists in limiting heel rise and moving the knee into a fully extended position

#### EXTENSION ASSIST

Part#	Description
2070S	Fully assembled extension assist with yellow (regular) spring inserted

- Includes:
- Blue spring (firm)
  - Red spring (extra firm)



## TOTAL KNEE® 2000

### COMPONENTS

#### TOTAL KNEE ADAPTERS

Picture	Part#	Description	Material	Weight Limit	Weight
1.	A-114040	4- Prong Socket Adapter	Stainless Steel	166kg	158g
2.	A-122300	Euro 4-Hole Adapter	Aluminum	125kg	70g
3.	A-834300	Male Pyramid Adapter	Stainless Steel	100kg	111g
3.	A-835300	Male Pyramid Adapter	Titanium	166kg	80g
4.	A-845300	Female Pyramid Adapter	Titanium	166kg	85g

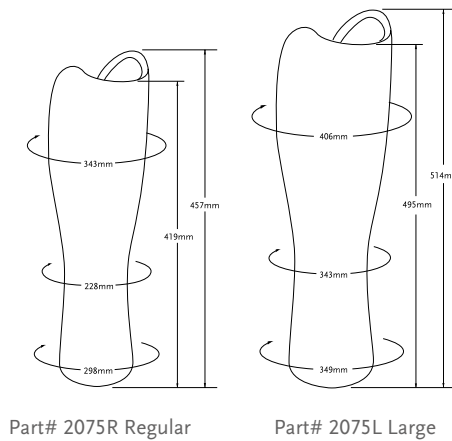


### COSMETIC FINISHING FOR TOTAL KNEE

#### DISCONTINUOUS COSMETIC FOAM

Part#	Description
2075R	Cosmetic Foam Cover, Regular - for use with Total Knee 1900 and 2000
2075L	Cosmetic Foam Cover, Large - for use with Total Knee 1900 and 2000


- Beige toned
- Designed to fit over Total Knee® Range
- Designed to fit left or right
- Internally shaped to accommodate knee cap, shin ferrule and 30mm tube



Part# 2075R Regular

Part# 2075L Large

## TOTAL KNEE® 2100



The Total Knee 2100 is a highly refined polycentric knee with 3-phase hydraulic swing control designed to withstand the rigors of more active amputees. 25% increased fluid capacity over Model 2000, the Total Knee 2100 offers the ultimate in stability, control, efficiency and durability.

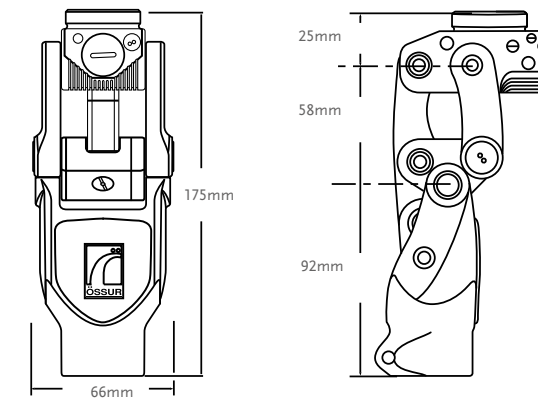
- Polycentric knee designed for multi-speed ambulation, higher impact levels and heavier loads.
- Geometric locking system.
- 30mm pylon adaptability.
- Adjustable stance flexion.
- Adjustable extension promoter.
- Low build height, useful for long transfemoral limbs or knee disarticulation.



Patient Profile:	
Amputation Level:	Transfemoral and Knee Disarticulation
Impact Level:	Moderate to Extreme
Maximum Patient Weight:	125kg

Product Information:	
Build Height:	175mm
Weight of Knee:	0.9kg
Flexion:	Stop at 160°

### CLEARANCE



### KITS

Part#	Description
2100	Total Knee 2100*

\*The knee comes with the yellow bumper fitted.

## TOTAL KNEE® 2100

### COSMETIC FINISHING

Picture	Part#	Description
1	2145	Shin Faring, Black
2	2150	Knee Cap, Small, Black
3	2151	Knee Cap, Large, Beige



### COMPONENTS

#### BUMPER SELECTION CHART

Part#	Description	Color	Durometer	Patient Weight
2100-317B	Bumper	Black	Soft	50kg to 70kg
2100-317R	Bumper	Red	Regular	70kg to 90kg
2100-317Y	Bumper	Yellow	Firm	90kg to 110kg
2100-317O	Bumper	Orange	Extra firm	110kg to 125kg



#### BUMPER KIT

Part#	Description
2100-Kit	A complete set of bumpers and shims

#### Includes:

- 1 Bumper of each durometer:
- 1 Shim 0.38mm
- 1 Shim 0.76mm

#### BUMPER COVER

Part#	Description
2100-717	Bumper cover for Total Knee 2100

#### SHIMS

Part#	Description
2100-312A	0.38mm Plastic Shim
2100-312B	0.76mm Plastic Shim

#### EXTENSION PROMOTER

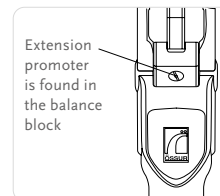
Part#	Description
1905	Assists in limiting heel rise and moving the knee into a fully extended position

#### EXTENSION ASSIST

Part#	Description
2070S	Fully assembled extension assist with yellow (regular) spring inserted

#### Includes:

- Blue spring (firm)
- Red spring (extra firm)



## TOTAL KNEE® 2100

### COMPONENTS

#### GREASE GUN

Part#	Description
2105	Grease for Total Knee 2100

#### TOTAL KNEE ADAPTERS

Picture	Part#	Description	Material	Weight Limit	Weight
1.	A-114040	4- Prong Socket Adapter	Stainless Steel	166kg	158g
2.	A-122300	Euro 4-Hole Adapter	Aluminum	125kg	70g
3.	A-834300	Male Pyramid Adapter	Stainless Steel	100kg	111g
3.	A-835300	Male Pyramid Adapter	Titanium	166kg	80g
4.	A-845300	Female Pyramid Adapter	Titanium	166kg	85g

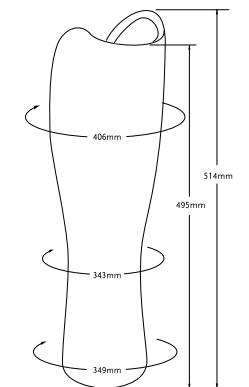


### COSMETIC FINISHING FOR TOTAL KNEE®


#### DISCONTINUOUS COSMETIC FOAM

Part#	Description
2175L	Cosmetic Foam Cover, High activity, Large - for use with Total Knee 2100

- Beige toned
- Designed to fit over Total Knee® Range
- Designed to fit left or right
- Internally shaped to accommodate knee cap, shin ferrule and 30mm tube



## OH5 KNEE™



OH5 Knee is a hydraulic, polycentric knee joint. The OH5 can be adapted for different walking speeds using the innovative hydraulic system. Four different socket connection options support use for different amputation levels.

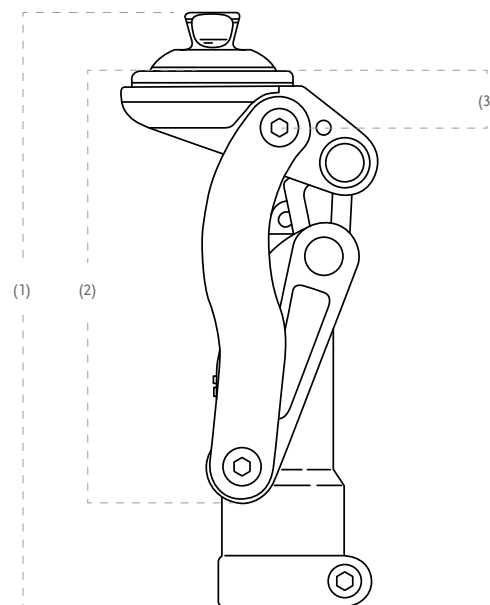
- Individually adjustable swing phase for a harmonious gait
- Enables safe and confident heel strike
- Simple modification of the socket connector
- Higher ground clearance for a safer and more confident gait
- Highly acute flexion angle for more freedom of movement



Patient Profile:	
Amputation Level:	Transfemoral, Knee Disarticulation
Impact Level:	High to Extreme
Maximum Patient Weight:	100kg

Product Information:				
	OH5 Knee with pyramid	OH5 Knee with IKF adapter	OH5 Knee with Loop adapter	OH5 Knee with 3-arm adapter
Build Height (1):	184mm	199mm	176mm	180mm
Build Height (2):	132mm	147mm	141mm	145mm
Build Height (3):	17mm	32mm	26mm	26mm
Weight of Knee:	830g	965g	850g	930g
Flexion:	Stop at 150°	Stop at 150°	Stop at 150°	Stop at 150°


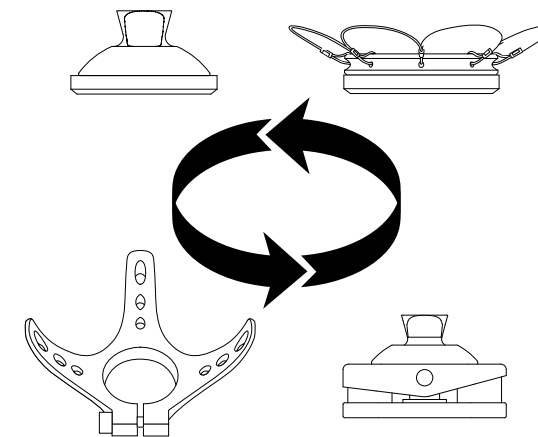
## CLEARANCE



## OH5 KNEE™


### KITS

Part#	Description
1722176	OH5 Knee with pyramid
1725176	OH5 Knee with IKF adapter
1722175	OH5 Knee with Loop adapter
1722177	OH5 Knee with 3-arm adapter





## OH7 KNEE™



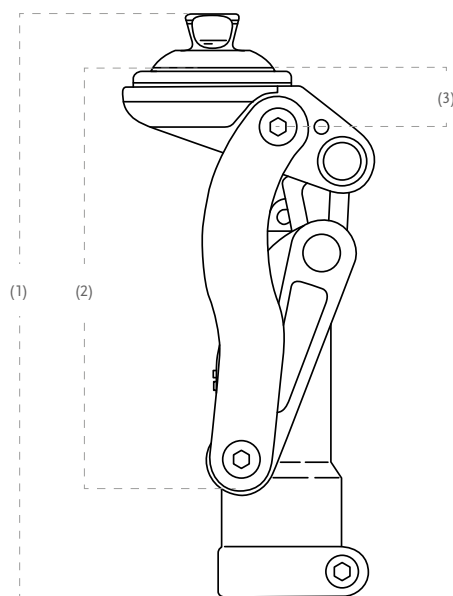
OH7 Knee is a hydraulic, polycentric knee joint. The OH7 can be adapted for different walking speeds using the innovative hydraulic system. Four different socket connection options support use for different amputation levels.

- Individually adjustable swing phase for a harmonious gait
- Enables safe and confident heel strike
- Simple modification of the socket connector
- Higher ground clearance for a safer and more confident gait
- Highly acute flexion angle for more freedom of movement
- Adjustable axle geometry

Patient Profile:	
Amputation Level:	Transfemoral, Knee Disarticulation
Impact Level:	High to Extreme
Maximum Patient Weight:	136kg

Product Information:				
	OH7 Knee with pyramid	OH7 Knee with IKF adapter	OH7 Knee with Loop adapter	OH7 Knee with 3-arm adapter
Build Height (1):	186mm	201mm	178mm	180mm
Build Height (2):	134mm	149mm	143mm	147mm
Build Height (3):	19mm	34mm	28mm	28mm
Weight of Knee:	930g	1065g	950g	1030g
Flexion:	Stop at 150°	Stop at 150°	Stop at 150°	Stop at 150°


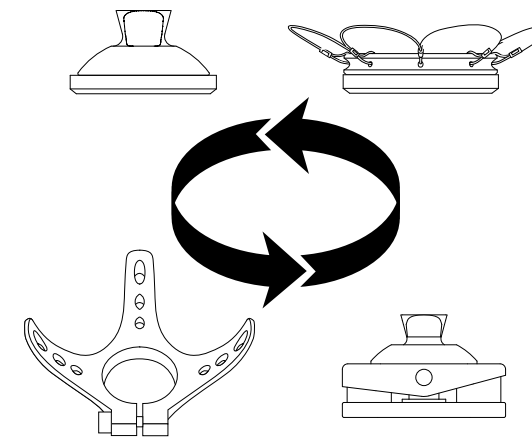
### CLEARANCE



## OH7 KNEE™

### KITS

Part#	Description
1725180	OH7 Knee with pyramid
1725181	OH7 Knee with IKF adapter
1725182	OH7 Knee with Loop adapter
1725183	OH7 Knee with 3-arm adapter



## MAUCH® KNEE



Don't be fooled by the sophisticated profile, with the extension stop, lightweight Aluminum construction and enhanced spherical bearings, the Mauch Knee is capable of withstanding the most unpredictable conditions.

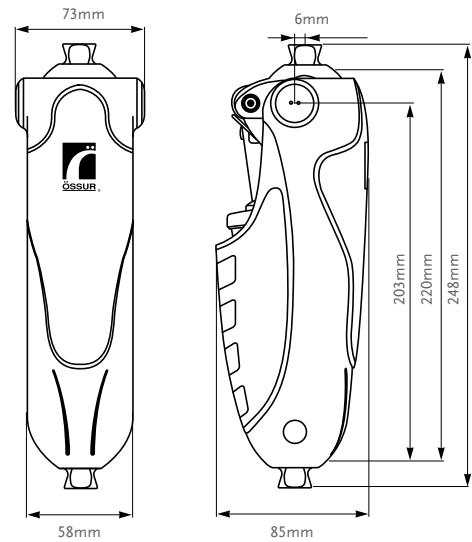
- Single axis hydraulic knee system with swing and stance control (SNS®). Designed for multi-speed ambulation.
- Durable and secure motion.
- Ultra-durable Aluminum frame.
- Roller bearings at knee axis and cylinder attachment points for smooth action.
- Yielding stance control.
- Mode selector switch allows manual locking and free swing functions.
- Smooth profile assists with cosmetic finishing.
- Low Swing Resistance kits and High Stance Resistance kits are also available.



Patient Profile:	
Amputation Level:	Transfemoral
Impact Level:	Moderate to Extreme
Maximum Patient Weight:	136kg

Product Information:	
Build Height:	248mm
Weight of Knee (with Cylinder):	1.14kg
Flexion:	Stop at 115°

### CLEARANCE




### KITS

Part#	Description
MKN71360	Mauch Knee Kit SNS

### SPARE PARTS

Part#	Description
MKA01361	Knee Ball, Screw, Btn Head
MKA01362	Cover, Front
MKA01363	Cover, Rear, Sub Assembly
MKA01364	Plug, Side

## MAUCH® KNEE PLUS



The Mauch Knee Plus is a heavy duty version of the Mauch Knee. Built on the same advanced technology, it was developed in order to accommodate the needs of users requiring a higher weight limit. A slightly different and more robust frame means that the Mauch Knee Plus offers all of the benefits of the standard Mauch Knee to users up to 166kg.

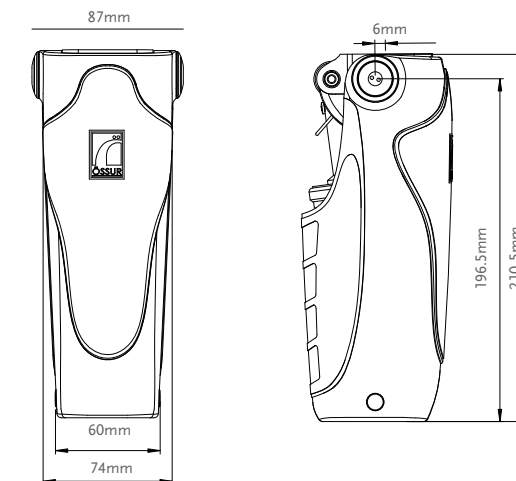
- Single axis hydraulic knee system with swing and stance control (SNS®).
- Designed for multi-speed ambulation.
- Ultra durable Aluminum frame.
- Durability and more secure motion.
- Roller bearings at knee axis and cylinder attachment points for smooth action.
- Yielding stance control.
- Mode selector switch allows manual locking and free swing functions.
- Universal 4-hole mounting patterns for versatile adapter options.
- Option for through hole or threaded hole top bracket.
- Low Swing Resistance kits and High Stance Resistance kits are also available.



Patient Profile:	
Amputation Level:	Transfemoral
Impact Level:	Moderate to Extreme
Maximum Patient Weight:	166kg

Product Information:	
Build Height:	210.5mm
Weight of Knee (with Cylinder):	1.21kg
Flexion:	Stop at 125°

### CLEARANCE



## MAUCH® KNEE PLUS

### KITS

Part#	Description
MKN71660	Mauch Knee Kit SNS
MKN71663*	Mauch Knee Plus Kit SNS - Through Hole

\*Special Order

### SOCKET ADAPTER OPTIONS

Recommended to allow full knee flexion with direct socket attachment.

Part#	Description	Build Height	Weight
A-125100	4-Hole Socket Adapter / Titanium	18.5mm	12g

### COMPONENTS

Part#	Description
MKA01661	Knee Ball, Screw, Btn Head
MKA01662	Cover, Front
MKA01663	Cover, Rear, Sub Assembly
MKA01664	Plug, Side



## OP2 KNEE™



The OP2 Knee is a polycentric knee joint with a sturdy aluminium frame construction. The Knee is for users with normal demands on walking and an increased safety requirement.

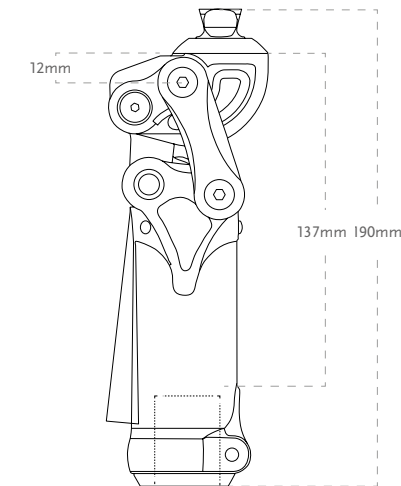
- Extension/Flexion can be set independently of each other
- Adjustable axle geometry
- High knee flexion angle up to 160°
- Slim design



Patient Profile:	
Amputation Level:	Transfemoral
Impact Level:	Moderate to High
Maximum Patient Weight:	125kg

Product Information:	
Build Height:	190mm
Weight of Knee:	0.65kg
Flexion:	160°

### CLEARANCE



### KITS

Part#	Description
1724120	OP2 Knee

## OHP3 KNEE™



OHP3 Knee is a polycentric, pneumatic knee joint. Multiple socket connection options support use for different amputation levels.

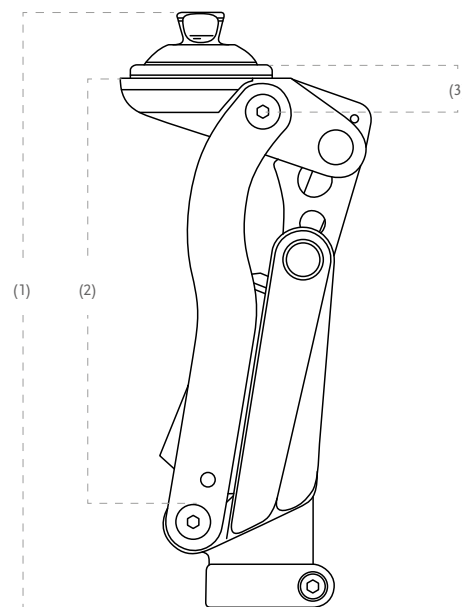
- Individually adjustable swing phase for a harmonious gait
- Simple modification of the socket connector
- Can be adapted to the user's safety requirements
- More freedom of movement and high comfort in wear
- Kneecap provides additional protection for both the knee and clothing



Patient Profile:	
Amputation Level:	Transfemoral, Knee Disarticulation
Impact Level:	Moderate to High
Maximum Patient Weight:	125kg

Product Information:				
	OHP3 Knee with pyramid	OHP3 Knee with IKF adapter	OHP3 Knee with Loop adapter	OHP3 Knee with 3-arm adapter
Build Height (1):	215mm	230mm	207mm	205mm
Build Height (2):	158mm	174mm	168mm	166mm
Build Height (3):	18mm	33mm	27mm	27mm
Weight of Knee:	1025g	1155g	1040g	1120g
Flexion:	approx. 150°	approx. 150°	approx. 150°	approx. 150°


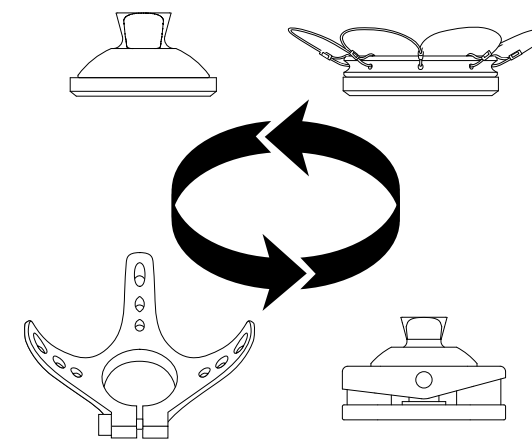
### CLEARANCE



## OHP3 KNEE™

### KITS

Part#	Description
1728160	OHP3 Knee with pyramid
1728161	OHP3 Knee with IKF adapter
1728162	OHP3 Knee with Loop adapter
1728163	OHP3 Knee with 3-arm adapter





## OP4 KNEE™



The OP4 Knee is a pneumatic, monocentric knee joint with brake function. Due to the finely adjustable brake, the joint can be adapted to the individual's safety requirements.

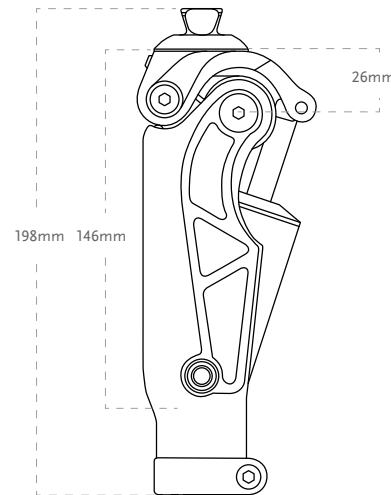
- Braking behavior can be adjusted to suit the user
- Individually adjustable swing phase for a harmonious gait
- Highly acute flexion angle for more freedom of movement
- Kneecap provides additional protection for both the knee and clothing



Patient Profile:	
Amputation Level:	Transfemoral
Impact Level:	Moderate to High
Maximum Patient Weight:	100kg

Product Information:	
Build Height:	198mm
Weight of Knee:	0.680kg
Flexion:	145°

### CLEARANCE



### KITS

Part#	Description
1720185	OP4 Knee

## OP5 KNEE™



OP5 Knee is a pneumatic polycentric knee joint, whose swing phase profile can be adjusted to the user's needs. Multiple socket connection options support use for different amputation levels.

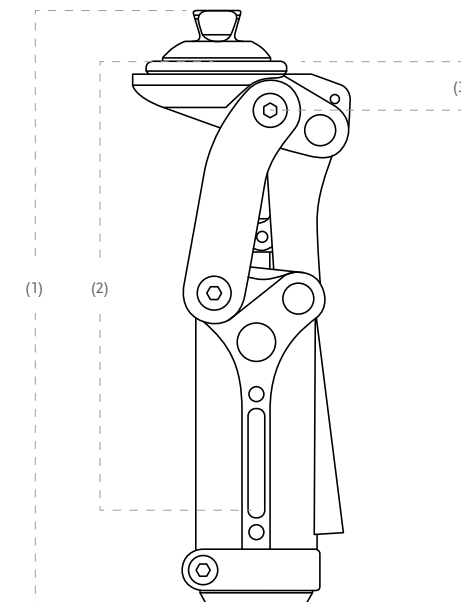
- Individually adjustable swing phase for a harmonious gait
- Simple modification of the socket connector
- Higher ground clearance for a safer and more confident gait
- Highly acute flexion angle for more freedom of movement



Patient Profile:	
Amputation Level:	Transfemoral, Knee Disarticulation
Impact Level:	Moderate to High
Maximum Patient Weight:	125kg

Product Information:				
	OP5 Knee with pyramid	OP5 Knee with IKF adapter	OP5 Knee with Loop adapter	OP5 Knee with 3-arm adapter
Build Height (1):	195mm	210mm	200mm	205mm
Build Height (2):	160mm	175mm	165mm	170mm
Build Height (3):	18mm	33mm	23mm	26mm
Weight of Knee:	770g	900g	785g	870g
Flexion:	approx. 145°	approx. 145°	approx. 145°	approx. 145°


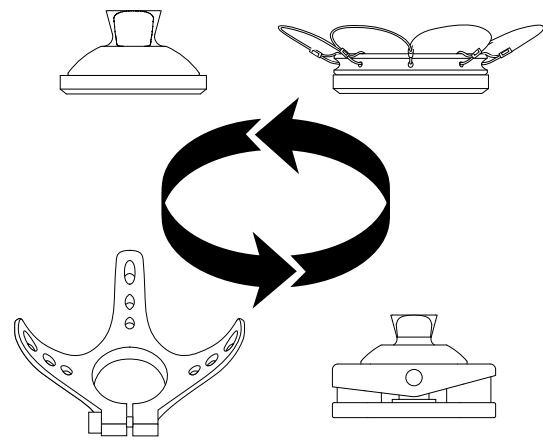
### CLEARANCE



## OP5 KNEE™

### KITS

Part#	Description
1720180	OP5 Knee with pyramid
1720182	OP5 Knee with IKF adapter
1720181	OP5 Knee with Loop adapter
1720183	OP5 Knee with 3-arm adapter



## ÖSSUR FEET

### ÖSSUR BALANCE SOLUTIONS



FLEX-FOOT BALANCE WITH D/P FLEXION



BALANCE FOOT J



FLEX-FOOT ASSURE



BALANCE FOOT S



BALANCE FOOT S TORSION

### ÖSSUR DYNAMIC SOLUTIONS



PROPRIO FOOT



PRO-FLEX XC TORSION



PRO-FLEX PIVOT



PRO-FLEX LP TORSION



PRO-FLEX XC



RE-FLEX ROTATE



PRO-FLEX LP



RE-FLEX SHOCK



PRO-FLEX LP ALIGN



CHEETAH XPLORE

## FLEX-FOOT®

### FLEX-FOOT CHARACTERISTICS

#### PROPORTIONAL RESPONSE

The layering of carbon fiber optimises the deflection of the forefoot from mid-stance to toe-off and is proportional to the user's weight and impact level.



PROPORTIONAL RESPONSE

Benefits: Customised construction optimises walking efficiency thus reducing fatigue for the user.

#### CARBON-X® ACTIVE HEEL

The Carbon-X Active Heel stores and transmits energy throughout stance phase assisting in absorbing shock and transferring stored energy into forward motion.



CARBON-X® ACTIVE HEEL

Benefits: Reducing impact to the joints and residual limb thus increasing comfort and diminishing joint and limb damage.

#### FULL LENGTH TOE LEVER

The full-length keel/toe lever matches the length of the sound foot, giving a smoother, symmetrical gait.



FULL LENGTH TOE LEVER

Benefits: Improved walking symmetry and diminished impact to the sound limb.

#### ACTIVE TIBIAL PROGRESSION

Vertical forces generated at heel contact are initially absorbed and translated into forward motion described as Active Tibial progression.



ACTIVE TIBIAL PROGRESSION

Benefits: More natural gait and reduced walking effort.

#### VERTICAL SHOCK PYLON

The vertical shock pylon reduces trauma to the residual limb, joints and lower back during daily activities. Benefits: Protection of joints, the spine and residual limb by reduction of the shock loading.



VERTICAL SHOCK PYLON

#### ROTATION

The ability of the foot to absorb rotational forces allows the user to walk with a more natural gait without increasing the shear forces on the residual limb.



ROTATION

Benefits: Supports normal gait dynamics, reduces risk of joint damage and improves residual limb comfort within the socket interface.

#### HEEL HEIGHT ADJUSTABILITY

Heel height can be adjusted to various types of shoes.



HEEL HEIGHT ADJUSTABILITY

Benefits: Adjustable heel height minimises misalignment of the prosthesis thus reducing walking fatigue and discomfort experienced with poor alignment.

#### MULTI-AXIAL GROUND COMPLIANCE

Multi-axial compliance of the foot provides improved ground contact during ambulation on uneven surfaces.



MULTI-AXIAL GROUND COMPLIANCE

Benefits: Maintain balance, stability and comfort when walking on uneven surfaces.

## FLEX-FOOT®

### FLEX-FOOT CHARACTERISTICS

#### SPLIT TOE

A split toe feature allows the foot to adjust to the surface below, allowing amputees to walk naturally on uneven ground. Also available in solid toe.



SPLIT TOE

Benefits: Helps to maintain balance, stability and reduces peak impact during loading.

#### SANDAL TOE

Narrow, anatomically correct foot cover for use with a sandal toe shoe.



SANDAL TOE

Benefits: More anatomical look for increased visual appeal and more functional compatibility with sandal shoes.

#### WATERPROOF

The use of first-rate material such as carbon fiber, titanium and high-grade aluminum provides permanent protection against harmful ingress of water. Even after submersion in water, the foot's structural parts maintain their integrity and continue to provide full support, function and durability.



WATERPROOF

When the foot is directly laminated onto the socket the device is waterproof. The components used with the foot need to be waterproof as well.

#### WEATHERPROOF

A weatherproof device allows use in a wet and/or humid environment but does not allow submersion. Fresh water splashing against the enclosure from any direction shall have no harmful effect. Dry thoroughly after contact with fresh water. Fresh water: Includes tap water. Excludes salt and chlorinated water.



WEATHERPROOF

When used with pyramid or T attachment the device is weatherproof. For a weatherproof system, only weatherproof components must be selected.

#### HYDRAULIC DORSIFLEXION

The hydraulic dorsiflexion and plantarflexion provides the user with toe clearance in swing phase.



HYDRAULIC FLEXION

Benefits: Decreases the risk of trips and falls.

## UNITY® VACUUM SUSPENSION SYSTEM

### INTRODUCTION

Building on renowned Iceross Seal-In technology, Össur designers and engineers have developed a form of advanced vacuum suspension that is also compatible with Flex-Foot technology.

The design challenge was to apply elevated vacuum with a Seal-In liner, using a simple pump mechanism which had minimal impact on the function of the foot. By applying vacuum where it is needed – around the distal part of the limb – Unity helps to stabilise volume while creating highly effective and sleeveless vacuum suspension.

Without a sleeve, range-of-motion is not restricted and vacuum can be released quickly and easily at the touch of a button. The design also minimises the risk of proximal vacuum leakage and the puncture issues associated with more traditional 'above-knee' vacuum methods.

### KEY ADVANTAGES

Unity offers the security and freedom of vacuum suspension, but without the sensation and restrictions of a sleeve. This advanced system from Össur effectively addresses volume fluctuation and is totally compatible with Flex-Foot technology.

- No sleeve required: Greater mobility and user acceptance
- Distal vacuum: Effective volume stabilisation
- Simple design: Quick and easy to achieve/release vacuum
- Independent pump: Shock function uncompromised

### MAIN APPLICATIONS

Unity is available for a host of feet, which together suit a wide spectrum of users. Transfemoral users can enjoy Unity as well as transtibial, since tube finishing options for Össur knees are available. Iceross Seal-In® X TF was designed to allow for optional seal placement and hold up to the strong vacuum created by Unity.

## FLEX-FOOT BALANCE® WITH D/P FLEXION™



The Flex-Foot Balance is a comfortable multi-axial foot that combines proven durability and stability with comfort; leading to optimum patient compliance.

Flex-Foot Balance is also available with the D/P Flexion™ hydraulic ankle module. Flex-Foot Balance with D/P Flexion offers 9 degrees of dorsi and plantarflexion during stance phase to help improve stability on ramps and when transitioning from sitting to standing. Swing phase dorsiflexion is designed to reduce the risk of trips and falls—one of the main concerns of low active amputees. Plus, independent stiffness adjustment of dorsi- and plantarflexion enables you to customise performance for each amputee user. Please note that D/P Flexion is intended for low active amputees only.

Add our zero-build-height Unity pump module to create the only sleeveless elevated vacuum solution for less active users.



UNITY  
COMPATIBLE

User Information	
Amputation Level:	Transfemoral and Transtibial
Impact Level:	Low
Maximum Patient Weight:	136kg



FULL LENGTH TOE LEVER



MULTI-AXIAL GROUND COMPLIANCE



SANDAL TOE



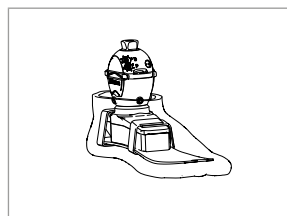
HYDRAULIC FLEXION

Foot Information	
Categories:	0-5
Sizes:	21-28
Weight of Foot: (Size 27)	910g w/ Pyramid and Foot Cover
Build Height: (Size 27)	138mm w/ Pyramid and Foot Cover
Heel Height:	10mm
Adapter Options:	Male Pyramid

Unity System Information	
Unity Sizes:	23-28
Maximum Vacuum:	-23inHg (-600mmHg)
Normal Operating Pressure:	-16-20 inHg
Added System Weight:	100g w/ Pump, Socket Valve and Tube

### ORDERING INFORMATION

FOR COMPLETE FOOT



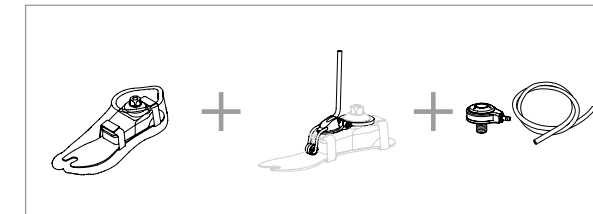
## FLEX-FOOT BALANCE® WITH D/P FLEXION™

### ORDERING INFORMATION

Please select the appropriate Unity Pump Module kit according to foot module size when placing an order and Unity will come preassembled on the foot. For extra convenience and system compatibility, Unity Valve Kits are highly recommended as a means of connecting to the socket.

For liner selection charts and item numbers please refer to the appropriate Icross Seal-In page.

FOR COMPLETE FOOT WITH UNITY

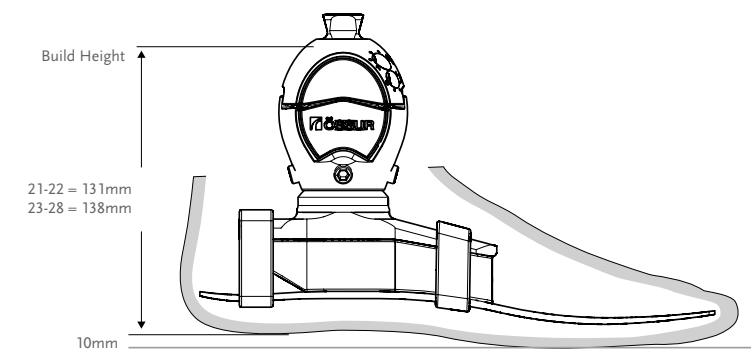


### CATEGORY SELECTION CHART

Weight kg	36-44	45-61	62-80	81-97	98-114	115-136
21	0	1	N/A	N/A	N/A	N/A
22	0	1	N/A	N/A	N/A	N/A
23	0	1	2	N/A	N/A	N/A
24	0	1	2	N/A	N/A	N/A
25	N/A	1	2	3	4	5
26	N/A	1	2	3	4	5
27	N/A	N/A	2	3	4	5
28	N/A	N/A	2	3	4	5

NOTE: The above categories apply only to Flex-Foot Balance with or without D/P Flexion

### CLEARANCE



\*Note. Flex-Foot Balance with D/P Flexion with Unity has the same build height as Flex-Foot Balance with D/P Flexion.



## FLEX-FOOT BALANCE® WITH D/P FLEXION™

### UNITY

#### UNITY KITS

Picture	Part#	Description	Applicable Foot Kits
	UKB0026	Unity Pump Module K2P-FBP 23-26	Flex-Foot Balance Size 23-26
	UKB0028	Unity Pump Module K2P-FBP 27-28	Flex-Foot Balance Size 27-28
	UTT0001	Unity TT Valve Kit	All
	UTF0001	Unity TF Valve Kit	All
	UTF0006	Unity TF Tube Kit	All
	L-544611	Icelock 544 Kit Unity	All



#### UNITY SPARE COMPONENTS

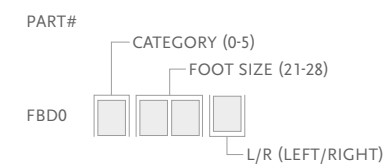
Part#	Description
UKB00021	Unity Components, 23-28

#### Includes:

- Membrane
- Check valves
- Barb fittings
- Tube
- Tube fastener

#### KITS

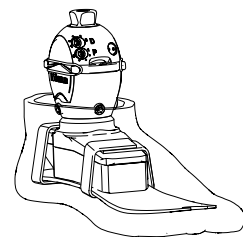
##### FLEX-FOOT BALANCE WITH D/P FLEXION



#### Includes:

- Foot Module with D/P Flexion
- Removable Foot Cover\* with a Flex-Foot Sock

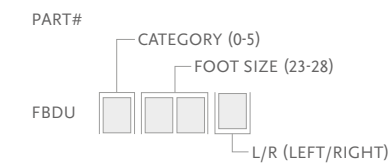
\*For Flex-Foot Balance with D/P flexion with brown foot cover add a "BR" suffix to the part#



## FLEX-FOOT BALANCE® WITH D/P FLEXION™

### FOOT KITS APPLICABLE WITH UNITY

#### UNITY FOR FLEX-FOOT BALANCE WITH D/P FLEXION



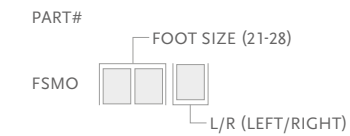
#### Includes:

- Foot Module with D/P Flexion
- Removable Foot Cover\* with a Flex-Foot Sock

\*For Flex-Foot Balance with D/P flexion with brown foot cover add a "BR" suffix to the part#

#### COSMETIC FINISHING

##### FOOT COVER KIT, BEIGE AND BROWN\*



\*For Flex-Foot Balance with brown foot cover add a "BR" suffix to the part#

#### Includes:

- Foot Cover
- Flex-Foot Sock
- Foot Cover Attachment

##### FLEX-FOOT SOCKS

Used to cover the composite foot module to protect the foot and eliminate noise between foot module and foot shell.

Part#	Description	Size	Colour
FCX63022	FF Sock Small 1 pc	22-25	Black
FCX63025	FF Sock Large 1 pc	26-30	Black



## FLEX-FOOT® BALANCE



UNITY  
COMPATIBLE

The Flex-Foot Balance is a comfortable multi-axial foot that combines proven durability and stability with comfort; leading to optimum patient compliance.

Its full length toe lever and multi-axial design offer a smooth transition from heel strike to toe off that is absent in most competitively priced feet.

Unity for Flex-Foot Balance is available either pre-fit with a new foot or as a retrofit option. Used in combination with Iceross® Seal-In® liners, Unity provides advanced vacuum suspension for the socket during ambulation, without the constraints of an external sleeve. It adds minimal weight to the existing prosthesis and its simple mechanical design means there are no batteries to worry about. Reliable, effective and easy to use, it is designed to enhance user acceptance and mobility.



User Information	
Amputation Level:	Transfemoral and Transtibial
Impact Level:	Low
Maximum Patient Weight:	136kg



FULL LENGTH TOE LEVER



MULTI-AXIAL GROUND COMPLIANCE



SANDAL TOE

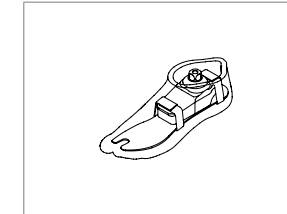
Foot Information	
Categories:	0-5
Sizes:	21-28
Weight of Foot: (Size 27)	594g w/ Pyramid and Foot Cover
Build Height: (Size 27)	62mm w/ Pyramid and Foot Cover
Heel Height:	10mm
Adapter Options:	Male Pyramid

Unity System Information	
Unity Sizes:	23-28
Maximum Vacuum:	-23inHg (-600mmHg)
Normal Operating Pressure:	-16-20 inHg
Added System Weight:	100g w/ Pump, Socket Valve and Tube

## FLEX-FOOT® BALANCE

### ORDERING INFORMATION

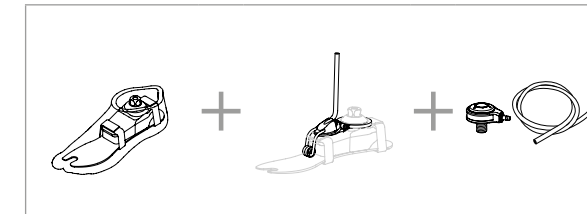
FOR COMPLETE FOOT



Please select the appropriate Unity Pump Module kit according to foot module size when placing an order and Unity will come preassembled on the foot. For extra convenience and system compatibility, Unity Valve Kits are highly recommended as a means of connecting to the socket.

For liner selection charts and item numbers please refer to the appropriate Iceross Seal-In page.

FOR COMPLETE FOOT WITH UNITY



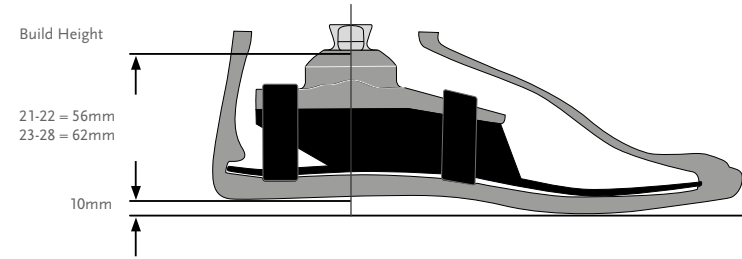
### CATEGORY SELECTION CHART

Weight kg	36-44	45-61	62-80	81-97	98-114	115-136
21	0	1	N/A	N/A	N/A	N/A
22	0	1	N/A	N/A	N/A	N/A
23	0	1	2	N/A	N/A	N/A
24	0	1	2	N/A	N/A	N/A
25	N/A	1	2	3	4	5
26	N/A	1	2	3	4	5
27	N/A	N/A	2	3	4	5
28	N/A	N/A	2	3	4	5

NOTE: The above categories apply only to Flex-Foot Balance

# FLEX-FOOT® BALANCE

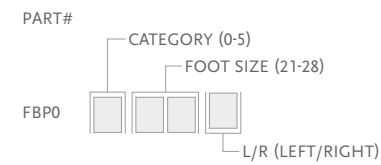
## CLEARANCE



Note: Flex-Foot Balance with Unity has the same build height as Flex-Foot Balance.

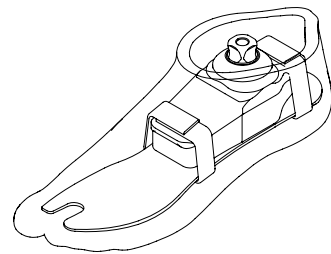
## KITS

### FLEX-FOOT BALANCE MALE PYRAMID



- Includes:
- Foot Module with a Male Pyramid Adapter
  - Removable Foot Cover\* with a Flex-Foot Sock

\*For Flex-Foot Balance with brown foot cover add a "BR" suffix to the part#



## UNITY

### UNITY KITS

Picture	Part#	Description	Applicable Foot Kits
1	UKB0026	Unity Pump Module K2P-FBP 23-26	Flex-Foot Balance Size 23-26
1	UKB0028	Unity Pump Module K2P-FBP 27-28	Flex-Foot Balance Size 27-28
2	UTT0001	Unity TT Valve Kit	All
3	UTF0001	Unity TF Valve Kit	All
4	UTF0006	Unity TF Tube Kit	All
5	L-544611	Icelock 544 Kit Unity	All



# FLEX-FOOT® BALANCE

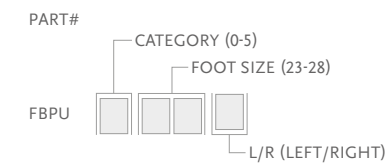
## SPARE COMPONENTS

Part#	Description
UKB00021	Unity Components, 23-28

- Includes:
- Membrane
  - Check valves
  - Barb fittings
  - Tube
  - Tube fastener

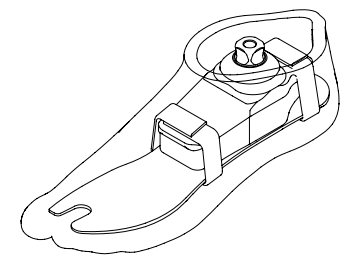
## FOOT KITS APPLICABLE WITH UNITY

### FLEX-FOOT BALANCE MALE PYRAMID



- Includes:
- Foot Module with a Male Pyramid Adapter
  - Removable Foot Cover\* with a Flex-Foot Sock

\*For Flex-Foot Balance with brown foot cover add a "BR" suffix to the part#  
Note: Unity will come preassembled on the foot if ordered with FBPU

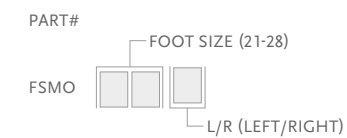


## UNITY CATEGORY SELECTION CHART

Weight kg	36-44	45-61	62-80	81-97	98-114	115-136
23	0	1	2	N/A	N/A	N/A
24	0	1	2	N/A	N/A	N/A
25	N/A	1	2	3	4	5
26	N/A	1	2	3	4	5
27	N/A	N/A	2	3	4	5
28	N/A	N/A	2	3	4	5

NOTE: The above categories apply only to Flex-Foot Balance

### FOOT COVER KIT, BEIGE AND BROWN\*



\*For Flex-Foot Balance with brown foot cover add a "BR" suffix to the part#

- Includes:
- Foot Cover
  - Flex-Foot Sock
  - Foot Cover Attachment

### FLEX-FOOT SOCKS

Used to cover the composite foot module to protect the foot and eliminate noise between foot module and foot shell.

Part#	Description	Size	Colour
FCX63022	FF Sock Small 1 pc	22-25	Black
FCX63025	FF Sock Large 1 pc	26-30	Black



## BALANCE™ FOOT S



Balance Foot S is a lightweight, waterproof foot specifically designed to meet the needs of low active walkers. For these users, the cushioning heel foam with gradual stiffening and wide sole blade provides enhanced stability perception and the perception of a smooth rollover.

The anatomical foot cover features a steady-grip sole and a sandal clamping toe, for the opportunity to wear different types of footwear.

Össur recommends using Balance Foot S in conjunction with the sleeveless elevated vacuum suspension system Unity®, which adds minimal weight and no build height, and does not interfere with Balance Foot S dynamics. Unity is designed to provide secure suspension in combination with Icross Seal-In® technology, while stabilising volume fluctuations and maintaining comfortable socket fit throughout the day.

UNITY  
COMPATIBLE



User information	
Amputation Level:	Transfemoral and Transtibial
Impact Level:	Low
Maximum Patient Weight:	147kg

Unity System Information	
Maximum Vacuum:	-24inHg (-609mmHg)
Normal Operating Pressure:	-15-23 inHg
Added System Weight:	130g w/ Pump, Socket Valve and Tube

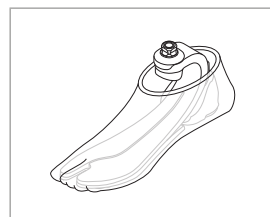
Foot information	
Categories:	1-8
Size:	22-30
Weight of Foot: (Size 27, cat5)	622g w/ Foot Cover and Sock
Build Height: (Size 27)	126mm w/ Male Pyramid and Foot Cover
Heel Height:	10mm
Adapter Options:	Male Pyramid



\*weatherproof when paired with Unity

### ORDERING INFORMATION

FOR COMPLETE FOOT



## BALANCE™ FOOT S

### ORDERING INFORMATION

Please select the appropriate Unity Pump Module kit according to foot module size when placing an order and Unity will come preassembled on the foot.

For extra convenience and system compatibility, Unity Valve Kits are highly recommended as a means of connecting to the socket. For liner selection charts and item numbers please refer to the appropriate Icross Seal-In page.

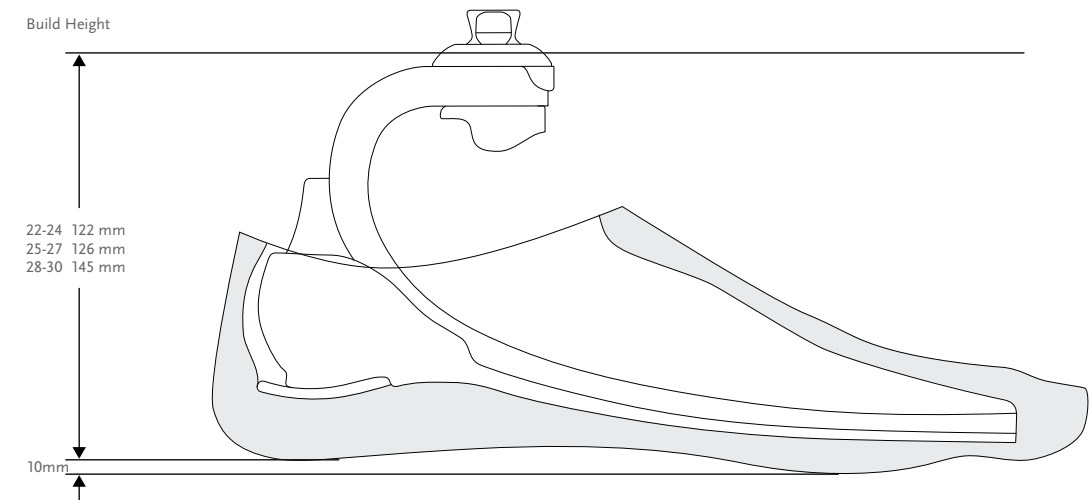
FOR COMPLETE FOOT WITH UNITY



### CATEGORY SELECTION CHART

Weight kg	45-52	53-59	60-68	69-77	78-88	89-100	101-116	117-130	131-147
<b>Low Impact Category</b>									
Size 22-24	1	1	2	3	4	5	N/A	N/A	N/A
Size 25-27	1	1	2	3	4	5	6	7	8
Size 28-30	3	3	3	3	4	5	6	7	8

### CLEARANCE

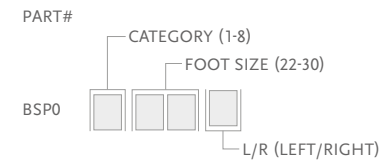




# BALANCE™ FOOT S

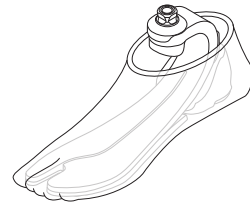
## KITS

### BALANCE FOOT S WITH MALE PYRAMID

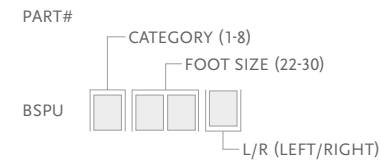


- Includes:
- Foot Module
  - Removable Foot Cover\* with a black Spectra Sock

\*When ordering brown covers, add "BR" to the end of the part number.

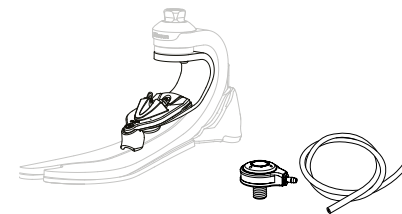


### BALANCE FOOT AND UNITY PUMP



- Includes:
- Foot Module
  - Removable Foot Cover\* with a black Spectra Sock
  - Unity Pump

\*Note: Unity pump will come preassembled on the foot. Valve kit needs to be ordered separately.



## UNITY

Picture	Part#	Description	Applicable Foot Kits
1	UBS0024	Unity Pump S22-24	Balance Foot S & Balance Foot S Torsion Size 22-24
1	UBS0027	Unity Pump S25-27	Balance Foot S & Balance Foot S Torsion Size 25-27
1	UBS0030	Unity Pump S28-30	Balance Foot S & Balance Foot S Torsion Size 28-30
2	UTT0001	Unity TT Valve Kit	All
3	UTF0001	Unity TF Valve Kit	All
4	UTF0006	Unity TF Tube Kit	All
5	L-544611	Icelock 544 Unity Kit	All



# BALANCE™ FOOT S

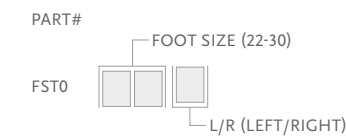
## UNITY SPARE COMPONENTS

Part#	Description
UBS00021	Unity BS Components 22-30

- Includes:
- Outlet Port
  - Inlet Port
  - Duckbill Valves
  - Tube
  - Tube Clamp
  - Loctite

## COSMETIC FINISHING

### FOOT COVER KIT, BEIGE AND BROWN\*



- Includes:
- Foot Cover\*
  - Foot Cover Attachment
  - Black Spectra Sock

\*For brown foot cover please add a "BR" suffix to the part number.



### FLEX-FOOT SOCKS

Used to cover the composite foot module to protect the foot and eliminate noise between foot module and foot shell.

Part#	Description	Size	Colour
FCX63022	FF Sock Small 1 pc	22-25	Black
FCX63025	FF Sock Large 1 pc	26-30	Black
FCX63022-15	FF Sock Small 15 pcs	22-25	Black
FCX63026-15	FF Sock Large 15 pcs	26-30	Black



### FLEX-FOOT SOCKS

Used to cover the composite foot module to protect the foot and eliminate noise between foot module and foot shell.

Part#	Description	Size	Colour
FCX63022	FF Sock Small 1 pc	22-25	Black
FCX63025	FF Sock Large 1 pc	26-30	Black
FCX63022-15	FF Sock Small 15 pcs	22-25	Black
FCX63026-15	FF Sock Large 15 pcs	26-30	Black



## BALANCE™ FOOT S TORSION



Balance Foot S Torsion is a lightweight, waterproof foot specifically designed to meet the needs of low active walkers. For these users, the cushioning heel foam with gradual stiffening and wide sole blade provides enhanced stability perception and the perception of a smooth rollover. The torsion shock unit offers valuable shock absorption and helps to restore lost rotational capabilities.

The anatomical foot cover features a steady-grip sole and a sandal clamping toe, for the opportunity to wear different types of footwear.

Össur recommends using Balance Foot S Torsion in conjunction with the sleeveless elevated vacuum suspension system Unity®, which adds minimal weight and no build height, and does not interfere with Balance Foot S dynamics. Unity is designed to provide secure suspension in combination with Iceross Seal-In® technology, while stabilising volume fluctuations and maintaining comfortable socket fit throughout the day.

UNITY  
COMPATIBLE



User information	
Amputation Level:	Transfemoral and Transtibial
Impact Level:	Low
Maximum Patient Weight:	147kg

Unity System Information	
Maximum Vacuum:	-24inHg (-609mmHg)
Normal Operating Pressure:	-15-23 inHg
Added System Weight:	130g w/ Pump, Socket Valve and Tube

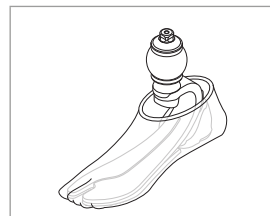
Foot information	
Categories:	1-8
Size:	22-30
Weight of Foot: (Size 27, cat5)	996g w/ Foot Cover and Sock
Build Height: (Size 27)	204 mm w/ Male Pyramid and Foot Cover
Heel Height:	10mm
Adapter Options:	Male Pyramid



\*weatherproof when paired with Unity

### ORDERING INFORMATION

FOR COMPLETE FOOT



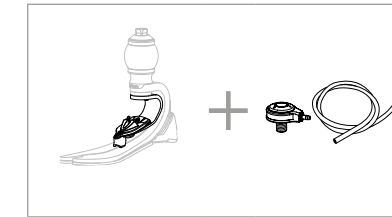
## BALANCE™ FOOT S TORSION

### ORDERING INFORMATION

Please select the appropriate Unity Pump Module kit according to foot module size when placing an order and Unity will come preassembled on the foot.

For extra convenience and system compatibility, Unity Valve Kits are highly recommended as a means of connecting to the socket. For liner selection charts and item numbers please refer to the appropriate Iceross Seal-In page.

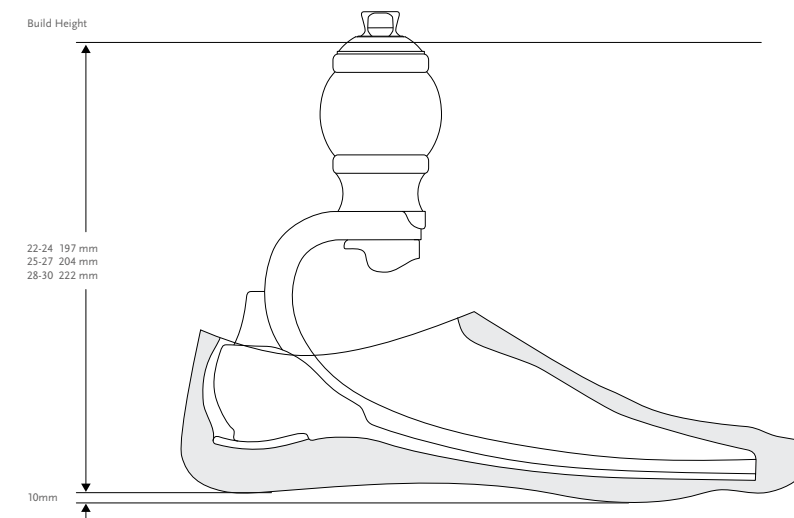
FOR COMPLETE FOOT WITH UNITY



### CATEGORY SELECTION CHART

Weight kg	45-52	53-59	60-68	69-77	78-88	89-100	101-116	117-130	131-147
Low Impact Category									
Size 22-24	1	1	2	3	4	5	N/A	N/A	N/A
Size 25-27	1	1	2	3	4	5	6	7	8
Size 28-30	3	3	3	3	4	5	6	7	8

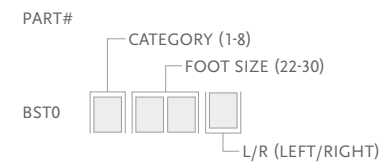
### CLEARANCE



# BALANCE™ FOOT S TORSION

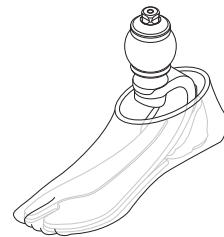
## KITS

### BALANCE FOOT S TORSION WITH MALE PYRAMID

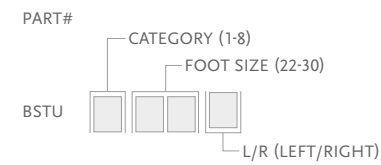


- Includes:
- Foot Module
  - Removable Foot Cover\* with a black Spectra Sock

\*When ordering brown covers, add "BR" to the end of the part number.

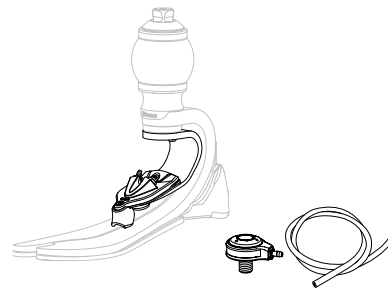


### BALANCE FOOT AND UNITY PUMP



- Includes:
- Foot Module
  - Removable Foot Cover\* with a black Spectra Sock
  - Unity Pump

\*Note: Unity pump will come preassembled on the foot. Valve kit needs to be ordered separately.



## UNITY

Picture	Part#	Description	Applicable Foot Kits
1	UBS0024	Unity Pump S22-24	Balance Foot S & Balance Foot S Torsion Size 22-24
1	UBS0027	Unity Pump S25-27	Balance Foot S & Balance Foot S Torsion Size 25-27
1	UBS0030	Unity Pump S28-30	Balance Foot S & Balance Foot S Torsion Size 28-30
2	UTT0001	Unity TT Valve Kit	All
3	UTF0001	Unity TF Valve Kit	All
4	UTF0006	Unity TF Tube Kit	All
5	L-544611	Icelock 544 Unity Kit	All



# BALANCE™ FOOT S TORSION

## UNITY SPARE COMPONENTS

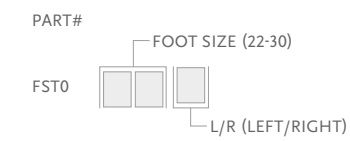
Part#	Description
UBS0021	Unity BFS Components 22-30

Includes:

- Outlet Port
- Inlet Port
- Duckbill Valves
- Tube
- Tube Clamp
- Loctite

## COSMETIC FINISHING

### FOOT COVER KIT, BEIGE AND BROWN\*



- Includes:
- Foot Cover\*
  - Foot Cover Attachment
  - Black Spectra Sock

\*For brown foot cover please add a "BR" suffix to the part number.



### FLEX-FOOT SOCKS

Used to cover the composite foot module to protect the foot and eliminate noise between foot module and foot shell.

Part#	Description	Size	Colour
FCX63022	FF Sock Small 1 pc	22-25	Black
FCX63025	FF Sock Large 1 pc	26-30	Black
FCX63022-15	FF Sock Small 15 pcs	22-25	Black
FCX63026-15	FF Sock Large 15 pcs	26-30	Black



## BALANCE™ FOOT J

UNITY  
COMPATIBLE



Balance Foot J is designed to meet the needs of slower speed walkers. It is lightweight with a heel that provides stability and cushioning at heel strike. Together with the full-length keel the Balance J provides excellent stability and support.

Unity for Balance Foot J is a sleeveless vacuum suspension system designed to stabilise volume fluctuations and maintain comfortable socket fit throughout the day. It is specifically designed for the low active user and in combination with Seal-In technology, it provides secure suspension and volume management. The lightweight foot provides stability and cushioning at heel strike and the full-length keel excellent stability and support dynamics without the restricting effect of an external suspension sleeve. Unity adds minimal weight, no extra build height to the prosthesis and does not interfere with the foot module dynamics.



User Information	
Amputation Level:	Transfemoral and Transtibial
Impact Level:	Low
Maximum Patient Weight:	136kg



PROPORTIONAL  
RESPONSE



FULL LENGTH TOE  
LEVER



ACTIVE TIBIAL  
PROGRESSION



WEATHERPROOF

Foot Information	
Categories:	1-5
Sizes:	22-30
Weight of Foot: (Size 27, Cat. 2)	502g w/ Pyramid and Foot Cover
Build Height: (Size 27)	125mm w/ Male Pyramid and Foot Cover
Adapter Options:	Male Pyramid

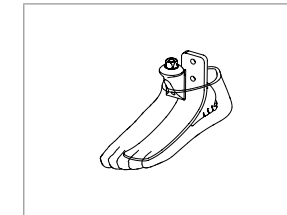
Unity System Information	
Maximum Vacuum:	-23inHg (-600mmHg)
Normal Operating Pressure:	-15-18 inHg
Added System Weight:	104g w/ Pump, Socket Valve and Tube



## BALANCE™ FOOT J

### ORDERING INFORMATION

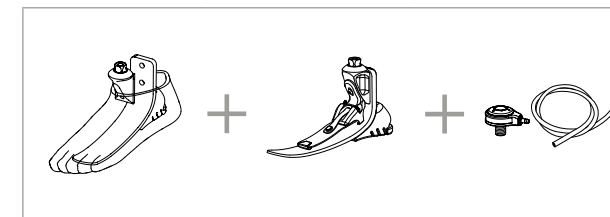
FOR COMPLETE FOOT



Please select the appropriate Unity Pump Module kit according to foot module size when placing an order and Unity will come preassembled on the foot. For extra convenience and system compatibility, Unity Valve Kits are highly recommended as a means of connecting to the socket.

For liner selection charts and item numbers please refer to the appropriate Icross Seal-In page.

FOR COMPLETE FOOT WITH UNITY



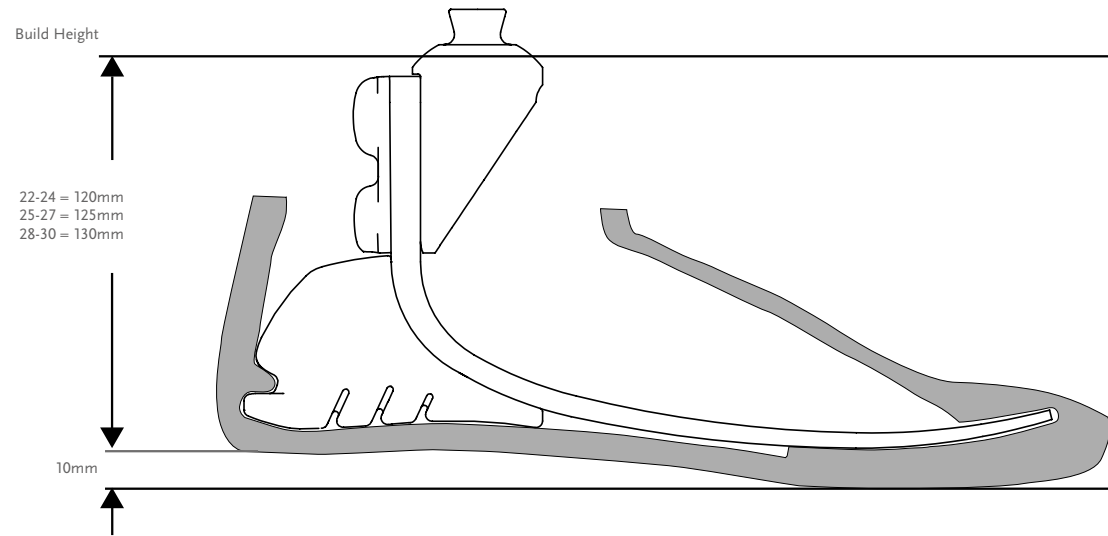
### CATEGORY SELECTION CHART

Weight kg	45-61	62-80	81-97	98-114	115-136
22	1	2	N/A	N/A	N/A
23	1	2	3	4	N/A
24	1	2	3	4	N/A
25	1	2	3	4	5
26	1	2	3	4	5
27	1	2	3	4	5
28	N/A	2	3	4	5
29	N/A	N/A	3	4	5
30	N/A	N/A	N/A	4	5



# BALANCE™ FOOT J

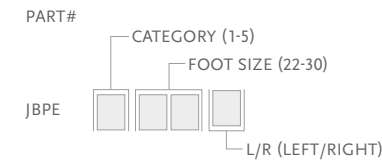
## CLEARANCE



\*Note: Balance Foot J with Unity has the same build height as Balance Foot J.

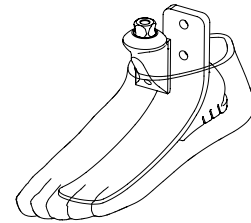
## KITS

### BALANCE FOOT J WITH MALE PYRAMID



- Includes:
- Foot Module with Male Pyramid
  - Foot Cover Kit\*

\*For Balance Foot J with brown foot cover, add "BR" to the part#.



## COMPONENTS

### MALE PYRAMID ADAPTER WITH BOLTS

Part#	Cat.	Weight
SFX00165	1-5	158g



# BALANCE™ FOOT J

## UNITY

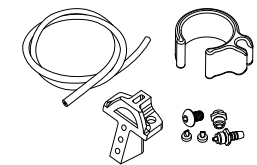
### UNITY KITS

Picture	Part#	Description	Applicable Foot Kits
1	UFA0024	FAP-JBP Unity Pump S22-24	Balance Foot J Size 22-24
1	UFA0027	FAP-JBP Unity Pump S25-27	Balance Foot J Size 25-27
1	UFA0030	FAP-JBP Unity Pump S28-30	Balance Foot J Size 28-30
2	UTT0001	Unity TT Valve Kit	All
3	UTF0001	Unity TF Valve Kit	All
4	UTF0006	Unity TF Tube Kit	All
5	L-544611	Icelock 544 Kit Unity	All



## UNITY SPARE COMPONENTS

Part#	Description
UFA00021	Unity FAP-JBP Components 22-24
UFA00022	Unity FAP-JBP Components 25-27
UFA00023	Unity FAP-JBP Components 28-30



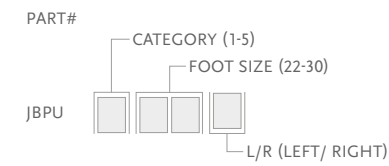
Includes:

- Pump Blade
- Membrane
- Barb Fittings
- Check valves
- Mounting Screw
- Tube
- Loctite
- Tube clamp

## BALANCE™ FOOT J

### FOOT KITS APPLICABLE WITH UNITY

#### BALANCE FOOT J WITH MALE PYRAMID



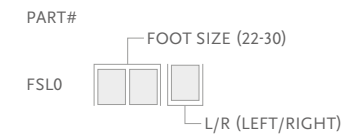
Includes:

- Foot Module with Male Pyramid
- Foot Cover Kit\*

\*For Balance Foot J with brown foot cover, add "BR" to the part#.

### COSMETIC FINISHING

#### FOOT COVER KIT, BEIGE AND BROWN\*



Includes:

- Foot Cover Kit
- Foot Cover Attachment
- Flex-Foot Sock

\*Please specify when ordering brown covers, add "BR" to the end of the part number.

#### FLEX-FOOT SOCKS

Used to cover the composite foot module to protect the foot and eliminate noise between foot module and foot shell.

Part#	Description	Size	Color
FCX63022	FF Sock Small 1 pc	22-25	Black
FCX63025	FF Sock Large 1 pc	26-30	Black
FCX63022-15	FF Sock Small 15 pcs	22-25	Black
FCX63026-15	FF Sock Large 15 pcs	26-30	Black



## FLEX-FOOT ASSURE®



The Flex-Foot Assure is ideal as a first prosthesis or a more permanent option for the less active, particularly those experiencing poor vascular health and/or diabetes.

Designed specifically for slower speed walkers, Flex-Foot Assure incorporates an active heel combined with the full-length keel that work together to protect the vulnerable sound limb. The proven design and simple fit of Assure allows basic ambulators to take advantage of premium technology just right for them.

Unity for Flex-Foot Assure is a sleeveless vacuum suspension system designed to stabilise volume fluctuations and maintain comfortable socket fit throughout the day. It is specifically designed for the low to moderate active user and in combination with Seal-In technology, it provides secure suspension and volume management. The lightweight foot incorporates an active heel combined with the full-length keel that work together to protect the vulnerable sound limb. The proven design and simple fit of Assure allows basic ambulators to take advantage of premium technology just right for them without the restricting effect of an external suspension sleeve. Unity adds minimal weight, no extra build height to the prosthesis and does not interfere with the foot module dynamics.



User information	
Amputation Level:	Transfemoral and Transtibial
Impact Level:	Low
Maximum Patient Weight:	136kg



PROPORTIONAL RESPONSE



CARBON-X® ACTIVE HEEL



FULL LENGTH TOE LEVER



ACTIVE TIBIAL PROGRESSION



WATERPROOF\*



WEATHERPROOF\*\*

\* Flex-Foot Assure with glass tube

\*\* Flex-Foot Assure with pyramid

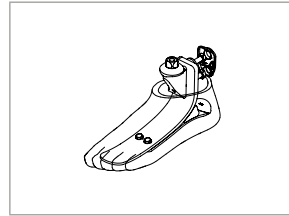
Foot Information	
Categories:	1-5
Sizes:	19-30
Weight of Foot: (Size 27)	544g w/ Pyramid and Foot Cover
Build Height: (Size 27)	125mm w/ Pyramid and Foot Cover
Heel Height:	10mm
Adapter Options:	Male Pyramid or Fiberglass Tube

Unity System Information	
Foot Sizes:	22-30
Maximum Vacuum:	-23inHg (-600mmHg)
Normal Operating Pressure:	-15-18 inHg
Added System Weight:	104g w/ Pump, Socket Valve and Tube

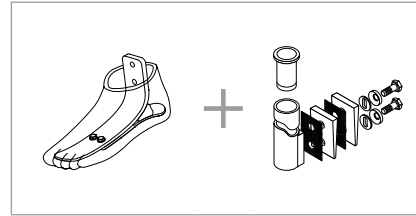
# FLEX-FOOT ASSURE®

## ORDERING INFORMATION

FOR COMPLETE FOOT



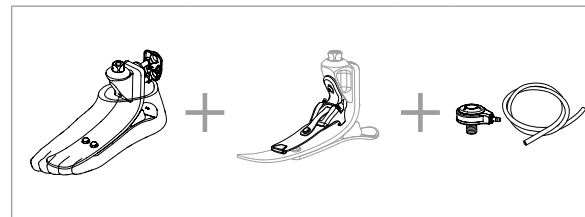
FOR COMPLETE FOOT WITH TUBE



Please select the appropriate Unity Pump Module kit according to foot module size when placing an order and Unity will come preassembled on the foot. For extra convenience and system compatibility, Unity Valve Kits are highly recommended as a means of connecting to the socket.

For liner selection charts and item numbers please refer to the appropriate Icross Seal-In page.

FOR COMPLETE FOOT



## CATEGORY SELECTION CHART

Weight kg	45-61	62-80	81-97	98-114	115-136
19-20**	1	2	N/A	N/A	N/A
21-22**	1	2	N/A	N/A	N/A
23-24	1	2	3	4	N/A
25-26	1	2	3	4	5
27-28	1	2	3	4	5
29-30	N/A	2	3	4	5

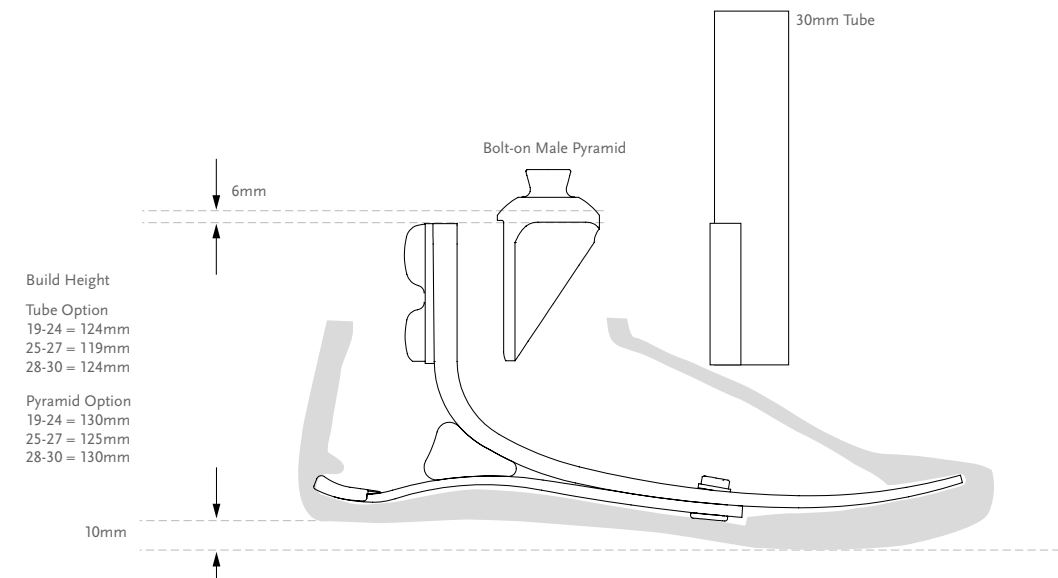
NOTE: The above categories apply only to Flex-Foot Assure

\*All sizes not available for each category

\*\*Unity for Flex-Foot Assure is available from sizes 22 and in all categories.

# FLEX-FOOT ASSURE®

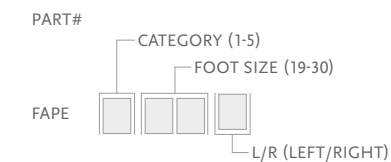
## CLEARANCE



\*Note: Flex-Foot Assure with Unity has the same build height as Flex Foot Assure with a Pyramid Option.

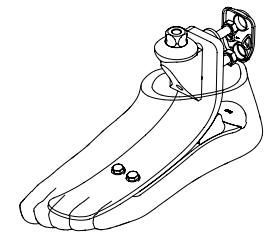
## KITS

### FLEX-FOOT ASSURE KIT WITH MALE PYRAMID

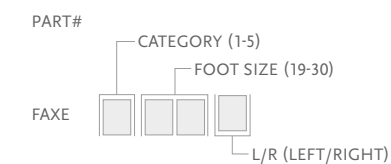


- Includes:
- Foot Module with Male Pyramid
  - Foot Cover Kit\*

\*For Flex-Foot Assure with brown foot cover, add "BR" to the part#.

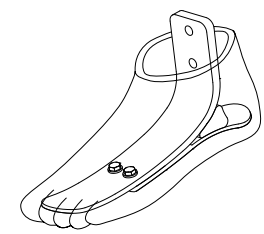


### FLEX-FOOT ASSURE KIT WITHOUT ADAPTER



- Includes:
- Foot Module
  - Foot Cover Kit\*

\*For Flex-Foot Assure with brown foot cover, add "BR" to the part#.



# FLEX-FOOT ASSURE®

## COMPONENTS

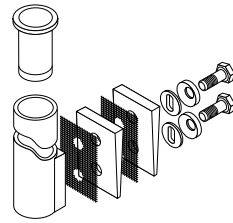
### MALE PYRAMID ADAPTER WITH BOLTS

Part#	Cat.	Weight
SFX00165	ALL	158g



### 30MM FIBERGLASS TUBE KIT

Part#	Cat.	Wall	Thickness	Length	Weight
SFX00001	Red	1-3	3mm	279mm	292g
SFX00002	Red	1-3	3mm	381mm	333g
SFX00003	Green	4-5	4mm	279mm	331g
SFX00004	Green	4-5	4mm	381mm	401g



### Includes:

- Tube Insert (cat. 4-5)
- Bolts (5/16" UNF)
- Spherical Washers
- Friction Pads
- Loctite 410
- Alignment Wedges

### UNITY KITS

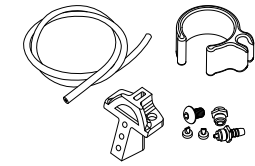
Picture	Part#	Description	Applicable Foot Kits
1	UFA0024	FAP-JBP Unity Pump S22-24	Flex-Foot Assure Size 22-24
1	UFA0027	FAP-JBP Unity Pump S25-27	Flex-Foot Assure Size 25-27
1	UFA0030	FAP-JBP Unity Pump S28-30	Flex-Foot Assure Size 28-30
2	UTT0001	Unity TT Valve Kit	All
3	UTF0001	Unity TF Valve Kit	All
4	UTF0006	Unity TF Tube Kit	All
5	L-544611	Icelock 544 Kit Unity	All



# FLEX-FOOT ASSURE®

## SPARE COMPONENTS

Part#	Description
UFA00021	Unity FAP-JBP Components 22-24
UFA00022	Unity FAP-JBP Components 25-27
UFA00023	Unity FAP-JBP Components 28-30

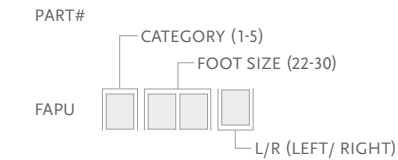


### Includes:

- Pump Blade
- Membrane
- Barb Fittings
- Check valves
- Mounting Screw
- Tube
- Loctite
- Tube clamp

## FOOT KITS APPLICABLE WITH UNITY

### FLEX-FOOT ASSURE WITH MALE PYRAMID



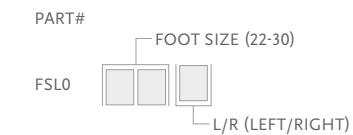
### Includes:

- Foot Module with Male Pyramid
- Foot Cover Kit\*

\*For Flex-Foot Assure with brown foot cover, add "BR" to the part#.

## COSMETIC FINISHING

### FOOT COVER KIT, BEIGE AND BROWN\*



### Includes:

- Foot Cover Kit
- Foot Cover Attachment

NOTE: For sizes 19-21, use FCX0\* instead of FSL0\*

\*For Flex-Foot Assure with brown foot cover, add "BR" to the part#.

### FLEX-FOOT SOCKS

Used to cover the composite foot module to protect the foot and eliminate noise between foot module and foot shell.

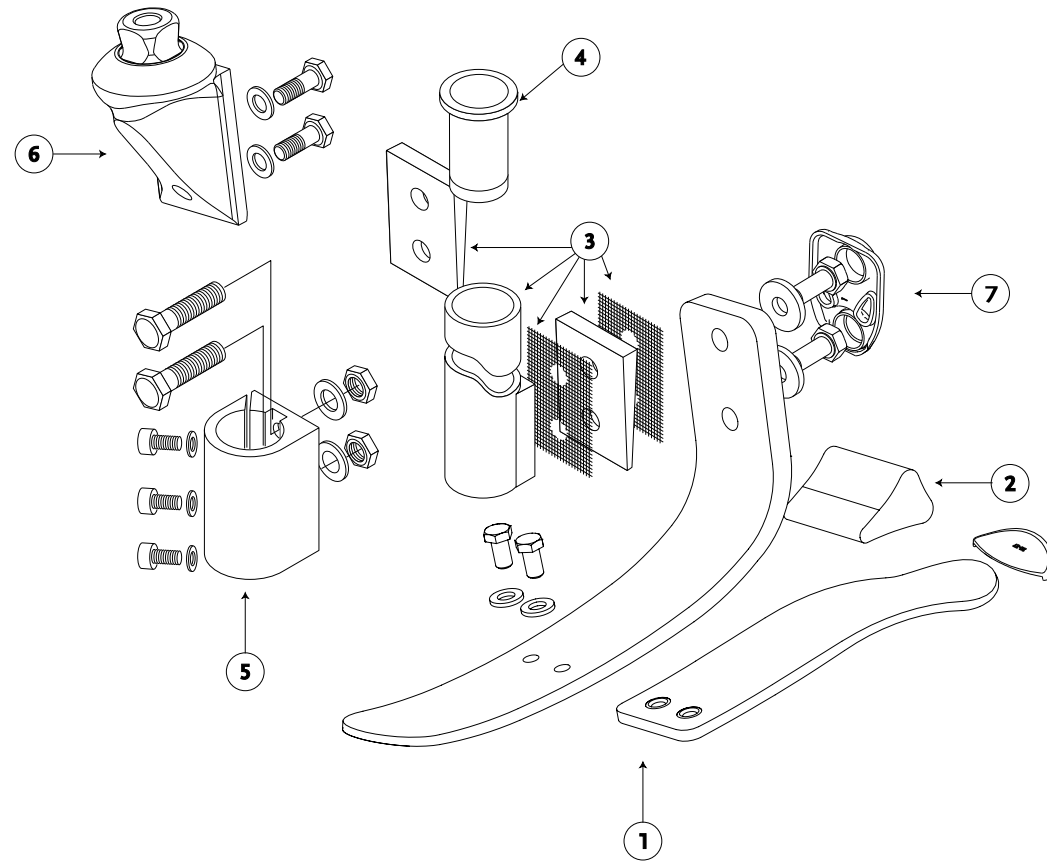
Part#	Description	Size	Color
FCX63022	FF Sock Small 1 pc	22-25	Black
FCX63025	FF Sock Large 1 pc	26-30	Black
FCX63022-15	FF Sock Small 15 pcs	22-25	Black
FCX63026-15	FF Sock Large 15 pcs	26-30	Black





## FLEX-FOOT ASSURE®

### DIAGRAM



	Description
1.	Foot Module
2.	Foam Wedge
3.	30mm Fiberglass Tube Kit
4.	Tube Insert for SF5-SF6
5.	30mm Alignment Fitting Tool
6.	Male Pyramid
7.	Attachment Bolts

## PROPRIO FOOT®

UNITY  
COMPATIBLE



PROPRIO FOOT is an adaptive microprocessor controlled ankle for low to moderately active amputees. Motor-powered ankle motion increases toe clearance in swing phase by raising the forefoot, reducing the risk of trips and falls. It also adjusts the ankle angle to changing terrain, providing stable foot placement on stairs and inclined surfaces.

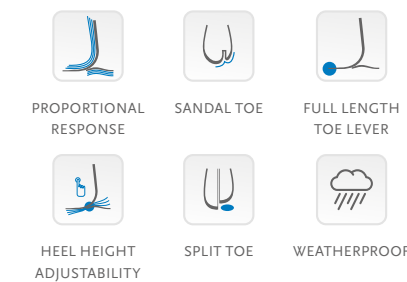
### KEY FEATURES

- Increased toe clearance in swing
- Automatic terrain adaptation on level-ground, ramps and stairs
- Dynamic carbon foot blade with exceptional roll-over characteristics
- Relax-mode for comfortable sitting and chair-exit-mode for easier sit transfers
- Integrated battery
- Weatherproof
- Accompanying Össur Logic app for iOS devices provides:
  - Simple practitioner setup and adjustments, and printable user activity reports
  - User adjustable ankle alignment for changing footwear
  - Selection of user preferences and monitoring of step count and battery charge level



User Information	
Amputation Level:	Transtibial and Transfemoral
Impact Level:	Low to Moderate
Maximum Patient Weight:	125kg

Foot Information	
Categories:	1-8
Size:	22-30
Weight of Foot (Size 27, Cat. 5):	1.5 kg incl. Foot Cover
Heel Height Adjustability:	Up to 50mm
Build Height (Size 27, Cat. 5):	180 mm



Unity System Information	
Unity Size:	25-30
Maximum Vacuum:	-23inHg (-600mmHg)
Normal Operating Pressure:	-16-20 inHg
Added System Weight:	Approximately 130g w/ Pump, Socket Valve and Tube

## PROPRIO FOOT®

### ORDERING INFORMATION

### CATEGORY SELECTION GUIDE

Weight kg	45-52	53-59	60-68	69-77	78-88	89-100	101-116	117-125
Low Impact Level	1	1	2	3	4	5	6	7
Moderate Impact Level	1	2	3	4	5	6	7	8

### SELECTION CHART FOR PRODUCT VARIANTS

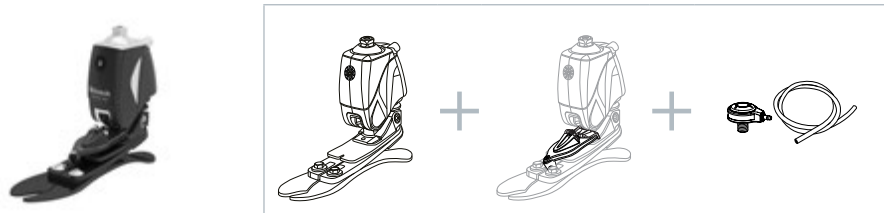
Category	1	2	3	4	5	6	7	8		
Size 22	FSF Foot Cover No Unity available					N/A				
Size 23										
Size 24										
Size 25	FST Foot Cover Unity available									
Size 26										
Size 27										
Size 28									N/A	
Size 29										
Size 30										

#### FOR COMPLETE FOOT



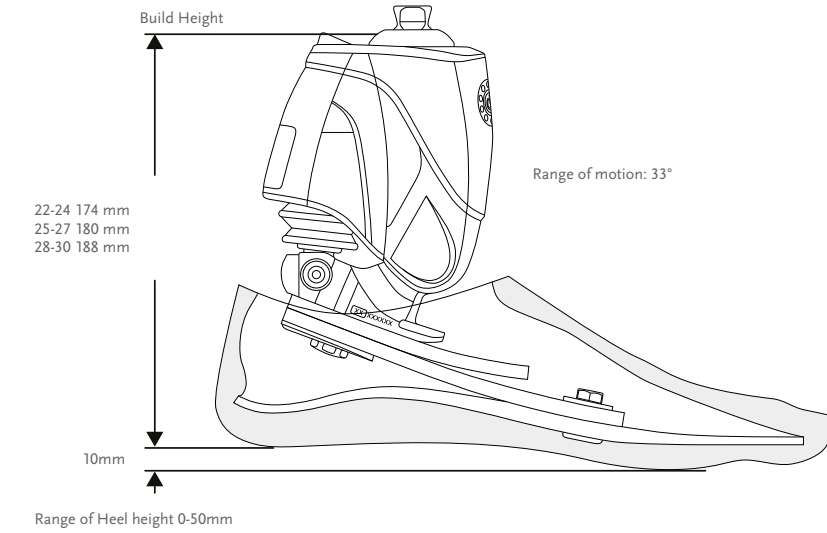
Unity can be ordered with PROPRIO FOOT in sizes 25 and above. Please select the appropriate Unity Pump Module kit according to foot module size when placing an order and Unity will come preassembled on the foot. For extra convenience and system compatibility, Unity Valve Kits are highly recommended as a means of connecting to the socket.

#### FOR COMPLETE FOOT WITH UNITY



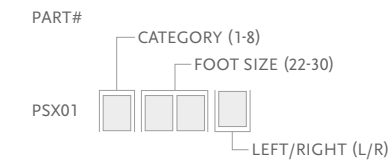
## PROPRIO FOOT®

### CLEARANCE



### KITS

#### PROPRIO FOOT



#### Includes:

- Removable Foot Cover with Black Spectra Sock
- Power Supply w/Plug

\*For PROPRIO FOOT with brown foot cover add a "BR" suffix to the part number.

### COMPONENTS

Part#	Description
CME50110	Power Supply Kit

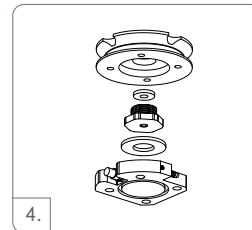
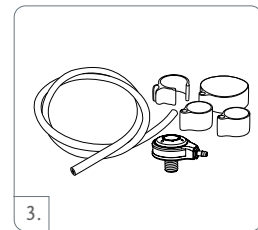
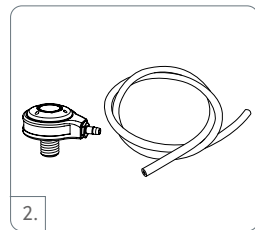
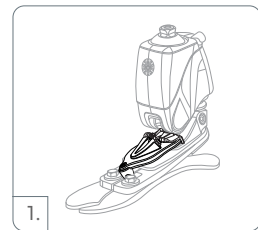


## PROPRIO FOOT®

### UNITY

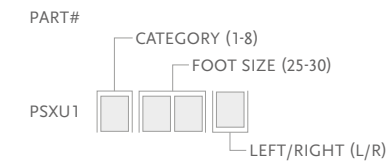
#### UNITY KITS

Picture	Part#	Description	Applicable Foot Kits
1	UPS0530	Unity for PROPRIO FOOT Small	Size 25-27 / Cat. 1-5
1	UPS0630	Unity for PROPRIO FOOT Large	Size 25-27 / Cat. 6-8 & Size 28-30 / Cat. 1-8
2	UTT0001	Unity TT Valve Kit	All
3	UTF0001	Unity TF Valve Kit	All
4	L-544611	Icelock 544 Kit	All



### FOOT KITS APPLICABLE WITH UNITY

#### PROPRIO FOOT WITH UNITY



Includes:

- Removable Foot Cover with Black Spectra Sock

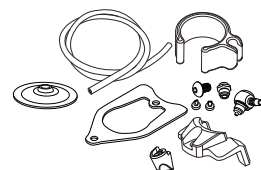
\*For PROPRIO FOOT with brown foot cover add a "BR" suffix to the part number.

### UNITY SPARE COMPONENTS

Part#	Description	Applicable Foot Kits
UPS00024	Replacement Kit for Unity S	Size 25-27 / Cat. 1-5
UPS00025	Replacement Kit for Unity L	Size 25-27 / Cat. 6-8 & Size 28-30 / Cat. 1-8

Includes:

- Membrane
- Check valves
- Barb fittings
- Tube
- Tube fastener
- Heel pad

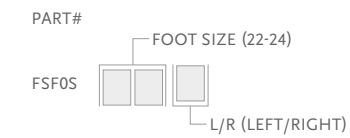


## PROPRIO FOOT®

### REPLACEMENT PARTS

Please refer to "Selection Chart for Product Variants" table for selection of foot covers

#### FSF - FOOT COVER KIT, BEIGE AND BROWN\*



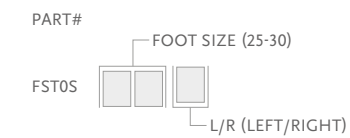
Includes:

- Foot Cover
- Black Spectra Sock

\*For brown foot cover please add a "BR" suffix to the part number.



#### FST - FOOT COVER KIT, BEIGE AND BROWN\*



Includes:

- Foot Cover
- Foot Cover Attachment
- Black Spectra Sock

\*For brown foot cover please add a "BR" suffix to the part number.



#### SPECTRA SOCKS

Used to cover the composite foot module to protect the foot and eliminate noise between foot module and foot shell.

Part#	Description	Size	Color
FCX64022	Spectra Sock Small 1 pc	22-25	Black
FCZ64026	Spectra Sock Large 1 pc	26-30	Black



### EXTENDED WARRANTY

#### PROPRIO FOOT KIT EXTENDED WARRANTY\*

Part#	Description
PSXGE1Y	1 Year Extended Warranty
PSXGE3Y	3 Year Extended Warranty
PSXSCAW	Voluntary after Warranty Service Check
PSX1SC20M	20 Months Voluntary Service Check
PSX1SC40M	40 Months Service Check

\* Initial PROPRIO FOOT limited warranty period: 24 months. Extended warranty is available for purchase, contact Össur Customer Service for options and prices. Maximum total warranty period is 5 years, must be purchased within one year of original purchase date.

# TALUX®



The tarsal core and Achilles Strap provide multi-axial function, while the Dual J-Springs enhances forward motion, giving users ideal proportions of balance and agility.

Emulating many of the anatomical features of the human foot, the Talux has been specially designed to provide fluid, natural walking motion in a variety of terrains, for users of low to moderate activity. Talux now comes with a sandal toe for ease of footwear selection.



User Information	
Amputation Level:	Transfemoral and Transtibial
Impact Level:	Low to Moderate
Maximum Patient Weight:	147kg

Foot Information	
Categories:	1-8
Sizes:	23-30
Weight of Foot: (Size 27)	860g w/ Pyramid and Foot Cover
Build Height: (Size 27)	182mm w/ Pyramid and Foot Cover
Heel Height:	10mm
Adapter Options:	Male Pyramid, Tube Kit, or Quick-Align™

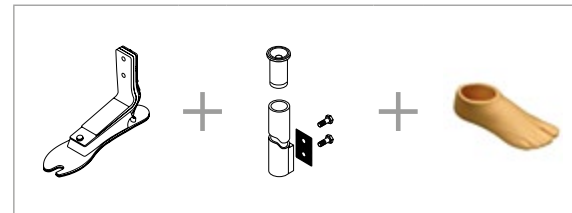


## ORDERING INFORMATION

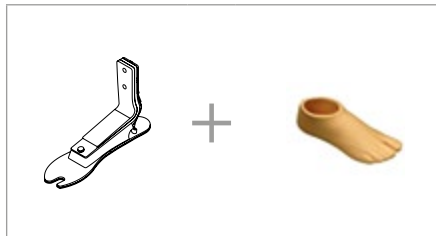
FOR COMPLETE FOOT WITH MALE PYRAMID



FOR COMPLETE FOOT WITH CARBON FIBER TUBE



FOR COMPLETE FOOT WITHOUT ADAPTER



# TALUX®

## CATEGORY SELECTION CHART

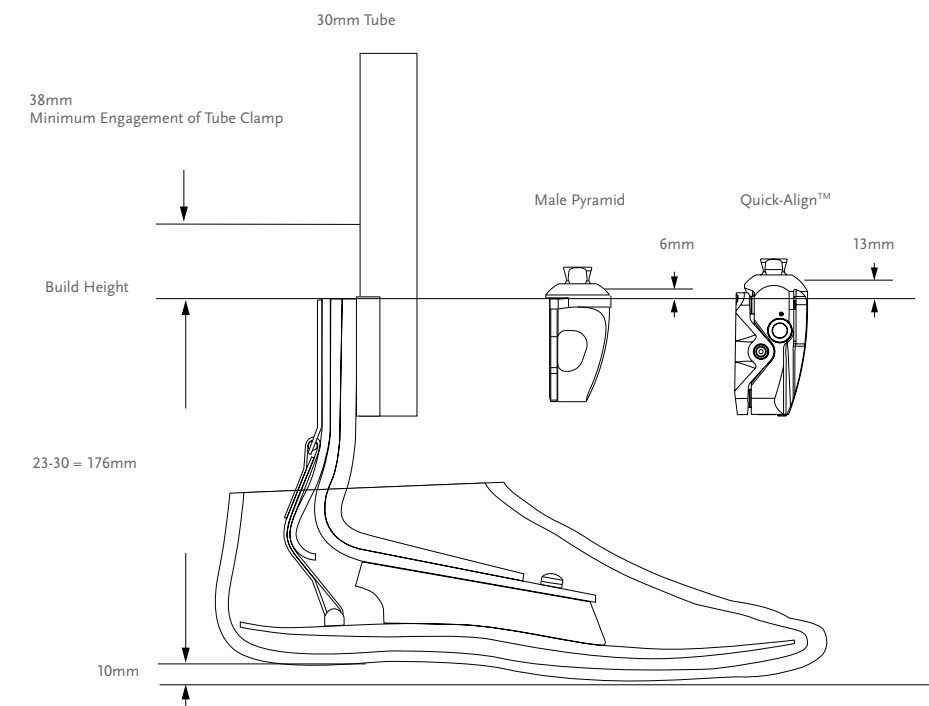
### LOW IMPACT

Weight kg	45-52	53-59	60-68	69-77	78-88	89-100	101-116	117-130	131-147
23-24	1	1	2	3	4	5	N/A	N/A	N/A
25-26	N/A	N/A	2	3	4	5	6	7	N/A
27-28	N/A	N/A	N/A	3	4	5	6	7	8
29-30	N/A	N/A	N/A	N/A	4	5	6	7	8

### MODERATE IMPACT

Weight kg	45-52	53-59	60-68	69-77	78-88	89-100	101-116	117-130	131-147
23-24	1	2	3	4	5	N/A	N/A	N/A	N/A
25-26	N/A	2	3	4	5	6	7	N/A	N/A
27-28	N/A	N/A	3	4	5	6	7	8	N/A
29-30	N/A	N/A	N/A	4	5	6	7	8	N/A

## CLEARANCE

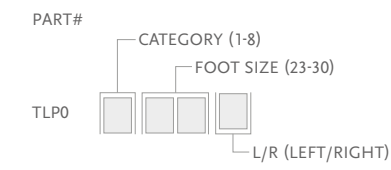




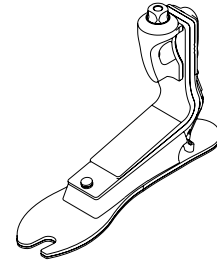
# TALUX®

## KITS

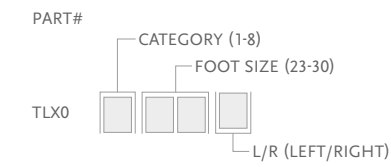
### TALUX MALE PYRAMID OPTION



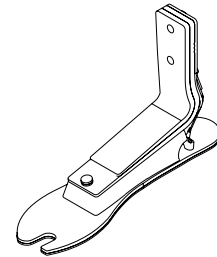
- Includes:
- Foot Module
  - Achilles Strap
  - Tarsal Core
  - Attachment Hardware
  - Male Pyramid



### TALUX WITHOUT ADAPTER



- Includes:
- Foot Module
  - Achilles Strap
  - Tarsal Core
  - Attachment Hardware



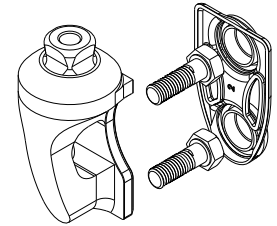
# TALUX®

## KITS

### MALE PYRAMID ADAPTER KITS

Part#	Weight	Cat.
FFC2210003	180g	1-6
FFC2210004	220g	7-8

- Includes:
- Pyramid
  - Bolt Caps
  - Hardware (M8 or M10 bolts)
  - Loctite 410



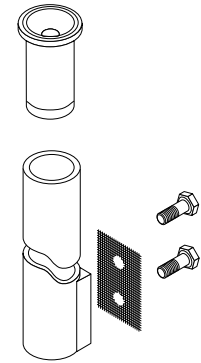
# TALUX®

## KITS

### 30MM CARBON FIBER TUBE KIT

Part#	Weight	Length	Cat.
TLX01011	216g	229mm	1-6
TLX01012	275g	229mm	7-8
TLX01013	293g	381mm	1-6
TLX01014	369g	381mm	7-8

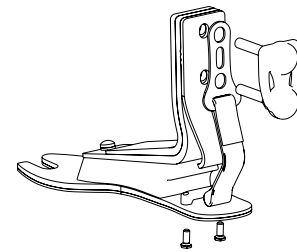
- Includes:
- Carbon Fiber Tube
  - Attachment Hardware ( 5/16" UNF bolts)
  - Friction Pads
  - Loctite
  - Tube Insert (cat. 7-8)



### ACHILLES STRAP KITS

Part#	Cat.	Foot Size
TLX01002	1-6	23-26
TLX01003	1-6	27-28
TLX01004	7-8	23-26
TLX01005	7-8	27-30

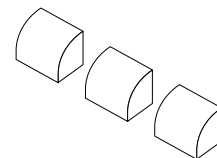
- Includes:
- Strap
  - Hanger
  - Pin
  - Bolts



### HEEL WEDGE KIT

Part#	Description
TLX01001	Heel Wedge Kit

- Includes:
- 3 Wedges
  - Adhesive



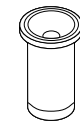
# TALUX®

## COMPONENTS

### TUBE INSERT

Part#	Weight	Diameter	Cat.
A-718009	18g	30mm	7-8

Part#	Description
CM160016	Loctite 410 black



### ATTACHMENT BOLTS FOR 30MM TUBE

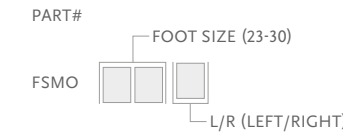
Part#	Cat.	Size	Length
CM130219	1-6	24 x 5/16"	1 3/4"
CM130213	7-9	24 x 3/8"	1 3/4"

### ATTACHMENT BOLTS FOR PYRAMID

Part#	Cat.	Size	Length
CM130234	1-6	M8	35mm
CM130223	7-8	M10	35mm

## COSMETIC FINISHING

### FOOT COVER KIT, BEIGE AND BROWN\*



- Includes:
- Foot Cover
  - Attachment Plate
  - Flex-Foot Sock

\*Please specify when ordering brown covers add "BR" to the part#.

### FLEX-FOOT SOCKS

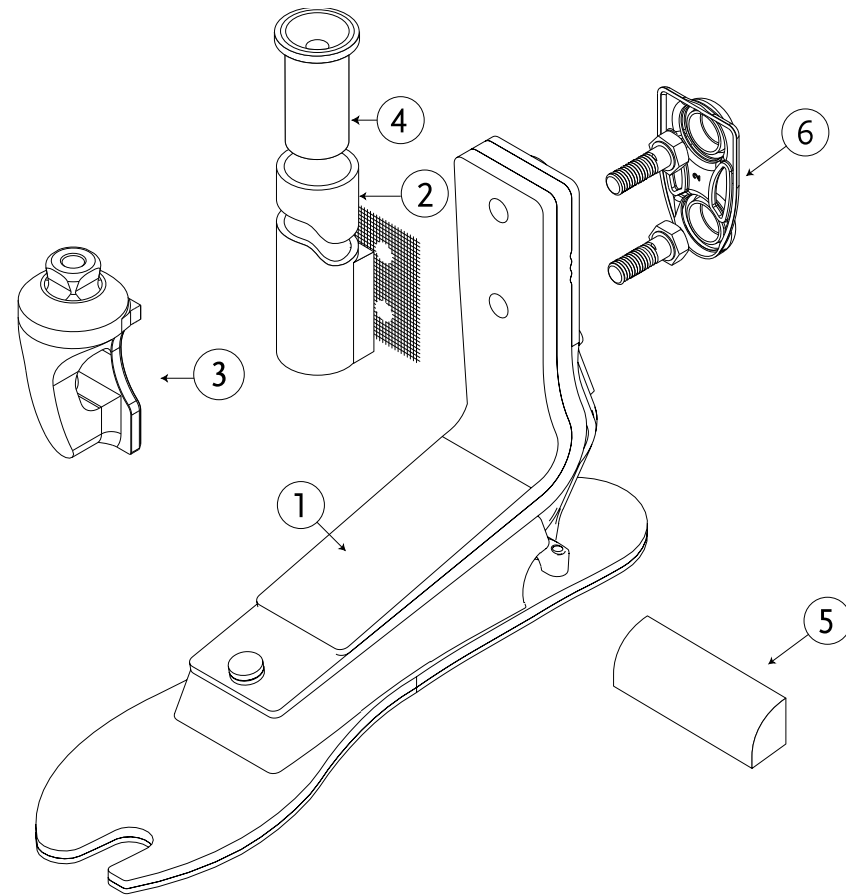
Used to cover the composite foot module to protect the foot and eliminate noise between foot module and foot shell.

Part#	Description	Size	Colour
FCX63022	FF Sock Small 1 pc	22-25	Black
FCX63025	FF Sock Large 1 pc	26-30	Black



# TALUX®

## DIAGRAM



	Description
1.	Foot Module
2.	30mm Carbon Fiber Tube Kits
3.	Bolt-On Male Pyramid
4.	Tube Insert
5.	Talux Wedge Kit
6.	Plastic Cap

# PRO-FLEX® PIVOT

UNITY  
COMPATIBLE



Combining an incredible 27° ankle motion and significantly greater ankle power than a conventional carbon fiber foot, Pro-Flex has been developed specifically to enhance protection of the sound side. It closely mimics regular biomechanics, delivering a proven 11% reduction in load on the contralateral limb.

- 27° ankle motion
- Helps reduce load on contralateral limb by 11%
- Exceptional energy return
- Innovative pivot mechanism
- Aesthetically pleasing, anatomical footcover

Össur recommends using Pro-Flex in conjunction with the sleeveless vacuum suspension system Unity®, which adds minimal weight and no extra build height, and does not interfere with Pro-Flex dynamics. Unity is designed to provide secure suspension in combination with Icross Seal-In® technology, while stabilising volume fluctuations and maintaining comfortable socket fit throughout the day.



User Information	
Amputation Level:	Transfemoral and Transtibial
Impact Level:	Low to Moderate
Maximum Patient Weight:	125 kg

Unity System Information	
Maximum Vacuum:	-23inHg (-600mmHg)
Normal Operating Pressure:	-16-20 inHg
Added System Weight:	75g w/ Pump, Socket Valve and Tube

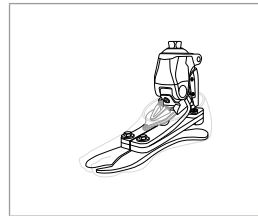
Foot information	
Categories:	1-7
Sizes:	22-30
Weight of Foot: (Size 27, Cat. 5)	920g w/ Foot Cover
Build Height: (Size 27)	155mm
Heel Height:	10mm
Adapter Options:	Male Pyramid



## PRO-FLEX® PIVOT

### ORDERING INFORMATION

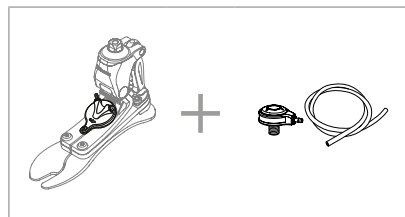
FOR COMPLETE FOOT



Please select the appropriate Unity Pump Module kit according to foot module size when placing an order and Unity will come preassembled on the foot. For extra convenience and system compatibility, Unity Valve Kits are highly recommended as a means of connecting to the socket.

For liner selection charts and item numbers please refer to the appropriate Icross Seal-In page.

FOR COMPLETE FOOT WITH UNITY

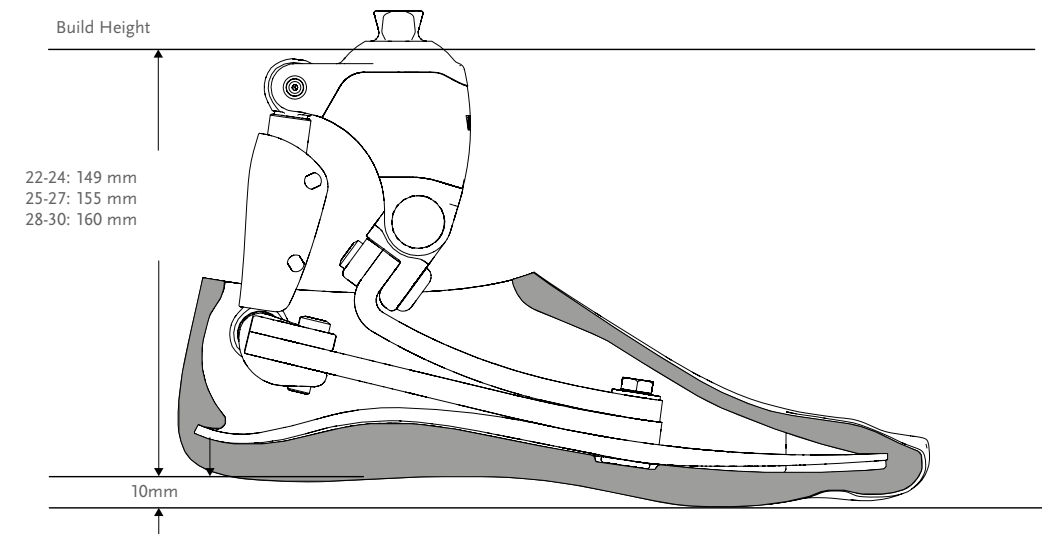


### CATEGORY SELECTION CHART

Weight kg	45-52	53-59	60-68	69-77	78-88	89-100	101-116	117-125
<b>Low Impact Category</b>								
Sizes 22	1	1	2	3	4	N/A	N/A	N/A
Sizes 23-24	1	1	2	3	4	5	N/A	N/A
Sizes 25-26	2	2	2	3	4	5	6	7
Sizes 27-28	N/A	N/A	N/A	3	4	5	6	7
Sizes 29-30	N/A	N/A	N/A	N/A	4	5	6	7
<b>Moderate Impact Category</b>								
Sizes 22	1	2	3	4	N/A	N/A	N/A	N/A
Sizes 23-24	1	2	3	4	5	N/A	N/A	N/A
Sizes 25-26	2	2	3	4	5	6	7	N/A
Sizes 27-28	N/A	N/A	3	4	5	6	7	N/A
Sizes 29-30	N/A	N/A	N/A	4	5	6	7	N/A

## PRO-FLEX® PIVOT

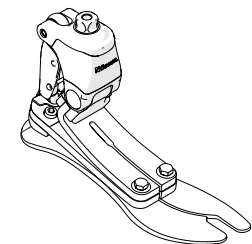
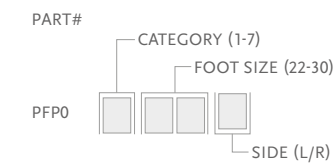
### CLEARANCE



\*Note: Pro-Flex with Unity has the same build height as Pro-Flex.

### KITS

#### PRO-FLEX



- Includes:
- Foot Module
  - Removable Foot Cover\* with a black Spectra Sock

\*For Pro-Flex with brown foot cover add a "BR" suffix to the part#.



## PRO-FLEX® PIVOT

### UNITY

#### UNITY KITS

Picture	Part#	Description	Applicable Foot Kits
1	UPF0001	PFP Unity Pump S22-30	Pro-Flex Size 22-30
2	UTT0001	Unity TT Valve Kit	All
3	UTF0001	Unity TF Valve Kit	All
4	UTF0006	Unity TF Tube Kit	All
5	L-5446XX	Icelock 544 Kit	All

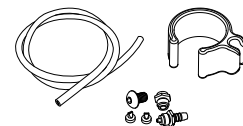


#### UNITY SPARE COMPONENTS

Part#	Description
UPF00011	Unity PFP Components 22-30

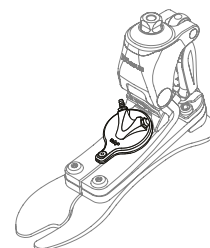
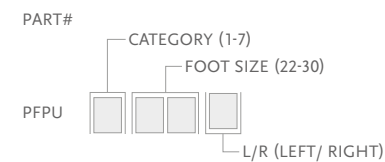
Includes:

- Unity Tube
- Unity Tube Clamp
- Check Valves
- Inlet Port
- Outlet Port
- Loctite



#### FOOT KITS APPLICABLE WITH UNITY

##### PRO-FLEX PIVOT AND UNITY PUMP



Includes:

- Foot Module
- Removable Foot Cover\* with a black Spectra Sock

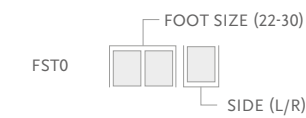
\*For Pro-Flex with brown foot cover add a "BR" suffix to the part# Note: Unity will come preassembled on the foot if ordered with PFPU

## PRO-FLEX® PIVOT

### COSMETIC FINISHING

#### FOOT COVER KIT, BEIGE AND BROWN\*

PART#



Includes:

- Footcover
- Footcover Attachment
- Black Spectra Sock

\*Note: Please specify when ordering brown covers, add "BR" to the part#.

#### FLEX-FOOT SOCKS

Used to cover the composite foot module to protect the foot and eliminate noise between foot module and foot shell.

Part#	Description	Size	Color
FCX63022	FF Sock Small 1 pc	22-25	Black
FCX63025	FF Sock Large 1 pc	26-30	Black
FCX63022-15	FF Sock Small 15 pcs	22-25	Black
FCX63026-15	FF Sock Large 15 pcs	26-30	Black



ÖSSUR FEET

ÖSSUR FEET

# PRO-FLEX® XC

UNITY  
COMPATIBLE



Pro-Flex XC has been developed to comfortably accommodate the active user, who enjoys hiking and jogging, as well as level-ground walking. Comes with an aesthetically pleasing, anatomical footcover and integrated male pyramid.

Pro-Flex XC is rated Waterproof, which means it is fully resistant to both chlorine and salt water submersion.

Unity for Pro-Flex XC is available either pre-fit with a new foot or as a retrofit option. Used in combination with Iceross® Seal-In® liners, Unity provides advanced vacuum suspension for the socket during ambulation, without the constraints of an external sleeve. Reliable, effective and easy to use, it is designed to improve balance and prevent skin problems.



User information	
Amputation Level:	Transfemoral and Transtibial
Impact Level:	Low to High
Maximum Patient Weight:	166kg



ACTIVE TIBIAL PROGRESSION



SPLIT TOE



SANDAL TOE



ANATOMICAL FOOT



WEATHERPROOF\*



WATERPROOF

\* weatherproof when paired with Unity

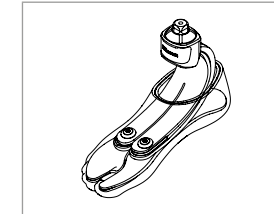
Foot information	
Categories:	1-9
Size:	22-30
Weight of Foot: (Size 27)	772g w/ Foot Cover and Sock
Build Height: (Size 27)	155mm w/ Male Pyramid and Foot Cover
Heel Height:	10mm
Adapter Options:	Male Pyramid

Unity System Information	
Maximum Vacuum:	-23inHg (-600mmHg)
Normal Operating Pressure:	-16-20 inHg
Added System Weight:	91g w/ Pump, Socket Valve and Tube

# PRO-FLEX® XC

## ORDERING INFORMATION

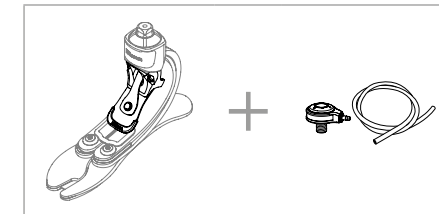
FOR COMPLETE FOOT



Please select the appropriate Unity Pump Module kit according to foot module size when placing an order and Unity will come preassembled on the foot. For extra convenience and system compatibility, Unity Valve Kits are highly recommended as a means of connecting to the socket.

For liner selection charts and item numbers please refer to the appropriate Iceross Seal-In page.

FOR COMPLETE FOOT WITH UNITY

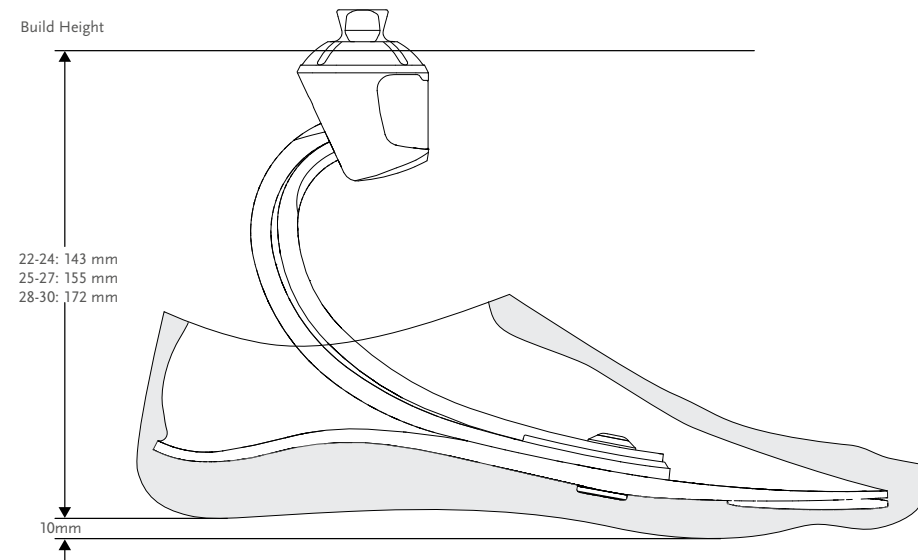


## CATEGORY SELECTION CHART

Weight kg	45-52	53-59	60-68	69-77	78-88	89-100	101-116	117-130	131-147	148-166
<b>Low Impact Category</b>										
Sizes 22-24	1	1	2	3	4	5	6	N/A	N/A	N/A
Sizes 25-27	1	1	2	3	4	5	6	7	8	9
Sizes 28-30	3	3	3	3	4	5	6	7	8	9
<b>Moderate Impact Category</b>										
Sizes 22-24	1	2	3	4	5	6	N/A	N/A	N/A	N/A
Sizes 25-27	1	2	3	4	5	6	7	8	9	N/A
Sizes 28-30	3	3	3	4	5	6	7	8	9	N/A
<b>High Impact Category</b>										
Sizes 22-24	2	3	4	5	6	N/A	N/A	N/A	N/A	N/A
Sizes 25-27	2	3	4	5	6	7	8	9	N/A	N/A
Sizes 28-30	3	3	4	5	6	7	8	9	N/A	N/A

## PRO-FLEX® XC

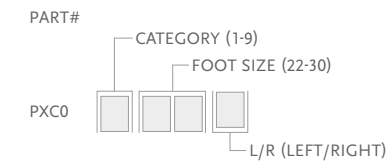
### CLEARANCE



\*Note: Pro-Flex XC with Unity has the same build height as Pro-Flex XC.

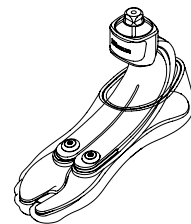
### KITS

#### PRO-FLEX XC WITH MALE PYRAMID



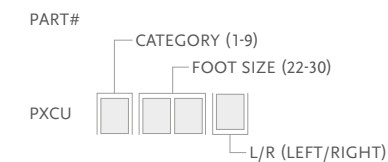
- Includes:
- Foot Module
  - Removable Foot Cover\* with a black Spectra Sock

\*For Pro-Flex XC with brown foot cover add a "BR" suffix to the part#.



#### FOOT KITS WITH UNITY

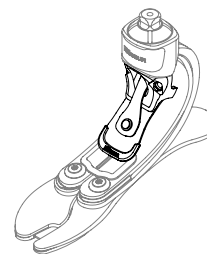
##### PRO-FLEX XC WITH MALE PYRAMID AND UNITY PUMP



- Includes:
- Foot Module
  - Removable Foot Cover\* with a black Spectra Sock
  - Unity Pump

\*For Pro-Flex XC with brown foot cover add a "BR" suffix to the part#.

Note: Unity pump will come preassembled on the foot. Valve kit needs to be ordered separately.

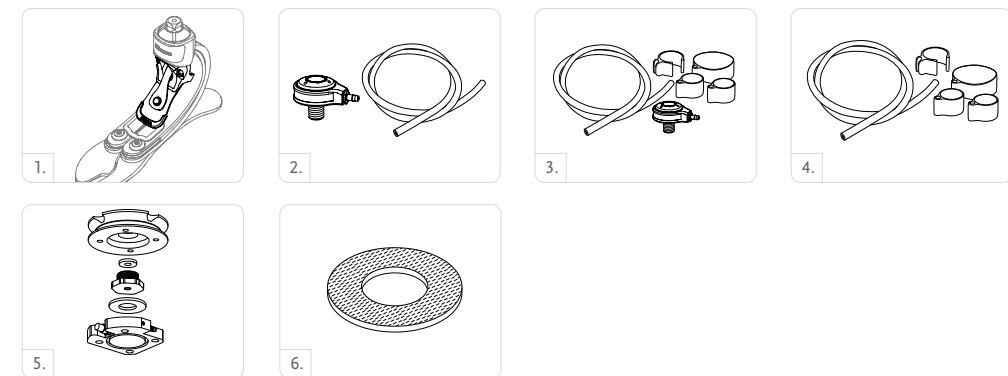


## PRO-FLEX® XC

### UNITY

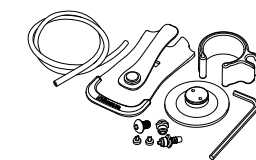
#### UNITY KITS

Picture	Part#	Description	Applicable Foot Kits
1	UPC0024	PXC Unity pump S22-24	Pro-Flex XC Size 22-24
1	UPC0027	PXC Unity pump S25-27	Pro-Flex XC Size 25-27
1	UPC0030	PXC Unity pump S28-30	Pro-Flex XC Size 28-30
2	UTT0001	Unity TT Valve Kit	All
3	UTF0001	Unity TF Valve Kit	All
4	UTF0006	Unity TF Tube Kit	All
5	L-544611	Icelock 544 Kit Unity	All
6	UTT1103	Unity Valve Air Filter Pack (10 p.)	All



#### UNITY SPARE COMPONENTS

Part#	Description
UPC00021	PXC Unity Components S22-24
UPC00022	PXC Unity Components S25-27
UPC00023	PXC Unity Components S28-30



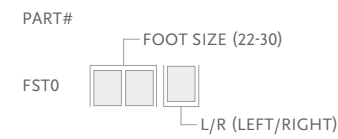
Includes:

- Pump Blade
- Membrane
- Barb Fittings
- Check valves
- Mounting Screw
- Tube
- Loctite
- Hex key

## PRO-FLEX® XC

### COSMETIC FINISHING

#### FOOT COVER KIT, BEIGE AND BROWN\*



Includes:

- Foot Cover\*
- Foot Cover Attachment
- Black Spectra Sock

\*Note: Please specify when ordering brown covers, add "BR" to the part#.

#### FLEX-FOOT SOCKS


Used to cover the composite foot module to protect the foot and eliminate noise between foot module and foot shell.

Part#	Description	Size	Color
FCX63022	FF Sock Small 1 pc	22-25	Black
FCX63025	FF Sock Large 1 pc	26-30	Black
FCX63022-15	FF Sock Small 15 pcs	22-25	Black
FCX63026-15	FF Sock Large 15 pcs	26-30	Black



## PRO-FLEX® XC TORSION

UNITY  
COMPATIBLE



Pro-Flex XC has been developed to comfortably support the active user who enjoys hiking and jogging, as well as level-ground walking.

Pro-Flex XC Torsion combines the Pro-Flex XC features of energy return and smooth roll-over, with valuable shock absorption and rotational capabilities. The sole blade offers a effective full-length toe, and a wider foot blade than traditional feet.

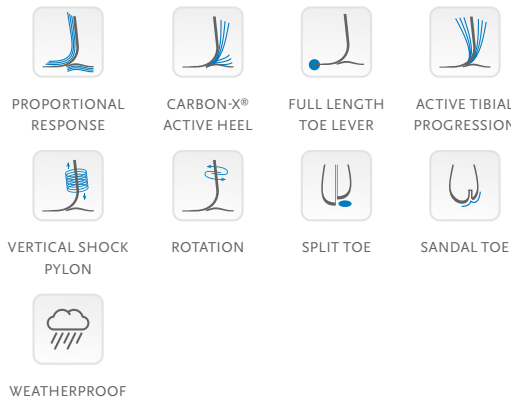
The foot is ideal for active users who want to use a single, lightweight foot for their normal daily life, as well as a range of higher impact activities.

Less load and more dynamics means that amputees can enjoy greater comfort in a wide range of activities. The well-designed and lightweight anatomical foot cover features a steady-grip sole for barefoot stability on wet or slick surfaces, and a sandal-clamping toe for a range of footwear including flip flops.

Össur recommends using Pro-Flex XC Torsion together with the Unity sleeveless vacuum suspension system. This adds minimal weight, no extra build height, and does not interfere with the Pro-Flex XC Torsion dynamics. Unity is designed to provide secure suspension in combination with Iceross Seal-In® technology, while stabilising volume fluctuations and maintaining comfortable socket fit throughout the day.



User information	
Amputation Level:	Transfemoral and Transtibial
Impact Level:	Low to High
Maximum Patient Weight:	147kg



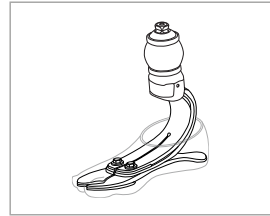
Foot information	
Categories:	1-8
Size:	22-30
Weight of Foot: (Size 27, cat 5)	1035g w/ Foot Cover and Sock
Build Height: (Size 27)	222mm w/ Male Pyramid and Foot Cover
Heel Height:	10mm
Adapter Options:	Male Pyramid

Unity System Information	
Maximum Vacuum:	-23inHg (-600mmHg)
Normal Operating Pressure:	-16-20 inHg
Added System Weight:	91 g w/ Pump, Socket Valve and Tube

# PRO-FLEX® XC TORSION

## ORDERING INFORMATION

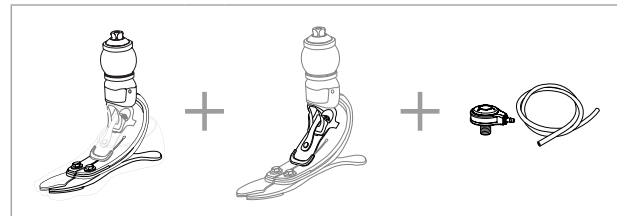
FOR COMPLETE FOOT



Please select the appropriate Unity Pump Module kit according to foot module size when placing an order and Unity will come preassembled on the foot. For extra convenience and system compatibility, Unity Valve Kits are highly recommended as a means of connecting to the socket.

For liner selection charts and item numbers please refer to the appropriate Icross Seal-In page.

FOR COMPLETE FOOT WITH UNITY

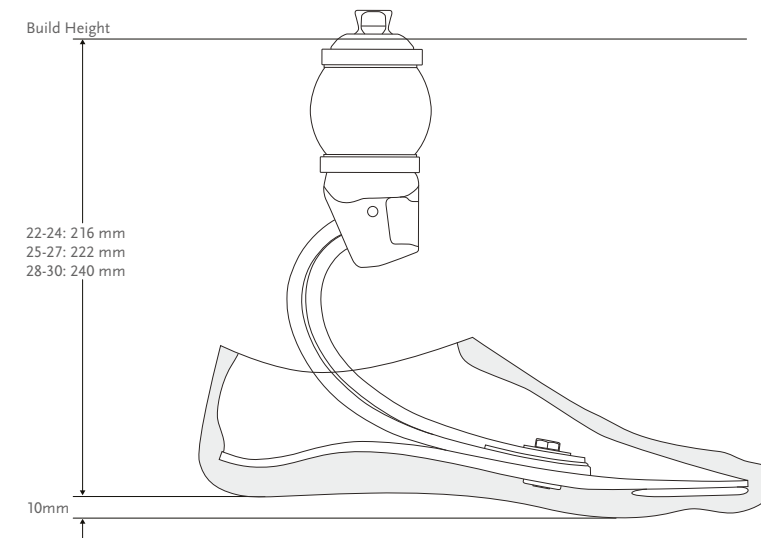


## CATEGORY SELECTION CHART

Weight kg	45-52	53-59	60-68	69-77	78-88	89-100	101-116	117-130	131-147
<b>Low Impact Category</b>									
Size 22-24	1	1	2	3	4	5	6	N/A	N/A
Size 25-27	1	1	2	3	4	5	6	7	8
Size 28-30	3	3	3	3	4	5	6	7	8
<b>Moderate Impact Category</b>									
Size 22-24	1	2	3	4	5	6	N/A	N/A	N/A
Size 25-27	1	2	3	4	5	6	7	8	N/A
Size 28-30	3	3	3	4	5	6	7	8	N/A
<b>High Impact Category</b>									
Size 22-24	2	3	4	5	6	N/A	N/A	N/A	N/A
Size 25-27	2	3	4	5	6	7	8	N/A	N/A
Size 28-30	3	3	4	5	6	7	8	N/A	N/A

# PRO-FLEX® XC TORSION

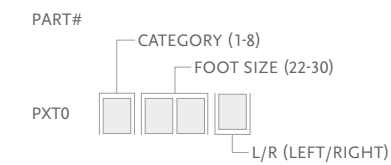
## CLEARANCE



\*Note: Pro-Flex XC Torsion with Unity has the same build height as Pro-Flex XC Torsion.

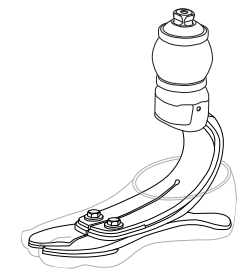
## KITS

### PRO-FLEX XC TORSION WITH MALE PYRAMID



- Includes:
- Foot Module
  - Removable Foot Cover\* with a black Spectra Sock

\*When ordering brown covers, add "BR" to the end of the part number.





## PRO-FLEX® XC TORSION

### UNITY

#### UNITY KITS

Picture	Part#	Description	Applicable Foot Kits
1	UPC0024	PXC Unity pump S22-24	Pro-flex XC/ XC Torsion 22-24
1	UPC0027	PXC Unity pump S25-27	Pro-flex XC/ XC Torsion 25-27
1	UPC0030	PXC Unity pump S28-30	Pro-flex XC/ XC Torsion 28-30
2	UTT0001	Unity TT Valve Kit	All
3	UTF0001	Unity TF Valve Kit	All
4	UTF0006	Unity TF Tube Kit	All
5	L-544611	Icelock 544 Kit Unity	All

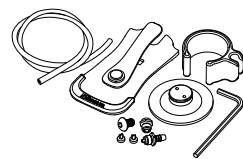


#### UNITY SPARE COMPONENTS

Part#	Description
UPC00021	PXC Unity Components S22-24
UPC00022	PXC Unity Components S25-27
UPC00023	PXC Unity Components S28-30

#### Includes:

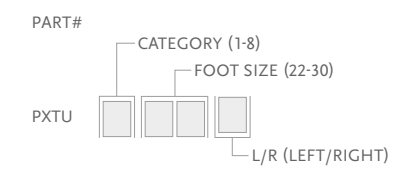
- Pump Blade
- Membrane
- Barb Fittings
- Check valves
- Mounting Screw
- Tube
- Loctite
- Hex key



## PRO-FLEX® XC TORSION

### FOOT KITS APPLICABLE WITH UNITY

#### PRO-FLEX XC TORSION WITH MALE PYRAMID

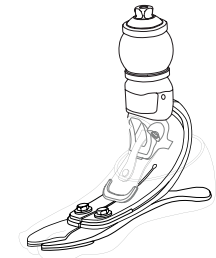


#### Includes:

- Foot Module
- Removable Foot Cover\* with a black Spectra Sock

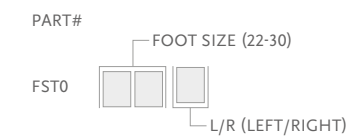
\*For Pro-Flex XC with brown foot cover add a "BR" suffix to the part#.

Note: Unity will come preassembled on the foot if ordered with PXTU.



#### COSMETIC FINISHING

##### FOOT COVER KIT, BEIGE AND BROWN\*



#### Includes:

- Foot Cover\*
- Foot Cover Attachment
- Black Spectra Sock

\*Note: Please specify when ordering brown covers, add "BR" to the part#.



##### FLEX-FOOT SOCKS

Used to cover the composite foot module to protect the foot and eliminate noise between foot module and foot shell.

Part#	Description	Size	Color
FCX63022	FF Sock Small 1 pc	22-25	Black
FCX63025	FF Sock Large 1 pc	26-30	Black
FCX63022-15	FF Sock Small 15 pcs	22-25	Black
FCX63026-15	FF Sock Large 15 pcs	26-30	Black



## PRO-FLEX® LP

UNITY  
COMPATIBLE



A good level of ankle power, energy return and overall dynamics has often eluded people with longer residual limbs. Pro-Flex LP has been specially designed to counter those issues and to provide exceptionally smooth rollover.

Pro-Flex LP offers a high degree of ankle motion and a significant improvement on conventional low profile carbon fiber feet. It also incorporates a full-effective toe length and new 'reverse tapered' technology, allowing for greater dorsi-flexion.

Less load and more dynamics means that amputees with a longer limb can enjoy greater comfort for a wide range of activities. The well-designed and lightweight anatomical foot cover features a steady-grip sole for barefoot stability on wet or slick surfaces and a sandal-clamping toe for a range of footwear including flipflops.

Össur recommends using Pro-Flex LP in conjunction with the sleeveless vacuum suspension system Unity, which adds minimal weight and no extra build height, and does not interfere with Pro-Flex LP dynamics. Unity is designed to provide secure suspension in combination with Iceross Seal-In® technology, while stabilising volume fluctuations and maintaining comfortable socket fit throughout the day.



User information	
Amputation Level:	Transfemoral and Transtibial
Impact Level:	Low to High
Maximum Patient Weight:	166 kg



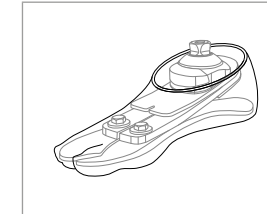
Foot information	
Categories:	1-9
Size:	22-30
Weight of Foot: (Size 27)	646 g w/ Foot Cover and Sock
Build Height: (Size 27)	73 mm w/ Male Pyramid and Foot Cover
Heel Height:	10 mm
Adapter Options:	Male Pyramid

Unity System Information	
Maximum Vacuum:	-23inHg (-600mmHg)
Normal Operating Pressure:	-16-20 inHg
Added System Weight:	75 g w/ Pump, Socket Valve and Tube

## PRO-FLEX® LP

### ORDERING INFORMATION

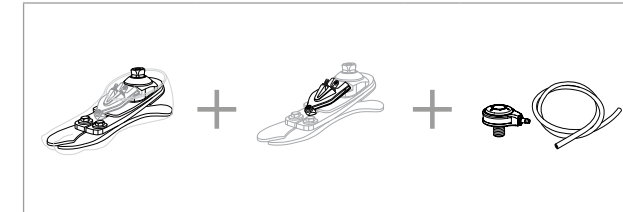
FOR COMPLETE FOOT



Please select the appropriate Unity Pump Module kit according to foot module size when placing an order and Unity will come preassembled on the foot. For extra convenience and system compatibility, Unity Valve Kits are highly recommended as a means of connecting to the socket.

For liner selection charts and item numbers please refer to the appropriate Iceross Seal-In page.

FOR COMPLETE FOOT WITH UNITY

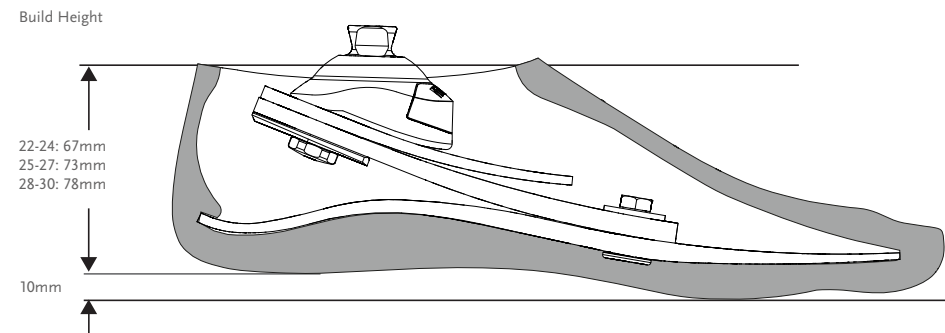


### CATEGORY SELECTION CHART

Weight kg	45-52	53-59	60-68	69-77	78-88	89-100	101-116	117-130	131-147	148-166
<b>Low Impact Category</b>										
Sizes 22-24	1	1	2	3	4	5	N/A	N/A	N/A	N/A
Sizes 25-27	1	1	2	3	4	5	6	7	8	9
Sizes 28-30	3	3	3	3	4	5	6	7	8	9
<b>Moderate Impact Category</b>										
Sizes 22-24	1	2	3	4	5	N/A	N/A	N/A	N/A	N/A
Sizes 25-27	1	2	3	4	5	6	7	8	9	N/A
Sizes 28-30	3	3	3	4	5	6	7	8	9	N/A
<b>High Impact Category</b>										
Sizes 22-24	2	3	4	5	N/A	N/A	N/A	N/A	N/A	N/A
Sizes 25-27	2	3	4	5	6	7	8	9	N/A	N/A
Sizes 28-30	3	3	4	5	6	7	8	9	N/A	N/A

## PRO-FLEX® LP

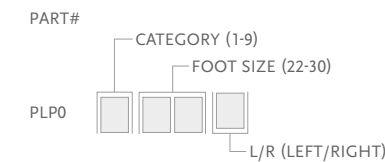
### CLEARANCE



\*Note: Pro-Flex LP with Unity has the same build height as Pro-Flex LP.

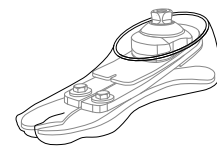
### KITS

#### PRO-FLEX LP WITH MALE PYRAMID



- Includes:
- Foot Module
  - Removable Foot Cover\* with a black Spectra Sock

\*For Pro-Flex LP with brown foot cover add a "BR" suffix to the part#.



### UNITY

#### UNITY KITS

Picture	Part#	Description	Applicable Foot Kits
	UPL0024	PLP Unity Pump S22-24	Pro-Flex LP Size 22-24
	UPL0030	PLP Unity Pump S25-27/Cat 1-5	Pro-Flex LP Size 25-27, Cat 1-5
	UPL0930	PLP Unity Pump S25-27/Cat 6-9 & S28-30 /all categories	Pro-Flex LP Size 25-27, Cat 6-9 & Size 28-30 all categories
	UTT0001	Unity TT Valve Kit	All
	UTF0001	Unity TF Valve Kit	All
	UTF0006	Unity TF Tube Kit	All
	L-5446XX	Icelock 544 Kit Unity	All




## PRO-FLEX® LP

### UNITY SPARE COMPONENTS

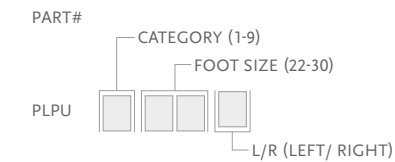
Part#	Description
UPL00021	Unity PLP Components 22-24
UPL00022	Unity PLP Components 25-27 cat. 1-5
UPL00023	Unity PLP Components 25-27 cat.6-9 & 28-30

- Includes:
- Bumper
  - Spring Blade
  - Membrane
  - Mounting Piece
  - Screws
  - Tube
  - Clamp
  - Check Valves
  - Unity Outlet Port
  - Unity Inlet Port



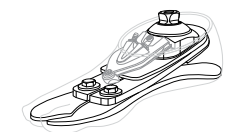
### FOOT KITS APPLICABLE WITH UNITY

#### PRO-FLEX LP



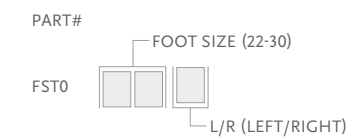
- Includes:
- Foot Module
  - Removable Foot Cover\* with a black Spectra Sock

\*For Pro-Flex LP with brown foot cover add a "BR" suffix to the part# Note: Unity will come preassembled on the foot if ordered with PLPU



### COSMETIC FINISHING

#### FOOT COVER KIT, BEIGE AND BROWN\*



- Includes:
- Foot Cover\*
  - Foot Cover Attachment
  - Black Spectra Sock

\*Note: Please specify when ordering brown covers, add "BR" to the part#.



#### FLEX-FOOT SOCKS

Used to cover the composite foot module to protect the foot and eliminate noise between foot module and foot shell.

Part#	Description	Size	Color
FCX63022	FF Sock Small 1 pc	22-25	Black
FCX63025	FF Sock Large 1 pc	26-30	Black
FCX63022-15	FF Sock Small 15 pcs	22-25	Black
FCX63026-15	FF Sock Large 15 pcs	26-30	Black



## PRO-FLEX® LP TORSION



This compact energy-storing foot offers rotational shock absorption designed to reduce shear forces on the residual limb. The torsion module is combined with the Pro-Flex LP foot module, delivering a level of ankle power, energy return, and overall dynamics, which have often eluded people with longer residual limbs. Pro-Flex LP Torsion has been specially designed to deliver these benefits, in addition to providing exceptionally smooth rollover. The torsion-shock unit compensates for physiological rotation and vertical shock absorption of lost joints, delivering more comfort for the end user, and less stress on the residual limb.

The Pro-Flex LP Torsion offers a high degree of ankle motion; a significant improvement in relation to conventional low-profile carbon fiber feet. It incorporates an effective full-length toe, and new 'reverse tapered' technology, allowing for greater dorsi-flexion.

Less load and more dynamics means that amputees with a longer limb can enjoy greater comfort in a wide range of activities. The well-designed and lightweight anatomical foot cover features a steady-grip sole for barefoot stability on wet or slick surfaces, and a sandal-clamping toe for a range of footwear including flip flops.

Össur recommends using the Pro-Flex LP Torsion together with the Unity sleeveless vacuum suspension system. This adds minimal weight, no extra build height, and does not interfere with the Pro-Flex LP Torsion dynamics. Unity is designed to provide secure suspension in combination with Iceross Seal-In® technology, while stabilising volume fluctuations and maintaining comfortable socket fit throughout the day.

UNITY  
COMPATIBLE



User information	
Amputation Level:	Transfemoral and Transtibial
Impact Level:	Low to High
Maximum Patient Weight:	147 kg



PROPORTIONAL RESPONSE



CARBON-X® ACTIVE HEEL



FULL LENGTH TOE LEVER



ACTIVE TIBIAL PROGRESSION



VERTICAL SHOCK PYLON



ROTATION



SPLIT TOE



SANDAL TOE



WEATHERPROOF

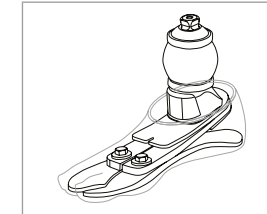
Foot information	
Categories:	1-8
Size:	22-30
Weight of Foot: (Size 27)	960 g w/ Foot Cover and Sock
Build Height: (Size 27)	147 mm w/ Male Pyramid and Foot Cover
Heel Height:	10 mm
Adapter Options:	Male Pyramid

Unity System Information	
Maximum Vacuum:	-23inHg (-600mmHg)
Normal Operating Pressure:	-16-20 inHg
Added System Weight:	75 g w/ Pump, Socket Valve and Tube

## PRO-FLEX® LP TORSION

### ORDERING INFORMATION

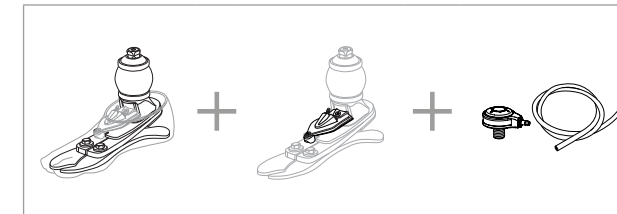
FOR COMPLETE FOOT



Please select the appropriate Unity Pump Module kit according to foot module size when placing an order and Unity will come preassembled on the foot. For extra convenience and system compatibility, Unity Valve Kits are highly recommended as a means of connecting to the socket.

For liner selection charts and item numbers please refer to the appropriate Iceross Seal-In page.

FOR COMPLETE FOOT WITH UNITY

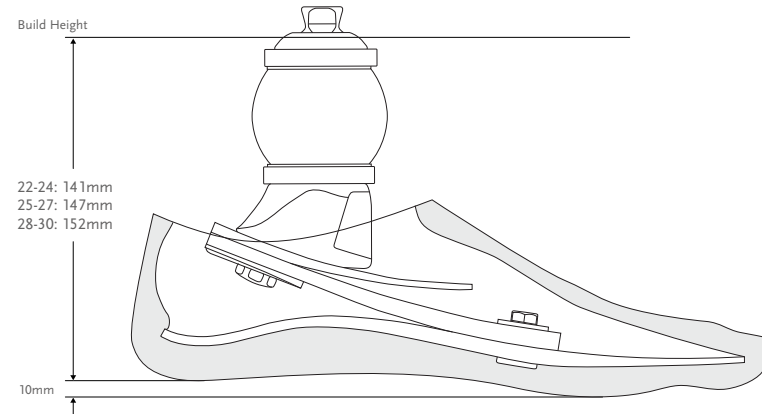


### CATEGORY SELECTION CHART

Weight kg	45-52	53-59	60-68	69-77	78-88	89-100	101-116	117-130	131-147
<b>Low Impact Category</b>									
Size 22-24	1	1	2	3	4	5	N/A	N/A	N/A
Size 25-27	1	1	2	3	4	5	6	7	8
Size 28-30	3	3	3	3	4	5	6	7	8
<b>Moderate Impact Category</b>									
Size 22-24	1	2	3	4	5	N/A	N/A	N/A	N/A
Size 25-27	1	2	3	4	5	6	7	8	N/A
Size 28-30	3	3	3	4	5	6	7	8	N/A
<b>High Impact Category</b>									
Size 22-24	2	3	4	5	N/A	N/A	N/A	N/A	N/A
Size 25-27	2	3	4	5	6	7	8	N/A	N/A
Size 28-30	3	3	4	5	6	7	8	N/A	N/A

## PRO-FLEX® LP TORSION

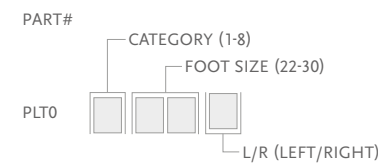
### CLEARANCE



\*Note: Pro-Flex LP Torsion with Unity has the same build height as Pro-Flex LP Torsion.

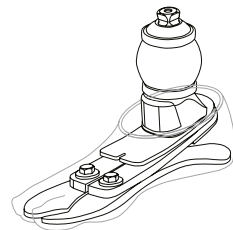
### KITS

#### PRO-FLEX LP TORSION WITH MALE PYRAMID



- Includes:
- Foot Module
  - Removable Foot Cover\* with a black Spectra Sock

\*For Pro-Flex LP Torsion with brown foot cover add a "BR" suffix to the part#.



### UNITY

#### UNITY KITS

Picture	Part#	Description	Applicable Foot Kits
	UPL0024	PLP Unity Pump S22-24	Pro-Flex LP Torsion 22-24
	UPL0030	PLP Unity Pump S25-27 cat. 1-5	Pro-Flex LP Torsion 25-27 cat. 1-5
	UPL0930	PLP Unity Pump S25-27 Cat 6-9 & S28-30 (All categories)	Pro-Flex LP Torsion 25-27 Cat 6-9 & 28-30 (All categories)
	UTT0001	Unity TT Valve Kit	All
	UTF0001	Unity TF Valve Kit	All
	UTF0006	Unity TF Tube Kit	All
	L-5446XX	Icelock 544 Kit	All



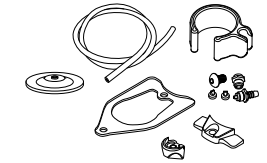
## PRO-FLEX® LP TORSION

### UNITY SPARE COMPONENTS

Part#	Description
UPL00021	Unity PLP Components 22-24
UPL00022	Unity PLP Components 25-27 cat. 1-5
UPL00023	Unity PLP Components 25-27 cat. 6-9 & 28-30

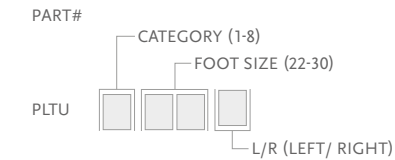
Includes:

- Bumper
- Spring Blade
- Membrane
- Mounting Piece
- Screws
- Tube
- Clamp
- Check Valves
- Unity Outlet Port
- Unity Inlet Port

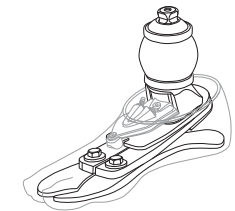


### FOOT KITS APPLICABLE WITH UNITY

#### PRO-FLEX LP TORSION



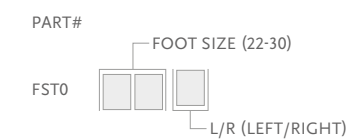
- Includes:
- Foot Module
  - Removable Foot Cover\* with a black Spectra Sock



\*For Pro-Flex LP with brown foot cover add a "BR" suffix to the part# Note: Unity will come preassembled on the foot if ordered with PLTU

### COSMETIC FINISHING

#### FOOT COVER KIT, BEIGE AND BROWN\*



Includes:

- Foot Cover\*
- Foot Cover Attachment
- Black Spectra Sock

\*Note: Please specify when ordering brown covers, add "BR" to the part#.



#### FLEX-FOOT SOCKS

Used to cover the composite foot module to protect the foot and eliminate noise between foot module and foot shell.

Part#	Description	Size	Color
FCX63022	FF Sock Small 1 pc	22-25	Black
FCX63025	FF Sock Large 1 pc	26-30	Black
FCX63022-15	FF Sock Small 15 pcs	22-25	Black
FCX63026-15	FF Sock Large 15 pcs	26-30	Black





## PRO-FLEX® LP ALIGN

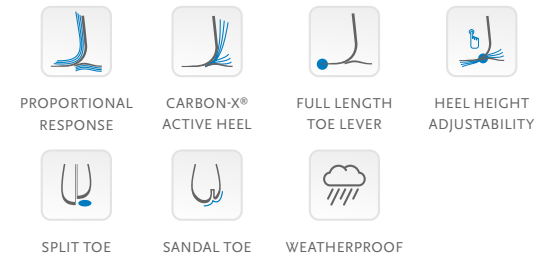


Pro-Flex LP Align combines functionality, comfort and aesthetic design. It allows users the freedom to choose footwear that best suits their activities, without having to compromise alignment, posture, dynamics or functionality. The heel height adjustment feature is quick and easy to use.

The lightweight anatomical foot cover features a steady-grip sole for barefoot stability on wet or slick surfaces and a sandal toe to accommodate a range of footwear. The spaced sandal toe easily clamps onto sandals and flip-flops held by the toe.



User information	
Amputation Level:	Transfemoral and Transtibial
Impact Level:	Low to Moderate
Maximum Patient Weight:	116kg (Low Impact) 100kg (Moderate Impact)



Foot information	
Categories:	1-6
Size:	22-28
Weight of Foot: (Size 24/27)	703g / 866g w/ Foot Cover and Sock
Build Height: (Size 24/27)	116mm / 121mm w/ Foot Cover and Sock
Heel Height:	Up to 7cm
Adapter Options:	Male Pyramid

### ORDERING INFORMATION FOR COMPLETE FOOT

#### SELECTION CHART FOR PRODUCT VARIANTS

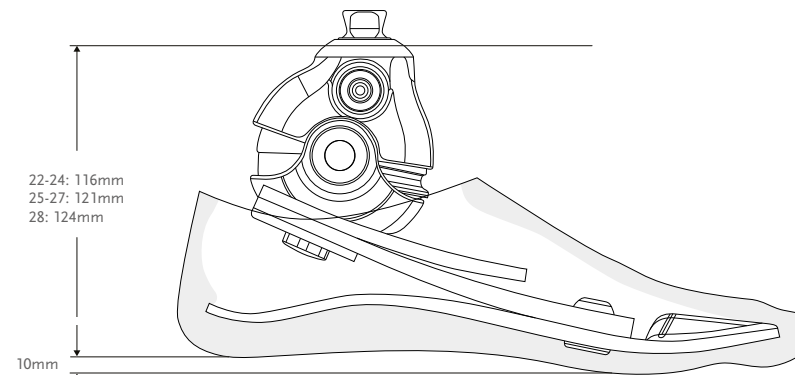
Category	1	2	3	4	5	6
Size 22						N/A
Size 23						N/A
Size 24	FSF Foot Cover Calf Cosmesis					N/A
Size 25						
Size 26						
Size 27						FST Foot Cover No Calf Cosmesis
Size 28	N/A	N/A				

## PRO-FLEX® LP ALIGN

### CATEGORY SELECTION CHART

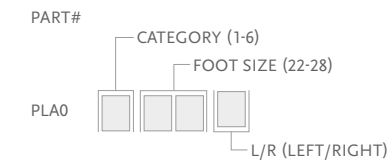
Weight kg	45-52	53-59	60-68	69-77	78-88	89-100	101-116
<b>Low Impact Category</b>							
Size 22-24	1	1	2	3	4	5	N/A
Size 25-27	1	1	2	3	4	5	6
Size 28	3	3	3	3	4	5	6
<b>Moderate Impact Category</b>							
Size 22-24	1	2	3	4	5	N/A	N/A
Size 25-27	1	2	3	4	5	6	N/A
Size 28	3	3	3	4	5	6	N/A

### CLEARANCE



### KITS

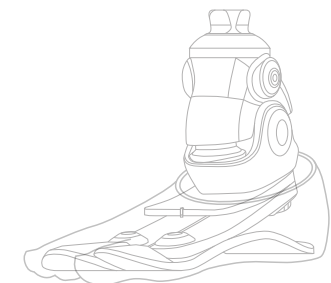
#### PRO-FLEX LP ALIGN WITH MALE PYRAMID



Includes:

- Foot Module
- Removable Foot Cover\* with a black Spectra Sock

\*For Pro-Flex LP Align with brown foot cover add a "BR" suffix to the part number.

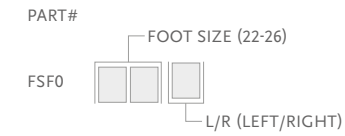


## PRO-FLEX® LP ALIGN

### REPLACEMENT PARTS

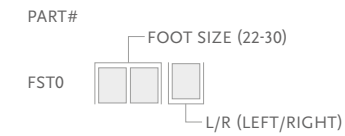
Please refer to "Selection Chart for Product Variants" table for selection of foot covers

#### FSF - FOOT COVER KIT, BEIGE AND BROWN



- Includes:
- Foot Cover
  - Black Spectra Sock

#### FST - FOOT COVER KIT, BEIGE AND BROWN



- Includes:
- Foot Cover
  - Foot Cover Attachment
  - Black Spectra Sock

Note: For brown foot cover, please add a "BR" suffix to the part number.

#### SPECTRA SOCKS

Used to cover the composite foot module to foot cover the foot and eliminate noise between foot module and foot shell.

Part#	Description	Size	Color
FCX63022	FF Sock Small 1 pc	22-25	Black
FCX63025	FF Sock Large 1 pc	26-30	Black
FCX63022-15	FF Sock Small 15 pcs	22-25	Black
FCX63026-15	FF Sock Large 15 pcs	26-30	Black



#### SPACER KIT

Part#	Size	Category
PLA50005	22-24	1-5
PLA50007	25-27	1-6
	28	3-6

- Includes:
- Anterior Spacer
  - Anterior Spacer Wedge
  - Posterior Spacer
  - Wedge - tool to assist replacing Spacer



### CALF COSMESIS SELECTION CHART

Category	1	2	3	4	5	6
Size 22	Calf Cosmesis					N/A
Size 23						N/A
Size 24						N/A
Size 25						N/A
Size 26						N/A
Size 27	N/A	N/A	N/A	N/A	N/A	N/A
Size 28	N/A	N/A	N/A	N/A	N/A	N/A



#### CALF COSMESIS

Part#	Size
LSF024Nz	22-24 z=L/R
LSF026Nz	25-26 z=L/R

Note: For brown calf cosmesis, please add a "BR" suffix to the part number.

## VARI-FLEX®

UNITY  
COMPATIBLE



The Vari-Flex provides an exclusive combination of comfort and dynamics.

The Vari-Flex is light-weight, easy to assemble and has a slender profile which makes it easy to cosmetically cover.

For users it ensures the highest levels of confidence and security. Offering natural gait with less fatigue and ultimately less strain on the lower back and sound side, it is the ideal foot for any activity.

Unity for Vari-Flex is an ultra lightweight foot and elevated vacuum suspension system designed to stabilise volume fluctuations and improve socket fit. For the moderately to high active user who prefers a simple, robust and lightweight prosthesis, Unity for Vari-Flex and Seal-In technology combined provide secure suspension, volume management and great foot dynamics without the restricting effect of an external suspension sleeve.



User Information	
Amputation Level:	Transfemoral and Transtibial
Impact Level:	Low to High
Maximum Patient Weight:	166kg



PROPORTIONAL RESPONSE



CARBON-X® ACTIVE HEEL



FULL LENGTH TOE LEVER



ACTIVE TIBIAL PROGRESSION



SPLIT TOE



WEATHERPROOF\*

\* Waterproof when used with carbon tube

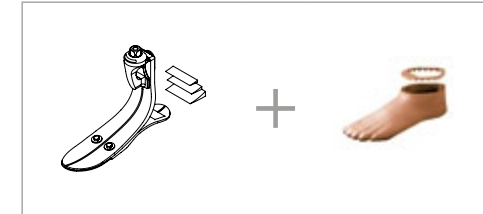
Foot information	
Categories:	1-9
Sizes:	22-30
Weight of Foot: (Size 27)	594g w/ Pyramid and Foot Cover
Build Height: (Size 27)	170mm w/ Pyramid and Foot Cover
Heel Height:	10mm and 19mm
Adapter Options:	Male Pyramid, Carbon Fiber Tube

Unity System Information	
Maximum Vacuum:	-23inHg (-600mmHg)
Normal Operating Pressure:	-16-20 inHg
Added System Weight:	130g w/ Pump, Socket Valve and Tube

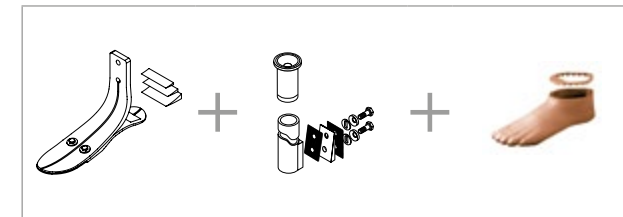
## VARI-FLEX®

### ORDERING INFORMATION

FOR COMPLETE FOOT WITH MALE PYRAMID



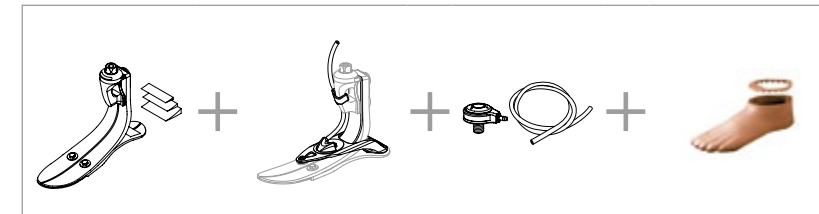
FOR COMPLETE FOOT WITH CARBON FIBER TUBE



Unity can be ordered with Vari-Flex. Please select the appropriate Unity Pump Module kit according to foot module size when placing an order and Unity will come preassembled on the foot. For extra convenience and system compatibility, Unity Valve Kits are highly recommended as a means of connecting to the socket.

For liner selection and item numbers please refer to Icross Seal-In V and Seal-In® X TF pages.

FOR COMPLETE FOOT WITH UNITY

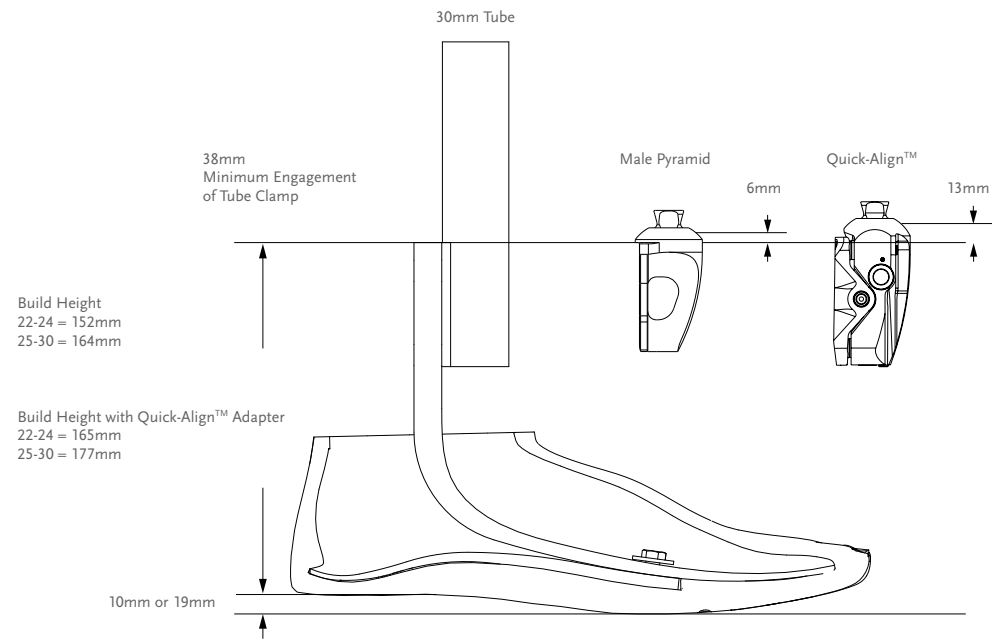


### CATEGORY SELECTION CHART

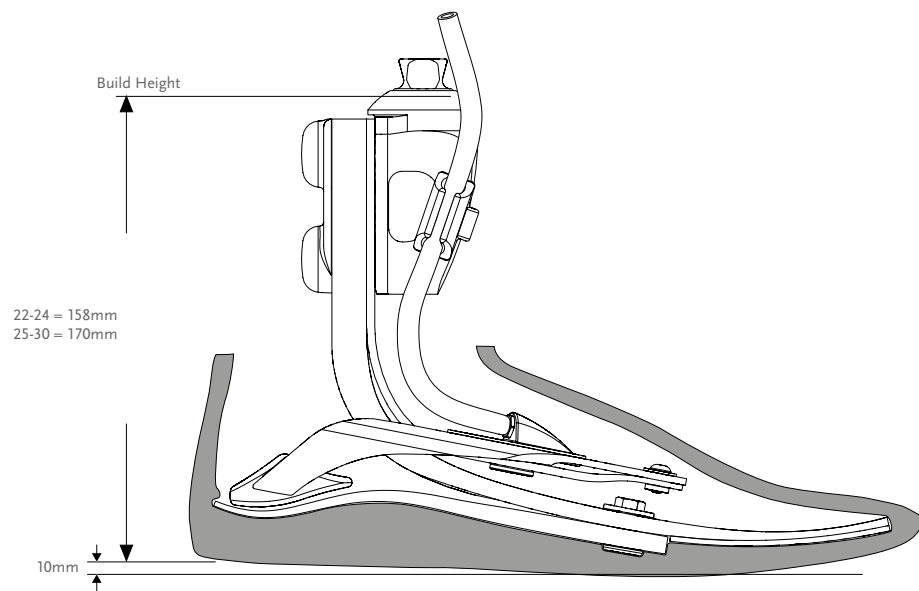
Weight kg	45-52	53-59	60-68	69-77	78-88	89-100	101-116	117-130	131-147	148-166
Low Impact Level	1	1	2	3	4	5	6	7	8	9
Moderate Impact Level	1	2	3	4	5	6	7	8	9	N/A
High Impact Level	2	3	4	5	6	7	8	9	N/A	N/A

# VARI-FLEX®

## CLEARANCE



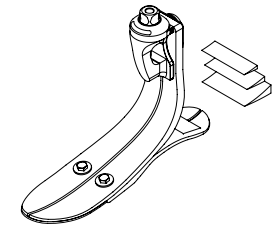
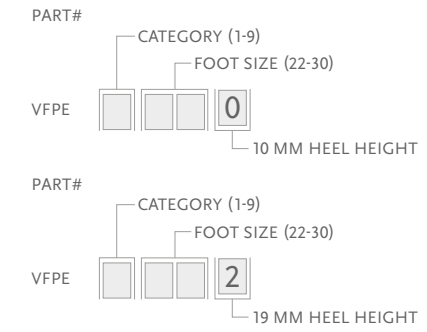
## CLEARANCE WITH UNITY



# VARI-FLEX®

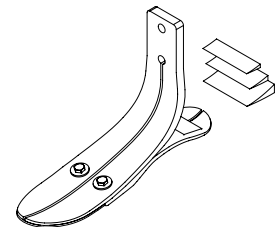
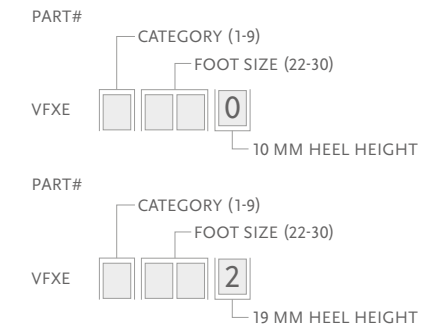
## KITS

### VARI-FLEX MALE PYRAMID OPTION



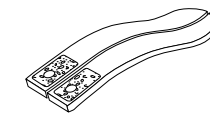
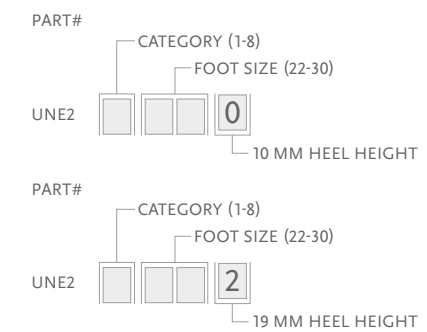
Note: Solid toe, low and high heel are special orders.

### VARI-FLEX WITHOUT ADAPTER



Note: Solid toe, low and high heel are special orders.

### HEEL MODULE



Note: Solid heel is a special order.

## VARI-FLEX®

### MALE ADAPTERS

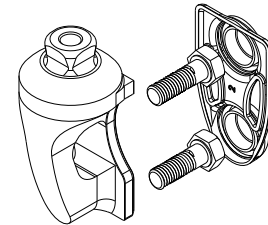
#### BOLT-ON MALE PYRAMID ADAPTER

Select according to category of foot module being utilised.

Part#	Cat.	Weight
FFC2210001	1-6	175g
FFC2210002	7-9	205g

#### Includes:

- Pyramid
- Hardware (M8 or M10 bolts)
- Plastic Bolt Cap
- Loctite



#### ATTACHMENT BOLTS FOR PYRAMID

Part#	Cat.	Size	Length
CM130234	1-6	M8	35mm
CM130223	7-8	M10	35mm

## VARI-FLEX®

### TUBE KITS

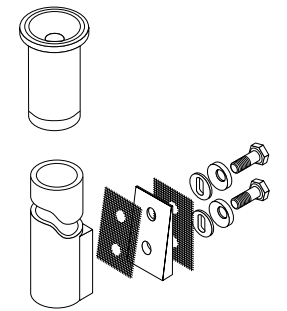
#### 30MM CARBON FIBER TUBE KIT

Choose according to size and category of the foot module utilised.

Part#	Cat.	Size	Length	Hole Spacing	Weight
VFX00003	1-6	22-30	229mm	38mm	216g
VFX00004	7-9	22-30	229mm	38mm	275g
VFX00006	1-6	22-30	381mm	38mm	293g
VFX00007	7-9	22-30	381mm	38mm	369g

#### Includes:

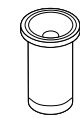
- Alignment Wedges
- Tube
- Spherical Washers
- Attachment Bolts and Hardware (5/16" UNF)
- Friction Pads
- Tube Insert (Cat.7-9)



#### TUBE INSERT FOR CATEGORY 7-9; 30MM

Tube inserts provide the structural integrity necessary for higher category tubes.

Part#	Diameter	Weight
A-718009	30mm	18g



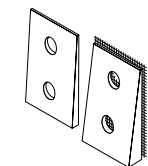
#### ALIGNMENT WEDGES FOR TUBE KIT (2 DEGREES AND 4 DEGREES)

Placed between the pylon and foot module, alignment wedges allow for plantarflexion and dorsiflexion of the foot without the use of modular components.

Part#	Cat.
CM150041	1-6
CM150042	7-9

#### Includes:

- Wedges
- Friction Pad
- Loctite



#### ATTACHMENT BOLTS FOR 30MM (1 3/16") TUBE

Part#	Cat.	Size	Length
CM130219	1-6	5/16" x 24	1 3/4"
CM130213	7-9	3/8" x 24	1 3/4"



VARI-FLEX®

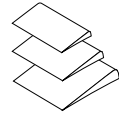
COMPONENTS

HEEL WEDGE KIT

For adjustment of heel stiffness and roll-over characteristics.

Part#	Foot Size
CM150006	22-27
CM150009	28-30

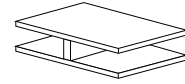
Includes:  
• 3 Wedges  
• Adhesive



HEEL DIVIDER

Heel dividers act to separate the edges of a split heel to reduce wear and noise between the composite elements.

Part#	Description
CM140003	Heel Divider



LOCTITE 410 BLACK

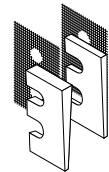
Part#	Description
CM160016	Loctite 410 black

TOOLS

KIT TEMPORARY SLOTTED WEDGE, CAT 1-9

Use for initial dynamic alignment of the prosthesis. These wedges are removed and replaced with definitive alignment wedges.

Part#	Cat.
CM100204	ALL



VARI-FLEX®

UNITY

UNITY KITS

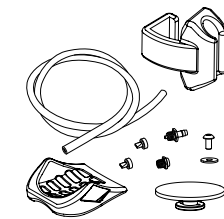
Picture	Part#	Description	Applicable Foot Kits
1	UVF0024	Unity Pump Module VFX 22-24	Vari-Flex Std Size 22-24
1	UVF0027	Unity Pump Module VFX 25-27	Vari-Flex Std Size 25-27
1	UVF0030	Unity Pump Module VFX 28-30	Vari-Flex Std Size 28-30
2	UTT0001	Unity TT Valve Kit	All
3	UTF0001	Unity TF Valve Kit	All
4	UTF0006	Unity TF Tube Kit	All
5	L-5446XX	Icelock 544 Kit Unity	All



UNITY SPARE COMPONENTS

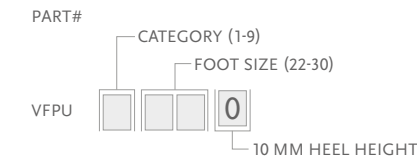
Part#	Description
UVF00021	Unity VF Components, 22-24
UVF00022	Unity VF Components, 25-30

Includes:  
• Membrane • Tube  
• Check valves • Tube fastener  
• Barb fittings • Heel pad



FOOT KITS APPLICABLE WITH UNITY

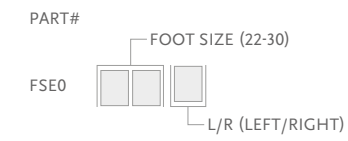
VARI-FLEX MALE PYRAMID OPTION



## VARI-FLEX®

### COSMETIC FINISHING

#### FOOT COVER KIT, BEIGE AND BROWN\*



#### Includes:

- Foot Cover
- Flex-Foot Sock
- Foot Cover Attachment

\*Please specify when ordering brown covers, add "BR" to the end of the part number.



#### FLEX-FOOT SOCKS

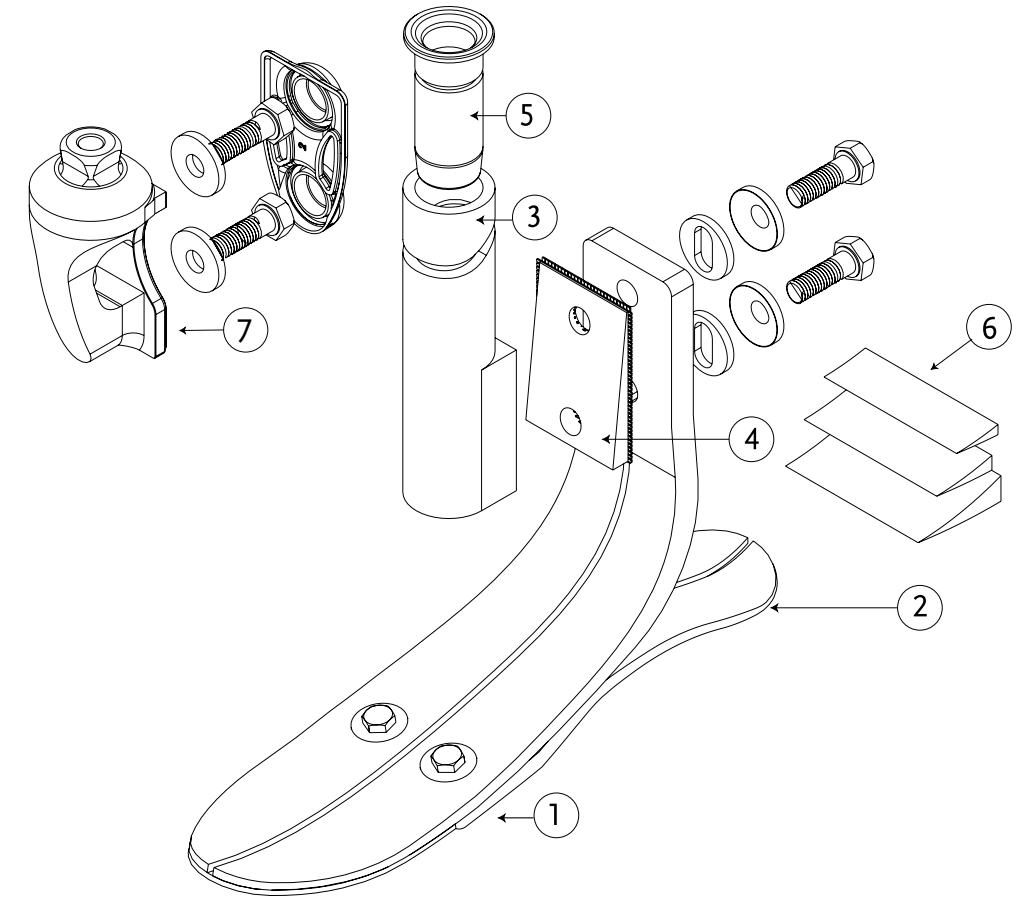
Used to cover the composite foot module to protect the foot and eliminate noise between foot module and foot shell.

Part#	Description	Size	Color
FSEL60001	Black Sock Small 1 pc	22-25	Black
FSEL60002	Black Sock Large 1 pc	26-30	Black
FSEL60001-15	Black Sock Small 15 pc	22-25	Black
FSEL60002-15	Black Sock Large 15 pc	26-30	Black



## VARI-FLEX®

### DIAGRAM



	Description
1.	Foot Module
2.	Heel
3.	30mm Carbon Fiber Tube Kit
4.	Alignment Wedges For Tube Kit
5.	Tube Insert
6.	Heel Wedge
7.	Bolt-On Male Pyramid Adapter

## LP VARI-FLEX®



UNITY  
COMPATIBLE

The LP Vari-Flex is designed for users with long residual limbs that do not have enough clearance for the Vari-Flex.

Unity for LP Vari-Flex is a sleeveless vacuum suspension system designed to stabilise volume fluctuations and maintain comfortable socket fit throughout the day. For the moderately to high active user with limited build height clearance, Unity for LP Vari-Flex and Seal-In technology combined provide secure suspension, volume management and great foot dynamics without the restricting effect of an external suspension sleeve. Unity adds minimal weight to the prosthesis and does not interfere with the foot module dynamics.



User Information	
Amputation Level:	Transfemoral and Transtibial
Impact Level:	Low to High
Maximum Patient Weight:	166 kg



PROPORTIONAL RESPONSE



CARBON-X® ACTIVE HEEL



FULL LENGTH TOE LEVER



SPLIT TOE



WEATHERPROOF

Foot Information	
Categories:	Size 22-24; Cat. 1-5 / Size 25-30; Cat. 1-9
Size:	22-30
Weight of Foot: (Size 27)	574 g w/ Pyramid and Foot Cover
Build Height: (Size 27)	68 mm w/ Pyramid and Foot Cover
Heel Height:	10 mm
Adapter Options:	Male Pyramid or Lamination Adapter

Unity System Information	
Maximum Vacuum:	-23inHg (-600mmHg)
Normal Operating Pressure:	-16-20 inHg
Added System Weight:	130 g w/ Pump, Socket Valve and Tube

## LP VARI-FLEX®

### ORDERING INFORMATION

FOR COMPLETE FOOT WITH MALE PYRAMID



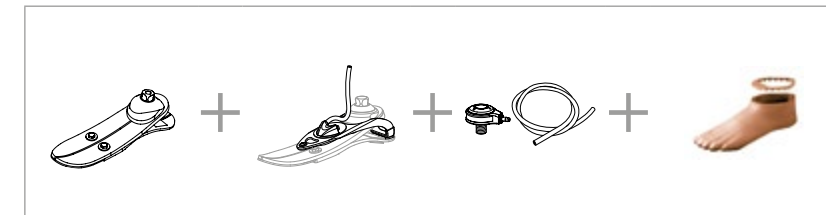
FOR COMPLETE FOOT WITHOUT ADAPTER



Unity can be ordered with LP Vari-Flex in the male pyramid, standard heel height configuration. Please select the appropriate Unity Pump Module kit according to foot module size when placing an order and Unity will come preassembled on the foot. For extra convenience and system compatibility, Unity Valve Kits are highly recommended as a means of connecting to the socket.

For liner selection charts and item numbers please refer to the appropriate Icross Seal-In page.

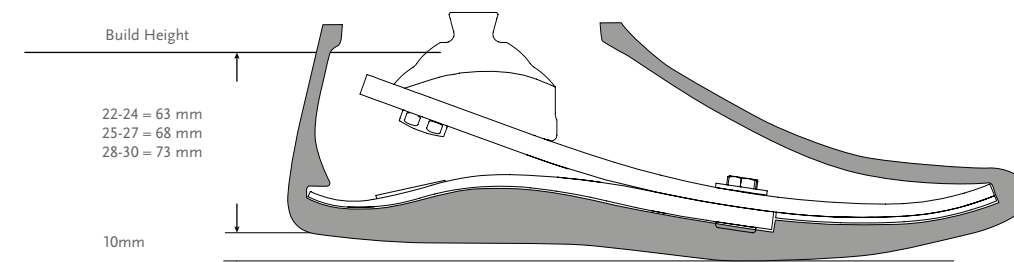
FOR COMPLETE FOOT WITH UNITY



### CATEGORY SELECTION CHART

Weight kg	45-52	53-59	60-68	69-77	78-88	89-100	101-116	117-130	131-147	148-166
Low Impact Level	1	1	2	3	4	5	6	7	8	9
Moderate Impact Level	1	2	3	4	5	6	7	8	9	N/A
High Impact Level	2	3	4	5	6	7	8	9	N/A	N/A

### CLEARANCE

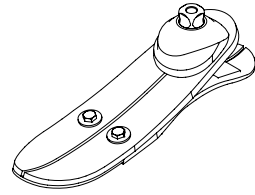
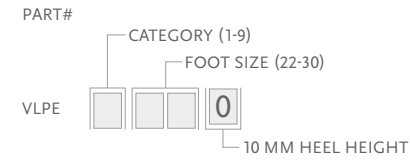


\*Note: LP Vari-Flex with Unity has the same build height as LP Vari-Flex.

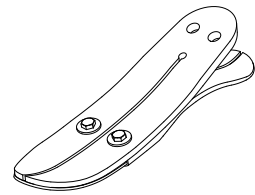
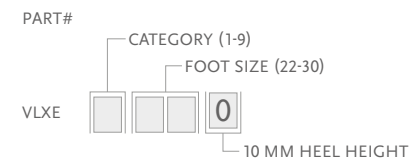
## LP VARI-FLEX®

### KITS

#### LP VARI-FLEX MALE PYRAMID OPTION



#### LP VARI-FLEX WITHOUT ADAPTER



#### LAMINATION ADAPTER KITS

Part#	Cat.	Size
VLX00001	1-5	22-24
VLX00002	1-6	25-30
VLX00003	7-9	25-30

- Includes:
- Lamination adapter
  - Bolts
  - Tape sealant
  - Loctite

### COMPONENTS

#### HEEL WEDGE KIT

For adjustment of heel stiffness and roll-over characteristics.

Part#	Foot Size
CM150011	22-30

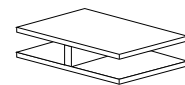
- Includes:
- 3 Wedges
  - Adhesive



#### HEEL DIVIDER

Heel dividers act to separate the edges of a split heel to reduce wear and noise between the composite elements.

Part#	Description
CM140003	Heel Divider



#### LOCTITE 410 BLACK

Part#	Description
CM160016	Loctite 410 black

## LP VARI-FLEX®

### UNITY

#### UNITY KITS

Picture	Part#	Description	Applicable Foot Kits
1	UVL0024	Unity Pump Module VLX 22-24	LP Vari-Flex Std Size 22-24
1	UVL0027	Unity Pump Module VLX 25-27	LP Vari-Flex Std Size 25-27
1	UVL0030	Unity Pump Module VLX 28-30	LP Vari-Flex Std Size 28-30
2	UTT0001	Unity TT Valve Kit	All
3	UTF0001	Unity TF Valve Kit	All
4	UTF0006	Unity TF Tube Kit	All
5	L-544611	Icelock 544 Kit Unity	All



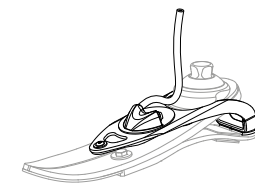
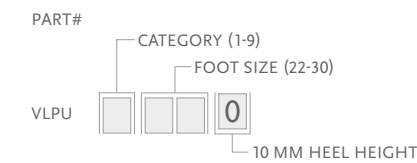
#### UNITY SPARE COMPONENTS

Part#	Description
UVL00021	Unity VL Components, 22-24
UVL00022	Unity VL Components, 25-30

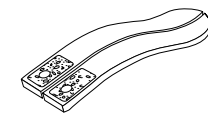
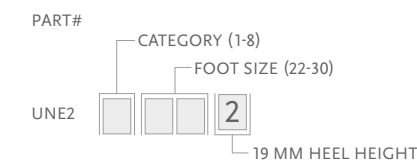
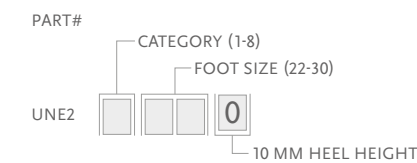
- Includes:
- Membrane
  - Check valves
  - Barb fittings
  - Tube
  - Tube fastener
  - Heel pad

### FOOT KITS APPLICABLE WITH UNITY

#### LP VARI-FLEX WITH MALE PYRAMID OPTION



#### HEEL MODULE

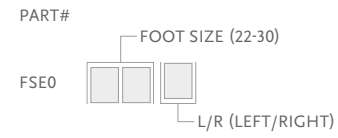


Note: Solid heel is a special order.

## LP VARI-FLEX®

### COSMETIC FINISHING

#### FOOT COVER KIT, BEIGE AND BROWN\*



#### Includes:

- Foot Cover
- Flex-Foot Sock
- Foot Cover Attachment

\*Please specify when ordering brown covers, add "BR" to the end of the part number.



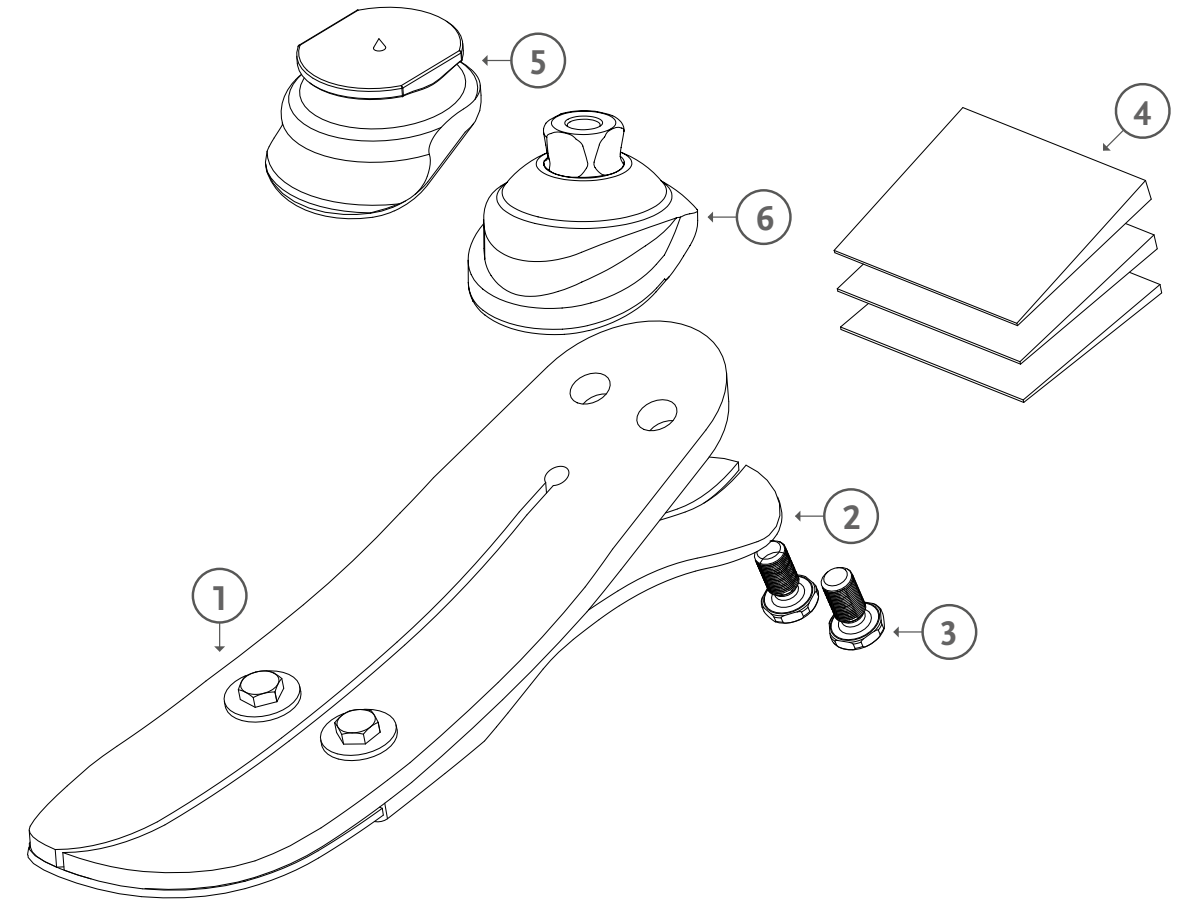
#### FLEX-FOOT SOCKS

Used to cover the composite foot module to protect the foot and eliminate noise between foot module and foot shell.

Part#	Description	Size	Color
FSEL60001	Black Sock Small 1 pc	22-25	Black
FSEL60002	Black Sock Large 1 pc	26-30	Black
FSEL60001-15	Black Sock Small 15 pc	22-25	Black
FSEL60002-15	Black Sock Large 15 pc	26-30	Black

## LP VARI-FLEX®

### DIAGRAM



	Description
1.	Foot Module
2.	Heel
3.	Bolts
4.	Heel Wedge
5.	Lamination Adapter
6.	Male Pyramid Adapter



## VARI-FLEX® MODULAR™




An extremely light-weight and durable, high energy storage and release foot. The 100% carbon fiber provides the amputees with smooth, continuous motion from heel strike to toe off.

All ages and impact levels will benefit from the unmatched 95% energy storage and return. Durable for active individuals and extremely lightweight for those less active, there is no limit to who this foot can benefit. This foot can be custom ordered for virtually any weight limit.



User information	
Amputation Level:	Transfemoral and Transtibial
Impact Level:	Low to High
Maximum Patient Weight:	166kg*

\*166kg version available for direct lamination as a custom order.

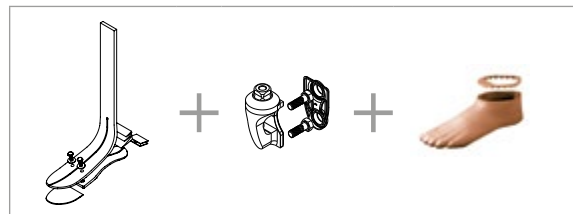


Foot information	
Categories:	Size 22-23 ; cat 1-6 / Size 24 ; cat. 1-8 / Size 25-27 ; 1-9 / Size 28-29 ; cat. 3-9 / Size 30 ; cat 4-9
Size:	22-30
Weight of Foot: (Size 27)	779g w/ Pyramid and Foot Cover
Build Height: (Size 27)	188mm to 383mm w/ Pyramid and Foot Cover
Heel Height:	10mm*
Adapter Options:	Male Pyramid or T Connector


\*19mm is a special order

### ORDERING INFORMATION

FOR COMPLETE FOOT WITH MALE PYRAMID



FOR COMPLETE FOOT WITH T CONNECTOR

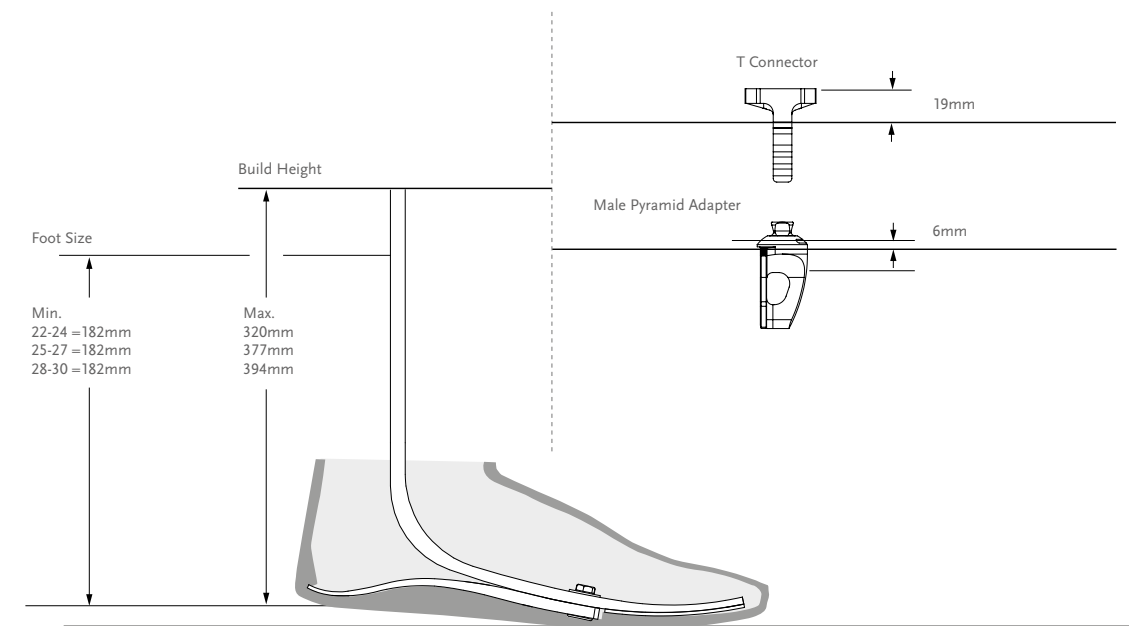


## VARI-FLEX® MODULAR™

### CATEGORY SELECTION CHART

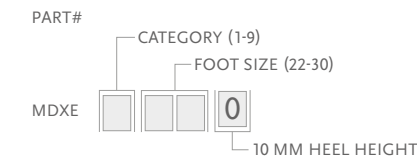
Weight kg	45-52	53-59	60-68	69-77	78-88	89-100	101-116	117-130	131-147	148-166
Low Impact Level	1	1	2	3	4	5	6	7	8	9
Moderate Impact Level	1	2	3	4	5	6	7	8	9	Special Order
High Impact Level	2	3	4	5	6	7	8	9	Special Order	Special Order

### CLEARANCE

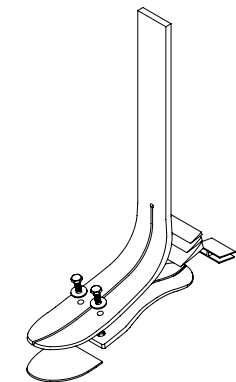


### KITS

#### VARI-FLEX MODULAR KIT



- Includes:
- Foot Module
  - Heel Module
  - Heel Attachment Hardware
  - Heel Wedges



## VARI-FLEX® MODULAR™

### STANDARD ADAPTERS

#### ALUMINUM T KITS

Part#	Weight	Cat.
MDX00020	360g	1-6
MDX00021	360g	7-9

Includes:

- Aluminum T Connector
- Alignment Wedges
- Attachment Bolts
- M6 Bolts, Washers and Nuts
- Spherical and Round Washers
- Abrasive Pads Hex Nuts



#### ALUMINUM T CONNECTORS

Part#	Weight	Cat.
CM140326	360g	1-6
CM140327	360g	7-9



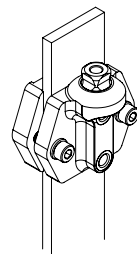
#### MODULAR ALIGNMENT ADAPTER

Makes fitting and aligning Vari-Flex Modular quick and easy. After cutting keel to final length, place adapter on keel. Adjust the alignment adapter to the correct height by sliding it on the blade and clamp the adapter to the foot module by tightening the screws. Adjust height as necessary for final alignment. Disconnect the foot module from the prosthesis with the adapter still clamped on to keel. Drill appropriate holes through the drill bushings.

Part#	Weight
MDE80001	408g

Includes:

- Aluminum Alignment Adapter
- M8 Bolts Grit



## VARI-FLEX® MODULAR™

### COMPONENTS

#### DIRECT LAMINATION KIT

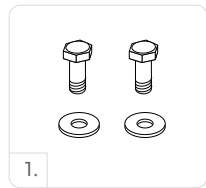
Part#	Description	Cat.
MDX50007	Direct Lamination Kit	10+

Includes:

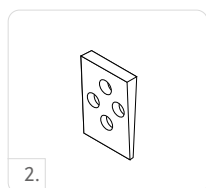
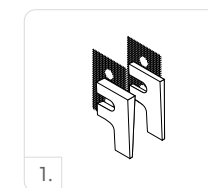
- Fiberglass Cloth
- Epoxy

#### BOLTS

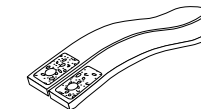
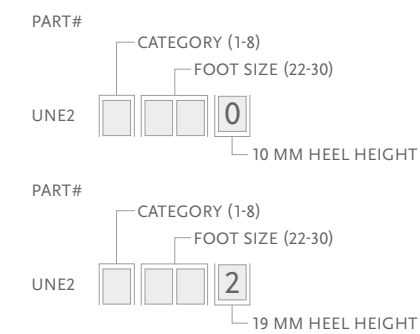
Picture	Part#	Description	Size	Length	Cat.
1.	CM150004	Heel Fastener Hardware Kit (Bolts, Washer)	6mm	18mm	1-6
1.	CM150005	Heel Fastener Hardware Kit (Bolts, Washer)	8mm	18mm	7-9



Picture	Part#	Description	Cat.
1.	CM100203	Kit Temporary Slotted Wedge	ALL
2.	CM150051	Alignment Wedges/Spacer Block Kit	1-6
2.	CM150052	Alignment Wedges/Spacer Block Kit	7-9



#### HEEL MODULE



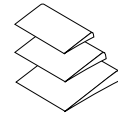
Note: Solid heel is a special order.

## VARI-FLEX® MODULAR™

### COMPONENTS

#### HEEL WEDGE KITS

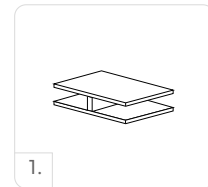
Part#	Foot Size	Cat.
CM150006	22-27	ALL
CM150009	28-30	ALL



- Includes:
- 3 Wedges
  - Adhesive

#### MISCELLANEOUS

Picture	Part#	Description
1.	CM140003	Heel Divider
	CM160016	Loctite 410 black
	CM150012	Kit 3oz Potting Epoxy



### COSMETIC FINISHING

#### FOOT COVER KIT, BEIGE AND BROWN\*

PART#

FOOT SIZE (22-30)	L/R (LEFT/RIGHT)
FSE0	



- Includes:
- Foot Cover
  - Flex-Foot Sock
  - Foot Cover Attachment

\*Please specify when ordering brown covers, add "BR" to the end of the part number.

#### FLEX-FOOT SOCKS

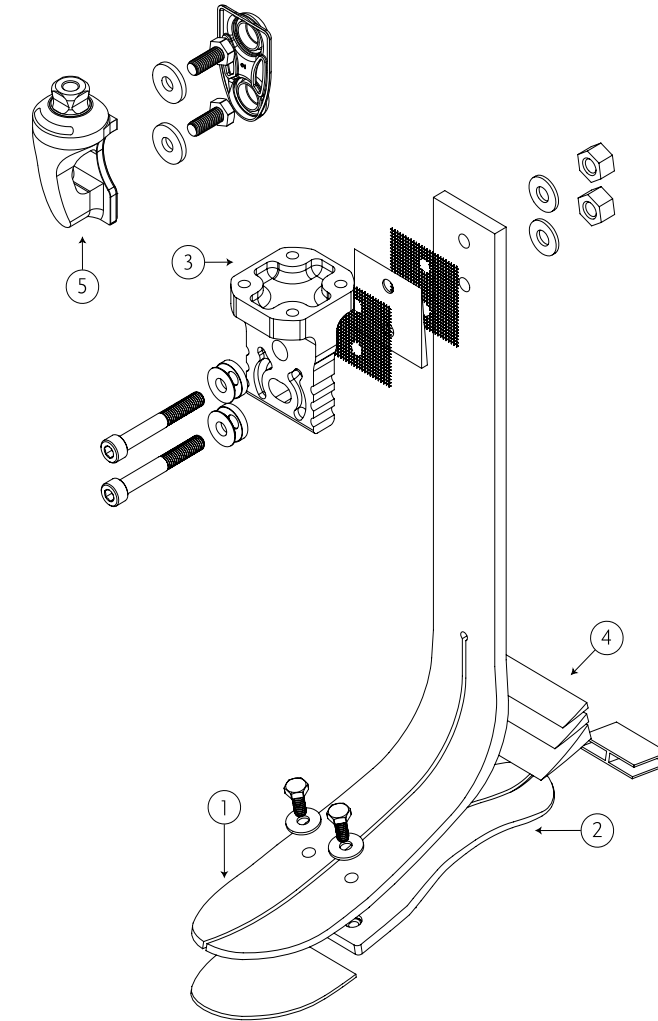
Used to cover the composite foot module to protect the foot and eliminate noise between foot module and foot shell.

Part#	Description	Size	Color
FSEL60001	Black Sock Small 1 pc	22-25	Black
FSEL60002	Black Sock Large 1 pc	26-30	Black
FSEL60001-15	Black Sock Small 15 pc	22-25	Black
FSEL60002-15	Black Sock Large 15 pc	26-30	Black



## VARI-FLEX® MODULAR™

### DIAGRAM



	Description
1.	Foot Module
2.	Heel
3.	T Adapter
4.	Wedge Kit
5.	Bolt-On Male Pyramid

## RE-FLEX ROTATE™

UNITY  
COMPATIBLE



Re-Flex Rotate is a robust, high performance foot allowing users to enjoy daily living, work and leisure with the comfort and confidence to reach their full potential.

Meeting challenging requirements of the active user by combining optimal shock absorption, dynamic energy return and comfort, the Re-Flex Rotate is one of a kind. Featuring a sleek profile and maintenance free design it is the first choice for active users requiring high performance, comfortable everyday foot.

The torsion cell reduces both rotary forces on the knee joint and shear forces on the residual limb. An integrated torsion cell allows rotational yield designed to protect the residual limb and knee joint. Shock absorption via titanium coil spring reduces impact subjected to the body while enhancing both control and comfort during walking and other activities.

The Unity vacuum suspension system is available as an addition to the Re-Flex Rotate™ foot module. Unity in combination with Icross Seal-In technology provides elevated vacuum in the socket during ambulation, without the restricting effect of an external sealing sleeve. Unity adds minimal weight to the existing prosthesis and does not interfere with the superior function of Re-Flex foot and shock modules.



User Information	
Amputation Level:	Transfemoral and Transtibial
Impact Level:	Low to High
Maximum Patient Weight:	147kg



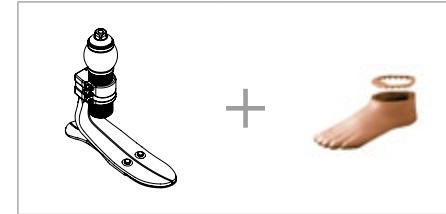
Foot Information	
Categories:	1-8
Sizes:	22-30
Weight of Foot: (Size 27)	1105g w/ Pyramid and Foot Cover
Build Height Standard: (Size 27)	216-265mm w/ Male Pyramid and Foot Cover
Build Height Tall: (Size 27)	267 - 319mm w/ Male Pyramid and Foot Cover
Heel Height:	10mm, 19mm available on special order
Adapter Options:	Male or Female Pyramid

Unity System Information	
Maximum Vacuum:	-23inHg (-600mmHg)
Normal Operating Pressure:	-16-20 inHg
Added System Weight:	130g w/ Pump, Socket Valve and Tube


## RE-FLEX ROTATE™

### ORDERING INFORMATION

FOR COMPLETE FOOT WITH MALE PYRAMID\*



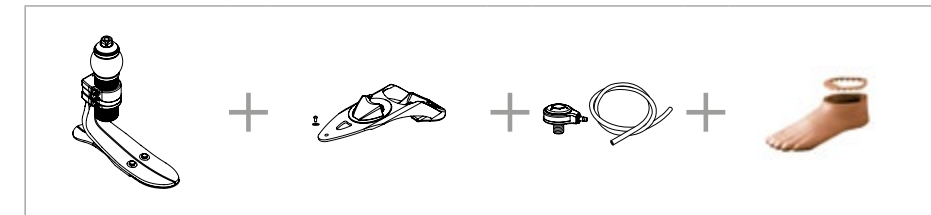
FOR COMPLETE FOOT WITH FEMALE PYRAMID\*



Unity can be ordered with Re-Flex Rotate in the standard foot module height. Please select the appropriate Unity Pump Module kit according to foot module size when placing an order and Unity will come preassembled on the foot. For extra convenience and system compatibility, Unity Valve Kits are highly recommended as a means of connecting to the socket.

For liner selection and item numbers please refer to Icross Seal-In V and Seal-In® X TF pages.

FOR COMPLETE FOOT WITH UNITY



\*Foot module also available in tall profile

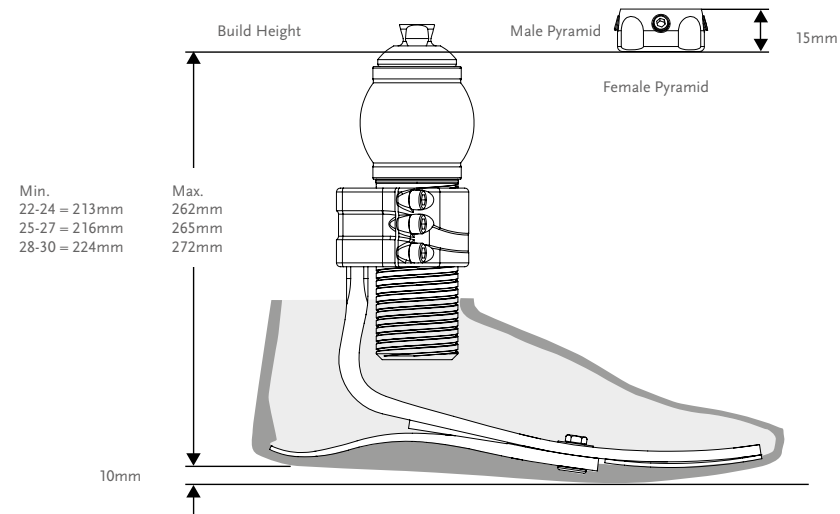
### CATEGORY SELECTION CHART

Weight kg	45-52	53-59	60-68	69-77	78-88	89-100	101-116	117-130	131-147
Low Impact Category									
Size 22-24	1	1	2	3	4	5	N/A	N/A	N/A
Size 25-27	1	1	2	3	4	5	6	7	8
Size 28-30	3	3	3	3	4	5	6	7	8
Moderate Impact Category									
Size 22-24	1	2	3	4	6	N/A	N/A	N/A	N/A
Size 25-27	1	2	3	4	5	6	7	8	N/A
Size 28-30	3	3	3	4	5	6	7	8	N/A
High Impact Category									
Size 22-24	2	3	4	5	N/A	N/A	N/A	N/A	N/A
Size 25-27	2	3	4	5	6	7	8	N/A	N/A
Size 28-30	3	3	4	5	6	7	8	N/A	N/A

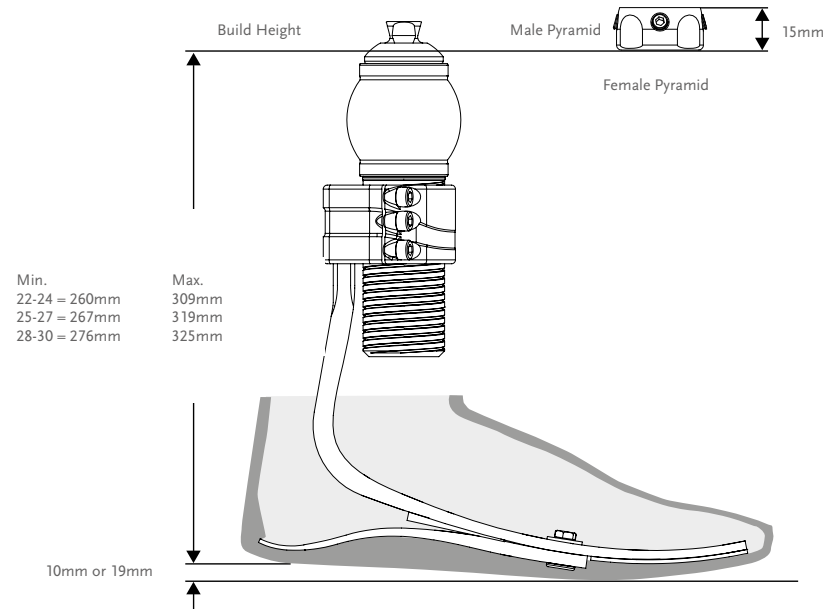
# RE-FLEX ROTATE™

## CLEARANCE

### RE-FLEX ROTATE STANDARD FOOT MODULE



### RE-FLEX ROTATE TALL FOOT MODULE



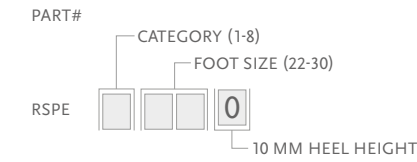
\*Note: Re-Flex Rotate with Unity has the same build height as Re-Flex Rotate.

# RE-FLEX ROTATE™

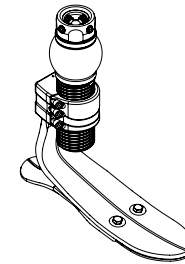
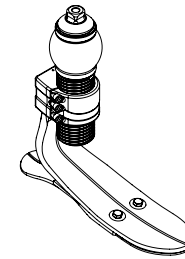
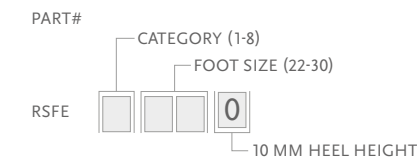
## KITS

### STANDARD PROFILE WITH SHOCK

#### MALE PYRAMID ATTACHMENT

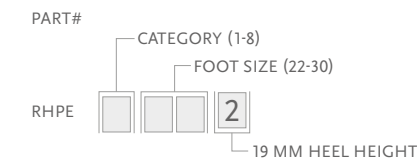
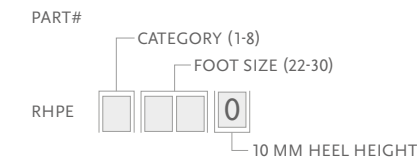


#### FEMALE PYRAMID ATTACHMENT

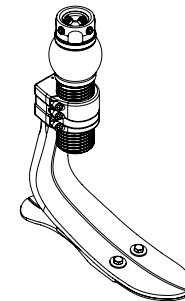
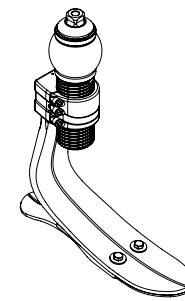
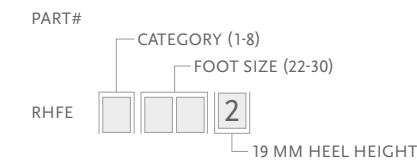
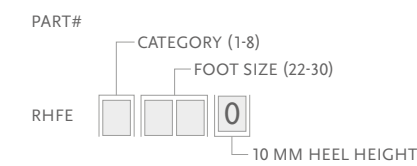


### TALL PROFILE WITH SHOCK

#### MALE PYRAMID ATTACHMENT



#### FEMALE PYRAMID ATTACHMENT



- Includes:
- Foot Module
  - Shock Kit
  - Heel Wedges
- Shock Kit Includes:
- Male/Female Pyramid Shock Module
  - Loctite (Female)

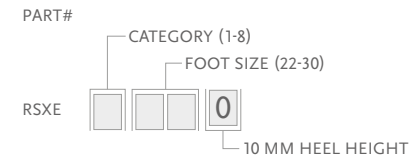
Note: Solid toe is a special order.



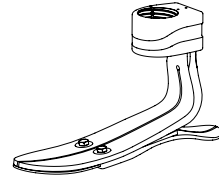
# RE-FLEX ROTATE™

## KITS

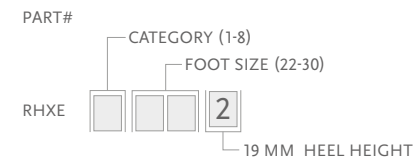
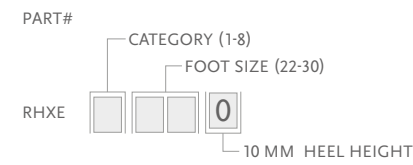
### STANDARD PROFILE WITHOUT SHOCK



Note: 19mm heel height for standard profile, foot size 25-30, available upon special order.



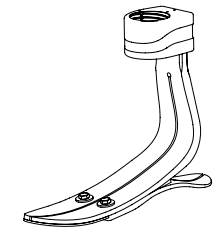
### TALL PROFILE WITHOUT SHOCK



Includes:

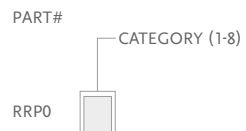
- Foot Module

Note: Solid toe is a special order.

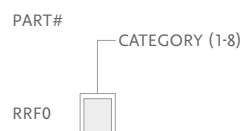


### SHOCK KITS

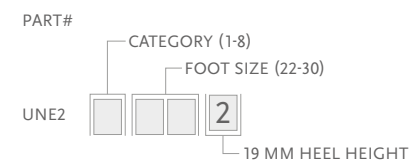
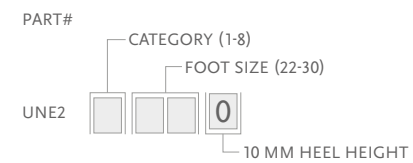
#### ROTATE MALE SHOCK KIT



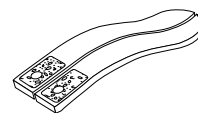
#### ROTATE FEMALE SHOCK KIT



### HEEL MODULE



Note: Solid heel is a special order.



# RE-FLEX ROTATE™

## COMPONENTS

### HEEL WEDGE KITS

Tall and Standard Profile Foot Module	Foot Size	Cat.
CM150011	22-30	ALL

Includes:

- 3 Wedges
- Adhesive



Part#	Description
CM160025	Loctite 243

### ATTACHMENT CLAMP SCREW

Part#	Description
CM130140	M6 16MM Attachment Clamp Screw

## TOOLS

### TORQUE WRENCH

Part#	Description
FFC7980001	Torque Wrench 3Nm Preset



## UNITY

### UNITY KITS

Picture	Part#	Description	Applicable Foot Kits
1	URS0024	Unity Pump Module RSX 22-24	Re-Flex Std Size 22-24
1	URS0027	Unity Pump Module RSX 25-27	Re-Flex Std Size 25-27
1	URS0030	Unity Pump Module RSX 28-30	Re-Flex Std Size 28-30
2	UTT0001	Unity TT Valve Kit	All
3	UTF0001	Unity TF Valve Kit	All
4	UTF0006	Unity TF Tube Kit	All
5	L-544611	Icelock 544 Kit	All



## RE-FLEX ROTATE™

### UNITY SPARE COMPONENTS

Part#	Description
URS00021	Unity RS Components, 22-24
URS00022	Unity RS Components, 25-30

Includes:

- Membrane
- Check valves
- Barb fittings
- Tube
- Tube fastener
- Heel pad



### FOOT KITS APPLICABLE WITH UNITY

#### RE-FLEX ROTATE™ STANDARD PROFILE

MALE PYRAMID ATTACHMENT

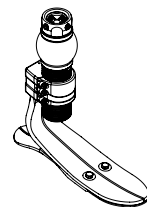
PART#	CATEGORY (1-8)	FOOT SIZE (22-30)
RSPU	0	0



#### RE-FLEX ROTATE™ STANDARD PROFILE

FEMALE PYRAMID ATTACHMENT

PART#	CATEGORY (1-8)	FOOT SIZE (22-30)
RSFU	0	0



Caution: Due to restricted space with the Re-Flex Shock shock module and Unity, SSPE® kits allow for only 2 full turns of downwards adjustment from the tallest setting. Re-Flex Rotate modules can be set to any height within their designed limits.

### COSMETIC FINISHING

#### FOOT COVER KIT, BEIGE AND BROWN\*

PART#	FOOT SIZE (22-30)	L/R (LEFT/RIGHT)
FSE0	0	0



Includes:

- Foot Cover
- Spectra Sock
- Foot Cover Attachment

\*Please specify when ordering brown covers, add "BR" to the end of the part number.

#### SPECTRA SOCKS

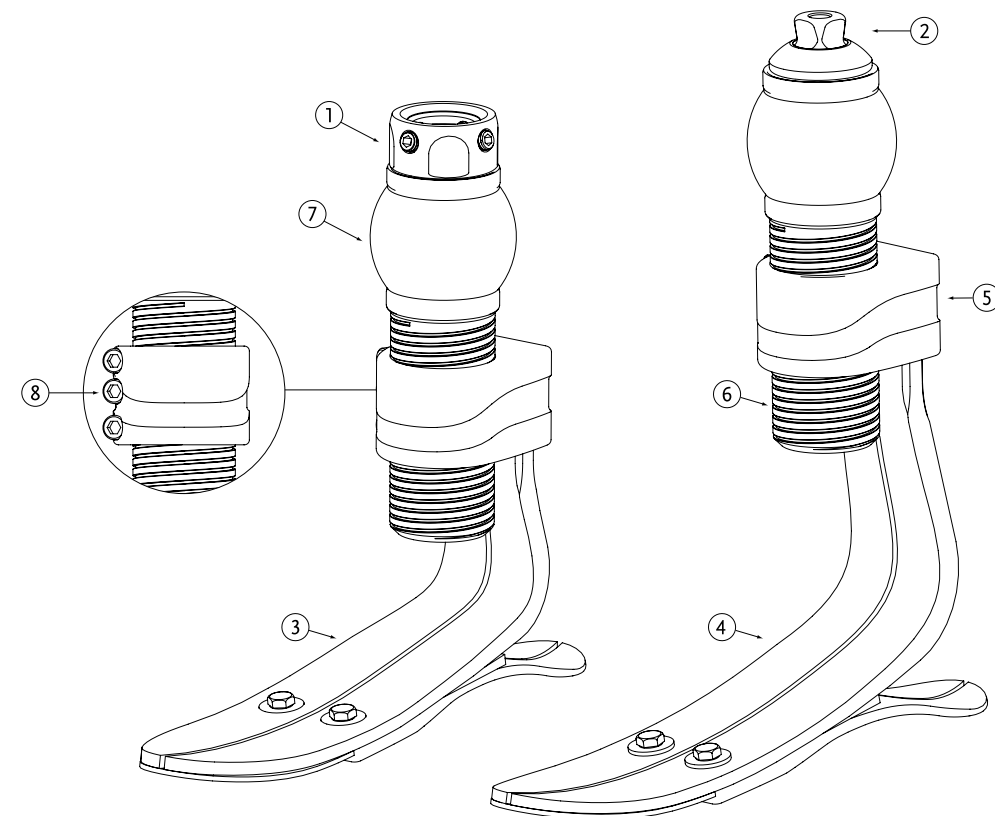
Used to cover the composite foot module to protect the foot and eliminate noise between foot module and foot shell.

Part#	Description	Size	Color
FSEL60001	Black Sock Small 1 pc	22-25	Black
FSEL60002	Black Sock Large 1 pc	26-30	Black
FSEL60001-15	Black Sock Small 15 pc	22-25	Black
FSEL60002-15	Black Sock Large 15 pc	26-30	Black



## RE-FLEX ROTATE™

### DIAGRAM



	Description
1.	Female Pyramid
2.	Male Pyramid
3.	Standard Foot Kit
4.	Tall Foot Kit
5.	Fixed Attachment
6.	Threaded Outer Tube
7.	Torsion Cell
8.	Attachment Clamp Screws

## RE-FLEX SHOCK™

UNITY  
COMPATIBLE



Re-Flex Shock offers the best vertical shock absorption of all the Össur mechanical feet. With dynamic energy return and all around responsiveness the foot is a great choice for active users.

The composite spring in front provides optimal shock absorption that reduces impact subjected to the body. Enhancing both control and comfort during walking and other activities.

The Unity vacuum suspension system is available as an addition to the Re-Flex Shock™ foot module. Unity in combination with Icross Seal-In technology provides elevated vacuum in the socket during ambulation, without the restricting effect of an external sealing sleeve. Unity adds minimal weight to the existing prosthesis and does not interfere with the superior function of Re-Flex foot and shock modules.



User Information	
Amputation Level:	Transfemoral and Transtibial
Impact Level:	Low to High
Maximum Patient Weight:	166kg

Foot Information	
Categories:	1-9
Sizes:	22-30
Weight of Foot: (Size 27)	1076g w/ foot cover and sock
Build Height Standard: (Size 27)	210-238mm w/ Foot Cover and Male Pyramid
Build Height Tall: (Size 27)	255-288mm w/ Foot Cover and Male Pyramid
Heel Height:	10mm, 19mm available on special order
Adapter:	Male Pyramid

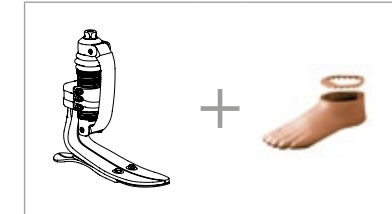


Unity System Information	
Maximum Vacuum:	-23inHg (-600mmHg)
Normal Operating Pressure:	-16-20 inHg
Added System Weight:	130g w/ Pump, Socket Valve and Tube

## RE-FLEX SHOCK™

### ORDERING INFORMATION

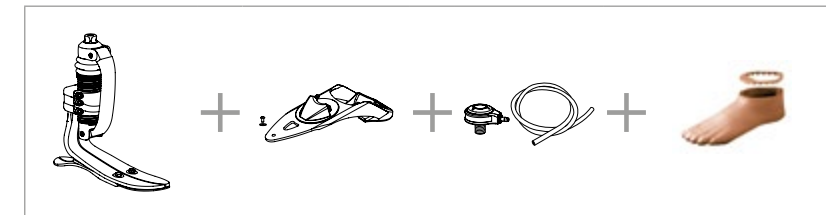
FOR COMPLETE FOOT\*



Unity can be ordered with Re-Flex Shock in the standard foot module height. Please select the appropriate Unity Pump Module kit according to foot module size when placing an order and Unity will come preassembled on the foot. For extra convenience and system compatibility, Unity Valve Kits are highly recommended as a means of connecting to the socket.

For liner selection and item numbers please refer to Icross Seal-In V and Seal-In® X TF pages.

FOR COMPLETE FOOT WITH UNITY



\*Foot module also available in tall profile

### CATEGORY SELECTION CHART

Weight kg	45-52	53-59	60-68	69-77	78-88	89-100	101-116	117-130	131-147	148 - 166
-----------	-------	-------	-------	-------	-------	--------	---------	---------	---------	-----------

#### Low Impact Category

Size 22-24	1	1	2	3	4	5	6	N/A	N/A	N/A
Size 25-27	1	1	2	3	4	5	6	7	8	9
Size 28-30	3	3	3	3	4	5	6	7	8	9

#### Moderate Impact Category

Size 22-24	1	2	3	4	6	6	N/A	N/A	N/A	N/A
Size 25-27	1	2	3	4	5	6	7	8	9	N/A
Size 28-30	3	3	3	4	5	6	7	8	9	N/A

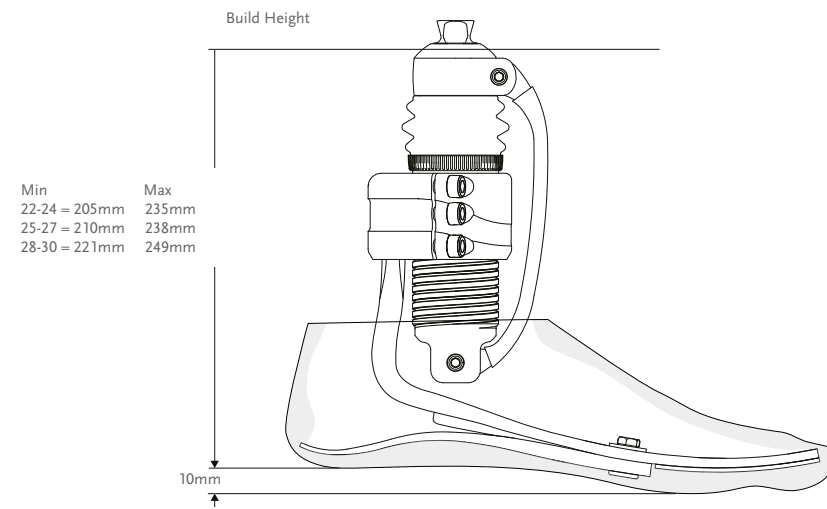
#### High Impact Category

Size 22-24	2	3	4	5	6	N/A	N/A	N/A	N/A	N/A
Size 25-27	2	3	4	5	6	7	8	9	N/A	N/A
Size 28-30	3	3	4	5	6	7	8	9	N/A	N/A

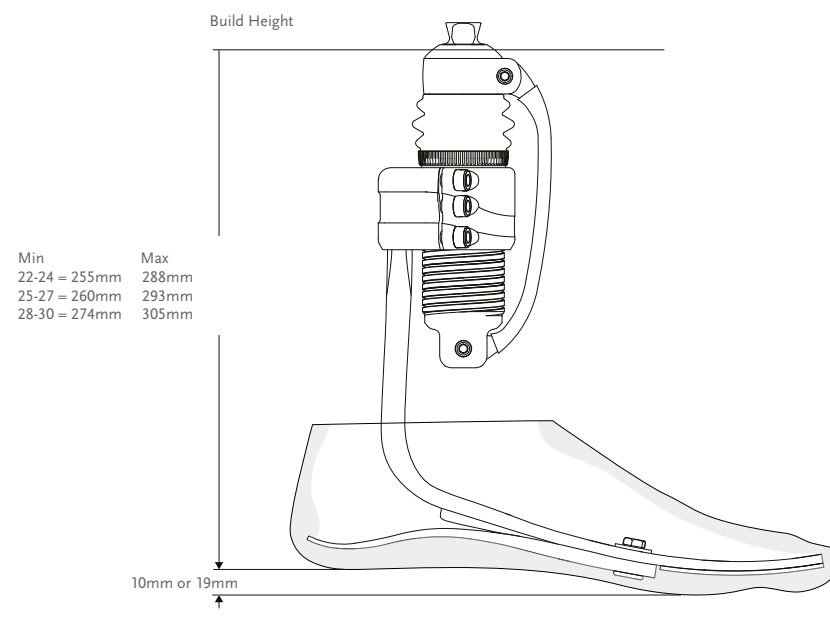
# RE-FLEX SHOCK™

## CLEARANCE

### RE-FLEX SHOCK STANDARD FOOT MODULE



### RE-FLEX SHOCK TALL FOOT MODULE



\*Note: Re-Flex Shock with Unity has the same build height as Re-Flex Shock.

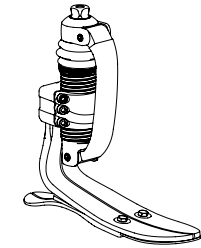
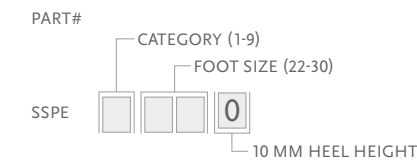
ÖSSUR FEET

# RE-FLEX SHOCK™

## KITS

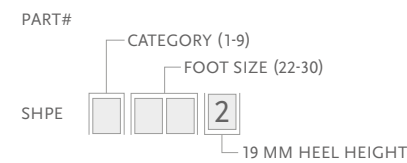
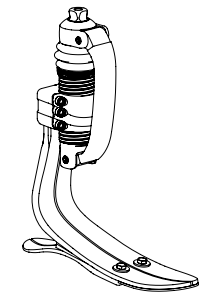
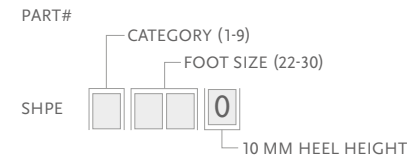
### STANDARD PROFILE WITH SHOCK

#### MALE PYRAMID ATTACHMENT



### TALL PROFILE WITH SHOCK

#### MALE PYRAMID ATTACHMENT



#### Includes:

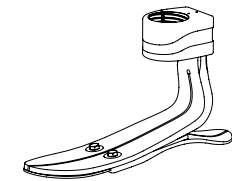
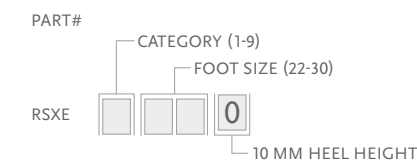
- Foot Module
- Shock Module with Carbon Front Spring
- Heel Wedges

#### Shock Kit Includes:

- Male Pyramid Shock Module
- Loctite

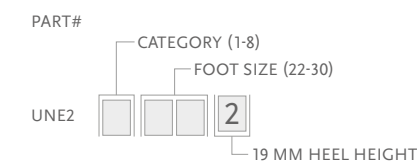
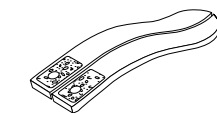
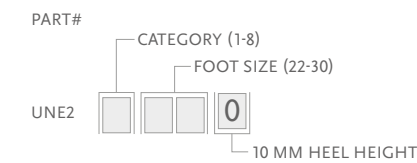
Note: Solid toe is a special order.

### STANDARD PROFILE WITHOUT SHOCK



Note: 19mm heel height for standard profile, foot size 25-30, available upon special order.

### HEEL MODULE



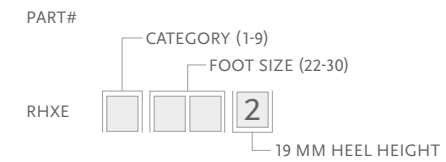
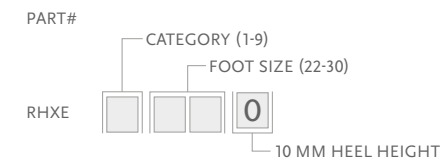
Note: Solid heel is a special order.

ÖSSUR FEET

# RE-FLEX SHOCK™

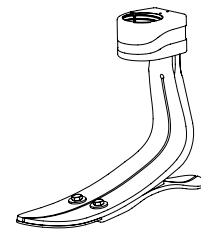
## KITS

### TALL PROFILE WITHOUT SHOCK



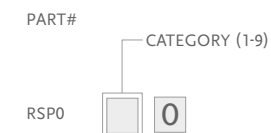
- Includes:
- Foot Module

Note: Solid toe is a special order.



### SHOCK KITS

#### MALE SHOCK KIT



## COMPONENTS

### HEEL WEDGE KITS

Tall and Standard Profile Foot Module	Foot Size	Cat.
CM150011	22-30	ALL

- Includes:
- 3 Wedges
  - Adhesive

Part#	Description
CM160025	Loctite 243



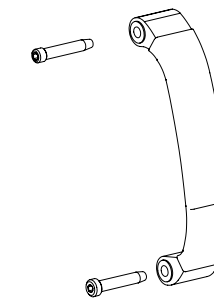
# RE-FLEX SHOCK™

## COMPONENTS

### FRONT SPRINGS

Part#	Cat.
RSS44001	1
RSS44002	2
RSS44003	3
RSS44004	4
RSS44005	5
RSS44006	6
RSS44007	7
RSS44008	8

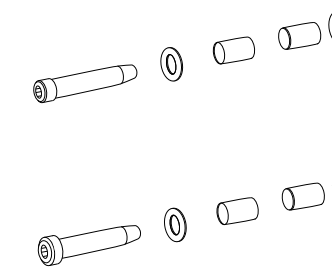
- Includes:
- Front Spring
  - 2 Pins



### BUSHING KIT

Part#	Description
RSS00001	Bushing Kit

- Includes:
- 4 Bushings
  - 4 Disc Springs
  - 2 Pins



### LOWER RING

Part#	Description
RSS40011	Re-Flex Shock Bellow
RSS40012	Re-Flex Shock Collar

## TOOLS

### TORQUE WRENCH

Part#	Description
FFC7980001	Torque Wrench 3Nm Preset





## RE-FLEX SHOCK™

### UNITY

#### UNITY KITS

Picture	Part#	Description	Applicable Foot Kits
1	URS0024	Unity Pump Module RSX 22-24	Re-Flex Std Size 22-24
1	URS0027	Unity Pump Module RSX 25-27	Re-Flex Std Size 25-27
1	URS0030	Unity Pump Module RSX 28-30	Re-Flex Std Size 28-30
2	UTT0001	Unity TT Valve Kit	All
3	UTF0001	Unity TF Valve Kit	All
4	UTF0006	Unity TF Tube Kit	All
5	L-544611	Icelock 544 Kit	All

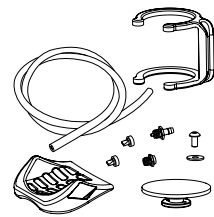


#### SPARE COMPONENTS

Part#	Description
URS00021	Unity RS Components, 22-24
URS00022	Unity RS Components, 25-30

Includes:

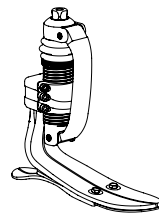
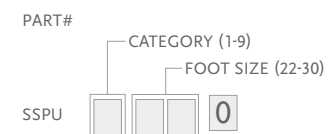
- Membrane
- Check valves
- Barb fittings
- Tube
- Tube fastener
- Heel pad



#### FOOT KITS APPLICABLE WITH UNITY

##### RE-FLEX SHOCK™ STANDARD PROFILE

###### MALE PYRAMID ATTACHMENT

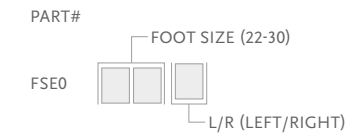


Caution: Due to restricted space with the Re-Flex Shock shock module and Unity, SSPE\* kits allow for only 2 full turns of downwards adjustment from the tallest setting. Re-Flex Rotate modules can be set to any height within their designed limits.

## RE-FLEX SHOCK™

### COSMETIC FINISHING

#### FOOT COVER KIT, BEIGE AND BROWN\*



Includes:

- Foot Cover
- Flex-Foot Sock
- Foot Cover Attachment

\*Please specify when ordering brown covers, add "BR" to the end of the part number.

#### SPECTRA SOCKS

Used to cover the composite foot module to protect the foot and eliminate noise between foot module and foot shell.

Part#	Description	Size	Color
FSEL60001	Black Sock Small 1 pc	22-25	Black
FSEL60002	Black Sock Large 1 pc	26-30	Black
FSEL60001-15	Black Sock Small 15 pc	22-25	Black
FSEL60002-15	Black Sock Large 15 pc	26-30	Black



## TORSION SHOCK ADAPTER



The Torsion Shock Adapter has shock absorption and rotational functions that reduce rotary and shear forces on the residual limb.

User Information	
Amputation Level:	Lower Limb
Impact Level:	Low to High
Maximum Patient Weight:	147kg
Weight of the Adapter:	415g
Build height of the Adapter:	67-93mm (depending on connecting adapter)



WEATHERPROOF

## ORDERING INFORMATION

### SIZE SELECTION TABLE

Weight (kg)	45-77	78-88	89-100	101-116	117-130	131-147
Low Impact Level	TSA50001	TSA50001	TSA50001	TSA50002	TSA50003	TSA50003
Moderate Impact Level	TSA50001	TSA50001	TSA50002	TSA50003	TSA50003	N/A
High Impact Level	TSA50001	TSA50002	TSA50003	TSA50003	N/A	N/A

### COMPONENTS


Össur recommends using the Torsion Shock Adapter with M36 adapters by Össur. For reference see compatible adapters below.

### COMPATIBLE ADAPTERS

Picture	Part#	Description	Material	Weight Limit	Weight
1.	A-114030	3- Prong Socket Adapter	Stainless Steel	166kg	124g
2.	A-114040	4- Prong Socket Adapter	Stainless Steel	166kg	158g
3.	A-122300	Euro 4-Hole Adapter	Aluminum	125kg	70g
4.	A-834300	Male Pyramid Adapter	Stainless Steel	100kg	111g
4.	A-835300	Male Pyramid Adapter	Titanium	166kg	80g
5.	A-845300	Female Pyramid Adapter	Titanium	166kg	85g



## CHEETAH® XPLORE



Cheetah Xplore is a unique crossover foot prosthesis inspired by the original Cheetah design. Although primarily designed for everyday use, Cheetah Xplore allows the user to engage in various sports and activities. The foot combines high energy return and dynamic push-off with increased balance and stability, supporting amputees with an active lifestyle.



User Information	
Amputation Level:	Transfemoral and Transtibial
Impact Level:	Moderate to Extreme
Maximum Patient Weight:	147kg



PROPORTIONAL RESPONSE



CARBON-X\* ACTIVE HEEL



FULL LENGTH TOE LEVER



ACTIVE TIBIAL PROGRESSION



WATERPROOF

Note: When the foot is directly laminated onto the socket the device is waterproof. A waterproof device allows use in a wet and/or humid environment and temporary (<30 mins.) submersion of up to 1m in fresh water. Exposure to fresh water under these circumstances shall have no harmful effect. Dry thoroughly after contact with fresh water. Fresh water: Includes tap water. Excludes salt and chlorinated water. The components used with the foot need to be waterproof as well.

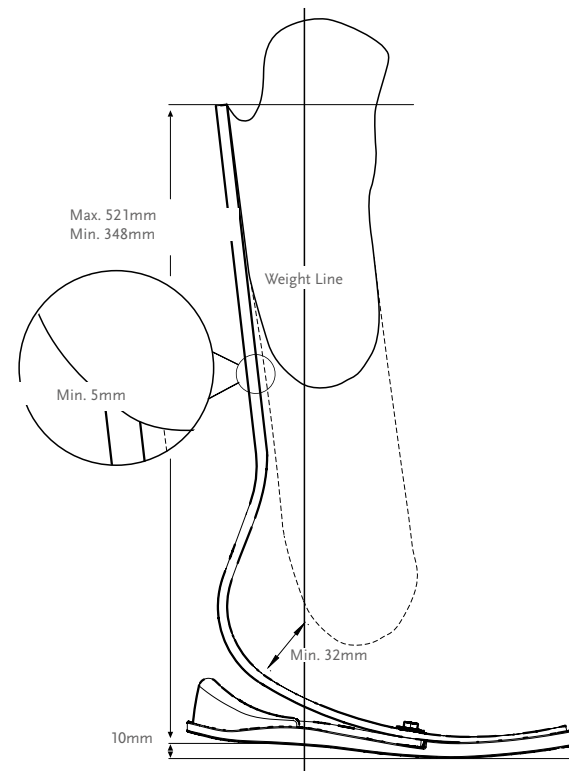
Foot information	
Categories:	1-9
Sizes:	One Size Per Category
Weight of Foot (Cat. 5):	646g
Build Height:	Max. height of the posterior brim: 521mm Min. height of the posterior brim: 348mm Min. clearance from the socket to the foot: 32mm
Adapter Options:	Lamination Connector

## CATEGORY SELECTION CHART

Weight kg	45-52	53-59	60-68	69-77	78-88	89-100	101-116	117-130	131-147
Moderate Impact Level	1	2	3	4	5	6	7	8	9
High Impact Level	2	3	4	5	6	7	8	9	N/A

# CHEETAH® XPLORE

## CLEARANCE WITH DIRECT LAMINATION



## KITS

### CHEETAH XPLORE KIT\*

PART#	CATEGORY (1-9)
FSX009	

- Includes:
- Foot Module
  - Foam Heel Counter
  - Foam Sole
  - +Pluseries Adhesives 220 ml - Composite 1 Minute

\*Cheetah Xplore comes with +Pluseries composite 1 minute adhesive. The +Pluseries adhesive dispenser needs to be ordered separately. The Lamination connector may also be ordered separately with Cheetah Xplore.



# CHEETAH® XPLORE

## KITS

### ATTACHMENT BOLT FOR LAMINATION CONNECTOR

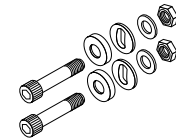
Part#	Description	Size	Cat.
CM130218	Attachment Bolt for Lamination Connector	5/16"-24 x 1 1/2"	1-6
CM130213	Attachment Bolt for Lamination Connector	3/8"-24 x 1 3/4"	7-9



### HARDWARE KIT FOR T CONNECTORS

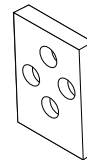
Part#	Length	Weight	Size	Cat.
CM100054	8mm	108g	x 2-1/2"	1-6
CM100055	10mm	144g	x 2-1/2"	7-9

- Includes:
- Bolts
  - Nuts
  - Spherical Washer
  - Flat Washer



### ALIGNMENT WEDGES

Part#	Description	Cat.
CM140502	Alignment Wedges 2°	ALL
CM140505	Alignment Wedges 4°	ALL
CM140508	Alignment Wedges 6°	ALL
CM140511	Alignment Wedges 8°	ALL



### HEEL WEDGE KIT

For adjustment of heel stiffness and roll-over characteristics.

Part#	Foot Size
CM150011	22-30

- Includes:
- 3 Wedges
  - Adhesive



### LAMINATION CONNECTOR KIT

Part#	Description	Cat.
FSX50009	Lamination Connector	1-9

- Includes:
- Connector
  - Alignment Wedges (2°, 4°, 6°, 8°)
  - Attachment Hardware
  - Lamination Kit

## CHEETAH® XPLORE

### TOOLS

#### +PLUSERIES DISPENSER

Part#	Description
FSX80016	+Pluseries 220 ml Dispenser



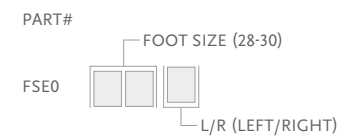
#### +PLUSERIES ADHESIVE

Part#	Description
FSX80015	+Pluseries Adhesive 220 ml - Composite 1 Minute
FSX80017	+Pluseries Mixing Nozzle Includes: 6 Mixing Nozzles



### COSMETIC FINISHING

#### FOOT COVER KIT, BEIGE AND BROWN\*



- Includes:
- Foot Cover
  - Flex-Foot Sock
  - Foot Cover Attachment

\*Please specify when ordering brown covers, add "BR" to the end of the part number.

#### FLEX-FOOT SOCKS

Used to cover the composite foot module to protect the foot and eliminate noise between foot module and foot shell.

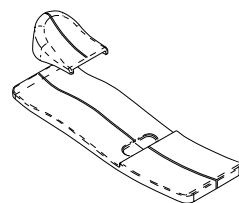
Part#	Description	Size	Color
FSEL60002	Black Sock Large 1 pc	26-30	Black
FSEL60002-15	Black Sock Large 15 pc	26-30	Black




#### FOAM HEEL COUNTER AND SOLE

Part#
FSX60001

- Includes:
- Foam Heel Counter
  - Foam Sole



## FLEX-SYMES™



Extremely low build height with a Carbon-X® Active Heel and alignment options.

The Flex-Symes foot design is a carbon foot module connected to an actively deflecting carbon heel. The improved alignment adapter now offers angulation and adjustments in ML / AP planes.

Flex-Symes is specifically designed for people with symes and pyroff amputations or transtibial users with long residual limbs.




User Information	
Amputation Level:	Ankle Disarticulation
Impact Level:	Low to High
Maximum Patient Weight:	166kg



Foot Information	
Categories:	Size 22-24; Cat. 1-6 / Size 27-30; Cat. 1-9
Sizes:	22-30
Weight of Foot: (Size 27)	528g w/ Foot Cover
Build Height: (Size 27)	60mm w/ Foot Cover
Heel Height:	10mm
Adapter Options:	Direct Lamination Adapter

### ORDERING INFORMATION

#### FOR COMPLETE FOOT WITH SOCKET ADAPTER



#### FOR COMPLETE FOOT WITHOUT ADAPTER

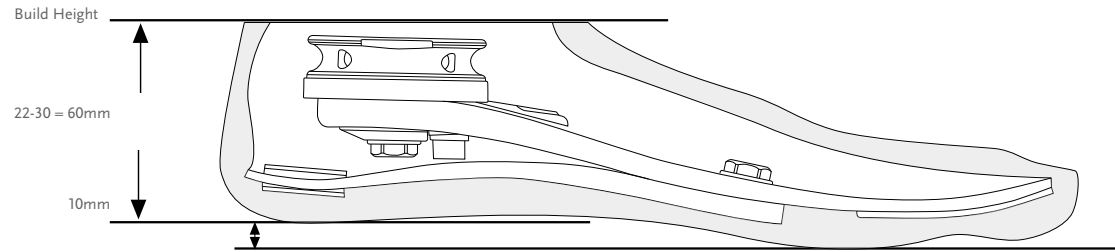


### CATEGORY SELECTION CHART

Weight kg	45-52	53-59	60-68	69-77	78-88	89-100	101-116	117-130	131-147	148-166
Low Impact Level	1	1	2	3	4	5	6	7	8	9
Moderate Impact Level	1	2	3	4	5	6	7	8	9	N/A
High Impact Level	2	3	4	5	6	7	8	9	N/A	N/A

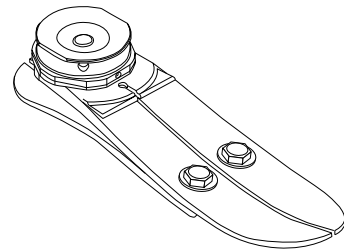
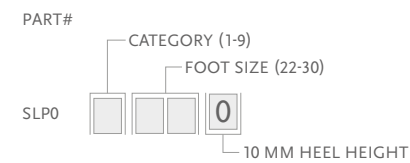
# FLEX-SYMES™

## CLEARANCE



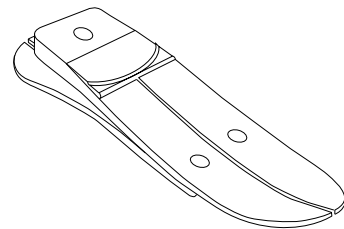
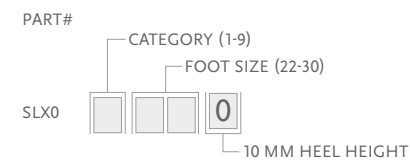
## KITS

### FLEX-SYMES WITH SOCKET ADAPTER



- Includes:
- Carbon foot module with heel
  - 2 Circular alignment wedges
  - 2 Alignment pins
  - 1 Anti-rotation bolt
  - Washer
  - Loctite 410
  - Epoxy potting
  - Socket adapter

### FLEX-SYMES WITHOUT ADAPTER

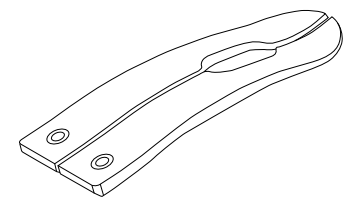
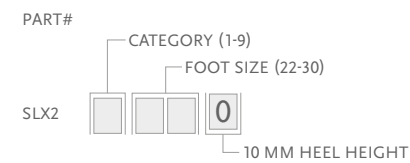


- Includes:
- Carbon foot module with heel
  - 2 Circular alignment wedges
  - 2 Alignment pins
  - 1 Anti-rotation bolt
  - Washer
  - Loctite 410
  - Epoxy potting

Note: Solid toe is a special order.

## COMPONENTS

### HEEL MODULE

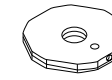


# FLEX-SYMES™

## COMPONENTS

### ALIGNMENT DISC KIT

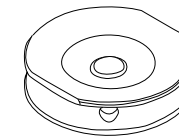
Part#	Foot Size	Cat.
SLP30001	22-24	1-6
SLP30002	25-27	1-6
SLP30003	28-30	1-6
SLP30004	25-27	7-9
SLP30005	28-30	7-9



- Includes:
- 2 Circular alignment wedges
  - 2 Alignment pins
  - 1 Anti rotation bolt
  - Washer
  - Loctite 410

### SOCKET ADAPTER WITH INSERT

Part#	Cat.	Foot Size
SLX50001	1-6	22-24
SLX50002	1-6	25-27
SLX50003	1-6	28-30
SLX50004	7-9	25-27
SLX50005	7-9	28-30



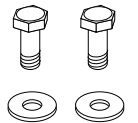
### LAMINATION KIT

Part#	Foot Size	Cat.
SLP30011	22-24	1-6
SLP30012	25-27	1-6
SLP30013	28-30	1-6
SLP30014	25-27	7-9
SLP30015	28-30	7-9

- Includes:
- Socket adapter with insert
  - Epoxy potting

### HEEL FASTENER HARDWARE KIT

Part#	Length	Size	Cat.
CM150004	18mm	6mm	1-6
CM150005	18mm	8mm	7-9



- Includes:
- Bolt
  - Washer

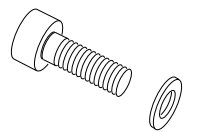
### CENTRAL BOLTS

Part#	Foot Size	Bolt Size	Cat.
SLX30021	22-27	M12	1-6
SLX30022	25-27	M14	7-9
SLX30022	28-30	M14	1-6
SLX30023	28-30	M16	7-9



### ANTI-ROTATION BOLT KIT

Part#	Foot Size	Bolt Size
SLX30005	22-27	M6
SLX30007	28-30	M8



- Includes:
- Bolt
  - Washer

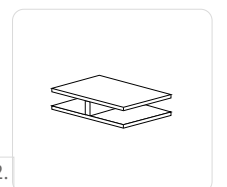
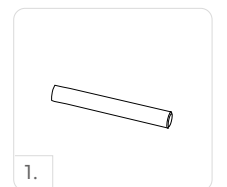
### HEEL WEDGE KIT

Part#	Foot Size	Cat.
CM150011	22-30	1-9



- Includes:
- 3 Wedges
  - Adhesive

Picture	Part#	Description
1.	SLX30006	Alignment Pin
2.	CM140003	Heel Divider
	CM160009	Potting Epoxy

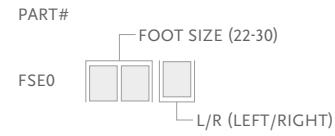




## FLEX-SYMES™

### COSMETIC FINISHING

#### FOOT COVER KIT, BEIGE AND BROWN\*



#### Includes:

- Foot Cover\*
- Attachment Plate
- Flex Foot Sock

\*Please specify when ordering brown covers add "BR" to the part#.

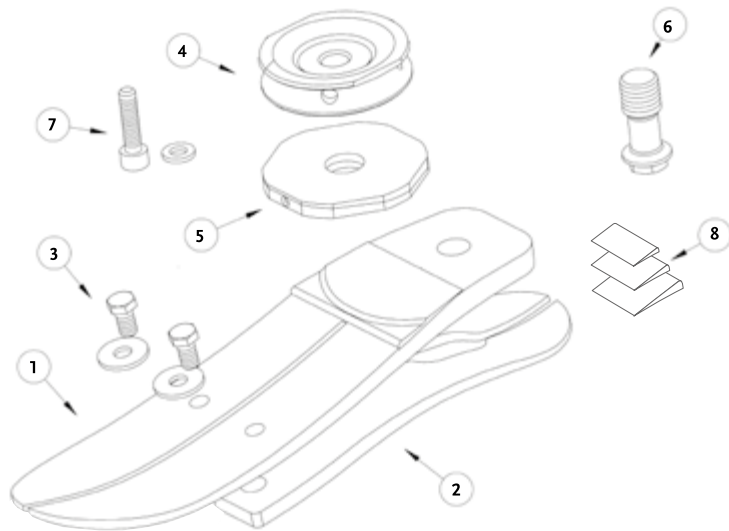
#### FLEX-FOOT SOCKS

Used to cover the composite foot module to protect the foot and eliminate noise between foot module and foot shell.

Part#	Description	Size	Color
FSEL60001	Black Sock Small 1 pc	22-25	Black
FSEL60002	Black Sock Large 1 pc	26-30	Black
FSEL60001-15	Black Sock Small 15 pc	22-25	Black
FSEL60002-15	Black Sock Large 15 pc	26-30	Black




### DIAGRAM



	Description		Description
1.	Foot Module	5.	Alignment Disc Kit
2.	Heel	6.	Central Bolt
3.	Heel Fastener Hardware Kit	7.	Anti-Rotation Bolt Kit
4.	Socket Adapter	8.	Heel Wedge Kit

## CHOPART



This 100% carbon keel is designed to be a flexible and durable solution for the longest amputation levels and partial foot prostheses.

Includes a 10mm heel height for compatibility with standard Flex-Foot shells and low-heel shoes.

Chopart is specifically designed for people with chopart amputations as well as lisfranc, pirogoff, boyd and partial foot prostheses.



User Information	
Amputation Level:	Transtibial Amputees Lisfranc, Pirogoff, Boyd and Partial Foot Amputees
Impact Level:	Low to High
Maximum Patient Weight:	147kg

Foot Information	
Categories:	1-8
Sizes:	22-30
Weight of Foot: (Size 27)	94g
Build Height: (Size 27)	6mm



PROPORTIONAL RESPONSE




FULL LENGTH TOE LEVER



WATERPROOF

### ORDERING INFORMATION

#### FOR COMPLETE FOOT



### CATEGORY SELECTION CHART

Weight kg	45-52	53-59	60-68	69-77	78-88	89-100	101-116	117-130	131-147
Low Impact Level	1	1	2	3	4	5	6	7	8
Moderate Impact Level	1	2	3	4	5	6	7	8	Special Order
High Impact Level	2	3	4	5	6	7	8	Special Order	Special Order

Chopart foot plates are a standard order in the following sizes and categories:

Sizes 22-24 in categories 1-5

Sizes 25-26 in categories 2-6

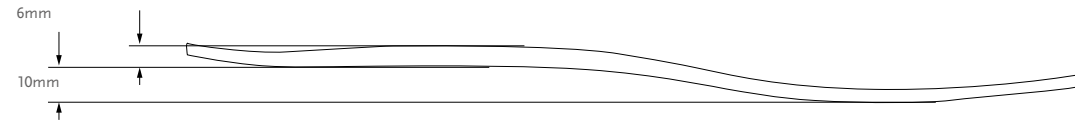
Sizes 27-28 in categories 3-7

Sizes 29-30 in categories 4-8

For information on special or custom orders, please contact your local Össur representative.

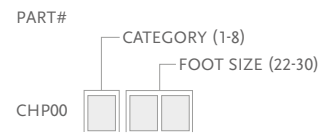
## CHOPART

### CLEARANCE



### COMPONENTS

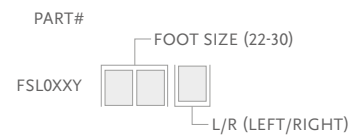
#### COMPLETE FABRICATION KIT



- Includes:
- Carbon Fiber Foot Plate
  - Carbon Fiber cloth
  - Epoxy
  - Crepe soling material

### COSMETIC FINISHING

#### FOOT COVER KIT, BEIGE AND BROWN\*



- Includes:
- Foot Cover\*
  - Attachment Plate
  - Flex Foot Sock

\*Please specify when ordering brown covers add "BR" to the part#.

#### FLEX-FOOT SOCKS

Used to cover the composite foot module to protect the foot and eliminate noise between foot module and foot shell.

Part#	Description	Size	Color
FCX63022	FF Sock Small 1 pc	22-25	Black
FCX63025	FF Sock Large 1 pc	26-30	Black
FCX63022-15	FF Sock Small 15 pcs	22-25	Black
FCX63026-15	FF Sock Large 15 pcs	26-30	Black



## FLEX-FOOT® ACCESSORIES

#### SHOE HORN

Especially designed for Flex-Foot feet, this shoe horn makes donning and doffing foot shells fast and easy.

Part#	Description
CM100068	Shoe Horn



#### DUAL DENSITY SHIN FAIRING

The Dual Density Shin Fairing allows the range of motion in the ankle section to be maximised without compromising the integrity of the foam where it is attached to the foot cover.

Part#	Size
FCX0002	One Size

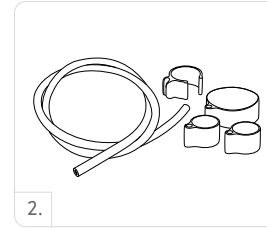


- Includes:
- Flexible section at ankle
  - Fire retardant

## UNITY® SPARE PARTS

### VALVE CORE

Picture	Part#	Description
1	UTT0005	Unity TT Valve Core
2	UTF0006	Unity Tube Kit for TF



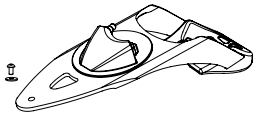
### PUMPS

#### RE-FLEX PUMPS

Part#	Description
URS00011	Unity RS Spare Pump 22-24
URS00012	Unity RS Spare Pump 25-27
URS00013	Unity RS Spare Pump 28-30

Includes:

- Frame
- Membrane
- Check valves
- Barb fittings
- Tube
- Tube fastener
- Heel pad



#### VARI-FLEX PUMPS

Part#	Description
UVF00011	Unity VF Spare Pump 22-24
UVF00012	Unity VF Spare Pump 25-27
UVF00013	Unity VF Spare Pump 28-30

Includes:

- Frame
- Membrane
- Check valves
- Barb fittings
- Tube
- Tube fastener
- Heel pad



#### LP VARI-FLEX PUMPS

Part#	Description
UVL00011	Unity VL Spare Pump 22-24
UVL00012	Unity VL Spare Pump 25-27
UVL00013	Unity VL Spare Pump 28-30

Includes:

- Frame
- Membrane
- Check valves
- Barb fittings
- Tube
- Tube fastener
- Heel pad



## ÖSSUR SPORT SOLUTIONS



CHEETAH KNEE



CHEETAH XCEED WITH NIKE SOLE



FLEX-RUN WITH NIKE SOLE



CHEETAH XCEL WITH NIKE SPIKE PAD



CHEETAH XTREME WITH NIKE SPIKE PAD



CHEETAH XTEND WITH NIKE SPIKE PAD



CHEETAH XPANSE WITH NIKE SPIKE PAD



FLEX-FOOT CHEETAH

ÖSSUR FEET

ÖSSUR SPORT SOLUTIONS

## CHEETAH® KNEE

UNITY  
COMPATIBLE



The Cheetah Knee is a lightweight polycentric knee with 3-phase hydraulic swing control, specifically designed for rapid flexion and extension for running and sprinting. The polycentric design offers good stability in stance, allowing for controlled deceleration enabling users to participate in a wide range of sports activities. Although not specifically designed for walking, Cheetah Knee's 4-bar geometry makes it possible to walk and easily transition from walking to jogging and/or running.

- Polycentric knee, designed for high activity such as jogging, running and sprinting
- 4-bar geometry for increased stability in stance
- Hydraulic swing control to support rapid flexion and extension
- Soft extension bumper
- Short knee center to top distance, useful for long transfemoral limbs or knee disarticulation
- Male pyramid distal connection for easy alignment



Patient Profile:	
Amputation Level:	Transfemoral and Knee Disarticulation
Impact Level:	Moderate to Extreme
Maximum Patient Weight:	100 kg

Product Information:	
Build Height:	108mm
Weight of Knee:	0.62 kg
Flexion:	110°



MULTI AXIS



HYDRAULIC CONTROL

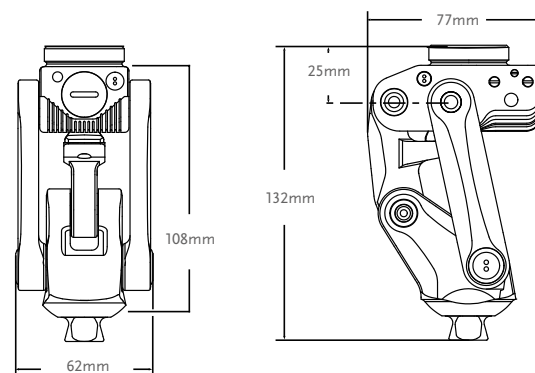


MULTI SPEED



SOCKET CONNECTOR ADAPTATION

## CLEARANCE



## KITS



Part#	Description
CKN10000	Cheetah Knee

## CHEETAH® KNEE

### COMPONENTS

#### TOTAL KNEE ADAPTERS

Picture	Part#	Description	Material	Weight Limit	Weight
1.	A-114040	4- Prong Socket Adapter	Stainless Steel	166kg	158g
2.	A-122300	Euro 4-Hole Adapter	Aluminum	125kg	70g
3.	A-834300	Male Pyramid Adapter	Stainless Steel	100kg	111g
3.	A-835300	Male Pyramid Adapter	Titanium	166kg	80g
4.	A-845300	Female Pyramid Adapter	Titanium	166kg	85g



## CHEETAH® XPANSE



Cheetah Xpanse features a large carbon blade designed to withstand the forces that are set free during high endurance sports such as long jumping. The dynamic shape allows the foot to flex aggressively for a more powerful energy return. A long toe offers an increased ground contact time before push-off, while the plantar-flexed pylon handles forward progression.

The Nike Spike pad has been designed exclusively for the Össur Cheetah Range and has been improved for the blade to provide specialised traction.



User information	
Amputation Level:	Transfemoral and Transtibial
Impact Level:	Extreme
Maximum Patient Weight:	116kg



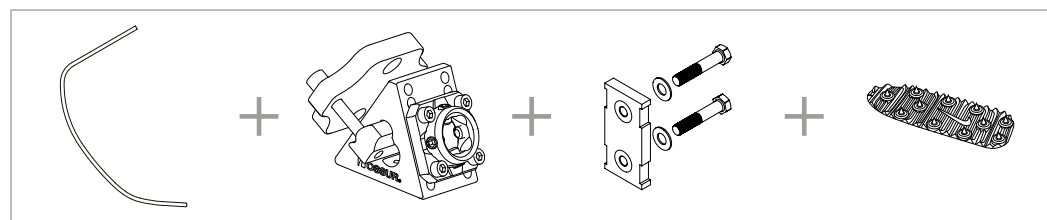
WATERPROOF

Foot information	
Categories:	1-7
Sizes:	Two Sizes Per Category
Weight of Foot:	Size Large - 1250 g Size small - 830 g
Max Build Height:	Size Large - 576mm Size small - 466 mm
Min Build Height:	Size Large - 481 mm Size small - 379 mm
Adapter Options:	Lamination Connector

Note: Build height is from bottom of foot to top of lamination connector.

## ORDERING INFORMATION

FOR COMPLETE CHEETAH XPANSE KIT



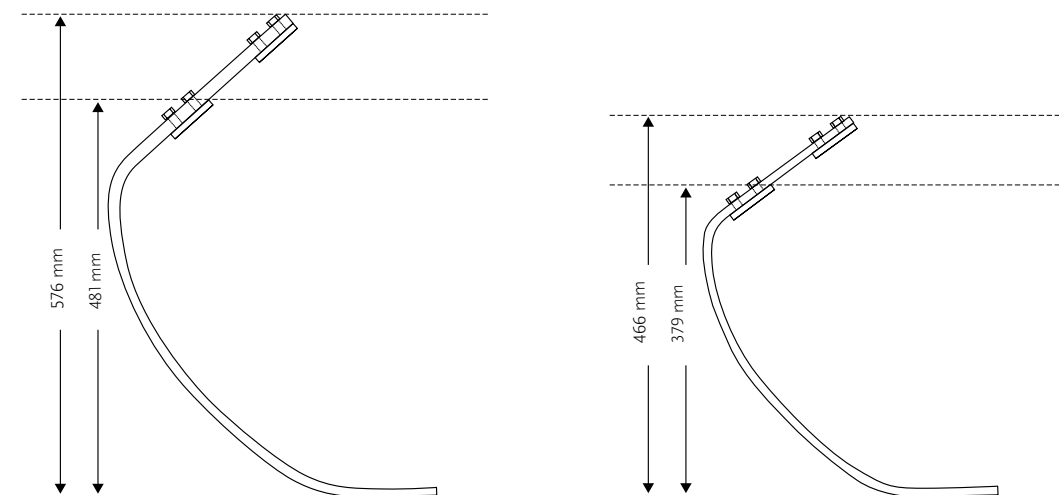
## CATEGORY SELECTION CHART

Weight kg	45-52	53-59	60-68	69-77	78-88	89-100	101-116
Extreme Impact Level	1	2	3	4	5	6	7

## CHEETAH® XPANSE

### CLEARANCE

#### WITH LAMINATION CONNECTOR



### KITS

#### CHEETAH XPANSE KIT

PART#	CATEGORY(1-7)
LARGE: CXE004	
SMALL: CXE002	

Includes:  
• Cheetah Xpanse Blade

Note: Sole to be ordered separately.

#### NIKE SPIKE PAD KIT

Part#	Description	Cat.
NSS50021	Nike Spike Pad 2.0*	1-9

Includes:  
• 7mm Pyramid Spikes  
• Wrench

Note: Nike Spike Pad has same spikes as Nike track and field shoes, additional spikes can be purchased at Nike.





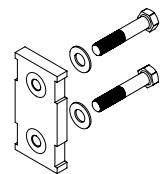
## CHEETAH® XPANSE

### KITS

#### LAMINATION CONNECTOR KIT

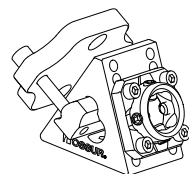
Part#	Description	Cat.
FSX50009	Lamination Connector	1-9

- Includes:
- Connector
  - Alignment Wedges (2°, 4°, 6°, 8°)
  - Attachment Hardware
  - Lamination Kit



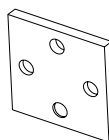
#### ALIGNMENT ADAPTERS XPANSE KIT

Part#	Description	Cat.
CXE50001	Alignment Adapter Xpanse Kit	1-6



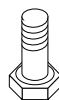
#### ALIGNMENT WEDGES

Part#	Description	Cat.
CM140515	Alignment Wedges 2°	ALL
CM140516	Alignment Wedges 4°	ALL
CM140517	Alignment Wedges 6°	ALL
CM140518	Alignment Wedges 8°	ALL



#### ATTACHMENT BOLT FOR LAMINATION CONNECTOR

Part#	Description	Size	Cat.
CM130211	Attachment Bolt for Lamination Connector	3/8"-24 x 1 1/2"	1-9
CM130213	Attachment Bolt for Lamination Connector	3/8"-24 x 1 3/4"	1-9
CM130214	Attachment Bolt for Lamination Connector	3/8"-24 x 1 3/8"	1-9



## CHEETAH® XCEL



Cheetah Xcel is the next generation short sprinting foot from Össur that is specifically designed for explosive short-distance sprints. The carbon blade features a more extreme curve and the dynamic shape allows for the foot to flex and give a powerful energy kick. A long toe enhances the push-off, while the plantar-flexed pylon handles forward progression.

The Nike Spike pad has been designed exclusively for the Össur Cheetah Range and has been improved for the blade to provide specialized traction.



User information	
Amputation Level:	Transfemoral and Transtibial
Impact Level:	Extreme
Maximum Patient Weight:	45kg - 147kg



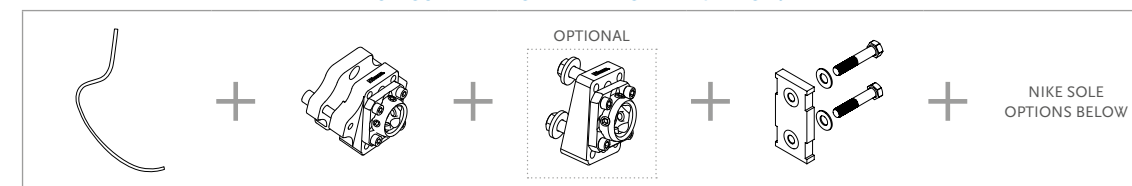
WATERPROOF

Foot information	
Categories:	1-9
Sizes:	Two Sizes Per Category
Weight of Foot:	Size Large - 980 g Size small - 820 g
Max Build Height:	Size Large - 569 mm Size small - 538 mm
Min Build Height:	Size Large - 513 mm Size small - 443 mm
Adapter Options:	Lamination Connector

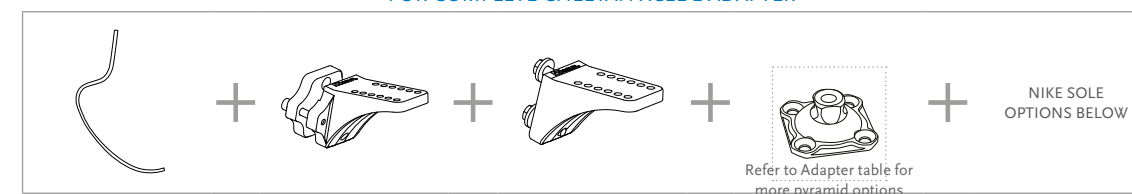
Note: Build height is from bottom of foot to top of lamination connector.

### ORDERING INFORMATION

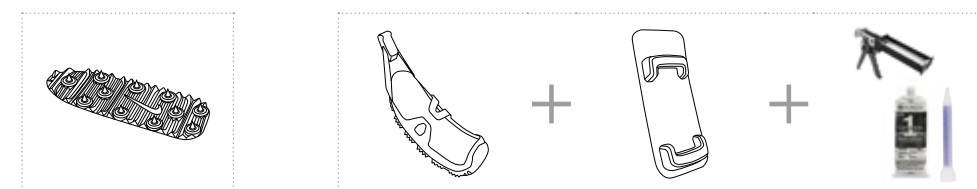
#### FOR COMPLETE CHEETAH XCEL DYNAMIC 10 KIT



#### FOR COMPLETE CHEETAH XCEL L-ADAPTER



#### NIKE SOLE OPTIONS



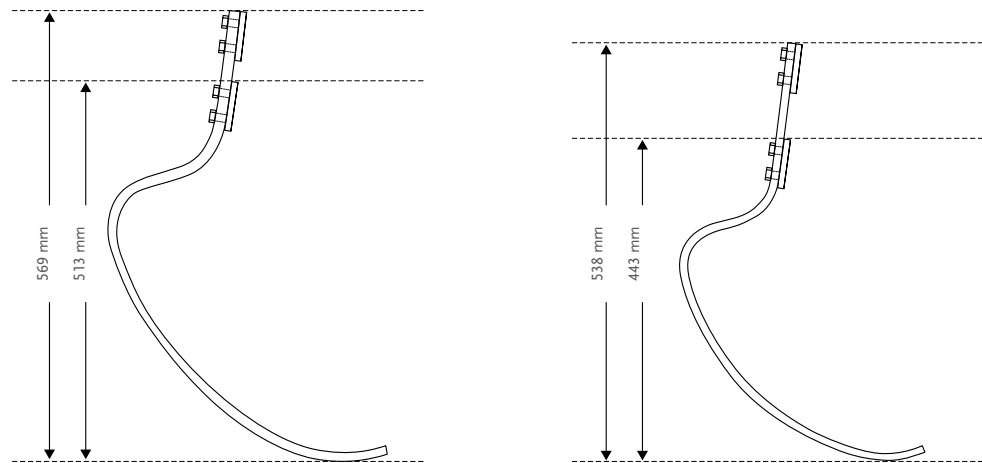
# CHEETAH® XCEL

## CATEGORY SELECTION CHART

Weight kg	45-52	53-59	60-68	69-77	78-88	89-100	101-116	117-130	131-147
Extreme Impact Level	1	2	3	4	5	6	7	8	9

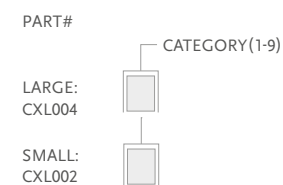
## CLEARANCE

### WITH LAMINATION CONNECTOR



## KITS

### CHEETAH XCEL KIT



- Includes:
- Foot module

Note: Soles to be ordered separately.



# CHEETAH® XCEL

## KITS

### NIKE SOLES

Picture	Part#	Description	Cat.
1.	NSS50041	Nike Traction SoleX	1-9
1.	NSS50012	Nike Spike SoleX*	1-9
2.	NSS50021	Nike Spike Pad 2.0*	1-9
3.	NSS50031	Nike SoleX Attachment Kit**	1-9

- \* Includes:
- 7mm Pyramid Spikes
  - Wrench

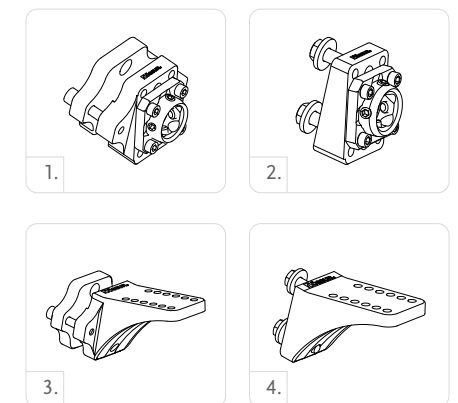
\*\* Pluseries needs to be ordered separately

Note: Nike Spike Pad has same spikes as Nike track and field shoes, additional spikes can be purchased at Nike.



### CHEETAH ALIGNMENT ADAPTERS KIT

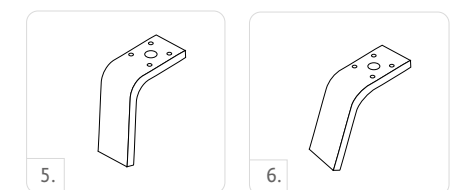
Picture	Part#	Description	Cat.
1.	CXL50002	Dynamic - Adapter 10°Kit	1-6
2.	CXL50001	Bolted - Adapter 10°Kit	1-6
3.	CXL50004	Dynamic L - Adapter 13°Kit	1-6
4.	CXL50003	Bolted L-Adapter 13°Kit	1-6



### L-BRACKET KITS

Picture	Part#	Description	Cat.
5.	FSX50005	5° L-Bracket Kits	1-6
6.	FSX50006	20° L-Bracket Kits	1-6

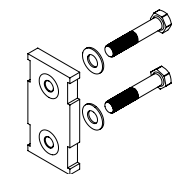
- Includes:
- L-Bracket without inserts
  - Pyramid Attachment Hardware
  - Alignment Wedges
  - Alignment Hardware



### LAMINATION CONNECTOR KIT

Part#	Description	Cat.
FSX50009	Lamination Connector	1-9

- Includes:
- Connector
  - Alignment Wedges (2°, 4°, 6°, 8°)
  - Attachment Hardware
  - Lamination Kit




## CHEETAH® XCEL

### KITS

#### HARDWARE KIT FOR T CONNECTORS

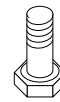
Part#	Length	Weight	Size	Cat.
CM100055	10mm	144g	x 2-1/2"	1-9

- Includes:
- Bolts
  - Nuts
  - Spherical Washer
  - Flat Washer



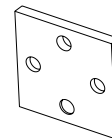
#### ATTACHMENT BOLT FOR LAMINATION CONNECTOR

Part#	Description	Size	Cat.
CM130211	Attachment Bolt for Lamination Connector	3/8"-24 x 1 1/2"	1-9
CM130213	Attachment Bolt for Lamination Connector	3/8"-24 x 1 3/4"	1-9
CM130214	Attachment Bolt for Lamination Connector	3/8"-24 x 1 3/8"	1-9



#### ALIGNMENT WEDGES

Part#	Description	Cat.
CM140515	Alignment Wedges 2°	ALL
CM140516	Alignment Wedges 4°	ALL
CM140517	Alignment Wedges 6°	ALL
CM140518	Alignment Wedges 8°	ALL



### ADAPTERS

#### 4-HOLE MALE PYRAMID

Part#	Material	Height	Build Height	Weight
A-235100	Titanium	23mm	8.5mm	54g



#### 4-HOLE MALE PYRAMID WITH ROTATION

Part#	Material	Height	Build Height	Weight
A-235300	Titanium	25mm	10.5mm	72g



#### 4-HOLE MALE PYRAMID WITH 5/16" / 8MM OFFSET

Part#	Material	Height	Build Height	Weight
A-235400	Titanium	23mm	8.5mm	65g



#### 4-HOLE FEMALE PYRAMID

Part#	Material	Height	Build Height	Weight
A-245100	Titanium	15.5mm	15.5mm	64g



#### 4-HOLE FEMALE PYRAMID WITH ROTATION

Part#	Material	Height	Build Height	Weight
A-245300	Titanium	17.5mm	17.5mm	76g



## CHEETAH® XCEED



Cheetah Xceed has been designed to translate the functionality of Össur's high-performance blades to the needs of the everyday sports enthusiasts. It features a longer toe lever for enhanced push-off and offers a higher energy return.

It is appropriate for transfemoral and transtibial users participating in high impact activities, such as recreational jogging, trail running, distance running and triathlons.

The Nike Spike pad has been designed exclusively for the Össur Cheetah Range and has been improved for the blade to provide specialized traction.



User Information	
Amputation Level:	Transfemoral and Transtibial
Impact Level:	High to Extreme
Maximum Patient Weight:	147kg

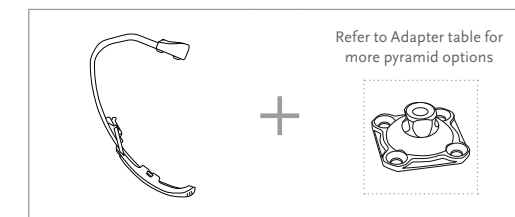


WATERPROOF

Foot information	
Categories:	1-9
Sizes:	One Size Per Category
Weight of Foot (Cat. 5):	1000g
Build Height:	345mm with Nike Traction SoleX/ without pyramid
Adapter Options:	4-hole Male and Female pyramid. Refer to adapter table for more pyramid options.


### ORDERING INFORMATION

#### FOR COMPLETE CHEETAH XCEED KIT



\*Includes Nike Traction SoleX

#### NIKE SOLE OPTIONS

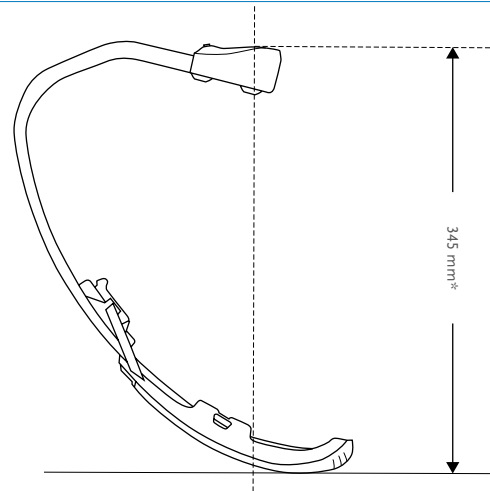


# CHEETAH® XCEED

## CATEGORY SELECTION CHART

Weight kg	45-52	53-59	60-68	69-77	78-88	89-100	101-116	117-130	131-147
High to Extreme Impact Level	1	2	3	4	5	6	7	8	9

## CLEARANCE



\*Note: Build height of 4 – hole adapters should be added to this value for total build height.

## KITS

### CHEETAH XCEED KIT

PART#	CATEGORY (1-9)
CXD002	

Includes:  
• Nike Traction SoleX and attachment



### NIKE SOLES

Picture	Part#	Description	Cat.
	NSS50041	Nike Traction SoleX	1-9
	NSS50012	Nike Spike SoleX*	1-9
	NSS50021	Nike Spike Pad 2.0*	1-9
	NSS50031	Nike SoleX Attachment Kit**	1-9

\*Includes:  
• 7mm Pyramid Spikes  
• Wrench  
\*\*Pluseries needs to be ordered separately

Note: Nike Spike Pad has same spikes as Nike track and field shoes, additional spikes can be purchased at Nike.



# CHEETAH® XCEED

## ADAPTERS

### 4-HOLE MALE PYRAMID

Part#	Material	Height	Build Height	Weight
A-235100	Titanium	23mm	8.5mm	54g



### 4-HOLE MALE PYRAMID WITH ROTATION

Part#	Material	Height	Build Height	Weight
A-235300	Titanium	25mm	10.5mm	72g



### 4-HOLE MALE PYRAMID WITH 5/16" / 8MM OFFSET

Part#	Material	Height	Build Height	Weight
A-235400	Titanium	23mm	8.5mm	65g



### 4-HOLE FEMALE PYRAMID

Part#	Material	Height	Build Height	Weight
A-245100	Titanium	15.5mm	15.5mm	64g



### 4-HOLE FEMALE PYRAMID WITH ROTATION

Part#	Material	Height	Build Height	Weight
A-245300	Titanium	17.5mm	17.5mm	76g



## TOOLS

### +PLUSERIES DISPENSER

Part#	Description
FSX80016	+Pluseries 220 ml Dispenser



### +PLUSERIES ADHESIVE

Part#	Description
FSX80015	+Pluseries Adhesive 220 ml - Composite 1 Minute
FSX80017	+Pluseries Mixing Nozzle Includes: 6 Mixing Nozzles



## FLEX-RUN™ WITH NIKE SOLE



The Flex-Run with Nike Sole offers unmatched performance and efficiency for amputees and prosthetists. Össur and Nike have partnered to design a running foot from the ground up, leveraging Össur's expertise in running prosthetics with Nike's world renowned traction and sole technologies.

The improved Flex-Run features a longer toe lever and efficient energy return. The Nike Sole offers great traction to help improve performance for the runner.



User Information	
Amputation Level:	Transfemoral and Transtibial
Impact Level:	High to Extreme
Maximum Patient Weight:	130kg

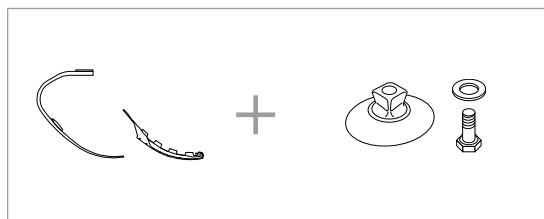


WATERPROOF

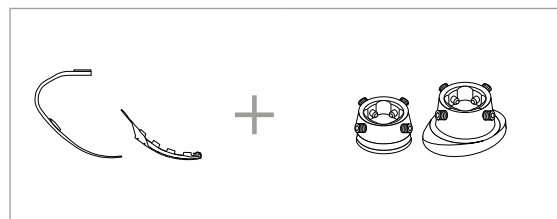
Foot information	
Categories:	1-9
Sizes:	One Size Per Category
Weight of Foot (Cat. 5):	400g 694g with Sole and Male Pyramid
Build Height:	261mm 277mm with Sole
Adapter Options:	Male or Female Bolt on Pyramid

### ORDERING INFORMATION

#### FOR COMPLETE FLEX-RUN KIT WITH MALE PYRAMID



#### FOR COMPLETE FLEX-RUN KIT WITH FEMALE PYRAMID

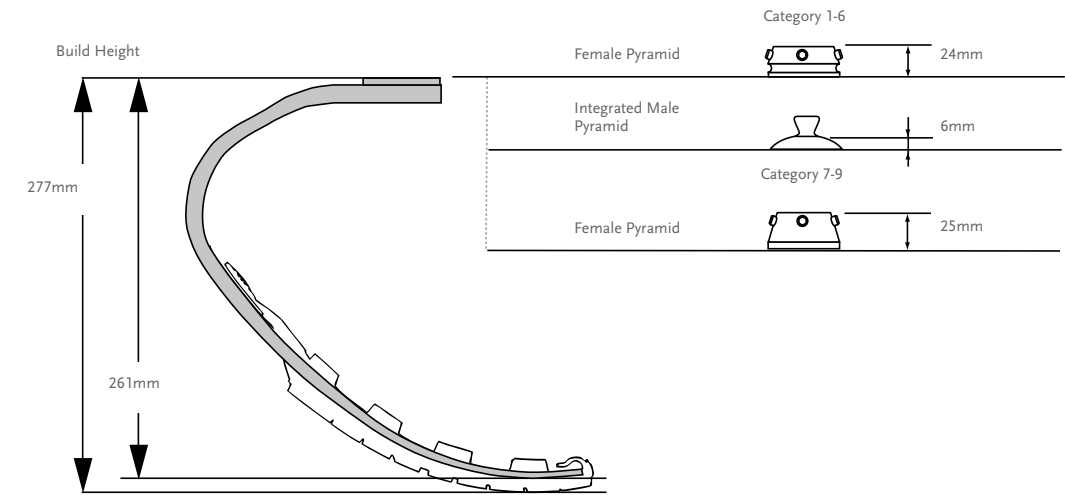


## FLEX-RUN™ WITH NIKE SOLE

### CATEGORY SELECTION CHART

Weight kg	37-44	45-52	53-59	60-68	69-77	78-88	89-100	101-116	117-130
High to Extreme Impact Level	1	2	3	4	5	6	7	8	9

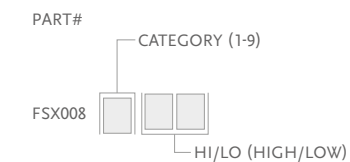
### CLEARANCE



Note: Sole adds 10 mm to build height.

### KITS

#### FLEX-RUN KIT



Note: Flex-Run is excluded from trial period. For LP Flex-Run see Flex-Run Junior. For information on special or custom orders, please contact your local Össur representative.

- Includes:
- Foot Module
  - Attachment Plate (can be supplied bonded on the foot upon request)
  - Nike Sole
  - Bag for Nike Sole



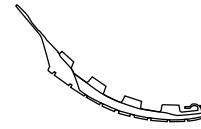
## FLEX-RUN™ WITH NIKE SOLE

### KITS

#### NIKE SOLE KIT

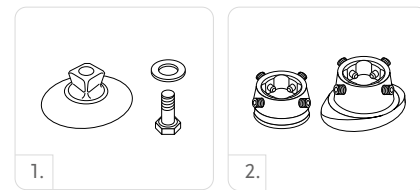
Part#	Size	Cat.
CM150163	One Size	1-9

- Includes:
- Nike Sole
  - Medallion
  - Loctite
  - Bag for Nike Sole



#### FOOT ADAPTER SETS

Picture	Part#	Description	Weight	Bolt Size	Cat.
1.	FWX00030	Male Pyramid Foot Adapter Set	75g	M10 x 40mm	1-6
2.	CM150161	Female Pyramid Foot Adapter Set	100g	M10 x 35mm	1-6
2.	CM150162	Female Pyramid Foot Adapter Set	186g	M12 x 50mm	7-9



#### REPLACEMENT BOLT

Part#	Size	Cat.
CM130221	M10 x 40	1-6

### COMPONENTS

Part#	Description	Cat.
FWX40001	Attachment Plate	1-6
FWX40002	Attachment Plate	7-9

## FLEX-FOOT CHEETAH®



A true champion – The only prosthetic foot that has ever run the Olympics.

The Cheetah was the first sport foot of its kind when first launched in 1996. Ever since the Cheetah has been the foot of choice for athletes around the globe.

Cheetah is recommended for longer distance running for TT users that do not have clearance for Flex-Run with Nike Sole. For sprinting the new Team Össur favorites, Cheetah Xtreme and Cheetah Xtend are recommended.



User Information	
Amputation Level:	Transfemoral and Transtibial
Impact Level:	Extreme
Maximum Patient Weight:	147kg

Foot information	
Categories:	1-9
Sizes:	One Size Per Category
Weight of Foot:	512g
Build Height:	411mm
Adapter Options:	Lamination Connector or Pylon Connector



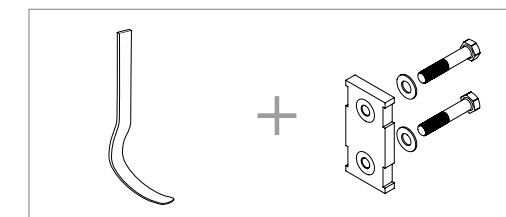
PROPORTIONAL RESPONSE



ACTIVE TIBIAL PROGRESSION

### ORDERING INFORMATION

#### FOR COMPLETE CHEETAH KIT



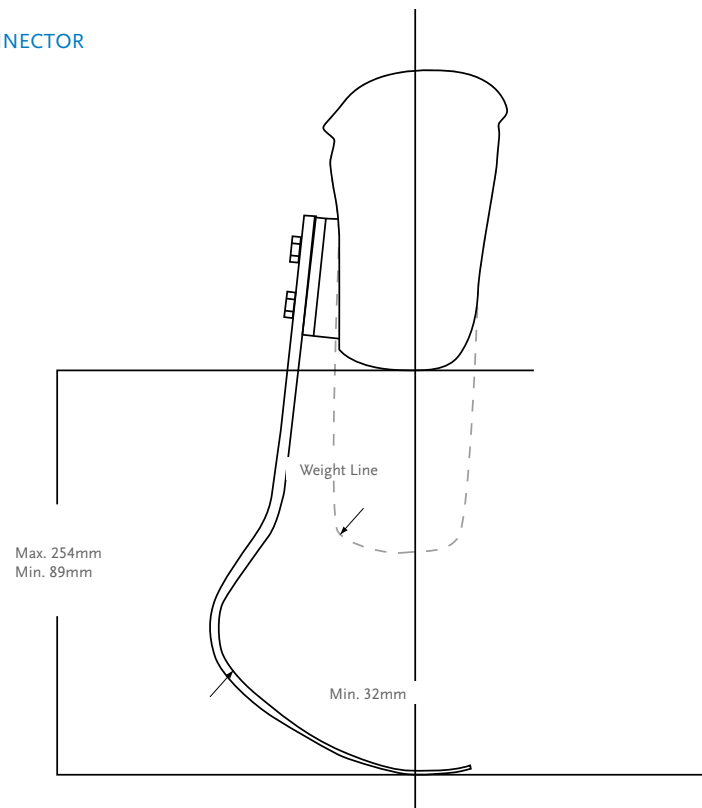
### CATEGORY SELECTION CHART

Weight kg	45-52	53-59	60-68	69-77	78-88	89-100	101-116	117-130	131-147
Extreme Impact Level	1	2	3	4	5	6	7	8	9

# FLEX-FOOT CHEETAH®

## CLEARANCE

### WITH LAMINATION CONNECTOR



## KITS

### CHEETAH KIT

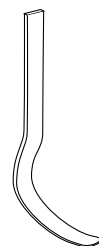
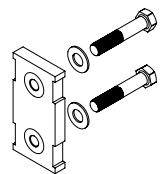
PART#	CATEGORY (1-9)
FSX004	

Note: Cheetah is a special order and is excluded from the trial period.

### LAMINATION CONNECTOR KIT

Part#	Description	Cat.
FSX50009	Lamination Connector	1-9

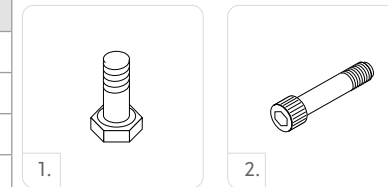
- Includes:
- Connector
  - Alignment Wedges (2°, 4°, 6°, 8°)
  - Attachment Hardware
  - Lamination Kit



# FLEX-FOOT CHEETAH®

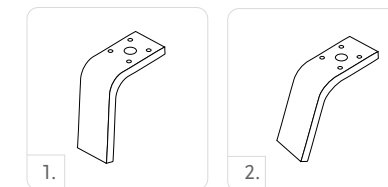
## KITS

Picture	Part#	Description	Size	Cat.
	1. CM130218	Attachment Bolt for Lamination Connector	5/16"-24 x 1 1/2"	1-6
	CM130213	Attachment Bolt for Lamination Connector	3/8"-24 x 1 3/4"	7-9
	2. CM130305	Attachment Bolt for Pylon Connector	5/16"-24 x 1 1/2"	1-6
	CM130304	Attachment Bolt for Pylon Connector	3/8"-24 x 1 3/4"	7-9



### L-BRACKET WITHOUT INSERTS

Picture	Part#	Description	Cat.
	1. FSX40003	5° L-Bracket Without Inserts	1-6
	2. FSX40001	20° L-Bracket Without Inserts	1-6



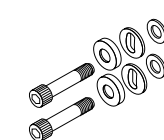
### L-BRACKET KITS

Picture	Part#	Description	Cat.
	1. FSX50005	5° L-Bracket Kits	1-6
	2. FSX50006	20° L-Bracket Kits	1-6

- Includes:
- L-Bracket without inserts
  - Pyramid Attachment Hardware
  - Alignment Wedges
  - Alignment Hardware

### HARDWARE KIT FOR T CONNECTORS

Part#	Length	Weight	Size	Cat.
CM100054	8mm	108g	x 2-1/2"	1-6
CM100055	10mm	144g	x 2-1/2"	7-9



- Includes:
- Bolts
  - Nuts
  - Spherical Washer
  - Flat Washer

### ALIGNMENT WEDGES

Part#	Description	Cat.
CM140502	Alignment Wedges 2°	ALL
CM140505	Alignment Wedges 4°	ALL
CM140508	Alignment Wedges 6°	ALL
CM140511	Alignment Wedges 8°	ALL



## CHEETAH® XTREME WITH NIKE SPIKE PAD



The blade of champions – inspired by the world’s fastest. Cheetah Xtreme is the short-distance sprinting foot, a holder of multiple world records.

Designed specifically for the fast, short-distance sprints, the carbon blade features a more extreme curve than the other Cheetahs. This dynamic shape allows the foot to flex more offering a powerful energy kick. A longer, flatter toe enhances push off, while the plantar-flexed pylon supports better forward progression.

The Nike Spike Pad has been designed exclusively for the Cheetah. It provides specialised traction that has been optimised for the blade.

A new alignment adapter for the Cheetah is now available for quicker set up and easier alignment of the blade.



User information	
Amputation Level:	Transfemoral and Transtibial
Impact Level:	Extreme
Maximum Patient Weight:	147kg (325lbs)



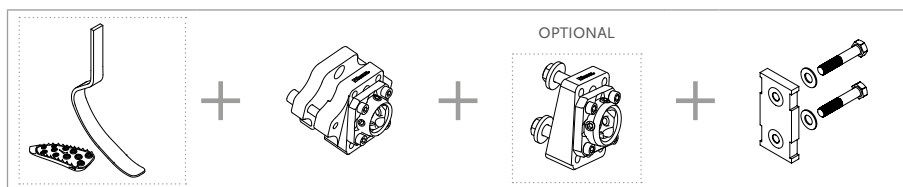
WATERPROOF

Foot information	
Categories:	1-9
Sizes:	One Size Per Category
Weight of Foot:	918g (32.4oz)
Max Build Height:	530mm (20 14/16")
Min Build Height:	375mm (14 3/4")
Adapter Options:	Lamination Connector

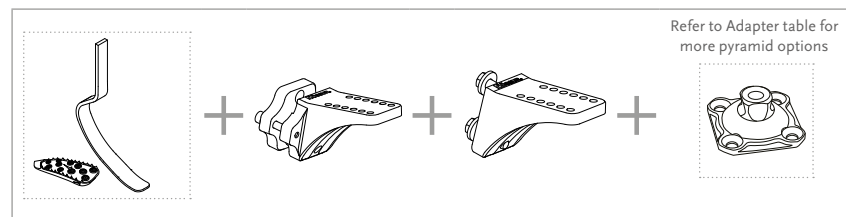
Note: Build height is from bottom of foot to center of lower bolt hole of lamination connector.

### ORDERING INFORMATION

#### FOR COMPLETE CHEETAH XTREME DYNAMIC 10 KIT



#### FOR COMPLETE CHEETAH XTREME L-ADAPTER KIT



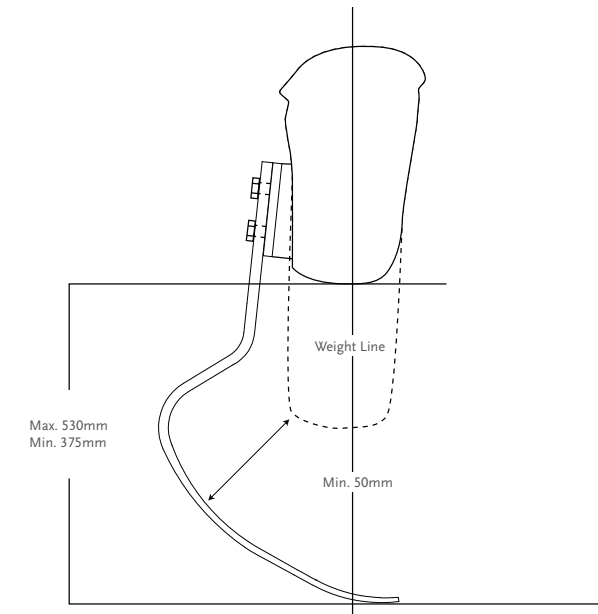
## CHEETAH® XTREME WITH NIKE SPIKE PAD

### CATEGORY SELECTION CHART

Weight kg	45-52	53-59	60-68	69-77	78-88	89-100	101-116	117-130	131-147
Extreme Impact Level	1	2	3	4	5	6	7	8	9

### CLEARANCE

#### WITH LAMINATION CONNECTOR



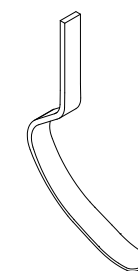
### KITS

#### CHEETAH XTREME KIT

PART#	CATEGORY(1-9)
FSX003	

- Cheetah Xtreme Blade
- Nike Spike Pad Kit

Note: Cheetah Xtreme is excluded from the trial period.

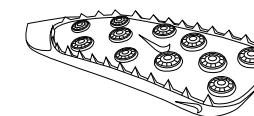


#### NIKE SPIKE PAD KIT

Part#	Description	Cat.
FSX50008	Nike Spike Pad	1-9

- Nike Spike Pad
- 7mm Pyramid Spikes
- Wrench

Note: Nike Spike Pad has same spikes as Nike track and field shoes, additional spikes can be purchased at Nike.

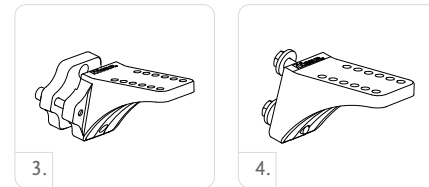
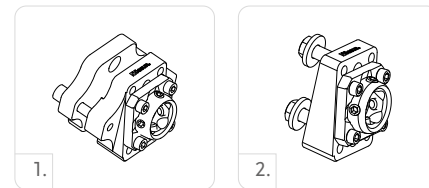


## CHEETAH® XTREME WITH NIKE SPIKE PAD

### KITS

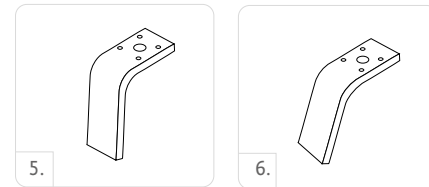
#### CHEETAH XTREME ALIGNMENT ADAPTERS

Picture	Part#	Description	Cat.
1.	CXL50002	Dynamic - Adapter 10°Kit	1-6
2.	CXL50001	Bolted - Adapter 10°Kit	1-6
3.	CXL50004	Dynamic L - Adapter 13°Kit	1-6
4.	CXL50003	Bolted L-Adapter 13°Kit	1-6



#### L-BRACKET KITS

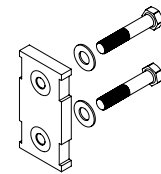
Picture	Part#	Description	Cat.
5.	FSX50005	5° L-Bracket Kits	1-6
6.	FSX50006	20° L-Bracket Kits	1-6



- Includes:
- L-Bracket without inserts
  - Pyramid Attachment Hardware
  - Alignment Wedges
  - Alignment Hardware

#### LAMINATION CONNECTOR KIT


Part#	Description	Cat.
FSX50009	Lamination Connector	1-9



- Includes:
- Connector
  - Alignment Wedges (2°, 4°, 6°, 8°)
  - Attachment Hardware
  - Lamination Kit

#### HARDWARE KIT FOR T CONNECTORS

Part#	Length	Weight	Size	Cat.
CM100055	10mm	144g	x 2-1/2"	1-9



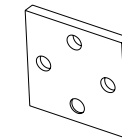
- Includes:
- Bolts
  - Nuts
  - Spherical Washer
  - Flat Washer

## CHEETAH® XTREME WITH NIKE SPIKE PAD

### KITS

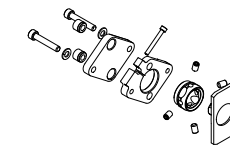
#### ALIGNMENT WEDGES

Part#	Description	Cat.
CM140515	Alignment Wedges 2°	ALL
CM140516	Alignment Wedges 4°	ALL
CM140517	Alignment Wedges 6°	ALL
CM140518	Alignment Wedges 8°	ALL



#### ALIGNMENT ADAPTER KIT

Part#	Description	Cat.
FSX50007	Alignment Adapter	ALL



#### ATTACHMENT BOLT FOR LAMINATION CONNECTOR

Part#	Description	Size	Cat.
CM130211	Attachment Bolt for Lamination Connector	3/8"-24 x 1 1/2"	1-9
CM130213	Attachment Bolt for Lamination Connector	3/8"-24 x 1 3/4"	1-9
CM130214	Attachment Bolt for Lamination Connector	3/8"-24 x 1 3/8"	1-9



### ADAPTERS

#### 4-HOLE MALE PYRAMID

Part#	Material	Height	Build Height	Weight
A-235100	Titanium	23mm	8.5mm	54g



#### 4-HOLE MALE PYRAMID WITH ROTATION

Part#	Material	Height	Build Height	Weight
A-235300	Titanium	25mm	10.5mm	72g



#### 4-HOLE MALE PYRAMID WITH 5/16" / 8MM OFFSET

Part#	Material	Height	Build Height	Weight
A-235400	Titanium	23mm	8.5mm	65g



#### 4-HOLE FEMALE PYRAMID

Part#	Material	Height	Build Height	Weight
A-245100	Titanium	15.5mm	15.5mm	64g



#### 4-HOLE FEMALE PYRAMID WITH ROTATION

Part#	Material	Height	Build Height	Weight
A-245300	Titanium	17.5mm	17.5mm	76g



## CHEETAH® XTEND WITH NIKE SPIKE PAD



Kick into high gear with a responsive and comfortable ride from start to finish.

The Cheetah Xtend is the perfect companion for longer sprints and short-distance running (400-5000m). This highly effective carbon fiber blade has a continuous curve toward the toe offering a smooth rollover. The longer, flatter toe enhances push off, while the plantar flexed pylon supports better forward progression.

The Nike Spike Pad has been designed exclusively for the Cheetah. It provides specialized traction that has been optimized for the blade.

A new alignment adapter for the Cheetah is now available for quicker set up and easier alignment off the blade.



User Information	
Amputation Level:	Transfemoral and Transtibial
Impact Level:	Extreme
Maximum Patient Weight:	147kg



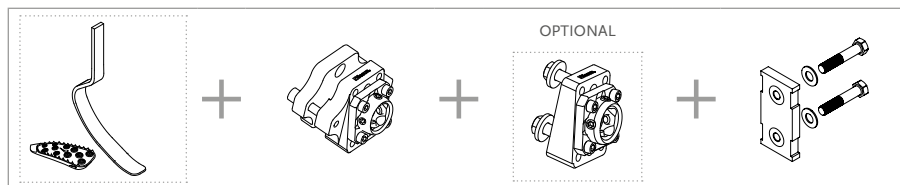
WATERPROOF

Foot information	
Categories:	1-9
Sizes:	One Size Per Category
Weight of Foot:	750g
Max Build Height:	451mm
Min Build Height:	330mm
Adapter Options:	Lamination Connector

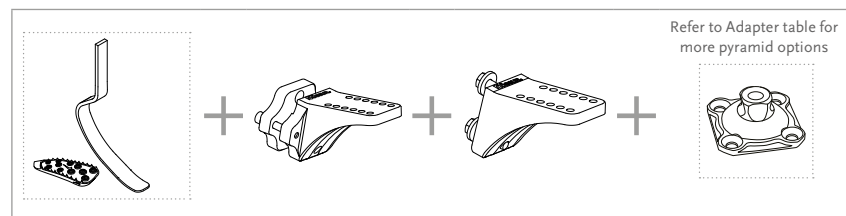
Note: Build height is from bottom of foot to center of lower bolt hole of lamination connector.

### ORDERING INFORMATION

#### FOR COMPLETE CHEETAH XTEND DYNAMIC 10 KIT



#### FOR COMPLETE CHEETAH XTEND L-ADAPTER KIT



Refer to Adapter table for more pyramid options

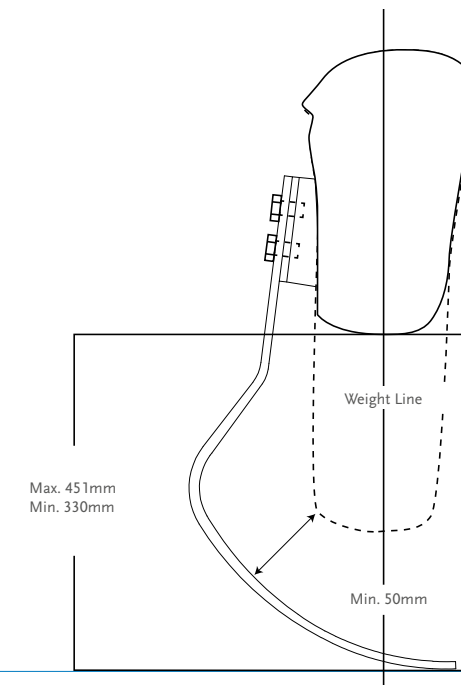
## CHEETAH® XTEND WITH NIKE SPIKE PAD

### CATEGORY SELECTION CHART

Weight kg	45-52	53-59	60-68	69-77	78-88	89-100	101-116	117-130	131-147
Extreme Impact Level	1	2	3	4	5	6	7	8	9

### CLEARANCE

#### WITH LAMINATION CONNECTOR

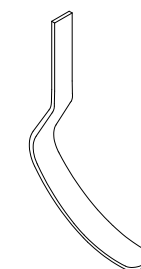


### KITS

#### CHEETAH XTEND KIT

PART# CATEGORY(1-9)  
FSX006

- Includes:
- Cheetah Xtend Blade
  - Nike Spike Pad Kit
- Note: Cheetah Xtend is excluded from the trial period.



#### NIKE SPIKE PAD KIT

Part#	Description	Cat.
FSX50008	Nike Spike Pad	1-9

- Includes:
- Nike Spike Pad
  - 7mm Pyramid Spikes
  - Wrench



Note: Nike Spike Pad has same spikes as Nike track and field shoes, additional spikes can be purchased at Nike.



## CHEETAH® XTEND WITH NIKE SPIKE PAD

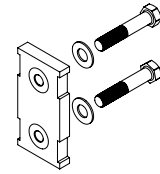
### KITS

#### LAMINATION CONNECTOR KIT

Part#	Description	Cat.
FSX50009	Lamination Connector	1-9

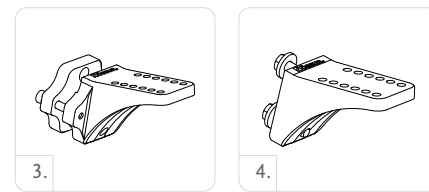
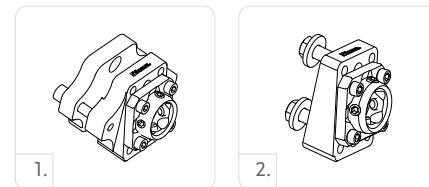
Includes:

- Connector
- Alignment Wedges (2°, 4°, 6°, 8°)
- Attachment Hardware
- Lamination Kit



#### CHEETAH XTEND ALIGNMENT ADAPTERS KIT

Picture	Part#	Description	Cat.
1.	CXL50004	Dynamic L - Adapter 13°Kit	1-6
2.	CXL50003	Bolted L-Adapter 13°Kit	1-6
3.	CXL50002	Dynamic - Adapter 10°Kit	1-6
4.	CXL50001	Bolted - Adapter 10°Kit	1-6

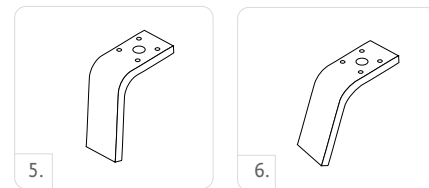


#### L-BRACKET KITS

Picture	Part#	Description	Cat.
5.	FSX50005	5° L-Bracket Kits	1-6
6.	FSX50006	20° L-Bracket Kits	1-6

Includes:

- L-Bracket without inserts
- Pyramid Attachment Hardware
- Alignment Wedges
- Alignment Hardware

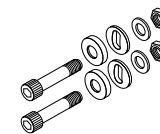


#### HARDWARE KIT FOR T CONNECTORS

Part#	Length		Weight		Size	Cat.
CM100055	10mm	3/8"	144g	5oz	x 2-1/2"	1-9

Includes:

- Bolts
- Nuts
- Spherical Washer
- Flat Washer

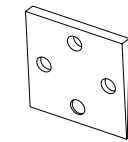


## CHEETAH® XTEND WITH NIKE SPIKE PAD

### KITS

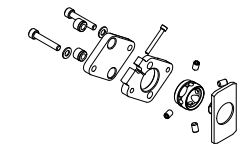
#### ALIGNMENT WEDGES

Part#	Description	Cat.
CM140515	Alignment Wedges 2°	ALL
CM140516	Alignment Wedges 4°	ALL
CM140517	Alignment Wedges 6°	ALL
CM140518	Alignment Wedges 8°	ALL



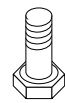
#### ALIGNMENT ADAPTER KIT

Part#	Description	Cat.
FSX50007	Alignment Adapter	ALL



#### ATTACHMENT BOLT FOR LAMINATION CONNECTOR

Part#	Description	Size	Cat.
CM130211	Attachment Bolt for Lamination Connector	3/8"-24 x 1 1/2"	1-9
CM130213	Attachment Bolt for Lamination Connector	3/8"-24 x 1 3/4"	1-9
CM130214	Attachment Bolt for Lamination Connector	3/8"-24 x 1 3/8"	1-9



# ÖSSUR JUNIOR SOLUTIONS



ICEROSS JUNIOR



TOTAL KNEE JUNIOR



VARI-FLEX JUNIOR



FLEX-FOOT JUNIOR



CHEETAH JUNIOR WITH NIKE SOLE



CHEETAH XPLORE JUNIOR



FLEX-RUN JUNIOR WITH NIKE SOLE



JUNIOR ADAPTERS

# ÖSSUR JUNIOR SOLUTIONS

## INTRODUCTION

The security and well-being of children are top priorities. All products in the Junior Solution range have been designed to facilitate movements distinct to children and to suit their specific anatomy.

Össur Junior Solution offers the most advanced and complete lower limb system for active youngsters.

The first product line specifically designed for children aged 5-12 years, incorporates proven silicone and carbon fiber technology for outstanding performance.

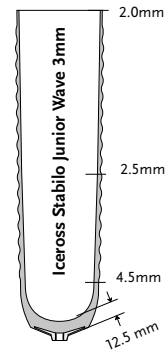
## ICEROSS STABILO® JUNIOR LOCKING LINER WITH WAVE



Iceross Stabilo Junior Locking Liner with Wave is especially designed for children providing them great comfort and stability. The liner provides stability and comfort for children engaging in high impact daily activities. Active Skin Care ingredients provide soothing effects, and greater comfort and stability for a day filled with games and activities. Ideal for children that require soft tissue stabilisation.

Children can decorate their liners and personalize them. There are 4 different colored permanent markers included with the liner.

Össur recommends that Iceross Stabilo Junior Locking Liner with Wave is used in conjunction with the Icelock® 700 Series.



User information	
Amputation Level:	Transtibial application for children
Impact Level:	Low to Extreme
Liner information	
Size Standard:	12,14,16,18
Profile:	3mm
Matrix:	10cm

### SUSPENSION METHOD



LOCKING

### FEATURES



STABILISING MATRIX



FABRIC COVER



ACTIVE SKIN CARE



SILKEN INNER SURFACE



WAVE

### PART NUMBER INFORMATION - ICEROSS STABILO JUNIOR WAVE LINER

Part#	Profile	Suspension Method	Matrix
I-8301XX	3mm	Locking	10cm



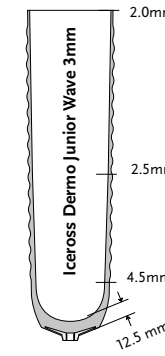
## ICEROSS DERMO® JUNIOR LOCKING LINER WITH WAVE



Iceross Dermo Junior Locking Liner with Wave offers superb comfort and impact protection for children with sensitive skin engaging in medium impact daily activities. Active Skin Care ingredients are built into the silicone material.

Children can decorate their liners and personalize them. There are 4 different colored permanent markers included with the liner.

Össur recommends that Iceross Dermo Junior Locking Liner with Wave is used in conjunction with the Icelock® 700 Series.



User Information	
Amputation Level:	Transtibial application for children
Impact Level:	Low to High
Liner Information	
Size Standard:	12,14,16,18
Profile:	3mm
Matrix:	10mm

### SUSPENSION METHOD



LOCKING

### FEATURES



STABILISING MATRIX



FABRIC COVER



ACTIVE SKIN CARE



SILKEN INNER SURFACE



WAVE

### PART NUMBER INFORMATION - ICEROSS DERMO JUNIOR WAVE LINER

Part#	Profile	Suspension Method	Matrix
I-8302XX	3mm	Locking	10cm



## VARI-FLEX® JUNIOR



Vari-Flex Junior provides an exclusive combination of comfort and dynamics. It is specially made for those children who require the additional energy response.

Vari-Flex Junior is lightweight, easy to assemble and has a slender profile which makes it easy to cosmetically cover. It ensures the highest levels of user confidence and security. Promoting a natural gait with less fatigue and strain on the lower back and sound side, it is the ideal foot for any activity.



User Information	
Amputation Level:	Transfemoral and Transtibial
Impact Level:	Low to High
Maximum Patient Weight:	55kg

Foot Information	
Categories:	1-4
Sizes:	16-24
Weight of Foot: (Size 18)	314g
Build Height: (Size 18)	120mm
Heel Height:	10mm
Adapter Options:	Integrated male pyramid. Cat 1-3 use Junior Pyramids; Cat 4 uses Adult Pyramids.



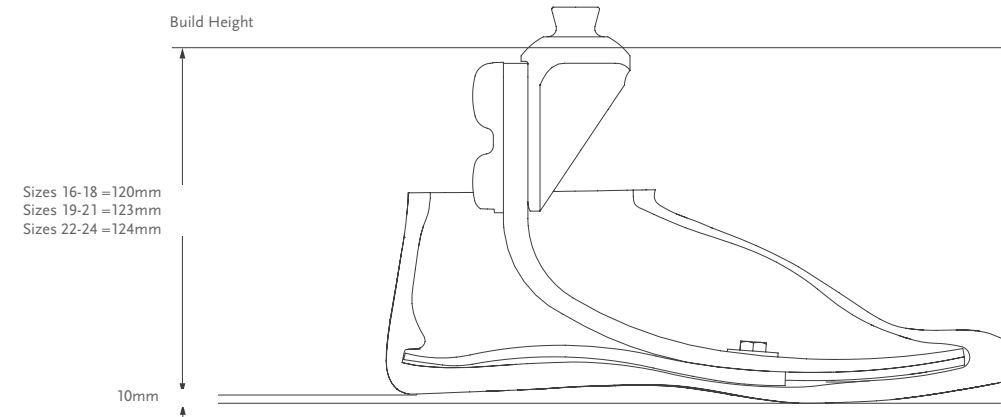
### CATEGORY SELECTION CHART

Weight kg	15-24	25-34	35-45	46-55
16	1	N/A	N/A	N/A
17	1	N/A	N/A	N/A
18	1	2	N/A	N/A
19	1	2	N/A	N/A
20	N/A	2	3	N/A
21	N/A	2	3	N/A
22	N/A	2	3	4
23	N/A	2	3	4
24	N/A	N/A	N/A	4

NOTE: The above categories apply only to Vari-Flex Junior

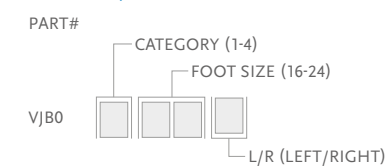
## VARI-FLEX® JUNIOR

### CLERANCE



### KITS

#### VARI-FLEX JUNIOR KIT WITH MALE PYRAMID

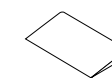


- Includes:
- Foot Module
  - Heel Wedge
  - Male Pyramid

### COMPONENTS

#### JUNIOR HEEL WEDGE KIT

Part#	Foot Size	Cat.
CM150017	16-24	All



- Includes:
- 1 Wedge
  - Adhesive

## VARI-FLEX® JUNIOR

### COSMETIC FINISHING

#### SIZES 16-21

PART#	FOOT SIZE (16-21)
FJS0XXY	L/R (LEFT/RIGHT)



#### SIZES 22-24

PART#	FOOT SIZE (22-24)
FSM0XXY	L/R (LEFT/RIGHT)



#### Includes:

- Foot Cover\*
- Flex-Foot Sock

\*Please specify when ordering brown covers add "BR" to the part#.

Part#	Description	Size
FCX64022	Flex-Foot Sock	16-24



## FLEX-FOOT® JUNIOR




Flex-Foot Junior provides that important energy return that children require. The Carbon X® Active Heel stores energy and absorbs shock loads while the full-length toe lever contributes to stability and even stride length.

The low profile, energy storing foot module features a sandal toe shape and an integrated male pyramid. The shape of the pyramid adapter contributes to progressive stiffening of the foot, and the carbon fiber layering technique is specifically designed to offer the support and flexibility needed for the varied movements of children.



User Information	
Amputation Level:	Transfemoral and Transtibial
Impact Level:	Low to High
Maximum Patient Weight:	45kg

Foot Information	
Categories:	1-3
Sizes:	16-21
Weight of Foot: (Size 19)	288g
Build Height: (Size 19)	46mm
Heel Height:	10mm
Adapter Options:	Integrated male pyramid.



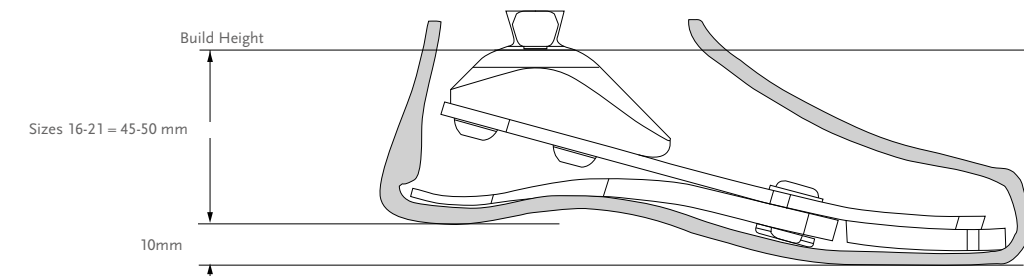
### CATEGORY SELECTION CHART

Weight kg	15-24	25-34	35-45
CATEGORY	1	2	3

NOTE: The above categories apply only to Flex-Foot Junior

\*All sizes not available for each category

### CLERANCE

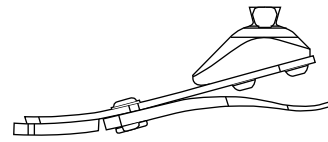
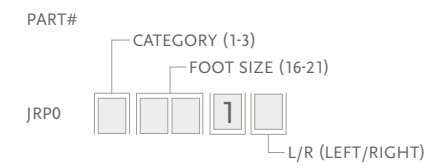




## FLEX-FOOT® JUNIOR

### KITS

#### FLEX-FOOT JUNIOR

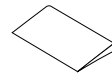


- Includes:
- Toe Cushion
  - Foot Module
  - Heel Module
  - Heel Fasteners
  - Heel Wedges
  - Male Pyramid

### COMPONENTS

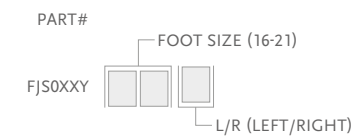
#### JUNIOR HEEL WEDGE KIT

Part#	Foot Size	Cat.
CM150017	16-21	All



- Includes:
- 1 Wedge
  - Adhesive

### COSMETIC FINISHING




- Includes:
- Foot Cover\*
  - Flex-Foot Sock

\*Please specify when ordering brown covers add "BR" to the part#.

Part#	Description	Size
FCX64022	Flex-Foot Sock	16-21



## CHEETAH® JUNIOR WITH NIKE SOLE



Custom-built, high-performance carbon fiber foot designed primarily for sporting activities.

This is the optimal run and play foot for both transtibial and transfemoral users. It attaches posterior to the socket, making it agile, strong and a proven performer for those children who want to practice sports.

The Nike Sole is designed to offer increased stability and smooth natural rollover.



User Information	
Amputation Level:	Transfemoral and Transtibial
Impact Level:	High to Extreme
Maximum Patient Weight:	55kg



PROPORTIONAL RESPONSE



ACTIVE TIBIAL PROGRESSION



WATERPROOF

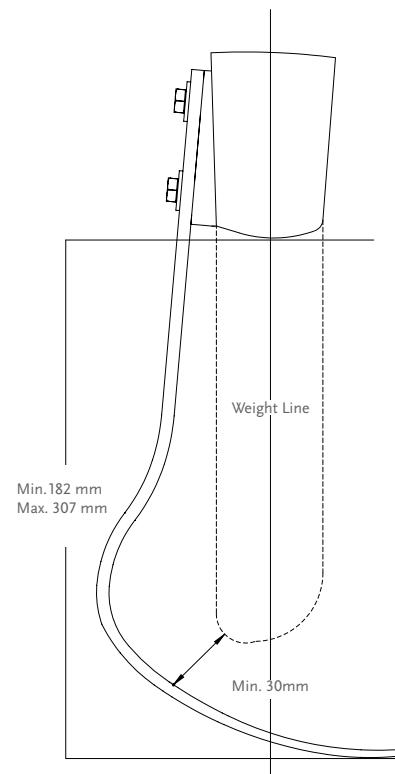
Foot information	
Categories:	1-4
Sizes:	One Size
Weight of Foot:	232g
Weight of Sole:	114g
Build Height:	Min:182 mm Max: 307 mm
Adapter Options:	Lamination Connector

### CATEGORY SELECTION CHART

Weight kg	15-24	25-34	35-45	46-55
High to Extreme Impact Level	1	2	3	4

## CHEETAH® JUNIOR WITH NIKE SOLE

### CLEARANCE

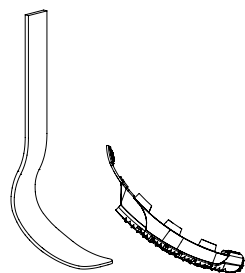


\*Note: Sole adds 10 mm to build height.

### KITS

#### CHEETAH KIT

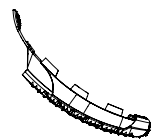
PART#	CATEGORY (1-4)
CJX0	00



#### NIKE SOLE JUNIOR VERSION KIT

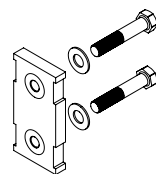
Part#	Size	Cat.
CM150164	One Size	1-4

- Nike Sole
- Medallion
- Loctite
- Inside Sole
- Bag for Nike Sole




### COMPONENTS

Part#	Description
CHX50001	Connector Kit



## CHEETAH® XPLORE JUNIOR



A custom-built, hybrid carbon fiber foot designed to function as both an everyday and sports foot.

For kids that require the flexibility of an everyday walking foot and a running foot in a single prosthesis, Cheetah Xplore Junior is the answer. Cheetah Xplore couples the proven performance of our Cheetah sprinting foot with a heel for everyday walking/standing.



User Information	
Amputation Level:	Transfemoral and Transtibial
Impact Level:	Moderate to Extreme
Maximum Patient Weight:	55kg



PROPORTIONAL RESPONSE



CARBON-X® ACTIVE HEEL



FULL LENGTH TOE LEVER



ACTIVE TIBIAL PROGRESSION



WATERPROOF

Foot information	
Categories:	1-4
Sizes:	One Size
Weight of Foot:	312g
Build Height:	Min: 185 mm Max: 311 mm
Adapter Options:	Lamination Connector

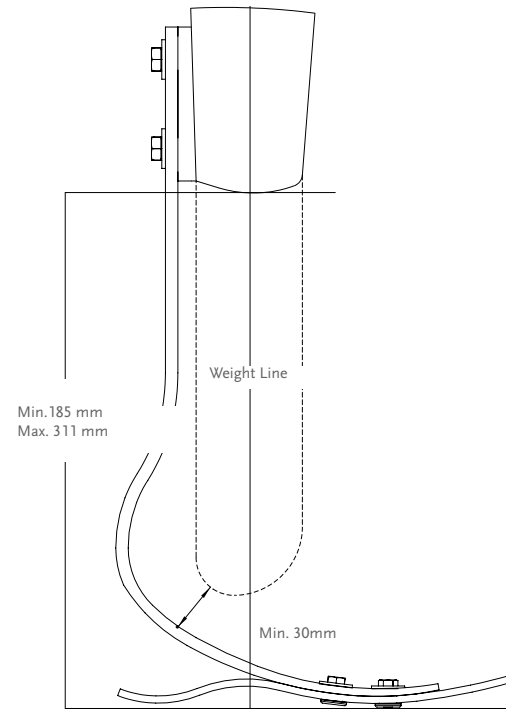
### CATEGORY SELECTION CHART

Weight kg	15-24	25-34	35-45	46-55
Moderate to Extreme Impact Level	1	2	3	4



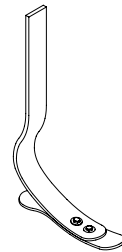
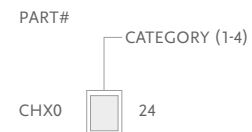
# CHEETAH® XPLORE JUNIOR

## CLEARANCE



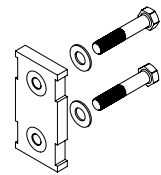
## KITS

### CHEETAH XPLORE KIT

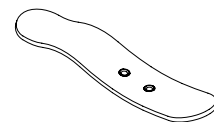


## COMPONENTS

Part#	Description
CHX50001	Connector Kit



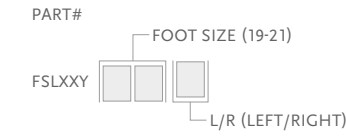
Part#	Description
CHX50002	Sole Plate For Cat 1 & 2
CHX50003	Sole Plate For Cat 3 & 4



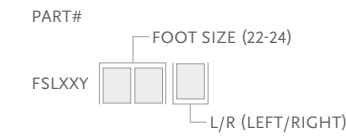
# CHEETAH® XPLORE JUNIOR

## COSMETIC FINISHING

### SIZES 19-21



### SIZES 22-24



### Includes:


- Foot Cover\*
- Flex-Foot Sock

\*Please specify when ordering brown covers add "BR" to the part#.

Part#	Description	Size
FCX64022	Flex-Foot Sock	19-24



## FLEX-RUN™ JUNIOR WITH NIKE SOLE



The Flex-Run Junior is a custom designed solution for children. Its vertical compliance and efficient energy return are musthaves for high active children.

Designed to be the most flexible of the running feet, the Flex-Run Junior offers increased cushioning and lower-frequency dynamic makes this foot ideal for Transfemoral and Transtibial users.

The Nike Sole is designed to offer increased stability and smooth natural rollover.



User Information	
Amputation Level:	Transfemoral and Transtibial
Impact Level:	High to Extreme
Maximum Patient Weight:	84kg

Foot Information	
Categories:	1-6
Sizes:	One Size
Weight of Foot:	336g
Build Height:	Min: 200 mm
Adapter Options:	Male or Female Bolt on Pyramid



PROPORTIONAL RESPONSE



ACTIVE TIBIAL PROGRESSION



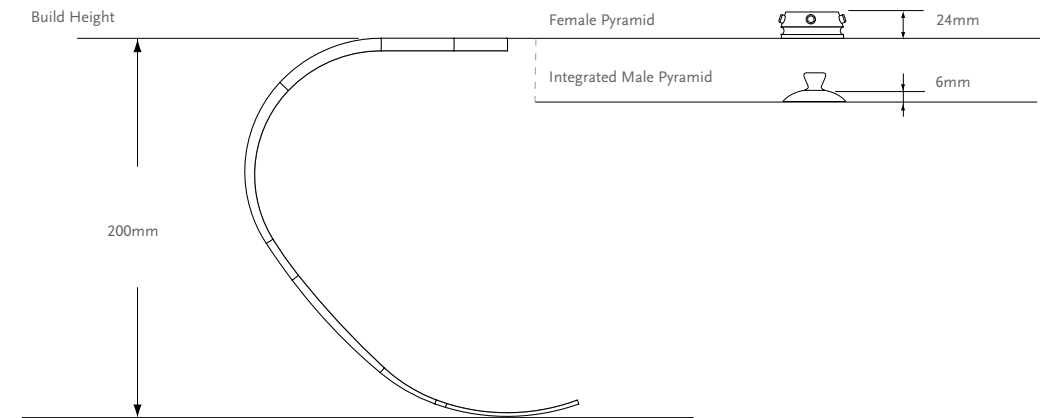
WATERPROOF

### CATEGORY SELECTION CHART

Weight kg	15-24	25-34	35-45	46-55	57-67	68-84
High to Extreme Impact Level	1	2	3	4	5	6

## FLEX-RUN™ JUNIOR WITH NIKE SOLE

### CLEARANCE

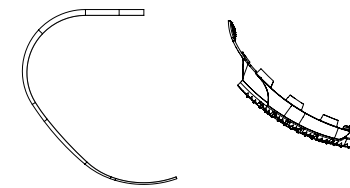


\*Note: Sole adds 10 mm to build height.

### KITS

#### FLEX-RUN KIT

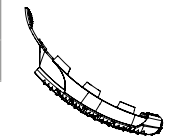
PART#	CATEGORY (1-6)
FSX007	



#### NIKE SOLE JUNIOR VERSION KIT

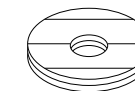
Part#	Size	Cat.
CM150164	One Size	1-6

- Nike Sole
- Medallion
- Loctite
- Inside Sole
- Bag for Nike Sole



### COMPONENTS

Part#	Description	Cat.
FWX40001	Attachment Plate	1-6



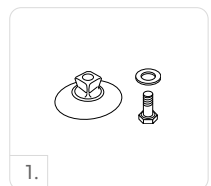
#### FOOT ADAPTER SETS

Picture	Part#	Description	Weight	Bolt Size	Cat.
1.	FWX00031	Junior Male Pyramid Foot Adapter Set	30g	M8 x 30mm	1-3
2.	FWX00030	Adult Male Pyramid Foot Adapter Set*	80g	M10 x 40mm	1-6
3.	CM150161	Adult Female Pyramid Foot Adapter Set*	100g	M10 x 35mm	1-6

\*Adult componentry is used for Flex-Run Junior

#### REPLACEMENT BOLT

Part#	Size	Cat.
CM130221	M10 x 40 mm	1-6
CM130103	M10 x 35 mm	1-6
CM130237	M8 x 30 mm	1-3



## TOTAL KNEE® JUNIOR



The Total Knee Junior is a small version of the adult models which offers security, natural motion, walking ease, and easy to cosmetically cover. Offering up to 160 degrees of knee flexion makes the Total Knee Junior extremely versatile and natural for children who have a broad range of very high level activities: walking, running, sitting, squatting, and kneeling activities.

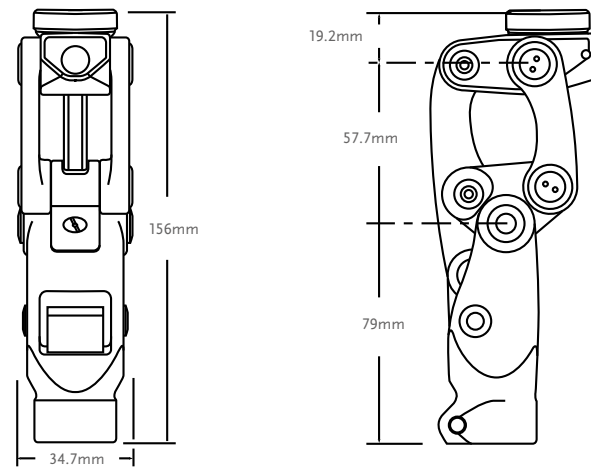
- Polycentric knee with geometric locking system
- Adjustable stance flexion
- Adjustable extension promoter
- Low build height and slender profile



Patient Profile:	
Amputation Level:	Transfemoral and Knee Disarticulation
Impact Level:	All
Maximum Patient Weight:	45kg

Product Information:	
Build Height:	156mm
Weight of Knee:	395g
Flexion:	Stop at 160°

### CLEARANCE



## TOTAL KNEE® JUNIOR

### KITS

Part#	Description
1100	Total Knee Junior

### COMPONENTS

#### PEDIATRIC 4-HOLE ADAPTER

An additional option for knee disarticulation

Part#	Description	Build Height	Weight
AJ-122300	Aluminum	8.5mm	36g



#### PEDIATRIC PYRAMID ADAPTER (RATED TO 45KG)

Best indicated for users requiring further alignment adjustments.

Part#	Description	Build Height	Weight
AJ-831300	Aluminum / Titanium Pyramid Insert	17.5mm	41g



#### BUMPER SELECTION CHART

Part#	Description	Color	Durometer	Patient Weight Kg
1100-119G	Bumper	Green	Soft	Approx. 14-20kg
1100-119B	Bumper	Black	Regular	Approx. 20-29kg
1100-119R	Bumper	Red	Firm	Approx. 29-36kg
1100-119Y	Bumper	Yellow	Extra Firm	Approx. 36-45kg

#### PEDIATRIC BUMPER AND SHIM KIT

Part#	Description
1100-Kit	A complete set of Bumpers and Shims

Includes:

- One Bumper of each durometer
- One 0.38mm Shim
- One 0.76mm Shim

#### SHIMS

Part#	Description
1100-121A	0.38mm Plastic Shim
1100-121B	0.76mm Plastic Shim



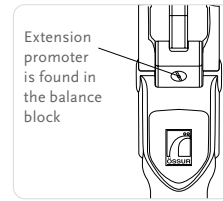
## TOTAL KNEE® JUNIOR

### COMPONENTS

#### EXTENSION PROMOTER

The extension promoter assists in reducing excessive heel rise during periods of faster walking or increased activity.

Part#	Description
1105-A	Assists in limiting heel rise, and moving the knee into a fully extended position.



#### EXTENSION ASSIST

Part#	Description	Color	Stiffness
1170	Fully assembled extension with yellow spring inserted. Also includes blue spring.	Yellow	Regular
		Blue	Firm

### JUNIOR COSMETIC FINISHING

Picture	Part#	Description
1	1145	Junior Shin Ferrule, black. Protects the knee unit and increases ease of foam cover application.
2	1150	Junior Knee Cap, small, black
3	1151	Junior Knee Cap, large, beige



## JUNIOR ADAPTERS

### SOCKET ADAPTERS (45KG WEIGHT LIMIT ON ALL JUNIOR ADAPTERS)

#### 4-PRONG SOCKET ADAPTER

Part#	Material	Build Height	Weight
AJ-114040	Stainless Steel	9.5mm	79g



#### FEMALE PYRAMID INSERT FOR PRONG

Part#	Material	Build Height	Weight
AJ-142300	Aluminum	12mm	36g



Note: Can be used in conjunction with Models AJ-831300, AJ-122300, or AJ-114040.

#### MALE PYRAMID INSERT FOR PRONG

Part#	Material	Build Height	Weight
AJ-133300	Aluminum / Stainless Steel Pyramid Insert	5.5mm	36g



Note: Can be used in conjunction with Models AJ-831300, AJ-122300, or AJ-114040.

#### 4-HOLE SOCKET ADAPTER

Part#	Material	Build Height	Weight
AJ-122100	Aluminum	14mm	46g



### 4-HOLE ADAPTERS

#### 4-HOLE MALE PYRAMID

Part#	Material	Build Height	Weight
AJ-233100	Aluminum / Stainless Steel	6mm	39g



#### 4-HOLE FEMALE PYRAMID

Part#	Material	Build Height	Weight
AJ-242100	Aluminum	14mm	34g



#### FEMALE TUBE CLAMP

Part#	Material	Build Height	Weight
AJ-342100	Aluminum	14mm	48g



#### TUBE JUNIOR, 22MM

Part#	Material	Length	Weight
AJ-712010	Aluminum	250mm	104g



#### HEIGHT ADJUSTABLE PYLON - JUNIOR

Part#	Material	Min. Height	Min. Build Height	Range of Adjustment	Weight
AJ-542350	Aluminum	76mm	76mm	76-102mm	145g



### SACH FOOT ADAPTER

#### 8MM SACH FOOT ADAPTER

Part#	Material	Build Height	Weight
AJ-833100	Stainless Steel Aluminum	6mm	54g



## ÖSSUR POST-OP SOLUTIONS



ÖSSUR RIGID DRESSING



ICEROSS POST-OP LINER

## POST-OP THERAPY BY ÖSSUR

### INTRODUCTION

For the last decade, Iceross silicone liners have been used in hospitals for compression therapy following transtibial amputation with good results. It is important for health care specialists who are planning to use this method to adapt the protocol to their own environment.

Optimal results from the use of an Iceross Post-Op liner will be obtained if an Össur Rigid Dressing (ORD) has been applied to the residual limb immediately following amputation surgery and used for 5-7 days.

Compression therapy with the Iceross Post-Op liner should start 5-7 days following amputation surgery. Use of the silicone liner at this early stage is essential, as the largest change in residual limb volume occurs during the first weeks after amputation. Compression therapy is most effective during this period. The liner is introduced gradually ensuring the amputee and their residual limb become accustomed to the compression and new environment.

Post-Op therapy with the ORD and Iceross Post-Op liner ensures a high quality compression treatment. It shapes the residual limb and enables it to mature more effectively.

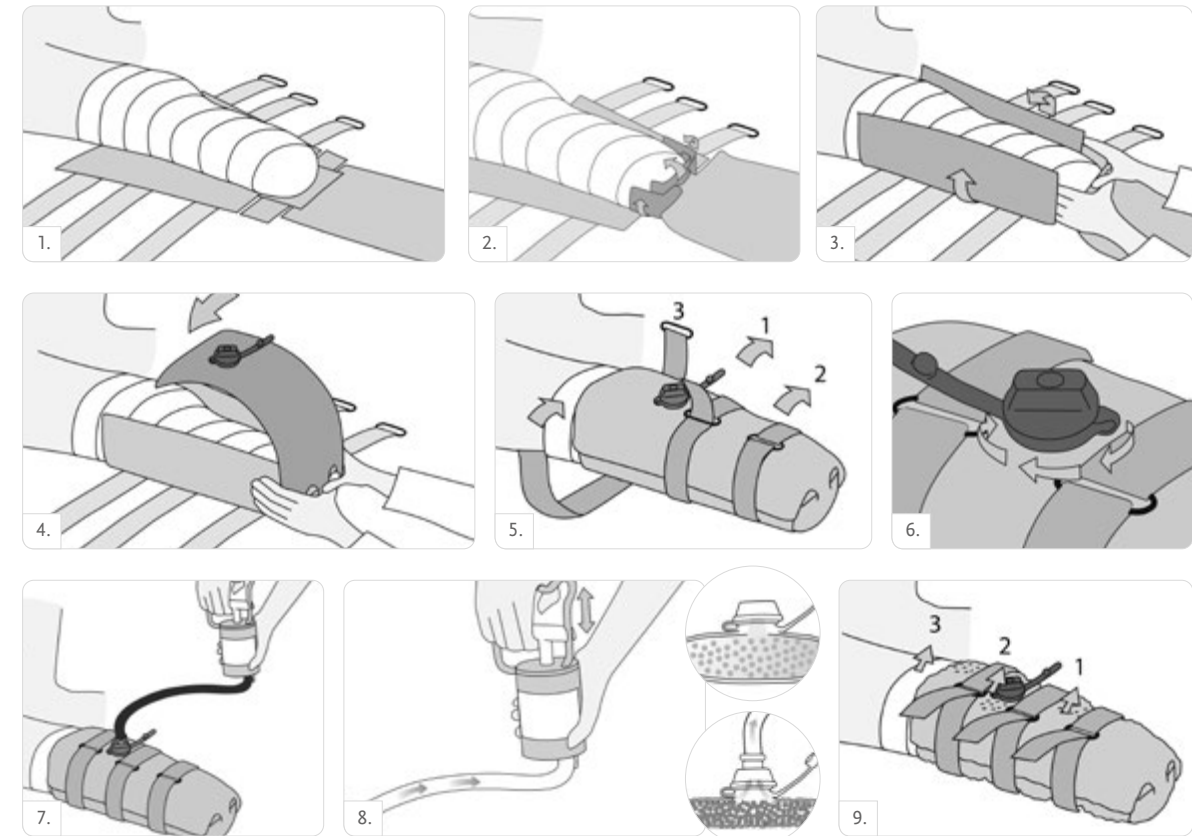
### CHARACTERISTICS

#### POST-OP THERAPY BY ÖSSUR

Post-Op Therapy with ORD and the Iceross Post-Op liner ensures a high quality compression treatment. It shapes the residual limb and enables it to mature more effectively.



#### ÖSSUR RIGID DRESSING (ORD)

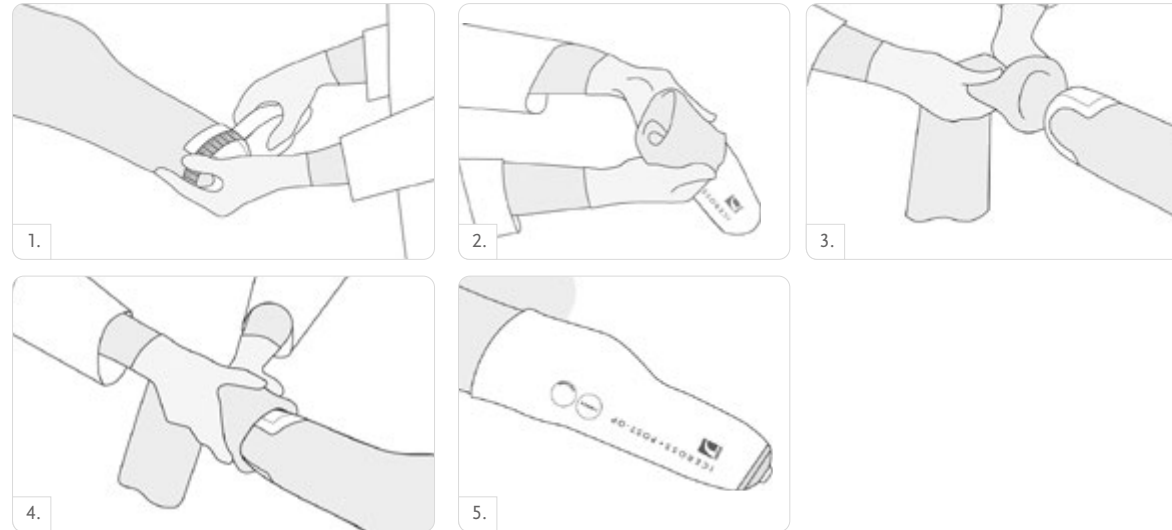


## POST-OP THERAPY BY ÖSSUR

### INTRODUCTION

Early treatment with an Iceross Post-Op liner has been shown to assist early mobilisation and speed up the wound healing process of the residual limb. Using an Iceross Post-Op liner also reduces edema, supports the reduction of the volume of the residual limb and accelerates the time to prosthetic fitting. The TT version then can be used in hospital treatment and in a later phase of rehabilitation phase as a part of temporary prosthesis.

#### ICEROSS POST-OP THERAPY



## ÖSSUR RIGID DRESSING (ORD)



The Össur Rigid Dressing immobilizes, protects and controls post-operative oedema in the residual limb immediately following transtibial amputation surgery.

Immobilization and oedema control are achieved by providing a firm dressing formed to match the volume and shape of the residual limb.

Immobilization assists in the prevention of contractures by restricting knee flexion. Effectively constraining and matching the volume of the residual limb will prevent an increase in oedema following surgery. Containing the residual limb prevents discomfort, caused by bed trauma and possible falls during early rehabilitation.

The ORD is made out of soft and pliable material and can thus be formed to the residual limb. The dressing is then made rigid by creating a vacuum in the internal chambers of the product.



#### SIZE SELECTION

Size	Circumference 4 cm from Distal End of Residual Limb	Circumference 50 cm from Distal End of Residual Limb
Small	Up to 42 cm	Up to 58 cm
Large	42-65 cm	58-70 cm

Note: All circumference measurements are taken over dressings and padding material.

#### PART NUMBER INFORMATION - ÖSSUR RIGID DRESSING (ORD)

Part#	Description	Size
K-239100	Össur Rigid Dressing	Small
K-239101	Össur Rigid Dressing	Large
K-239105	Vacuum Pump for Rigid Dressing	



## ICEROSS® POST-OP TT LINER



The Iceross POST-OP liner is used for compression therapy. Best results are obtained with an Iceross POST-OP liner if an Össur Rigid Dressing (ORD) has been applied to the residual limb immediately following amputation surgery and used for 5–7 days. The Iceross POST-OP liner features a Easy Glide coating that makes donning and doffing easier.

Early treatment with an Iceross POST-OP liner has been shown to speed up the wound healing process of the residual limb. This makes it possible to provide the amputee with a prosthesis at an earlier stage.

Compression therapy with the Iceross POST-OP liner gives the residual limb a shape for prosthetic socket fitting. The liner is autoclavable and can be used with an interim socket.

The main objectives of Iceross POST-OP liner use are to:

- Reduce the wound healing time
- Assists in Edema reduction
- Support the reduction of the stump volume
- Accelerate the time to prosthetic fitting

User Information	
Amputation Level:	Transtibial
User:	New amputee
Liner Information	
Sizes:	22,23.5,25,26.5,28,30,32,34,36,38,40,42,45.
Profile:	2mm
Matrix:	10cm

### FEATURES



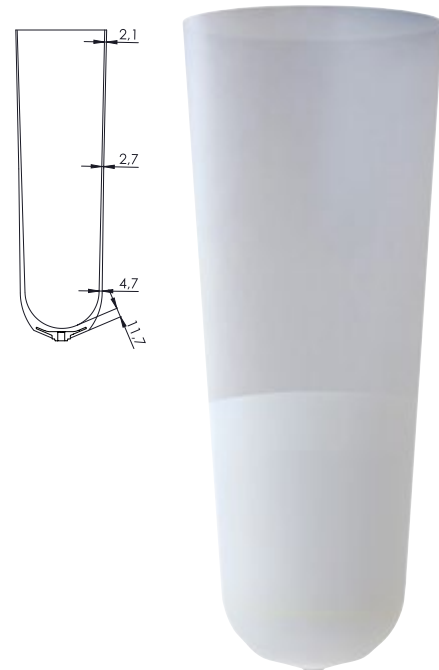
STABILIZING MATRIX



EASY GLIDE

### PART NUMBER INFORMATION - ICEROSS POST-OP

Part#	Profile	Suspension Method	Matrix
I-PO12XX	2mm	Locking	10cm



## ICEROSS® POST-OP TF LINER



The Iceross POST-OP liner is used for compression therapy. The Iceross POST-OP liner features a Easy Glide coating that makes donning and doffing easier.

Early treatment with an Iceross POST-OP liner has been shown to speed up the wound healing process of the residual limb. This makes it possible to provide the amputee with a prosthesis at an earlier stage.

Compression therapy with the Iceross POST-OP liner gives the residual limb a shape for prosthetic socket fitting. The liner is autoclavable.

The main objectives of Iceross POST-OP liner use are to:

- Reduce the wound healing time
- Assists in Edema reduction
- Support the reduction of the stump volume
- Accelerate the time to prosthetic fitting

User Information	
Amputation Level:	Transfemoral
User:	New amputee
Liner Information	
Sizes:	30, 32, 34, 36, 38, 40, 42, 45, 50, 55
Profile:	2mm

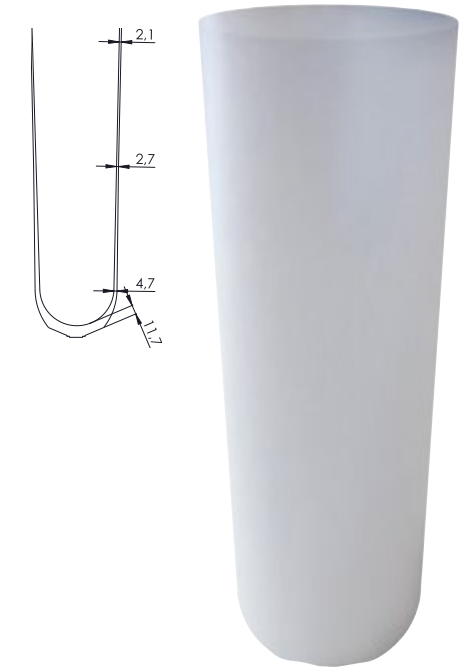
### FEATURES



EASY GLIDE

### PART NUMBER INFORMATION - ICEROSS POST-OP

Part#	Profile	Suspension Method
I-PO22XX	2mm	N/A



## ÖSSUR ICELOCK® SERIES



ICELOCK 100 SERIES



ICELOCK 200 SERIES



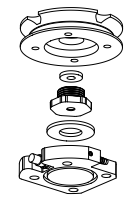
ICELOCK 300 SERIES



ICELOCK 400 SERIES



ICELOCK 500 SERIES



ICELOCK 544 SERIES



ICELOCK 600 SERIES



ICELOCK 700 SERIES

## ÖSSUR ICELOCK® SERIES

### ICELOCK CHARACTERISTICS

#### RATCHET PIN

Used with Iceross® locking liners for moderate and highly active amputees with bony residual limbs who prefer the security of stepping into the prosthesis to don the socket. The ratchet pin makes an audible clicking sound when it engages, which many amputees find reassuring.



#### CLUTCH PIN

Used with Iceross locking liners for amputees of all activity levels who have fleshy residual limbs. The patient dons the prosthesis by winding into the socket rather than pushing or stepping into it.



#### SMOOTH PIN

Used with Iceross locking liners for moderate and highly active amputees with bony residual limbs who prefer the security of stepping into the prosthesis to don the socket. The lock is silent when it engages, but provides a secure suspension along the entire length of the pin.



#### LANYARD

Used with Iceross locking liners for new amputees or low to moderately active amputees with fleshy residual limbs who prefer to be pulled into the socket to don the prosthesis. This suspension system allows the user to apply their prosthesis while sitting down.



#### DISTAL VALVE

Designed for use with Iceross cushion liners for amputees of all activity levels that cannot tolerate a distal attachment or prefer suction suspension to a mechanical method. Used in conjunction with an Iceross or Iceflex® suspension sleeve, this suspension system allows the user to apply their prosthesis while sitting down.



#### EXPULSION VALVE

Designed for use with all Iceross Seal-In® liners. Can also be used with Iceross Cushion liners and the Iceross Sleeve.





## ICELOCK® 100 SERIES



### RATCHET LOCK WITH INTEGRATED PYRAMID

- Interchangeable
- Easy to use - single lamination
- Can change to lanyard or valve
- Rated up to 120kg (titanium)
- All impact levels



Part#	Description	Ratings	Build Height	Weight
L-125000	Icelock 125 Ratchet Stainless Steel Pyramid	120kg	22mm	115g
L-180001	Icelock 100 Fabrication Kit without Braid	N/A	22mm	99g
L-180002	Icelock 100 Fabrication Kit with Braid	N/A	22mm	285g



### ACCESSORIES

Part#	Description
L-192000	Attachment Pin Ratchet, standard w/cap, length 52mm, 13 notches
L-192003	Attachment Pin Ratchet, short w/cap, length 34mm, 7 notches
L-192005	Attachment Pin Ratchet, long w/cap, length 65mm, 17 notches

## ICELOCK® 200 SERIES



The Icelock 200 series offers strong and durable locks with removable clutch mechanisms. The locks provide easy and secure wind-down donning as well as an easy release unlocking mechanism.

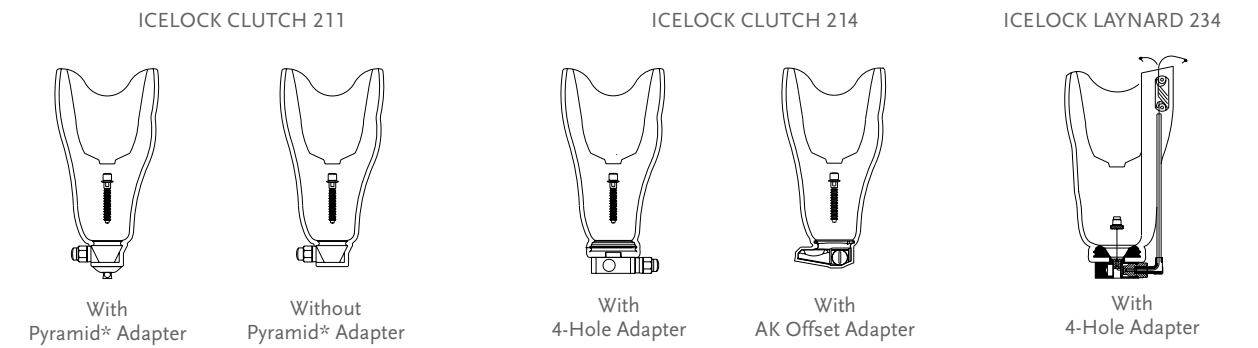
Icelock 200 series is a great product for transfemoral amputees and is therefore ideal to use in conjunction with the Iceross® Transfemoral liner.

### CLUTCH LOCKS

- Easy release unlocking mechanism
- Low build height and light-weight
- Wear-resistant stainless steel pin guide
- Secure clutch mechanism tested to tolerate at least 300kg pull
- Ability to change from Lanyard to Clutch
- All impact levels



### DIAGRAM



\* Note: pyramid must be purchased separately

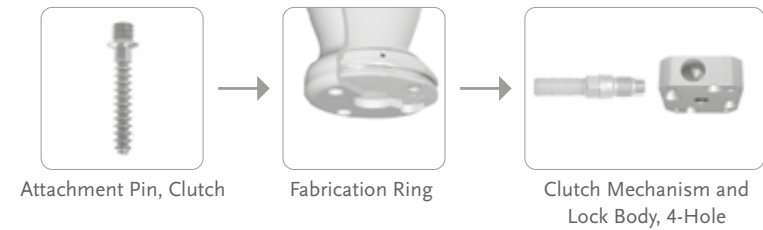
### ICELOCK 211 OVERVIEW



## ICELOCK® 200 SERIES

### DIAGRAM

#### ICELOCK 214 OVERVIEW



#### PART NUMBER INFORMATION - LOCKS

Part#	Description	Ratings	Build Height	Weight
L-211000	Icelock Clutch 211 (No Adapter)	N/A	21mm	78g
L-214000	Icelock Clutch 214 (Aluminum 4-Hole Adapter)	120kg	25mm	186g
L-234000	Icelock Lanyard 234	120kg	25mm	168g

To change from clutch to lanyard, order L-292050 Lanyard Adaptation Kit.

To change from lanyard to clutch, order L-292020 Clutch Mechanism and T-wrench.

#### ICELOCK CLUTCH 214 AK OFFSET\*

Ratings	Build Height	Weight
136kg	18mm	314g

Picture	Part#	Description
1.	L-214311	For left leg with release button on medial side
2.	L-214312	For left leg with release button on lateral side
3.	L-214322	For right leg with release button on lateral side
4.	L-214321	For right leg with release button on medial side

\*30mm posterior and 20mm lateral offset



## ICELOCK® 200 SERIES

### PYRAMIDS FOR ICELOCK CLUTCH 211

Part#	Description	Ratings	Build Height	Weight
L-272000	Icelock Titanium Pyramid 272	166kg	9mm	76g
L-273000	Icelock Stainless Steel Pyramid 273	100kg	8mm	64g



### ADAPTERS

Part#	Description	Weight Limit
A-233100	4-Hole Male Pyramid, Aluminum	100kg
A-242100	4-Hole Female Pyramid, Aluminum	100kg
A-235100	4-Hole Male Pyramid, Titanium	166kg
A-245100	4-Hole Female Pyramid, Titanium	166kg

Socket adapters see table of contents for page.

### COMPONENTS FOR ICELOCK 211

Part#	Description
L-292015	Lock Body with guide (without Dummy Screw)
L-292122	Dummy Screw
L-292126	Delrin Guide
L-293045	Silicone Seal
L-292121	Pin Tunnel
L-292032	Pyramid Bolt, long with o-ring

### COMPONENTS FOR ICELOCK 211 AND 214

Part#	Description
L-292000	Attachment Pin Clutch, standard w/cap, length 40 mm, 12 notches
L-292003	Attachment Pin Clutch, short w/cap, length 22 mm, 7 notches
L-292005	Attachment Pin Clutch, long w/cap, length 52 mm, 17 notches
L-292020	Clutch Mechanism and T-wrench
L-293060	T-wrench
L-292131	Release Button, Delrin

### COMPONENTS FOR ICELOCK 214 AK OFFSET

Part#	Description
L-292007	Attachment Pin Clutch Offset, length 39 mm, 12 notches

## ICELOCK® 200 SERIES

### COMPONENTS FOR ICELOCK PYRAMIDS 272 AND 273

Part#	Description
L-293046	O-ring 10 x 1.5 for Pin Tunnel
L-692142	Pyramid Cap
L-292032	Pyramid Bolt, long with o-ring (for 272 Pyramid)
L-692032	Pyramid Bolt with o-ring (for 273 Pyramid)
L-293048	Silicone Fill for 272 Pyramid
L-293049	Silicone Fill for 273 Pyramid
L-693127	O-ring 8 x 2 for Pyramid Bolts


### COMPONENTS FOR ICELOCK 214

Part#	Description
L-292011	Lock Body 4-Hole with Guide (without Clutch Mechanism)
L-292040	Fabrication Kit (includes the five parts listed below)
L-292125	Lam/Therm Ring
L-292118	Delrin Tooling Body
L-292129	Delrin Tooling Screw
L-293041	Screw M6 x 20
L-293042	Screw M6 x 35

### COMPONENTS FOR ICELOCK 234

Part#	Description
L-292127	Pivot, Lanyard
L-292130	Bushing, Lanyard
L-392117	Elbow, Lanyard
L-392010	Cleat with Cover and Rivets
L-392016	Pull Handle Lanyard
L-392018	Lanyard Cord with Connecting Screw
L-393012	Cord Cover 40cm, Lanyard
L-292050	Lanyard Adaptation Kit for Changing Icelock Clutch 214 to Icelock Lanyard 234

## ICELOCK® 300 SERIES

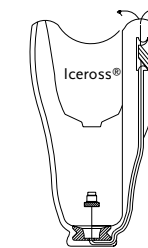


- Low build height
- Very light-weight
- Wear-resistant stainless steel pin guide
- Ideal for shower and water prostheses
- Low and moderate impact levels



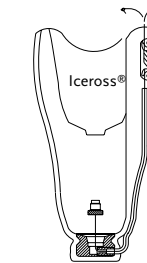
### DIAGRAM

ICELOCK LANYARD 331-L



For laminated sockets

ICELOCK LANYARD 331-T



For thermoplastic sockets

Part#	Description	Build Height	Weight
L-331001	Lanyard 331-L (No Adapter)	12mm	22g
L-331002	Lanyard 331-T (No Adapter)	14mm	42g



## ICELOCK® 300 SERIES

### COMPONENTS FOR L-331001

Part#	Description
L-392012	Cleat with silicone dummy
L-392016	Pull Handle, lanyard
L-392018	Lanyard Cord with connecting screw
L-392110	Bottom Attachment, lamination



### COMPONENTS FOR L-331002

Part#	Description
L-392010	Cleat with cover and rivets
L-393012	Cord Cover 40cm, lanyard
L-392016	Pull Handle, lanyard
L-392112	Bottom Attachment, thermoplastic
L-392122	Guide, lanyard
L-393018	Screw 3.5 x 30mm



## ICELOCK® 400 SERIES

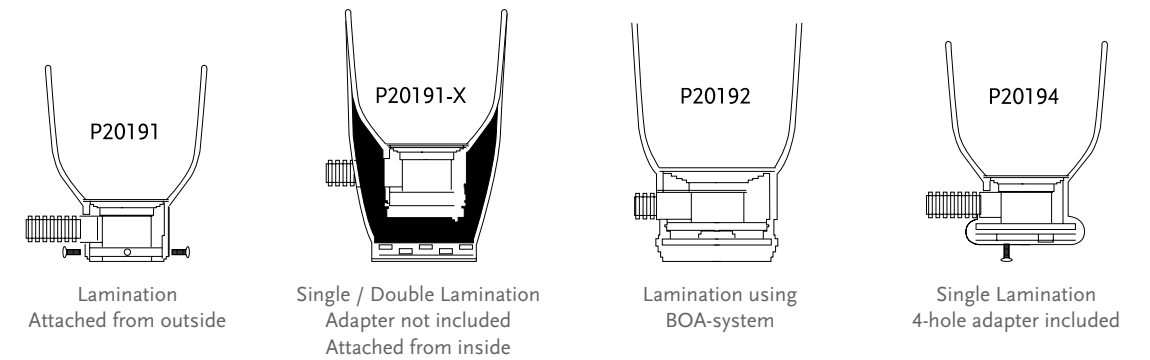


### SMOOTH PIN SYSTEM

- No movement, therefore no noise and less wear
- Removable from inside of socket
- Very lightweight
- All impact levels



### DIAGRAM



Part#	Description	Ratings	Build Height	Weight
P20191*	The Pin Standard Lamination	N/A	35mm	97g
P20191-X*	The Pin, Single/Double Lamination	N/A	37mm	95g
P20192*	The Pin for BOA-System, Lamination	N/A	47mm	110g
P20194*	The Pin, w/ 4-Hole Lamination	120kg	34mm	180g

\* Note: Reusable fixtures and lamination dummies not included in lock kits. Must be ordered separately.



## ICELOCK® 400 SERIES

### FIXTURES (REUSABLE)

Part#	Description
P20109	Fixture for all lock kits


### DUMMIES (REUSABLE)

Part#	Description
P20151	Dummy for P20191 & P20191-X
P20152	Dummy for P20190 & P20192
P20154	Dummy for P20194

### SPARE PARTS AND DRAPE FORMERS (REUSABLE)

Part#	Description
P20141	Coupling Plate for P20191
P20141-X	Coupling Plate for P20191-X
P20142	Coupling Plate for P20192
P20143	Coupling Plate for P20193
P20144	4-hole Adapter for P20194
P20151	Dummy for 191/191-X
P20161	Funnel for P20191 & P20191-X
P20162	Funnel for P20192
L-693506	Attachment Pin Smooth, Standard 43mm
L-693507	Attachment Pin Smooth, 53mm
L-693508	Attachment Pin Smooth, 63mm
L-693509	Attachment Pin Smooth, 75mm
P-20177	The Pin, Replacement Lock
L-693504	Metal Sleeve for Push Button
L-693502	Push Button, Adjustable
P20251	Insert Part for P20151

## ICELOCK® 500 SERIES



Both Icelock Expulsion Valve 551 and 552 are designed to be used with all suction suspension systems. The valves are positioned in a housing that seals securely against the inner surface of the hard socket near the distal end. The valves expell air under positive pressure when entering a socket. During removal of the prosthesis the push button needs to be compressed to allow air back into the hard socket. The Icelock 500 Series can be used for all impact levels.

Part#	Description
L-551002	Icelock Expulsion Valve 551



The Icelock 551 Valve is an auto-expulsion and push button suction release in the same compact, easy to install package. (M 10). The valve is recommended for both Transtibial and Transfemoral users. The kit includes a flexible socket housing.



Part#	Description
L-552000	Icelock Expulsion Valve 552




Icelock 552 Valve is an auto-expulsion valve with push button for suction release. The core of the valve can be unscrewed to facilitate rapid donning and it makes it possible to pull donning socks through the valve. The valve can be used with a flexible interface and is recommended for Transfemoral users.





## ICELOCK® 544 SERIES



The Icelock 544 Series consists of a variety of component configurations to support the use of elevated vacuum and expulsion. The series only uses one fabrication method that is compatible with all the component configurations so only a single fabrication enables access to all the different configurations. Icelock 544 series is suitable for both transtibial and transfemoral amputees and fully compatible with Unity vacuum system as well as Iceross Seal-In.

### FEATURES

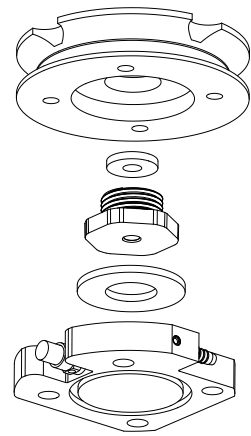
- Fabricate once, use the same socket for many different component configurations.
- Compatible with many different systems including: vacuum, expulsion, and Seal-In.

### ICELOCK 544 SERIES KITS

With these kits, all componentry is included to build the Icelock 544 Series configurations. To the right is an exploded view of the components used in the final configuration and how they fit into the L-544400 Adapter.

#### EXAMPLE OF PARTS INCLUDED IN ICELOCK 544 KIT

- L-544400 Adapter
- Plate Lamination Dummy
- Small Seal
- Large Seal
- Housing
- Housing Lamination Dummy
- L-544XXX Plate
- Wrench
- M6x25mm Screws
- Vacuum Tube



- L-544400 Adapter
- Small Seal
- Housing
- Large Seal
- L-5445xx (L-544511 Shown)

#### ICELOCK 544 SERIES KIT

Part#	Description	Release button	Barb connector	Vacuum reservoir	Recommended Use	Color	Ratings	Weight	Build height
L-544611	Icelock 544 Unity Plate Kit (incl. Socket Adapter)*	Yes	Yes		Unity vacuum system with Iceross Seal-In	Grey, Black	136kg	216g	25.5mm
L-544620	Icelock 544 Expulsion Valve Kit (incl. Socket Adapter)				Sleeve Expulsion	Black, Black	136kg	104g	16mm
L-544621	Icelock 544 Expulsion Plate Kit (incl. Socket Adapter)	Yes			Iceross Seal-In Expulsion	Orange, Black	136kg	216g	25.5mm



## ICELOCK® 544 SERIES

### ICELOCK L-544400 SOCKET ADAPTER

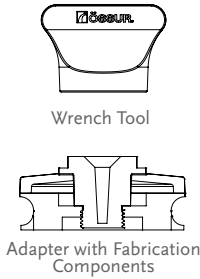
The L-544400 Socket Adapter is the common base for the Icelock 544 Series Kits.

L-544400 is installed in a single seamless lamination and brings up quality and consistency in the overall manufacturing of the socket.

After installation, any of the Icelock 544 series valve plates will fit using only a 4mm hex key and Icelock 544 Wrench.

#### L-544400 SOCKET ADAPTER INCLUDES

- Aluminum socket adapter
- Lamination dummies and wrench
- L-544XXX Plate
- M6x25mm Screws
- Vacuum Tube



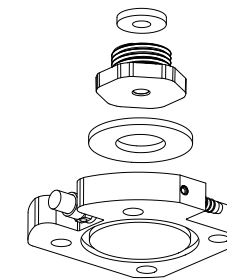
Part#	Description	Ratings	Weight	Build height
L-544400	Icelock 544 Socket Adapter	136kg	98 g	16 mm

### ICELOCK 544 SERIES VALVE PLATES AND CONNECTORS

Valve plates are available separate, without the socket adapter. To the right is an exploded example view of the components supplied with these Plates. All the necessary seals, check valves and housings are supplied with each plate/adapter.

#### PARTS INCLUDED WITH ICELOCK 544 PLATES

- Small Seal
- Large Seal
- Housing



- Small Seal
- Housing
- Large Seal
- L-5445xx (L-544511 Shown)

## ICELOCK® 544 SERIES

### ICELOCK 544 SERIES VALVE PLATES AND CONNECTORS

Part#	Description	Release button	Barb connector	Recommended Use	Color	Weight	Build height
L-544511	Icelock 544 Unity Plate	Yes	Yes	Unity vacuum system with Iceross Seal-In	Grey	118g	9.5mm
L-544521	Icelock 544 Expulsion Plate	Yes		Iceross Seal-In Expulsion	Orange	118g	9.5mm
L-544520	Icelock 544 Expulsion only			Sleeve Expulsion (Needs L-544400)	Black	6g	0

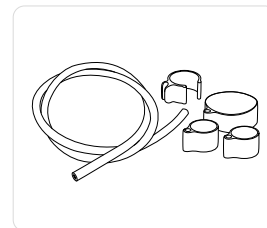
### ACCESSORIES AND SPARE PARTS FOR ICELOCK 544 SERIES

The spare parts kit contains everything you need to replace things that wear out or get lost.

#### PARTS INCLUDED IN THE ICELOCK 544 SERIES SPARE PARTS KIT

- 4 Small Duckbill Valves
- 2 Large Duckbill Valves
- 2 Small Seals
- 2 Large Seals
- Unity Tubing
- O-Rings
- M6x25mm Screws

Part#	Description
L-544010	Icelock 544 Series Spare Parts Kit
UTF0006	Unity TF Tube Kit



## ICELOCK® 544 SERIES

### TOOLS

#### +PLUSERIES DISPENSER

Part#	Description
FSX80016	+Pluseries 220 ml Dispenser




#### +PLUSERIES ADHESIVE

Part#	Description
FSX80015	+Pluseries Adhesive 220 ml - Composite 1 Minute



## ICELOCK® 562 HYBRID



The Icelock 562 Hybrid is a lock for transtibial amputees of all activity levels, providing superior function by combining the benefits of locking suspension with the benefits of vacuum suspension.

Users can benefit from reduced pistoning and improved rotational control from Seal-In, yet keeping the mechanical connection they are used to with its perceptible feedback.

### THE LOCK FEATURES:

- Option to change easily between locking suspension only, Seal-In only or combining these suspension mechanisms at the same time
- Low build height (with male pyramid integrated)
- Waterproof
- Unity compatible
- Direct Socket compatible

The lock should be used with the Seal-In X Locking liner, movable seal-rings and an airtight socket.

Combine Seal-In Technology with Unity vacuum system for stabilisation of volume fluctuations and comfortable socket fit throughout the day.



Part#	Description	Ratings	Build Height	Weight
L-562000	Icelock 562 Hybrid for Unity	166kg	12mm	164g
L-562500	Icelock 562 Hybrid for passive Vacuum	166kg	12mm	164g



### SPARE PARTS FOR ICELOCK 562 HYBRID

Part#	Description
L-562100	Fabrication Kit (1 Distal Connector, 1 Fixation Dummy, 1 Manufacturing Dummy 1 & 2, 1 Central Screw, 4 Screws, 4 Spacers, 4 Nails, 1 Aluminum Dummy, 1 Large Square Ring, 1 Large O-ring, 1 Small Square Ring)
L-562200	Lock Kit for Unity (1 Lock Body incl. Release Button & 90° Unity Connector, 1 Pin, 1 Outlet Port, 4 Screws)
L-562210	Lock Kit for passive Vacuum (1 Lock Body incl. Release Button, 1 Pin, 2 Outlet Ports, 4 Screws)
L-562300	Spare Part Kit (4 Expulsion Valves, 4 Bronze Filters, 2 Large Square Rings, 2 Small Square Rings, 2 Large O-Rings)
L-562400	Icelock 562 Unity for Direct Socket (1 Lock Body incl. Release Button & 90° Unity Connector, 1 Pin, 1 Outlet Port, 4 Screws for DS)
L-562410	Icelock 562 passive Vacuum for Direct Socket (1 Lock Body incl. Release Button, 1 Pin, 2 Outlet Ports, 4 Screws for DS)
L-562013	Outlet Port (for use of passive vacuum)
L-562014	90° Unity Tube Connector
L-562015	Handle of Release Unit
L-562016	Icelock 562 Attachment Pin

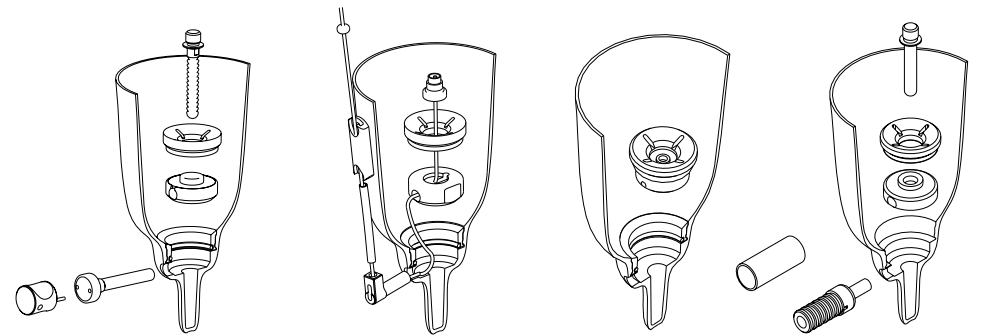
## ICELOCK® 600 SERIES



- Extremely light-weight and low build height.
- Fabrication Tools make the weight fabrication process very effective
- Very strong and durable
- Socket Adapters rated up to
- 100kg and 166kg
- Easily interchangeable
- Removable from the inside of the socket
- All impact levels



### DIAGRAM



Icelock Ratchet 621

Icelock Lanyard 631

Icelock Valve 641

Icelock Smooth 651



Double lamination  
choice of Socket Adapter



Single lamination  
Icelock Titanium Pyramid 672  
Icelock Stainless Steel Pyramid 673



Single lamination  
Icelock Alloy 4-Hole 674  
Icelock Titanium 4-Hole 675

### ICELOCK 600 SERIES

Part#	Description	Build Height	Weight
L-621000	Icelock 621 Ratchet (No Adapter)	15mm	59g
L-631000	Icelock 631 Lanyard (No Adapter)	15mm	49g



## ICELOCK® 600 SERIES

Part#	Description	Build Height	Weight
L-641000	Icelock 641 Valve (No Adapter)*	15mm	40g
Part#	Description	Build Height	Weight
L-651000	Icelock 651 Smooth (No Adapter)*	15mm	68g

\*Use with L-680000 Fabrication Tooling Kit

Part#	Description
L-680000	Icelock 680 Fabrication Tools (Reusable)

Part#	Description
L-621100	Icelock 621 Adaption Kit*
L-631100	Icelock 631 Adaption Kit*
L-641100	Icelock 641 Adaption Kit*
L-651100	Icelock 651 Adaption Kit*

\*For use when changing lock type

### SPECIALLY DESIGNED PYRAMIDS FOR ICELOCK 600

Part#	Description	Ratings
L-672000	Icelock 672 Titanium Pyramid	166kg

Part#	Description	Ratings
L-673000	Icelock 673 Stainless Steel Pyramid	100kg

Part#	Description	Ratings
L-674000	Icelock 674 Aluminum 4-Hole	100kg

Part#	Description	Ratings
L-675000	Icelock 675 Titanium 4-Hole	166kg

### RELEASE KEY

Part#	Description
L-692016	A tool to tighten and release the release unit (sold separately)



## ICELOCK® 600 SERIES

### COMPONENTS FOR ICELOCK 621

Part#	Description
L-692022	Icelock 600 Fabrication Ring with o-ring and silicone ring
L-693125	O-ring 35 x 2.5 for Fabrication Ring
L-692020	Ratchet Lock Body
L-692110	Funnel
L-692027	Release Unit, long
L-192000	Attachment Pin Ratchet, standard w/cap, length 52mm, 13 notches
L-192003	Attachment Pin Ratchet, short w/cap, length 34mm, 7 notches
L-192005	Attachment Pin Ratchet, long w/cap, length 65mm, 17 notches
L-693112	Silicone Seal

### COMPONENTS FOR ICELOCK 631

Part#	Description
L-692022	Fabrication Ring with o-ring and silicone ring
L-693125	O-ring 35 x 2.5 for Fabrication Ring
L-692025	Bottom Attachment, lanyard
L-692110	Funnel
L-392018	Lanyard Cord with connecting screw
L-393012	Cord Cover 40cm
L-392010	Cleat with cover and rivets
L-392016	Pull Handle
L-693112	Silicone Seal
L-392117	Elbow, lanyard

### COMPONENTS FOR ICELOCK 641

Part#	Description
L-692022	Fabrication Ring with o-ring and silicone ring
L-693125	O-ring 35 x 2.5 for Fabrication Ring
L-641100	Expulsion Valve/Adaptation Kit 641
L-693112	Silicone Seal

## ICELOCK® 600 SERIES

### COMPONENTS FOR ICELOCK 651

Part#	Description
L-692022	Fabrication Ring with o-ring and silicone ring
L-692110	Funnel
L-693506	Smooth Pin, 43mm
L-693507	Smooth Pin, standard 53mm
L-693508	Smooth Pin, 63mm
L-693509	Smooth Pin, 75mm
L-692505	Smooth Lock
L-693504	Protective sleeve for push button
L-692501	Release Unit
L-693502	Push Button
L-693503	Dust Cap
L-693112	Silicone Seal

### COMPONENTS FOR ICELOCK TITANIUM PYRAMID 672

Part#	Description
L-692142	Pyramid Cap
L-692032	Pyramid Bolt with o-ring
L-693127	O-ring 8 x 2 for Pyramid Bolt
L-693115	Silicone Ring
L-693112	Silicone Seal

### COMPONENTS FOR ICELOCK STAINLESS STEEL PYRAMID 673

Part#	Description
L-692142	Pyramid Cap
L-692032	Pyramid Bolt with o-ring
L-693127	O-ring 8 x 2 for Pyramid Bolt
L-693115	Silicone Ring
L-693112	Silicone Seal

## ICELOCK® 600 SERIES

### COMPONENTS FOR ICELOCK ALUMINUM 4-HOLE ADAPTER 674

Part#	Description
L-293041	Screw M6 x 20mm
L-693112	Silicone Seal
L-693115	Silicone Ring

### COMPONENTS FOR ICELOCK TITANIUM 4-HOLE ADAPTER 675


Part#	Description
L-693120	Screw M6 x 20mm, plus
L-693115	Silicone Ring
L-693112	Silicone Seal

### COMPONENTS FOR ICELOCK FABRICATION TOOLS 680 (ALL HARDENED STAINLESS STEEL)

Part#	Description
L-692010	Lock Dummy with o-ring
L-693127	O-ring 8 x 2 for Lock Dummy
L-692119	Steel Guide
L-692120	Release Dummy, standard
L-692125	Release Dummy, long
L-692130	Pin Dummy, standard
L-692133	Pin Dummy, short
L-693110	Pin Dummy Bolt
L-692015	Hex Driver with o-ring
L-692017	Cross Driver with o-ring
L-693126	O-ring 4 x 2 for Hex and Cross Drivers



## ICELOCK® 700 SERIES

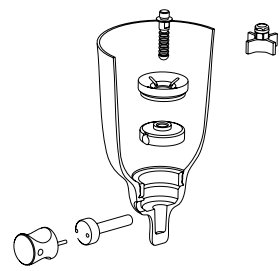


Designed to be used in conjunction with the Iceross Upper X and Iceross Junior liner systems.

- Extremely low build height and compact design
- Light-weight
- Compatible for single or double lamination fabrication method
- 45kg weight limits on components
- Locking mechanisms are replaceable from inside of the socket
- All impact levels



### DIAGRAM



Double lamination  
Icelock Ratchet 721



Single lamination  
Icelock Stainless Steel Pyramid 773



Single lamination  
Icelock Alloy 4-hole 774

Part#	Description	Ratings	Weight
L-721000	Icelock 721 Ratchet, Small (No Adapter)*	13mm	20g*

\*Use with L-780000 Fabrication Tooling Kit

Part#	Description
L-780000	Icelock fabric tooling kit

#### SPECIALLY DESIGNED PYRAMIDS FOR ICELOCK 700

Part#	Description	Ratings
L-773000	Icelock 773 Stainless Pyramid	45kg

Part#	Description	Ratings
L-774000	Icelock 774 Aluminum 4-Hole	45kg

#### RELEASE KEY

Part#	Description
L-792016	A tool to tighten and release the release unit (sold separately)



## ICELOCK® 700 SERIES

### COMPONENTS FOR RATCHET LOCK 721

Part#	Description
L-792020	Ratchet Lock without Adapter, small
L-792110	Funnel, small
L-792150	Fabrication Ring, small
L-792027	Release Unit, small
L-792031	Pin Adapter*
L-792100	Attachment Pin Ratchet, 32mm
L-792105	Attachment Pin Ratchet, 56mm
L-793110	Pin Dummy Bolt, small
L-793112	Silicone Seal, small

\*Pin adapter 700 series to adult liner

### COMPONENTS FOR FABRICATION (HARDENED STAINLESS STEEL)

Part#	Description
L-792119	Steel Guide, small
L-792120	Release Dummy, small
L-792130	Pin Dummy, small
L-692015	Hex Driver with o-ring
L-792017	Cross Driver with o-ring, small

## ÖSSUR ADAPTERS

### WEIGHT LIMIT 100KG


#### SOCKET ADAPTERS

##### 4-HOLE SOCKET ADAPTER

Part#	Material	Height	Build Height	Weight	
A-122100	Aluminum	18.5mm	18.5mm	70g	



##### MALE PYRAMID INSERT FOR PRONG

Part#	Material	Height	Build Height	Weight	
A-134300	Stainless Steel Insert	31mm	7.5mm	94g	



##### FEMALE PYRAMID INSERT FOR PRONG

Part#	Material	Height	Build Height	Weight	
A-144300	Stainless Steel	23mm	14mm	83g	



#### 4-HOLE ADAPTERS, WITH SCREWS

##### 4-HOLE MALE PYRAMID

Part#	Material	Height	Build Height	Weight	
A-233100	Aluminum with Stainless Steel Insert	23.5mm	9mm	62g	



##### 4-HOLE FEMALE PYRAMID

Part#	Material	Height	Build Height	Weight	
A-242100	Aluminum	16mm	16mm	46g	



#### TUBE CLAMPS

##### MALE PYRAMID TUBE CLAMP

Part#	Material	Height	Build Height	Weight	
A-333100	Aluminum with Stainless Steel Insert	56mm	41.5mm	62g	



##### FEMALE PYRAMID TUBE CLAMP

Part#	Material	Height	Build Height	Weight	
A-342100	Aluminum	50mm	16mm	64g	



##### 4-HOLE TUBE CLAMP


Part#	Material	Height	Build Height	Weight	
A-322100	Aluminum	38mm	4mm	52g	



## WEIGHT LIMIT 100KG


#### SINGLE ADAPTERS

##### MALE SINGLE ADAPTER - SHORT

Part#	Material	Height	Build Height	Weight	
A-433110	Aluminum with Stainless Steel Pyramid Insert	50mm	35.5mm	60g	



##### MALE SINGLE ADAPTER - LONG

Part#	Material	Height	Build Height	Weight	
A-433120*	Aluminum with Stainless Steel Pyramid Insert	77mm	63mm	86g	



\*77mm overall, can be cut to length 70mm

##### FEMALE SINGLE ADAPTER - SHORT

Part#	Material	Height	Build Height	Weight	
A-442100*	Aluminum	100mm	100mm	86g	



\*100mm overall, can be cut to length 60mm

##### FEMALE SINGLE ADAPTER - LONG

Part#	Material	Height	Build Height	Weight	
A-442110*	Aluminum	200mm	200mm	153g	



\*200mm overall, can be cut to length 60mm

#### STANDARD ADAPTERS

##### FEMALE DOUBLE ADAPTER - 32MM

Part#	Material	Height	Build Height	Weight	
A-542110	Aluminum	32mm	32mm	66g	



##### FEMALE DOUBLE ADAPTER - 45MM

Part#	Material	Height	Build Height	Weight	
A-542120	Aluminum	45mm	45mm	76g	



##### FEMALE DOUBLE ADAPTER - 60MM

Part#	Material	Height	Build Height	Weight	
A-542130	Aluminum	60mm	60mm	88g	



##### FEMALE DOUBLE ADAPTER - 75MM

Part#	Material	Height	Build Height	Weight	
A-542140	Aluminum	75mm	75mm	100g	



##### MALE DOUBLE ADAPTER

Part#	Material	Height	Build Height	Weight	
A-533100	Aluminum with Stainless Steel Pyramid Insert	41mm	12mm	84g	



## WEIGHT LIMIT 100KG

### PYLONS AND TUBES

#### TUBE - SHORT AND LONG

Part#	Material	Length
A-712010	Aluminum	250mm
A-712020	Aluminum	400mm



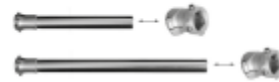
#### FEMALE PYLON - SHORT AND LONG

Part#	Material	Length
A-742010	Aluminum	250mm
A-742020	Aluminum	400mm



#### FEMALE PYLON KIT 1 - SHORT AND LONG

Part#	Material	Length
A-762111	Aluminum	250mm
A-762121	Aluminum	400mm



#### HEIGHT ADJUSTABLE PYLON

Part#	Material	Min. Height	Min. Build Height	Range of Adjustment	Weight
A-542350	Aluminum	77mm	76mm	77-95mm	190g



#### HEIGHT ADJUSTABLE PYLON - LONG

Part#	Material	Min. Height	Min. Build Height	Range of Adjustment	Weight
A-542360	Aluminum	94mm	94mm	94-128mm	220g



### FOOT ADAPTER

#### SACH FOOT ADAPTER

Part#	Material	Height	Build Height	Weight
A-833100	Aluminum with Stainless Steel Pyramid insert	25mm	9.5mm	105g



### SHIFT ADAPTERS

#### FEMALE PYRAMID TUBE CLAMP WITH 14MM OFFSET

Part#	Material	Height	Build Height	Weight
A-342430	Aluminum	69mm	35mm	135g



#### 4-HOLE FEMALE PYRAMID WITH 20/20 OFFSET

Part#	Material	Height	Build Height	Weight
A-242500	Aluminum	22mm	22mm	118g



## WEIGHT LIMIT 125KG

#### 4-HOLE FEMALE PYRAMID WITH 20/20 OFFSET

Part#	Material	Height	Build Height	Weight
A-242500	Aluminum	22mm	22mm	118g



#### 4-HOLE FEMALE PYRAMID 20/20 OFFSET 10° RIGHT

Part#	Material	Height	Build Height	Weight
A-242510	Aluminum	24mm	24mm	120g



#### 4-HOLE FEMALE PYRAMID 20/20 OFFSET 10° LEFT

Part#	Material	Height	Build Height	Weight
A-242520	Aluminum	24mm	24mm	120g



#### MALE-FEMALE DOUBLE ADAPTER WITH 8MM OFFSET AND 10 DEGREES ANGLE

Part#	Material	Height	Build Height	Weight
A-554700	Stainless steel	40mm	24mm	153g



#### EURO 4-HOLE ADAPTER

Part#	Material	Height	Build Height	Weight
A-122300	Aluminum	11mm	11mm	70g



## WEIGHT LIMIT 136KG

### 4-HOLE ADAPTERS, WITH SCREWS

#### 4-HOLE MALE PYRAMID WITH ROTATION

Part#	Material	Height	Build Height	Weight
M625400	Stainless Steel	25mm	10.5mm	145g



#### 4-HOLE PYRAMID RECEIVER WITH ROTATION

Part#	Material	Height	Build Height	Weight
M626400	Stainless Steel	19mm	19mm	115g



### SOCKET ADAPTERS

#### 4-HOLE CONNECTION PLATE

Part#	Material	Height	Build Height	Weight
1651014	Aluminum	9mm	9mm	60g



## WEIGHT LIMIT 166KG

### SOCKET ADAPTERS

#### MALE PYRAMID SOCKET ADAPTER

Part#	Material	Height	Build Height	Weight	
A-135100	Titanium	23mm	8.5mm	58g	



#### 4-HOLE SOCKET ADAPTER

Part#	Material	Height	Build Height	Weight	
A-125100	Titanium	18.5mm	18.5mm	112g	




#### 4-PRONG SOCKET ADAPTER

Part#	Material	Height	Build Height	Weight	
A-114040	Stainless Steel	8mm	8mm	158g	




#### 3-PRONG SOCKET ADAPTER

Part#	Material	Build Height	Weight	
A-114030	Stainless Steel	8mm	124g	



#### MALE PYRAMID INSERT FOR PRONG

Part#	Material	Height	Build Height	Weight	
A-135300	Titanium	31mm	7.5mm	56g	



#### FEMALE PYRAMID INSERT FOR PRONG

Part#	Material	Height	Build Height	Weight	
A-145300	Titanium	23mm	14mm	53g	



#### FEMALE PYRAMID INSERT FOR PRONG LP

Part#	Material	Height	Build Height	Weight	
A-145310	Titanium	9mm	9mm	33g	



## WEIGHT LIMIT 166KG

### 4-HOLE ADAPTERS, WITH SCREWS

#### 4-HOLE MALE PYRAMID

Part#	Material	Height	Build Height	Weight	
A-235100	Titanium	23mm	8.5mm	54g	



#### 4-HOLE MALE PYRAMID WITH ROTATION

Part#	Material	Height	Build Height	Weight	
A-235300	Titanium	25mm	10.5mm	72g	



#### 4-HOLE MALE PYRAMID WITH 8MM OFFSET

Part#	Material	Height	Build Height	Weight	
A-235400	Titanium	23mm	8.5mm	65g	




#### 4-HOLE FEMALE PYRAMID

Part#	Material	Height	Build Height	Weight	
A-245100	Titanium	15.5mm	15.5mm	64g	




#### 4-HOLE FEMALE PYRAMID WITH ROTATION

Part#	Material	Height	Build Height	Weight	
A-245300	Titanium	17.5mm	17.5mm	76g	




### TUBE CLAMPS

#### MALE PYRAMID TUBE CLAMP

Part#	Material	Height	Build Height	Weight	
A-335100	Titanium	56mm	5.5mm	82g	



#### FEMALE PYRAMID TUBE CLAMP

Part#	Material	Height	Build Height	Weight	
A-345100	Titanium	50mm	14mm	78g	



#### 4-HOLE TUBE CLAMP

Part#	Material	Height	Build Height	Weight	
A-325100	Titanium	38mm	2mm	68g	



## WEIGHT LIMIT 166KG

### SINGLE ADAPTERS

#### MALE SINGLE ADAPTER - SHORT

Part#	Material	Height	Build Height	Weight
A-435110	Titanium	50mm	35.5mm	80g



#### MALE SINGLE ADAPTER - LONG

Part#	Material	Height	Build Height	Weight
A-435120*	Titanium	77mm	63mm	103g



\*77mm overall, can be cut to length 70mm

#### FEMALE SINGLE ADAPTER

Part#	Material	Height	Build Height	Weight
A-445100*	Titanium	100mm	100mm	118g



\*100mm overall can be cut to 60mm length

### DOUBLE ADAPTERS

#### FEMALE DOUBLE ADAPTER - 32MM

Part#	Material	Height	Build Height	Weight
A-545110	Titanium	32mm	32mm	90g



#### FEMALE DOUBLE ADAPTER - 45MM

Part#	Material	Height	Build Height	Weight
A-545120	Titanium	45mm	45mm	102g



#### FEMALE DOUBLE ADAPTER - 60MM

Part#	Material	Height	Build Height	Weight
A-545130	Titanium	60mm	60mm	119g



#### FEMALE DOUBLE ADAPTER - 75MM

Part#	Material	Height	Build Height	Weight
A-545140	Titanium	75mm	75mm	135g



#### MALE DOUBLE ADAPTER

Part#	Material	Height	Build Height	Weight
A-535100	Titanium	41mm	12mm	98g



## WEIGHT LIMIT 166KG

### PYLONS AND TUBES

#### FEMALE PYLON TITANIUM, WP – LONG & SHORT

Part#	Material	Length
A-748030	Titanium Female Pyramid, Aluminum Tube	250mm
A-748040	Titanium Female Pyramid, Aluminum Tube	400mm



#### FEMALE PYLON KIT TITANIUM, WP – LONG & SHORT

Part#	Material	Length
A-764111	Titanium Female Pyramid, Aluminum Tube, Titanium Tube Clamp	250mm
A-764121	Titanium Female Pyramid, Aluminum Tube, Titanium Tube Clamp	400mm



### FOOT ADAPTER

#### SACH FOOT ADAPTER

Part#	Material	Height	Build Height	Weight
A-835100	Titanium	25mm	9.5mm	110g



### SHIFT ADAPTERS

#### SHIFT ADAPTER WITH TITANIUM

Part#	Material	Height	Build Height	Weight
A-645210	Titanium	60mm	60mm	208g





## i-LIMB® FEATURE OVERVIEW



i-Limb® Quantum



i-Limb® Ultra



i-Limb® Access

Compliant Grip with proportional control	Compliant Grip with proportional control	Compliant Grip with proportional control
Powered Thumb with manual override	Powered Thumb with manual override	Manually Rotatable Thumb
Gesture Control i-Mo™ Technology		
App Control Quick Grips™	App control Quick Grips™	App control Quick Grips™
Muscle Control Triggers	Muscle Control Triggers	Muscle Control Triggers
Proximity Control Grip Chips™		
24 automated grips	18 automated grips	12 automated grips
12 Custom My Grips™		
Speed & strength boost	Speed & strength boost	Speed & strength boost
Vari-Grip	Vari-Grip	
Natural hand mode	Natural hand mode	
Auto-Grasp	Auto-Grasp	Auto-Grasp
Hand health check via Biosim/My i-Limb app	Hand health check via Biosim/My i-Limb app	Hand health check via Biosim/My i-Limb app
XS, S, M, L	XS, S, M, L	XS, S, M, L
Touch Care Warranty (up to 5 years)	Touch Care Warranty (up to 5 years)	Touch Care Warranty (up to 5 years)

## i-LIMB® QUANTUM

The i-Limb Quantum multi-articulating myoelectric hand prosthesis is now crafted with titanium digits for a 50% increase in carry load, with Vari-grip and Speed Boost features providing up to 30% more grip force and 30% greater speeds.

The i-limb Quantum is the only myoelectric hand which can change grips with a gesture. Gesture Control is enabled by moving the i-limb Quantum in one of four directions to access the desired grip.

With its five independently motorized fingers and powered thumb rotation, with manual override, it provides the dexterity, coordination and finesse to handle a wide range of daily activities.

- Electronically rotating thumb, with manual override, automatically switches between lateral and oppositional grip patterns for optimum grip
- Select from up to 36 different grips available, both preprogrammed and customized to suit users daily activities
- Vari-Grip™ feature provides additional grip strength when applied
- Auto-Grasp™ - anti drop safety feature to prevent objects from slipping out of grasp
- Touch Care package offers warranty support for up to 5 years
- Biosim™ and My i-Limb™ Apps for set up and personalization of grips and features
- Available in 4 sizes – extra small\*, small, medium and large
- Multiple covering options available to suit individual lifestyles

\* titanium not available on XS

### CONTROL METHODS



i-MO™ GESTURE CONTROL



TRIGGERS MUSCLE CONTROL



QUICK GRIPS™ APP CONTROL



GRIP CHIPS™ PROXIMITY CONTROL



Device Weight			
	Extra Small	Small	Medium/Large
QWD	472 g	542 g	558 g
WD	432 g	502 g	518 g
Flexion Wrist	572 g	642 g	658 g
Friction Wrist	467 g	537 g	553 g

Technical Information	
Voltage	7.4 V (nominal)
Max. Current	5 A
Battery Capacity	Rechargeable lithium polymer; 7.4 V (nominal); 2000 mAh capacity; 1300 mAh capacity
Max. hand load limit (static limit)	40kg/88lbs (Extra Small) 90kg/198lb (Small/Medium/Large)
Finger carry load (static limit)	20kg/44lbs (Extra Small) 48kg/105lbs (Small/Medium/Large)
Time from full open to full close	0.8 seconds

## i-LIMB® QUANTUM

### i-LIMB QUANTUM PACKAGES

BASIC i-LIMB QUANTUM PACKAGES		
TBX50494	i-Limb Quantum - Titanium	PK i-Limb NA Quantum Titanium AU QWD/WD
TBX50495	i-Limb Quantum - Titanium	PK i-Limb NA Quantum Titanium AU Flexion

All packages include:

- Socket Kit
- Battery
- Mains Charger
- Car Charger
- 2 i-Limb Skin Active
- Years 1 & 2 Touch Care Warranty

PREMIUM i-LIMB QUANTUM PACKAGES		
TBX50430	i-Limb Quantum - Titanium	PK i-Limb NA Quantum Titanium QWD
TBX50431	i-Limb Quantum - Titanium	PK i-Limb NA Quantum Titanium WD
TBX50434	i-Limb Quantum - Titanium	PK i-Limb NA Quantum Titanium Flexion
TBX50435	i-Limb Quantum - Titanium	PK i-Limb NA Quantum Titanium Friction

All packages include:

- Socket Kit
- Battery
- Mains Charger
- Car Charger
- Grip Chips
- iPod Touch
- 2 i-Limb Skin Active/TS
- 4 i-Limb Skin Contour/TS
- Years 1 & 2 Touch Care Warranty

TOUCH CARE WARRANTY EXTENSION*	
TBX50173	Year 3
TBX50174	Year 4
TBX50175	Year 5

\* Years 1 & 2 touch care warranty is included in the packages


## i-LIMB® ULTRA

A myoelectric, multi-articulating prosthetic hand with five individually powered digits. Electrically rotating thumb with manual override.

- Individually motorised digits with compliant grip and stall-out ability
- Electronically rotatable thumb, with manual override, automatically switches between lateral and oppositional positions
- With our speed boost feature, digit speed can be increased by up to 30%
- App control provides instant access to Quick Grips™ at the touch of an icon.
- Muscle control uses specific muscle signals called triggers to instruct the hand to activate a specific grip
- 18 different automated grip options available
- Vari-Grip™ feature for additional grip strength
- Auto-Grasp™ - anti drop safety feature for added reassurance
- Biosim™ and My i-Limb™ Apps
- Available in 4 sizes – extra small, small, medium and large
- Multiple covering options available



### CONTROL METHODS



Device Weight			
	Extra Small	Small	Medium/Large
QWD	472g	512g	528g
WD	432g	472g	488g
Flexion Wrist	572g	612g	628g
Friction Wrist	467g	507g	523g

Technical Information	
Voltage	7.4 V (nominal)
Max. Current	5 A
Battery Capacity	Rechargeable lithium polymer; 7.4 V (nominal); 2000 mAh capacity; 1300 mAh capacity
Max. hand load limit (static limit)	40kg (Extra Small) 90kg (Small/Medium/Large)
Finger carry load (static limit)	20kg (Extra Small) 32kg (Small/Medium/Large)
Time from full open to full close	0.8 seconds

## i-LIMB® ULTRA

### i-LIMB ULTRA PACKAGES

i-LIMB ULTRA PACKAGES		
TBX50444	i-Limb Ultra	PK i-Limb NA Ultra QWD
TBX50445	i-Limb Ultra	PK i-Limb NA Ultra WD
TBX50448	i-Limb Ultra	PK i-Limb NA Ultra Flexion
TBX50449	i-Limb Ultra	PK i-Limb NA Ultra Friction
TBX50446	i-Limb Ultra - Titanium	PK i-Limb NA Ultra Titanium QWD
TBX50447	i-Limb Ultra - Titanium	PK i-Limb NA Ultra Titanium WD
TBX50450	i-Limb Ultra - Titanium	PK i-Limb NA Ultra Titanium Flexion
TBX50451	i-Limb Ultra - Titanium	PK i-Limb NA Ultra Titanium Friction

All packages include:

- Socket Kit
- Battery
- Mains Charger
- Car Charger
- iPod Touch
- 2 i-Limb Skin Active/TS
- 4 i-Limb Skin Contour/TS
- Years 1 & 2 Touch Care Warranty

TOUCH CARE WARRANTY EXTENSION*	
TBX50173	Year 3
TBX50174	Year 4
TBX50175	Year 5

\* Years 1 & 2 touch care warranty is included in the packages

## i-LIMB® ACCESS

A myoelectric, multi-articulating prosthetic hand that offers five individually powered digits and manually rotatable thumb.

- Individually motorised digits with compliant grip and stall-out ability
- Manually rotatable thumb that can be positioned between lateral and oppositional mode for creating different grip positions
- With our speed boost feature, digit speed can be increased by up to 30%
- App control provides instant access to Quick Grips™ at the touch of an icon.
- Muscle control uses specific muscle signals called triggers to instruct the hand to activate a specific grip
- 12 different automated grip options available.
- Auto-Grasp™ – anti drop safety feature for added reassurance
- Biosim™ and My i-Limb™ Apps
- Available in 4 sizes – extra small, small, medium and large
- Multiple covering options available



The i-Limb Access is also available with titanium strengthened fingers, which increase the carry load by 50%. Available in the sizes S / M and L.

### CONTROL METHODS



TRIGGERS  
MUSCLE CONTROL



QUICK GRIPS  
APP CONTROL

Device Weight			
	Extra Small	Small	Medium/Large
QWD	432g	468g	478g
WD	392g	428g	438g
Flexion Wrist	532g	568g	578g
Friction Wrist	427g	463g	473g

Technical Information	
Voltage	7.4 V (nominal)
Max. Current	5 A
Battery Capacity	Rechargeable lithium polymer; 7.4 V (nominal); 2000 mAh capacity; 1300 mAh capacity
Max. hand load limit (static limit)	40kg (Extra Small) 90kg (Small/Medium/Large)
Finger carry load (static limit)	20kg (Extra Small) 32kg (Small/Medium/Large)
Time from full open to full close	0.8 seconds

## i-LIMB® ACCESS

### i-LIMB ACCESS PACKAGES

i-LIMB ACCESS PACKAGES		
TBX50420	i-Limb Access	PK i-Limb NA Access QWD
TBX50421	i-Limb Access	PK i-Limb NA Access WD
TBX50424	i-Limb Access	PK i-Limb NA Access Flexion
TBX50425	i-Limb Access	PK i-Limb NA Access Friction
TBX50422	i-Limb Access - Titanium	PK i-Limb NA Access Titanium QWD
TBX50423	i-Limb Access - Titanium	PK i-Limb NA Access Titanium WD
TBX50426	i-Limb Access - Titanium	PK i-Limb NA Access Titanium Flexion
TBX50427	i-Limb Access - Titanium	PK i-Limb NA Access Titanium Friction

All packages include:

- Socket Kit
- Battery
- Mains Charger
- Car Charger
- 2 i-Limb Skin Active/TS
- 4 i-Limb Skin Contour/TS
- Years 1 & 2 Touch Care Warranty

#### TOUCH CARE WARRANTY EXTENSION\*

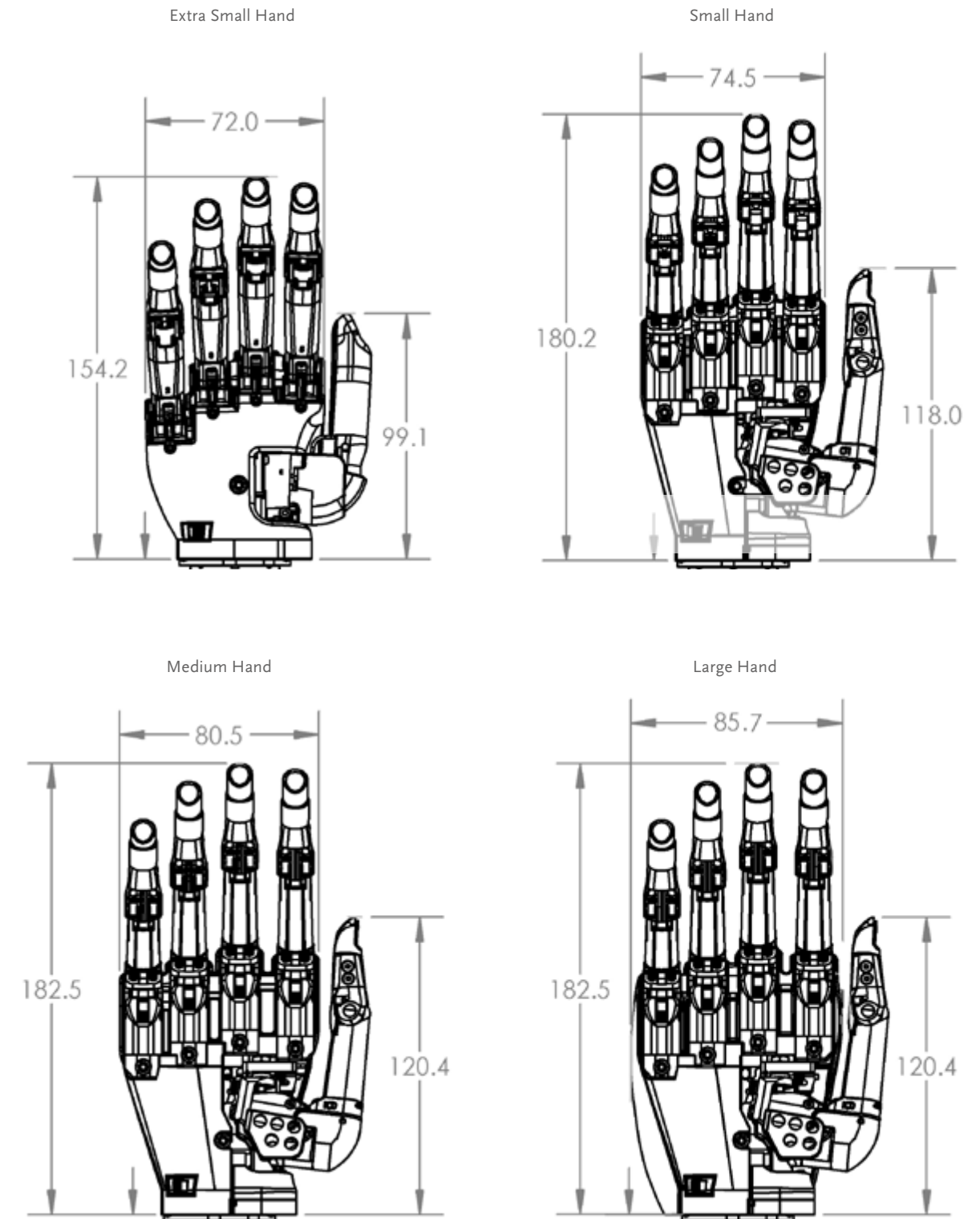
TBX50173	Year 3
TBX50174	Year 4
TBX50175	Year 5

\* Years 1 & 2 touch care warranty is included in the packages

## i-LIMB®

### DIMENSIONS

Not to scale; lengths in mm



## i-LIMB®

### WRIST OPTIONS

The i-Limb hand range is available with a variety of wrist options

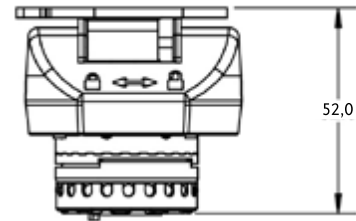
#### Flexion Wrist

The Flexion Wrist offers passive wrist flexion and extension with the ability to lock it in 5 positions; +40° +20° 0° -20° -40°. The wrist is locked/unlocked with a simple magnetic lock.

Shock absorption is provided reducing forces transferred to the residual limb.

The Flexion Wrist offers the user the ability to complete functional daily activities more comfortably with a reduction in compensatory movements.

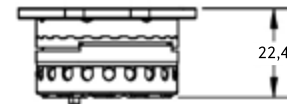
Weight: 161 g



#### Quick Wrist Disconnect

Quick Wrist Disconnect (QWD) offers manual wrist rotation. The hand can be easily fitted to and removed from the prosthesis by the user.

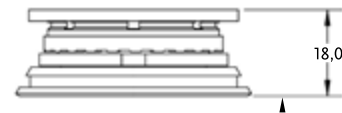
Weight: 54 g



#### Friction Wrist

Friction Wrist is suitable for individuals with a long residual limb, offering manual wrist rotation. The hand cannot be removed from the prosthesis by the user.

Weight: 49 g

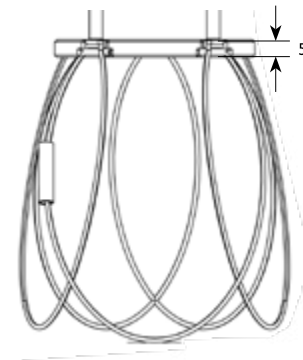


#### Wrist Disarticulation

Wrist disarticulation (WD) is the lowest profile attachment, making it ideal for users with a long residual limb.

A lamination basket is fabricated directly to the socket. No rotation of the hand is possible, and the user is not able to remove the hand from the prosthesis.

Weight: 17 g



## i-LIMB® WRIST

The i-Limb Wrist and i-Limb Quantum hand together offer new levels of functionality to the user.

Suitable for individuals with transradial level absence.

- Simultaneous wrist rotation upon grip selection eliminates the requirement to position the hand and wrist separately
- Smart control allows the user to directly rotate their wrist from their individual muscle actions
- Conventional rotational control methods of co-contraction and High/Low are also available
- Speed boost
- Set up via Biosim app on iPad
- Dual site digital electrodes (compact and remote options available)
- Expansion ring fitment into socket
- i-Limb Wrist also compatible with i-Limb Ultra and i-Limb Access hands - in which case the simultaneous rotation feature is not available



### CONTROL METHODS



SMART CONTROL



HIGH / LOW



CO-CONTRACTION

Code	Description
TBX50547	i-Limb Wrist Kit with compact electrodes
TBX50548	i-Limb Wrist Kit with remote electrodes
Note: Kit includes i-Limb Wrist, fabrication dummies, torque driver and digital electrodes	
PL544009	Digital electrode kit: compact
PL544008	Digital electrode kit: remote

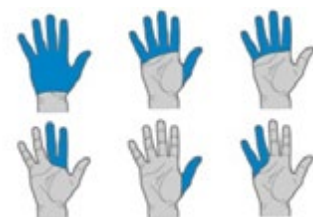
Technical Information	
Weight:	160g
Length to wrist face	56mm

Code	Description
TBX50524	Touch Care Warranty i-Limb Wrist Year 3
TBX50525	Touch Care Warranty i-Limb Wrist Year 4
TBX50526	Touch Care Warranty i-Limb Wrist Year 5



## i-DIGIT™ FEATURE OVERVIEW

i-Digits™ Quantum	i-Digits™ Access
Compliant Grip with proportional control	Compliant Grip with proportional control
Manually Rotatable Thumb	Manually Rotatable Thumb
Gesture Control I-Mo™ Technology	
App Control Quick Grips™	App Control Quick Grips™
Muscle Control Triggers	Muscle Control Triggers
Proximity Control Grip Chips™	
20 automated grips	12 automated grips
12 Custom My Grips™	
Speed & strength boost	
Vari-Grip	Pulsing
Auto-Grasp	Auto-Grasp
Hand health check via Biosim/my i-Limb app	Hand health check via Biosim/my i-Limb app
XS, M	XS, M
Touch Care Warranty (up to 5 years)	Touch Care Warranty (up to 5 years)



Suitable candidates present with partial hand loss where the level of loss or deficiency is distal to the wrist and proximal to the metacarpophalangeal joint.

## i-DIGITS™ QUANTUM

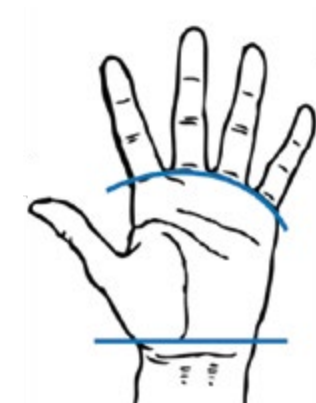
i-Digits Quantum is a customised prosthetic device for individuals with partial hand loss or deficiency.

i-Digits Quantum is appropriate for partial hand absence. Suitable candidates present with partial hand loss where the level of loss or deficiency is distal to the wrist and proximal of the metacarpophalangeal joint. Anywhere from one to five digits can be replaced.

i-Digits Quantum incorporates i-Mo technology, enabling grips to be accessed by moving the i-Digits Quantum in one of four directions.

- Fully customised prosthesis for partial hand loss or absence
- Anywhere from 1 to 5 digits can be replaced
- Up to 32 grips available
- Self-contained wristband houses batteries & microprocessor
- Digits move independently and work in conjunction with remaining fingers
- Vari-Grip™ feature for additional grip strength
- Auto Grasp™ anti-drop feature for added reassurance
- Boost speed and strength by up to 30% with Biosim My i-Limb™ App

Gesture control enables an automated grip to be accessed by moving the i-Digits Quantum in one of four directions.



### CONTROL METHODS



I-MO™  
GESTURE CONTROL



TRIGGERS  
MUSCLE CONTROL



QUICK GRIPS™  
APP CONTROL



GRIP CHIPS™  
PROXIMITY CONTROL



## i-DIGITS™ QUANTUM

### i-DIGITS QUANTUM PACKAGES

i-DIGITS QUANTUM PACKAGES		
TBX50008	i-Digit Quantum	i-Digit Quantum 1 digit
TBX50016	i-Digit Quantum	i-Digit Quantum 2 digit
TBX50024	i-Digit Quantum	i-Digit Quantum 3 digit
TBX50032	i-Digit Quantum	i-Digit Quantum 4 digit
TBX50040	i-Digit Quantum	i-Digit Quantum 5 digit

All packages include:

- Fabrication Items
- Wristband & Bellows Assembly
- 3 Tip Coverings per digit
- Remote LP Electrodes or FSRs
- iPod Touch
- Battery
- Mains Charger
- Car Charger
- Years 1 & 2 Touch Care Warranty

Variable contents include:

- Left or right side knuckle mounting plate
- All necessary tools for assembly and repair

TOUCH CARE WARRANTY EXTENSION*	
TBX50173	Year 3
TBX50174	Year 4
TBX50175	Year 5

\* Years 1 & 2 touch care warranty is included in the packages

## i-DIGITS™ ACCESS

i-Digits Access is a customised prosthetic device for individuals with partial hand loss or deficiency.



i-Digits Access is appropriate for partial hand absence. Suitable candidates present with partial hand loss where the level of loss or deficiency is distal to the wrist and proximal of the metacarpophalangeal joint. Anywhere from one to five digits can be replaced.

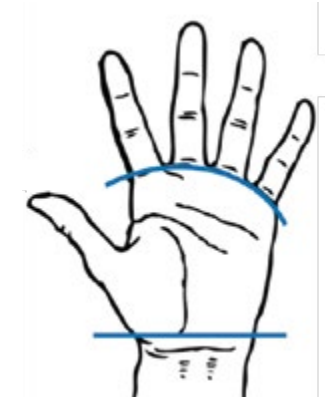
i-Digits Access offers a functional partial hand solution.

- Fully customised prosthesis for partial hand loss or absence
- Anywhere from 1 to 5 digits can be replaced
- Up to 12 grips available
- Self-contained wristband houses batteries & microprocessor
- Digits move independently and work in conjunction with remaining fingers



### CONTROL METHODS

-  TRIGGERS  
MUSCLE CONTROL
-  QUICK GRIPS  
APP CONTROL



## i-DIGITS™ ACCESS

### i-DIGITS ACCESS PACKAGES

i-DIGITS ACCESS PACKAGES		
TBX50006	i-Digit Access	i-Digit Access 1 digit
TBX50014	i-Digit Access	i-Digit Access 2 digit
TBX50022	i-Digit Access	i-Digit Access 3 digit
TBX50030	i-Digit Access	i-Digit Access 4 digit
TBX50038	i-Digit Access	i-Digit Access 5 digit

All packages include:

- Fabrication items
- Wristband & Bellows Assembly
- Digit Tip Coverings
- Remote LP Electrodes or FSRs
- Battery
- Mains Charger
- Car Charger
- Years 1 & 2 Touch Care Warranty

Variable contents include:

- Left or right side knuckle mounting plate
- All necessary tools for assembly and repair

TOUCH CARE WARRANTY EXTENSION*	
TBX50173	Year 3
TBX50174	Year 4
TBX50175	Year 5

\* Years 1 & 2 touch care warranty is included in the packages

## i-DIGITS™

### DIMENSIONS

i-Digits are available in extra small and medium sizes.

The extra small mounting plate is 67 mm wide, with a straight digit alignment.

The medium mounting plate is 73 mm wide, with a splayed digit alignment.

	Thumb	Index	Middle	Ring	Little
Extra Small	5	5	5	3	2
Medium	5	6	6	5	3



These configurations provide the optimal digit arrangement and functionality for individuals within the advised fitting guidelines.


### INPUT OPTIONS

A range of input options are available for i-Digits allowing the optimum option for the individual user to be utilised.

#### LP remote electrodes

Low profile gold domes, conform well to the shaping of the residual hand for improved comfort. Suspension piece is fabricated within the silicone socket. This provides the optimum suspension and spacing of the electrode domes. Two domes are positioned together for the muscle site, and one single shared ground dome can be used for dual site control.


Picture	Code	Description
1.	PL441012	LP Remote Electrode Kit
	SA441080	Check Socket Remote Electrode



#### FSR (Force Sensing Resistor)

Very thin touch pad which the user physically moves a part of their residual hand against the pad. Most useful when a short finger remnant is present.

Picture	Code	Description
	SA441092	FSR for i-Digits (small)
2.	SA441093	FSR for i-Digits (large)



#### Compact Electrodes

Compact electrodes provide a traditional electrode design for use within i-Digits.

Code	Description
PL441029	Compact Electrode kit i-Digits

## i-DIGITS™

### ACCESSORIES

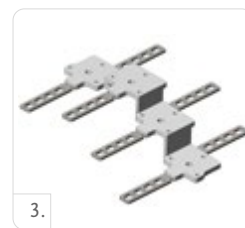
#### Batteries and Chargers

Picture	Code	Description
1.	SA069313	800mAh battery
	PL069380	i-Digits Car Charger DC socket
	069504	i-Digits Charger DC input plug - Australia
	PL069340	i-Digits Battery Charger base unit
2.	069331	i-Digits Power Supply Unit (must be ordered with input plug)



#### Assembly Accessories

Picture	Code	Description
	SA441036	i-Digits RH mounting knuckle plate assembly - extra small
3.	SA440003	i-Digits LH mounting knuckle plate assembly - extra small
	SA069406	i-Digits RH mounting knuckle plate assembly - medium
	SA069405	i-Digits LH mounting knuckle plate assembly - medium
4.	PL441052	Thumb pivot assembly
	069227	Thumb angled mounting plate
	PL441056	Single wired knuckle assembly
	SA400074	Ratchet Strap + Screws + Shoulder Insert Assembly
	PL177004	Repair tool kit T6 with torque driver



#### Bellows Assembly

Code	Description
SA441040	i-Digits Electrode Bellows Assembly 50Hz
SA441078	FSR Bellows Assembly for i-Digits

#### Digit Tips

Code	Description	Code	Description
441031	i-Digits Cover Size 2 black	441085	i-Digits Cover Size TS 5 clear
441082	i-Digits Cover Size 2 clear	441035	i-Digits Thumb Cover black
441032	i-Digits Cover Size 3 black	441088	i-Digits Thumb Cover clear
441083	i-Digits Cover Size 3 clear	441076	i-Digits Cover Size 6 black
441033	i-Digits Cover Size 5 black	441086	i-Digits Cover Size 6 clear
441084	i-Digits Cover Size 5 clear	441077	i-Digits Cover Size TS 6 black
441034	i-Digits Cover Size TS 5 black	441087	i-Digits Cover Size TS 6 clear

## VIRTU-LIMB™

Virtu-Limb is a wireless simulation and training product for myoelectric upper limb prostheses.

Virtu-Limb can be used for a variety of purposes:

- Measuring clients' myoelectric signals to determine the best muscle sites for their prosthesis
- Training clients how to control their muscle signals
- Training clients how to use automated grips
- Connect to Biosim™ or My i-Limb™ software
- Use muscle signals to control virtual hand on software
- Attach i-Limb hand to demonstrate i-Limb products to clients

Code	Description
PL189003	Virtu-Limb Kit - Australia
SA188010	Virtu-Limb FSR Touchpad
PL189001	Virtu-Limb Compact Electrode Kit (50 Hz) - 2 supplied
SA188042A	Electrode Extension Assembly



Virtu-Limb™ to measure myoelectric signals



## DEMO-LIMB™

Demo-Limb is a portable demonstration and user training tool. Any i-Limb® hand with a QWD wrist connection can be attached to the Demo-Limb and controlled via FSRs or electrodes to demonstrate how the i-Limb hands work.

FSRs are useful for demonstrating the functions of the i-Limb hand, like gesture or muscle control.

The electrodes enable a potential i-Limb user to utilise their muscle sites and control the i-Limb hand offering a product demo for potential users as well as a demonstration and testing of grips.

The i-Limb hand can be linked to Biosim™ or my i-Limb to allow programming, use of Quick Grips and review of users signals using the real time graph.

With an i-Limb Quantum hand the Demo-Limb™ is particularly useful for activation of gesture control.

Features of the Demo-Limb:

- Two FSR's to simulate open and close signals programmable for co-contraction, double and triple impulse
- Possibility to connect electrodes for control
- Ability to demonstrate gesture control, muscle control, app control and proximity control
- QWD connection
- Exchangeable battery

Code	Description
PL071000	Demo-Limb

Demo-Limb is compatible with Virtu-Limb electrodes and Power Pack batteries.

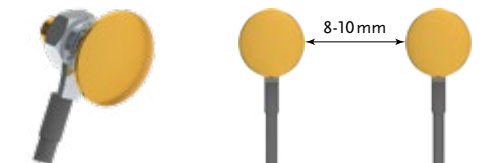
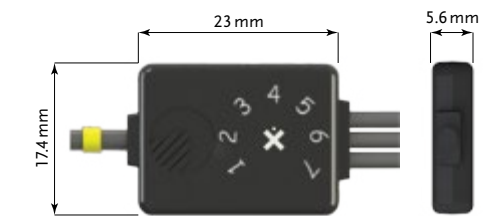


## ELECTRODES

### REMOTE ELECTRODES

- For use with all i-Limb® hands
- Can offer improved comfort within the socket as closely follow the contours of the residual limb
- Gold-plated domes for optimised EMG signal
- 50Hz
- Dimensions 23 mm x 17.4 mm x 5.6 mm
- 10mm diameter electrode domes
- Optimum electrode dome spacing is 8-10 mm
- Gain selection, 1-7. For optimal performance, 4 is the recommended setting
- Gain and threshold can be adjusted through Biosim™

Code	Description
PL069466	50 Hz single site remote Electrode Kit, 300 mm cable
PL069468	50 Hz single site remote Electrode Kit, 600 mm cable



The improvement in EMG amplitude is greater than 20% when using gold-plated electrodes.




## ELECTRODES

### COMPACT ELECTRODES

- For use with all i-Limb® hands
- Medical grade stainless steel electrode contacts
- 50 Hz
- Protection against dust and water spray, compliant with IP64
- Dimensions 26.8 mm x 18.4 mm x 9.7 mm
- Gain selection 1-7
- Gain and threshold can be adjusted using Biosim™ software

#### Additional Kit Contents:

- Lamination and thermoplastic dummies
- Electrode cable (choice of 300 mm or 600 mm) and insulated displacement connector
- Electrode gain adjustment tool
- Socket attachment screws and anchors



Code	Description
PL091050	Compact Electrode Kit, 50 Hz (300 mm cable)
PL091127	Compact Electrode Kit 50 Hz (600 mm cable)
PL091029	3-way cable 300 mm
PL091030	3-way cable 600 mm



## CHARGERS & BATTERIES

### MAGNETIC CHARGER PORT

- Touch sensitive on/off switch.
- LED battery indicator with low level warning light
- Fail-safe feature - battery reserve prevents hand locking in closed position

Touch Solutions batteries are required for use with i-Limb® hands. 2,000mAh and 1,300mAh dual cell batteries are offered.



Code	Description
PL000290	Magnetic Charge Port, including Cable Adaptor
PL000335	2000mAh battery
PL000336	1300mAh battery

		i-Limb 1300mAh Battery	i-Limb 2000mAh Battery
Capacity		1300mAh	2000mAh
Battery Dimensions	Length	70 mm	80 mm
	Width	35 mm	44 mm
	Height	6 mm	7.5 mm
Application		Moderate Use	Heavy Use

### CHARGERS

Only approved chargers should be used with products from the Touch Solutions range.

Picture	Code	Description
1	PL000291	Mains Charger Power Supply Unit (also order mains cable)
	000315	Mains Cable with Aus plug
2	PL000292	Car Charger



## CHARGERS & BATTERIES

### i-LIMB® POWER PACK

The i-Limb Power Pack is for users who want the ability to easily replace batteries and are offered with or without a switch block.

Battery housing is fabricated on the outside of socket, allowing for easy access to replace the batteries.

Replaceable battery kits include the following items:

- 1 dual battery housing unit
- 4 Removable 800mAh batteries with low battery LED indicator; battery LED will glow RED when batteries are below 10% charge
- 2 Battery housing dummies
- Dual battery charger base unit
- Wall charging unit
- 2 Battery Pull cords. Beneficial for bi-lateral users, the battery pull cord provides a simple solution for removing the battery from the socket.
- Car Charger



Dual battery housing unit

800mAh battery



Charger base unit

Wall charger

Code	Description
PL238149	Replaceable Battery Assembly Kit
PL238163	Replaceable Battery Assembly Kit w/ switch block

## i-LIMB®

### ACCESSORIES

#### Grip Chips™

Can be used to store grips or favourites for i-Limb® and i-Digits™.

Picture	Code	Description
1	PL238300A	Grip Chips Starter Kit & App Activation

#### Toolkit

Required for maintenance of the i-Limb® hand.

Code	Description
PL177001	Repair Tool Kit T10
PL177002	Repair Tool Kit T6
PL177003	Repair Tool Kit T8
PL177004	Repair Tool Kit T6 with torque driver

#### Coupling Piece & Coaxial Plug

For QWD connection.

Picture	Code	Description
2	PL091032	Coupling piece
3	PL091036	4-way Coaxial Plug

#### Lamination Ring

For lamination into prosthesis for QWD connection.

Picture	Code	Description
4	089003	Lamination Ring 50 mm
	091037	Lamination Ring 45 mm

#### QWD Tool

Required for assembly of a QWD.

Picture	Code	Description
5	MP091084A	Quick Wrist Disconnect (QWD) tool

#### WD Lamination Plate-Basket Assembly

For lamination into prosthesis with WD connection.

Picture	Code	Description
6	SA149003	WD Lamination Plate/Basket Assembly

#### Electrode Kits


Code	Description
PL091067	Single Site Socket Component Kit, including one Electrode Kit
PL091068	Dual Site Socket Component Kit, including two Electrode Kits

#### Dynamic Fitting Frame

Fitting frame for optimal prosthetic alignment.

Code	Description
TBX50306	Dynamic Fitting Frame

Code	Description
TBX50173	Touch Care Warranty i-Limb / i-Digits Year 3
TBX50174	Touch Care Warranty i-Limb / i-Digits Year 4
TBX50175	Touch Care Warranty i-Limb / i-Digits Year 5



## COVERINGS

### i-LIMB® SKIN ACTIVE AND TS COVERS

The i-Limb Skin Active cover is designed for the i-Limb hands and will fully cover the hand. The palm and inner surface of the cover provide some frictional properties for slip resistance when gripping. The back of the glove is smooth to allow the hand to easily move through sleeves of clothing.

The i-Limb Skin Active TS allows users to use touchscreen devices such as smartphones or tablets with compatible i-Limb prostheses.

Note: for large i-Limb hands order medium covering.



#### i-Limb Skin Active Codes

Code	Description
PL353002	i-Limb Skin Active RH extra small Clear
PL353003	i-Limb Skin Active LH extra small Clear
PL353000	i-Limb Skin Active RH extra small Black
PL353001	i-Limb Skin Active LH extra small Black
092025	i-Limb Skin Active RH small Clear
092026	i-Limb Skin Active LH small Clear
092029	i-Limb Skin Active RH small Black
092030	i-Limb Skin Active LH small Black
092023	i-Limb Skin Active RH medium Clear
092024	i-Limb Skin Active LH medium Clear
092027	i-Limb Skin Active RH medium Black
092028	i-Limb Skin Active LH medium Black
TBX50045	i-Limb Skin Active (black or clear) x 4

#### i-Limb Skin Active TS Codes

Code	Description
PL380002	i-Limb Skin Active RH extra small Clear TS
PL380003	i-Limb Skin Active LH extra small Clear TS
PL380000	i-Limb Skin Active RH extra small Black TS
PL380001	i-Limb Skin Active LH extra small Black TS
MP092025	i-Limb Skin Active RH small Clear TS
MP092026	i-Limb Skin Active LH small Clear TS
MP092029	i-Limb Skin Active RH small Black TS
MP092030	i-Limb Skin Active LH small Black TS
MP092023	i-Limb Skin Active RH medium Clear TS
MP092024	i-Limb Skin Active LH medium Clear TS
MP092027	i-Limb Skin Active RH medium Black TS
MP092028	i-Limb Skin Active LH medium Black TS
TBX50047	i-Limb Skin Active TS (black or clear) x 4



## COVERINGS

### i-LIMB® SKIN CONTOUR AND TS COVERS

The i-Limb Skin Contour cover is a soft silicon glove that is anatomically shaped and is equipped with a slip coating inside for ease of donning & doffing.

The thicker tips and looser fitting on the i-Limb hand provides increased durability.

The i-Limb Skin Contour cover is available in 2 colors: clear and black.

Also available with Touch Screen (TS) option.

Note: for large i-Limb hands order medium covering.



#### i-Limb Skin Contour codes

Code	Description
PL353004	i-Limb Skin Contour RH extra small Clear
PL353005	i-Limb Skin Contour LH extra small Clear
PL353014	i-Limb Skin Contour RH extra small Black
PL353015	i-Limb Skin Contour LH extra small Black
PL354004	i-Limb Skin Contour RH small Clear
PL354005	i-Limb Skin Contour LH small Clear
PL354014	i-Limb Skin Contour RH small Black
PL354015	i-Limb Skin Contour LH small Black
PL355004	i-Limb Skin Contour RH medium Clear
PL355005	i-Limb Skin Contour LH medium Clear
PL355014	i-Limb Skin Contour RH medium Black
PL355015	i-Limb Skin Contour LH medium Black
TBX50053	i-Limb Skin Contour x 4

#### i-Limb Skin Contour TS codes

Code	Description
PL380004	i-Limb Skin Contour RH extra small Clear TS
PL380005	i-Limb Skin Contour LH extra small Clear TS
PL380012	i-Limb Skin Contour RH extra small Black TS
PL380013	i-Limb Skin Contour LH extra small Black TS
PL381004	i-Limb Skin Contour RH small Clear TS
PL381005	i-Limb Skin Contour LH small Clear TS
PL381012	i-Limb Skin Contour RH small Black TS
PL381013	i-Limb Skin Contour LH small Black TS
PL382004	i-Limb Skin Contour RH medium Clear TS
PL382005	i-Limb Skin Contour LH medium Clear TS
PL382012	i-Limb Skin Contour RH medium Black TS
PL382013	i-Limb Skin Contour LH medium Black TS
TBX50054	i-Limb Skin Contour TS x 4

## COVERINGS

### i-LIMB® SKIN NATURAL COVERS

The i-Limb Skin Natural Cover is designed to be close to natural human anatomy. A color swatch is available to select the closest color match between clients natural skin color and the color of the i-Limb Skin Natural Cover. There are 18 color options for the i-Limb Skin Natural Cover.

The i-Limb Skin Natural Covers extend to just proximal to the wrist level. For coverage of the forearm section of the prosthesis, forearm sleeves are available in the corresponding colors.

Note: for large i-Limb hands order medium covering.



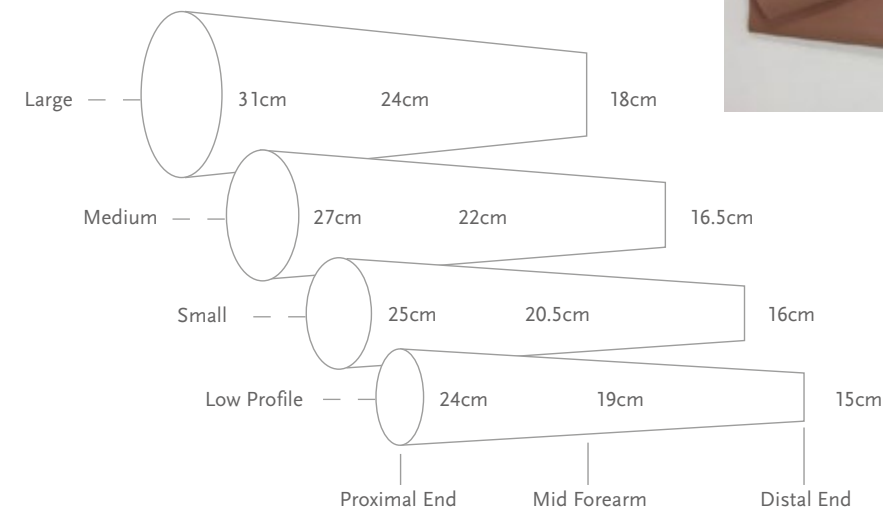
Color	Extra small		Small		Medium	
	LH	RH	LH	RH	LH	RH
1	066582	066564	066509	066491	066473	066455
2	066583	066565	066510	066492	066474	066456
3	066584	066566	066511	066493	066475	066457
4	066585	066567	066512	066494	066476	066458
5	066586	066568	066513	066495	066477	066459
6	066587	066569	066514	066496	066478	066460
7	066588	066570	066515	066497	066479	066461
8	066589	066571	066516	066498	066480	066462
9	066590	066572	066517	066499	066481	066463
10	066591	066573	066518	066500	066482	066464
11	066592	066574	066519	066501	066483	066465
12	066593	066575	066520	066502	066484	066466
13	066594	066576	066521	066503	066485	066467
14	066595	066577	066522	066504	066486	066468
15	066596	066578	066523	066505	066487	066469
16	066597	066579	066524	066506	066488	066470
17	066598	066580	066525	066507	066489	066471
18	066599	066581	066526	066508	066490	066472

## COVERINGS

### i-LIMB® SKIN NATURAL FOREARM SLEEVES

i-Limb Skin Natural Forearm Sleeves offer a cosmetic cover for the forearm section of the prosthesis, for those individuals who wish the forearm of the prosthesis to be covered. Available in 4 circumference sizes (low profile, small, medium, large) to fit the dimensions of the forearm of the prosthesis. 18 color options are available.

Forearm sleeves are 35cm long.



Color	Low Profile	Small	Medium	Large
1	066629	066628	066627	066626
2	066633	066632	066631	066630
3	066637	066636	066635	066634
4	066641	066640	066639	066638
5	066645	066644	066643	066642
6	066649	066648	066647	066646
7	066653	066652	066651	066650
8	066657	066656	066655	066654
9	066661	066660	066659	066658
10	066665	066664	066663	066662
11	066669	066668	066667	066666
12	066673	066672	066671	066670
13	066677	066676	066675	066674
14	066681	066680	066679	066678
15	066685	066684	066683	066682
16	066689	066688	066687	066686
17	066693	066692	066691	066690
18	066700	066696	066695	066694



## COVERINGS

### i-LIMB® SKIN MATCH COVERS

For the most realistic covering option possible, the i-Limb Skin Match is a fully customised silicone covering that exactly matches the user's skin tone and features.

The i-Limb Skin Match Cover extends to just proximal to the wrist level. For coverage of the forearm section of the prosthesis, an i-Limb Skin Match Forearm Cover can also be produced matching the users skin tones.



Code	Description
066006	i-Limb Skin Match Hand Cover
066448	I-Limb Skin Match Forearm Sleeve
066449	I-Limb Skin Match Hand Covering including Custom Forearm Sleeve

## LIVINGSKIN™

### OVERVIEW

A Livingskin prosthesis is designed to be unnoticed.


Hand crafted from high definition silicone and hand painted to match skin tone and appearance, our Livingskin prostheses are very realistic. We take care to ensure that the detail of these prostheses is remarkable, introducing features such as freckles and hair.

In addition to the realistic appearance of our Livingskin products, it is important to remember that passive prostheses like these still have important functional capabilities. This includes actions such as pushing, pulling, stabilising, supporting, light grasping and typing.



#### Livingskin Fingers

Codes	Description
066453	Partial Finger
066026	1 Finger
066029	2 Fingers
066039	3 Fingers
066040	4 Fingers
066134	5 Fingers
066135	Finger Band



#### Livingskin Hands

Codes	Description
066014	Partial Hand
066015	Full Hand



#### Livingskin Arms

Codes	Description
066703	Wrist Disarticulation Passive
066016	Transradial Passive to Elbow
066017	Transhumeral Passive to Axilla
066454	Shoulder Disarticulation Passive



#### Livingskin Feet

Codes	Description
TBX50374	Prosthesis Foot Partial DCM
066127A	Derma Hair Foot / Partial Foot
066130A	Prosthesis One Toe DCM
066131A	Prosthesis Two Toe DCM
066132A	Prosthesis Three Toe DCM
066133A	Prosthesis Four Toe DCM
066136A	Prosthesis Full Foot DCM
TBX50404	Five Toe Prosthesis





## LIVINGSKIN™

### ACCESSORIES

Codes	Description
TBX50160	SeasonGuard
066443	Dermahair - Finger
066065	Dermahair - Hand
066442	Dermahair - Arm
TBX50059	Dermahair - Transradial
092039	Extra Silicone Material - per 1 lb Tube
TBX50181	Orthotic Device (including Thumb Stabiliser)
TBX50135	Pronation/Supination Wrist Component
TBX50070	Flexion/Extension Wrist Component
TBX50166	Slipcoat



## INVENTORS

### ICEROSS® LINERS

Iceross stands for Icelandic Roll-On Silicone Socket. It was developed by Össur Kristinsson, a prosthetist and prosthetic user, as an alternative suspension system to more conventional methods. It functions to protect the skin, enhance comfort by reducing pressure peaks within the socket, and to eliminate motion between the socket and residual limb. Iceross is available in a range of suspension designs to suit different residual limbs and lifestyles.



Össur Kristinsson

#### WHY ICEROSS?

**COMFORT** - All Iceross interface systems are made exclusively from a variety of densities of silicone. Silicone has a proven history of use in the medical field because of its unique material properties. The properties provide benefits such as cushioning for bony and sensitive areas, high elasticity to enable ease of conformity to most residual limb shapes, and high tear strength for increased durability.

**PROTECTION** - Iceross has been designed to function in a way similar to a compression stocking, i.e. by improving blood circulation while controlling swelling. It also protects skin and newly formed or sensitive scar tissue by reducing potentially damaging shear forces.

**SUSPENSION** - Iceross liners offer 3 different suspension methods; the Iceross Seal-In, Locking and Cushion liners so it is easy to find something that will suite your patient needs.

### TOTAL KNEE®

Total Knee was the brain-child of Swedish inventor Finn Gramnas. Unhappy with the heavy and unwieldy prosthesis his six-year-old daughter was being offered in 1986, he retired to his garage and began inventing something far superior. Perhaps the world's youngest R&D specialist, Lisa Gramnas helped her father fine-tune dozens of prototypes for the Total Knee.



Finn & Lisa Gramnas

#### WHY THE TOTAL KNEE?

The uniqueness of the Total Knee is the Geometric Lock, which keeps the knee from collapsing when it is in full extension. Its polycentric design imitates natural knee motion, while the adjustable "stance-flex bumper" acts as a shock absorber, simulating the flexing action that occurs in the normal knee while walking or running.

### MAUCH KNEE®

A German scientist and engineer, Hans Mauch was fascinated by the field of rehabilitative medicine. From the late 1950s he devoted his energies to prosthetic development. Building on studies sponsored by America's Veterans Administration, he collaborated with fellow scientist Ulrich Henschke to design the Mauch hydraulic knee system.



Hans Mauch

#### WHY THE MAUCH KNEE?

Mauch's progressively designed hydraulic systems provide amputees with a less strenuous and more controlled means of ambulation on varied terrains and in sports activities. From running, to walking step over step down stairs, Mauch offers a smooth natural gait and a high level of flexibility for more active lifestyles.

## INVENTORS

---

### FLEX-FOOT®

Flex-Foot was first introduced in 1984 by prosthetic user, research prosthetist, and inventor Van Phillips. Two critical breakthroughs made these products unique and revolutionized the everyday aspirations of amputees. The first, energy storage and release, is a function inherent in the patented carbon fiber design of Flex-Foot. The second, vertical shock absorption, enables a more natural gait and protects the sound limb and remaining joints of the amputated limb from excessive shock.



Van Phillips

### WHY FLEX-FOOT?

Different functions are available within the Flex-Foot range to suit individual needs. All models offer significant advantages over conventional prosthetic feet. Twenty years of scientific material research lead to this unparalleled design, making Flex-Foot the ideal choice for durability, comfort and performance.

## GENERAL INFORMATION

---

### WE ARE HERE TO HELP

If you need advice on Össur product selection, there are a number of ways in which we can help:

#### SELECTION CHARTS

These are available online at [www.ossur.com.au](http://www.ossur.com.au) and in wall chart format. Contact your Össur customer service representative for wall charts.

#### SALES MANAGERS, CUSTOMER SERVICE AND TECHNICAL SERVICE

Our sales managers, customer service and technical service teams are always happy to advise and assist. For contact details visit [www.ossur.com.au](http://www.ossur.com.au) and check the customer service pages for your location. Technical experts are also available online.

We hope the clear layout of our catalogue will easily guide you through this comprehensive range of products. Should you need any assistance, feel free to contact our customer service team or visit our website, [www.ossur.com.au](http://www.ossur.com.au).

## TERMS OF SALE AND POLICIES

### HOW TO ORDER

Össur part numbers and item descriptions must be included on all orders.

### PRICES AND PAYMENT TERMS

For price and payment terms please refer to our current Price List.

### RETURNS, ADJUSTMENTS AND CREDITS

Please inspect all orders immediately upon receipt. In the event of items being ordered or shipped in error, please notify the customer service department.

### SINGLE PATIENT USE

Össur products and components are designed and tested to ISO 10328. Compatibility and compliance with this standard is achieved only when Össur products and components are used with other recommended Össur or authorised components. If unusual movement or product wear is detected in a structural part of a prosthesis at any time, the patient should be instructed to immediately discontinue use of the device and consult his/her clinical specialist. This product has been designed and tested based on single patient usage. It is a single-use device and should never be used by multiple patients. If any problems occur with the use of this product, immediately contact your Össur representative.

## WARRANTY PROCEDURE

All Össur products are guaranteed to be free of defects in materials and workmanship upon purchase. Any product found to be defective under normal and correct use will be replaced at no charge with the same item. If an item needs to be replaced under warranty, the replacement item will ship as soon as possible and the full retail cost will be invoiced. Upon receipt of the warranty item, a credit will be given under the terms that apply.

BIONIC TECHNOLOGY BY ÖSSUR	LIMITED WARRANTY
Power Knee	72 Months*
Proprio Foot	60 Months*
Rheo Knee	60 Months*
Rheo Knee XC	60 Months*

**LINERS AND SLEEVES LIMITED WARRANTY**  
 Össur liners and sleeves can be returned for full credit within 30 days as long as the “sealed” bag has not been opened or when applicable, hygienic seal has not been broken. Any components that have been removed from this bag will not be accepted for credit and will be returned to the customer at the customer’s expense.

Iceross Seal-In X-Classic	6 Months
Iceross Seal-In X-Grip	6 Months
Iceross Seal-In X-Volume	6 Months
Iceross Transfemoral Seal-In	6 Months
Iceross Transfemoral Locking	6 Months
Iceross Upper-X Locking	6 Months
Iceross Seal-In X (TT)	6 Months
Iceross Seal-In X (TT) Seals	6 Months
Iceross Seal-In X5 (TT)	6 Months
Iceross Seal-In V	6 Months
Iceross Dermo Locking/Cushion/Seal-In	6 Months
Iceross Synergy Locking/Cushion	9 Months
Iceross Comfort Locking/Cushion	6 Months
Iceross Original Locking (with cover)	6 Months
Iceross Original Locking (without cover)	6 Months
Iceross Sport Locking	9 Months
Iceross Activa with Tibiaguard	9 Months
Iceross Post-Op	6 Months
Iceross Curvemaster	12 Months
Össur Rigid Dressing (ORD)	2 Months
Iceross Junior Locking	6 Months
Distal Cup	12 Months
Iceross Sleeve	3 Months
Iceflex Balance	1 Month
Connect TF	24 Months
Sensitive Locking	6 Months
Protect Locking/Cushion	6 Months
Relax Locking/Cushion	6 Months
AKOS	6 Months
Relax TF	6 Months
4Seal Classic	6 Months
Genu Sleeve	3 Months
Comfort SCS	3 Months
Night Care Socks	3 Months
Volume Compensation Socks	3 Months

UNITY VACUUM SUSPENSION SYSTEM	LIMITED WARRANTY
Unity Pump Kit	24 Months
Membrane	12 Months

**FEET LIMITED WARRANTY**  
 Össur provides each prosthetic foot with a 60-Day Trial Period. If the amputee is dissatisfied with the prosthetic foot for any reason, the prosthetist can return it to Össur for a full refund within 60 days from the invoice date. For a detailed description of how to return products see Terms of Sale and Policies.

Re-Flex Shock	36 Months
Re-Flex Rotate	36 Months
Torsion Shock Adaptor	36 Months
Vari-Flex Modular	36 Months
Vari-Flex	36 Months
Pro-Flex	36 Months
Pro-Flex XC	36 Months
Pro-Flex LP	36 Months
Pro-Flex XC Torsion	36 Months
Pro-Flex LP Torsion	36 Months
Pro-Flex LP Align	24 Months
Talux	36 Months
LP Vari-Flex	36 Months
Flex-Foot Assure	36 Months
Balance Foot J	24 Months
Flex-Foot Balance	12 Months
Flex-Foot Balance with DP-Flexion	12 Months
Flex-Symes	36 Months
Chopart	24 Months
Flex-Run With Nike Sole	12 Months
Cheetah Xplore	36 Months
Cheetah Xpanse	12 Months
Cheetah Xcel	12 Months
Cheetah Xceed	12 Months
Flex-Foot Cheetah Xtreme	12 Months
Flex-Foot Cheetah Xtend	12 Months
Flex-Foot Cheetah	12 Months
Vari-Flex Junior	18 Months
Flex-Foot Junior	18 Months
Cheetah Junior	18 Months
Cheetah Xplore Junior	18 Months
Flex Run Junior	18 Months
Foot Cover	2 Months
Pro-Flex Foot Cover	6 Months
FSE and FSL Foot Covers	6 Months
Nike Sole	2 Months
Nike Spike Pad	2 Months
Foam Heel Counter and Sole	6 Months

MAUCH KNEE	LIMITED WARRANTY
Mauch Knee	24 Months
Mauch Knee Plus	24 Months

CHEETAH KNEE	LIMITED WARRANTY
Cheetah Knee	18 Months

\* 1, 2 or 3 year extended warranties on Bionic devices are available for purchase, contact Össur Customer Service for options and prices. Maximum total warranty period is 5 years, must be purchased within one year of original purchase date.

## WARRANTY PROCEDURE

<b>TOTAL KNEE</b>	<b>LIMITED WARRANTY</b>
Total Knee 1900	24 Months
Total Knee 2000	24 Months
Total Knee 2100	24 Months
Total Knee Junior	24 Months
OP2 Knee	24 Months
OP4 Knee	24 Months
OP5 Knee	24 Months
OHP3 Knee	24 Months
OH5 Knee	24 Months
OH7 Knee	24 Months
Paso Knee	24 Months
<b>BALANCE KNEE</b>	<b>LIMITED WARRANTY</b>
Balance Knee OFM2	24 Months
<b>LOCKING KNEE</b>	<b>LIMITED WARRANTY</b>
Locking Knee	12 Months
<b>ICELOCK</b>	<b>LIMITED WARRANTY</b>
Icelock 100 Series	12 Months
Icelock 200 Series	12 Months
Icelock 300 Series	12 Months
Icelock 400 Series	12 Months
Icelock 500 Series	6 Months
Icelock 544 Series	6 Months
Icelock 562 Series	6 Months
Icelock 600 Series	12 Months
Icelock 700 Series	12 Months
<b>STANDARD ADAPTERS</b>	<b>LIMITED WARRANTY</b>
Össur Standard Adapters	24 Months
Össur Junior Adapters	24 Months
Fixed Offset Adapters	12 Months
<b>SOCKET SYSTEMS</b>	<b>LIMITED WARRANTY</b>
Icecast Anatomy	12 Months
<b>UPPER LIMB</b>	<b>LIMITED WARRANTY</b>
I-Limb Access	24 Months*
I-Limb Ultra	24 Months*
I-Limb Quantum	24 Months*
I-Digits Access	24 Months*
I-Digits Quantum	24 Months*
<b>UPPER LIMB ACCESSORIES</b>	<b>LIMITED WARRANTY</b>
I-Limb Skin Coverings	3 months
Hand Accessories	12 Months**
Demo-Limb	12 Months
Virtu-Limb	12 Months
<b>PASSIVE UPPER LIMB PROSTHETICS</b>	<b>LIMITED WARRANTY</b>
LivingSkin Passive Device	12 Months

\*Extended warranty is available to purchase, contact Össur Customer Service for options and prices. Maximum total warranty period is 5 years. Extended warranty must be purchased while device is still within warranty.

\*\*If purchased within an i-Limb or i-Digit kit, the warranty period for the kit will apply to the accessory.

## NOTES

## NOTES

---

## NOTES

---



## NOTES

---

## NOTES

---

FOLLOW ÖSSUR ON



[WWW.OSSUR.COM.AU](http://WWW.OSSUR.COM.AU)

Össur Australia - Prosthetics

TEL +61 2 8838 2800

FAX +61 2 9630 5310

[infosydney@ossur.com](mailto:infosydney@ossur.com)