










ÖSSUR LEGS TRANSFEMORAL PROSTHESIS ORDER FORM


FACILITY INFORMATION	
Company Name: <input type="text"/>	Ship to Address: <input type="text"/>
Clinician Name: <input type="text"/>	
Contact Number: <input type="text"/>	
Email: <input type="text"/>	
Purchase Order# <input type="text"/>	

REQUIRED PATIENT INFORMATION	
Patient Name: <input type="text"/>	Impact Level: <input type="checkbox"/> High <input type="checkbox"/> Med <input type="checkbox"/> Low
Weight: <input type="text"/> kg.	K-Level: <input type="checkbox"/> K1 <input type="checkbox"/> K2 <input type="checkbox"/> K3 <input type="checkbox"/> K4 <input type="checkbox"/> Left <input type="checkbox"/> Right

1. TF LINERS (check one then fill in desired sizes and options)
Limit 2 liners of same type, 2 Seal-Rings, 2 Distal Cups, 1 Sleeve - per order.

LINER OPTIONS								
TF Liners								
<input type="checkbox"/> Iceross Casting Liner*	<input type="checkbox"/> Iceross TF Liner	<input type="checkbox"/> AKOS	<input type="checkbox"/> Relax TF	<input type="checkbox"/> Relax 3C TT Cushion	<input type="checkbox"/> 4Seal Classic	<input type="checkbox"/> Seal-In X5	<input type="checkbox"/> Seal-In HSM	<input type="checkbox"/> Seal-In X
								
* casting liner is required for direct socket casting								

LINER SPECIFICATIONS	
Liner Size	Optional: Add additional liner of same type
<input type="text"/> LINER SIZE <input type="checkbox"/> Standard <input type="checkbox"/> Conical	<input type="text"/> LINER SIZE <input type="checkbox"/> Standard <input type="checkbox"/> Conical

OPTIONAL ADD-ONS	
Optional: Add Distal Cups (Limit 2)	Optional: Add Seal-Rings (Limit 2)
<input type="text"/> DISTAL CUP SIZE <input type="checkbox"/> Distal Cup 1 <input type="text"/> DISTAL CUP SIZE <input type="checkbox"/> Distal Cup 2 	<input type="checkbox"/> Seal-Ring 1 <input type="checkbox"/> Classic <input type="checkbox"/> Grip <input type="checkbox"/> Volume <input type="text"/> RING SIZE <input type="checkbox"/> Seal-Ring 2 <input type="checkbox"/> Classic <input type="checkbox"/> Grip <input type="checkbox"/> Volume <input type="text"/> RING SIZE

NOTES:
<input type="text"/>

2. SUSPENSION OPTIONS (Choose for conventional socket fabrication) Refer to section 3 for Direct Socket Suspension Options
Limit 1 lock/valve kit per order. All socket adapters and modular components are discounted at 10%.

LOCKING OPTIONS

680 Fabrication Adaption Kit



621 Ratchet Pin



651 Smooth Pin



214 Clutch



211 Clutch



200 Series Lanyard



Add Extra Pin: Long Standard Short

ICELOCK CLUTCH OPTIONS FOR TF

214 AK for left leg with release button on medial side



214 AK for left leg with release button on lateral side



214 AK for right leg with release button on lateral side



214 AK for right leg with release button on medial side



EXPULSION OPTIONS

544 Expulsion Plate Kit for Seal-In



544 Expulsion Valve Kit for Sleeves



Expulsion Valve 551
 Expulsion Valve 552



UNITY

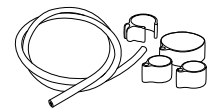
Unity TT Valve Kit
 Unity TF Valve Kit



544 Expulsion Plate Kit with Unity



Unity TF Tube Kit



Works With

544 Socket Adaptor



3-Prong
 4-Prong



3. DIRECT SOCKET SUSPENSION OPTIONS (Choose when fabricating your socket using a Direct Socket Kit)
Limit 1 lock/valve kit per order

LOCKING


621 Ratchet Pin



Requires: Modular Spacer Plate



651 Smooth Pin



Requires: Modular Spacer Plate








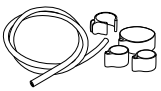




214 Clutch Lock



Add Extra Pin: Long Standard Short





3. DIRECT SOCKET SUSPENSION OPTIONS (Choose when fabricating your socket using a Direct Socket Kit)

Limit 1 lock/valve kit per order

EXPULSION		UNITY	
<input type="checkbox"/> Expulsion Valve 551 <input type="checkbox"/> Expulsion Valve 552  	<input type="checkbox"/> Expulsion Plate 	<input type="checkbox"/> Unity TT Valve <input type="checkbox"/> Unity TF Valve  	<input type="checkbox"/> 544 Unity Plate  <input type="checkbox"/> Unity TF Tube Kit 
Requires: Bottom Seal 	Requires: DS Adapter Plate 	Requires: Bottom Seal 	Requires: DS Adapter Plate 


4. OPTIONAL: DIRECT SOCKET TF KITS

Limit 1 Direct Socket Kit per order

GLASS	BASALT
  <div style="border: 1px solid black; padding: 5px; margin-top: 10px;"> <p style="text-align: center;">DISTAL CONNECTOR</p> <input type="checkbox"/> Standard <input type="checkbox"/> Large </div>	  <div style="border: 1px solid black; padding: 5px; margin-top: 10px;"> <p style="text-align: center;">DISTAL CONNECTOR</p> <input type="checkbox"/> Standard <input type="checkbox"/> Large </div>
Resin: <input type="checkbox"/> Black <input type="checkbox"/> Neutral Braid: <input type="checkbox"/> 5 inch <input type="checkbox"/> 7 inch <input type="checkbox"/> 9 inch	Black Resin: <input type="checkbox"/> 5 inch <input type="checkbox"/> 7 inch <input type="checkbox"/> 9 inch

BRIM (Select one when using a Direct Socket TF Kit)

Limit 1 with purchase of Direct Socket TF Kit

	Size: <input type="checkbox"/> 36 <input type="checkbox"/> 38 <input type="checkbox"/> 45 <input type="checkbox"/> 40 <input type="checkbox"/> 42 <input type="checkbox"/> 44 <input type="checkbox"/> 46 <input type="checkbox"/> 48.5
	<input type="checkbox"/> 51 <input type="checkbox"/> 53.5 <input type="checkbox"/> 56 <input type="checkbox"/> 58.5 <input type="checkbox"/> 61 <input type="checkbox"/> 64 <input type="checkbox"/> 67 <input type="checkbox"/> 70

5. OPTIONAL: CONNECT TF PACKAGE KIT

Limit 1 Connect TF Socket Kit per order

Connect TF Kit

Select your Size:

- Medium Short
- Medium Standard
- Large Short
- Large Standard

Left Right































































Note: Connect TF is only available as an option when purchased with Iceross TF Locking liner(s), AKOS, and Relax. One Connect TF socket kit per order. Connect TF includes integrated 200 series clutch lock.

6. ENDOSKELETAL COMPONENTS (check all that apply)

Limits apply on some components. Require a minimum of 2 units; Max 5 total components. Refer to below items;

Socket components: Limit 2; Compatible types
Pylons: Limit 2



























































Tube Clamps: Quantity limitations vary depending on choice of pylons or pylon kits
Torsion Shock Adapter: Limit 1 (when foot does not include torsion/shock adapter)

4-HOLE ADAPTERS	DOUBLE ADAPTERS	SINGLE ADAPTERS
<input type="checkbox"/> 4-Hole Male   <input type="checkbox"/> 4-Hole Female   <input type="checkbox"/> 4-Hole Male w/ Rotation   <input type="checkbox"/> 4-Hole Male w/ 8mm Ax Offset  <input type="checkbox"/> 4-Hole Female w/ Rotation   <input type="checkbox"/> 4-Hole Female Pyramid 20/20 Offset 10° Right  <input type="checkbox"/> 4-Hole Female Pyramid 20/20 Offset 10° Left 	<input type="checkbox"/> Female Double Adapter 32mm   <input type="checkbox"/> Female Double Adapter 45mm   <input type="checkbox"/> Female Double Adapter 60mm   <input type="checkbox"/> Female Double Adapter 75mm   TORSION SHOCK ADAPTER <input type="checkbox"/> Cat 1   <input type="checkbox"/> Cat 2   <input type="checkbox"/> Cat 3  	<input type="checkbox"/> Male Single Adapter Short   <input type="checkbox"/> Male Single Adapter Long   <input type="checkbox"/> Female Single Adapter Short   <input type="checkbox"/> Female Single Adapter Long   TUBE CLAMPS <input type="checkbox"/> Male Tube Clamp   <input type="checkbox"/> Female Tube Clamp   <input type="checkbox"/> 4-Hole Tube Clamp  
PRONG ADAPTERS	PYLONS	HEIGHT ADJUSTABLE PYLONS
<input type="checkbox"/> 4-Prong Socket Adapter  <input type="checkbox"/> 3-Prong Socket Adapter  <input type="checkbox"/> Male Pyramid Insert for Prong   <input type="checkbox"/> Female Pyramid Insert for Prong   <input type="checkbox"/> Female Pyramid Insert for Prong LP 	<input type="checkbox"/> Female Short   <input type="checkbox"/> Female Kit Short   <input type="checkbox"/> Female Long   <input type="checkbox"/> Female Kit Long   <input type="checkbox"/> Waterproof HD Pylon and Kits  	<input type="checkbox"/> Standard   <input type="checkbox"/> Long   <input type="checkbox"/> Please tick this box if you would prefer Titanium adaptors. * Patients under 100kg will be supplied with Aluminium adaptors unless specified. * Patients between 100-166kg will be provided with Titanium adaptors. <input type="checkbox"/> Please tick this box if you would prefer waterproof version of components, availability indicated by icons
SPECIFY OTHER COMPONENTS AND/OR QUANTITIES DESIRED		

NOTES:

7. KNEE (check one and fill out the options below)

Limit 1 per order. Trial units are available for use prior to purchase. Bionic and Mechanical Knee units may not be returned or exchanged following purchase.





















































LOW ACTIVITY	MODERATE ACTIVITY	HIGH ACTIVITY
 <input type="checkbox"/> Locking Knee 	 <input type="checkbox"/> OP4 Knee™ 	 <input type="checkbox"/> Cheetah® Knee 
 <input type="checkbox"/> Balance™ Knee OFM1  <input type="checkbox"/> Pyramid adapter  <input type="checkbox"/> IKF adapter  <input type="checkbox"/> Loop Adapter 	 <input type="checkbox"/> OP5 Knee™  <input type="checkbox"/> Pyramid adapter  <input type="checkbox"/> IKF adapter  <input type="checkbox"/> Loop Adapter 	 <input type="checkbox"/> Total Knee® 2100  <input type="checkbox"/> 4-Prong Socket Adapter  <input type="checkbox"/> Euro 4-Hole Adapter  <input type="checkbox"/> Male PYR ADP (100kg)  <input type="checkbox"/> Male PYR ADP (166kg)  <input type="checkbox"/> Female PYD ADP 
 <input type="checkbox"/> Balance™ Knee OFM2 	 <input type="checkbox"/> OHP3 Knee™  <input type="checkbox"/> Pyramid adapter  <input type="checkbox"/> IKF adapter  <input type="checkbox"/> Loop Adapter 	 <input type="checkbox"/> Mauch® Knee Plus (166kg) 
 <input type="checkbox"/> Total Knee® 1900  <input type="checkbox"/> 4-Prong Socket Adapter  <input type="checkbox"/> Euro 4-Hole Adapter  <input type="checkbox"/> Male PYR ADP (100kg)  <input type="checkbox"/> Male PYR ADP (166kg)  <input type="checkbox"/> Female PYR ADP 	 <input type="checkbox"/> Mauch® Knee (136kg)  <input type="checkbox"/> Total Knee® 2000  <input type="checkbox"/> 4-Prong Socket Adapter  <input type="checkbox"/> Euro 4-Hole Adapter  <input type="checkbox"/> Male PYR ADP (100kg)  <input type="checkbox"/> Male PYR ADP (166kg)  <input type="checkbox"/> Female PYR ADP 	<p style="text-align: center;">BIONIC SOLUTIONS</p> <p style="text-align: center;">MODERATE ACTIVITY</p>  <input type="checkbox"/> RHEO KNEE® 
LOW TO MODERATE ACTIVITY	LOW TO HIGH ACTIVITY	HIGH ACTIVITY
 <input type="checkbox"/> Power Knee™ 	 <input type="checkbox"/> Paso Knee™  <input type="checkbox"/> Pyramid adapter  <input type="checkbox"/> IKF adapter  <input type="checkbox"/> Loop Adapter 	 <input type="checkbox"/> RHEO KNEE® XC 

NOTES:

8. FOOT: WITH OR WITHOUT UNITY (check one and fill out the options below)

Limit 1 per order. Trial Proprio Foot units are available for use prior to purchase. Bionic units may not be returned or exchanged following purchase. Mechanical feet may be exchanged during the 60-day trial period.

FOOT OPTIONS: Foot Size: cm. Category (1-9) Left Right Foot Cover: Beige Brown

LOW ACTIVITY	MODERATE ACTIVITY	HIGH ACTIVITY	
 <ul style="list-style-type: none"> <input type="checkbox"/> Flex-Foot® Balance <input type="checkbox"/> with Unity® 	 <ul style="list-style-type: none"> <input type="checkbox"/> LP Vari-Flex®  <input type="checkbox"/> with Unity®  	 <ul style="list-style-type: none"> <input type="checkbox"/> Cheetah® Xplore  <input type="checkbox"/> Foot Cover Kit <input type="checkbox"/> Lamination Connector Kit 	
 <ul style="list-style-type: none"> <input type="checkbox"/> Flex-Foot® Balance with D/P Flexion <input type="checkbox"/> with Unity® 	 <ul style="list-style-type: none"> <input type="checkbox"/> Vari-Flex®**  <input type="checkbox"/> with Unity®  	 <ul style="list-style-type: none"> <input type="checkbox"/> Re-flex Shock™  <input type="checkbox"/> with Unity®  <input type="checkbox"/> Standard <input type="checkbox"/> Tall 	
 <ul style="list-style-type: none"> <input type="checkbox"/> Balance™ Foot J  <input type="checkbox"/> with Unity®  	 <ul style="list-style-type: none"> <input type="checkbox"/> Pro-Flex® Pivot  <input type="checkbox"/> with Unity®  	 <ul style="list-style-type: none"> <input type="checkbox"/> Re-flex Rotate™  <input type="checkbox"/> with Unity®  <input type="checkbox"/> Standard Male <input type="checkbox"/> Tall Male <input type="checkbox"/> Standard Female <input type="checkbox"/> Tall Female 	
 <ul style="list-style-type: none"> <input type="checkbox"/> Flex-Foot® Assure*  <input type="checkbox"/> with Unity®  	 <ul style="list-style-type: none"> <input type="checkbox"/> Pro-Flex® LP  <input type="checkbox"/> with Unity®  	 <ul style="list-style-type: none"> <input type="checkbox"/> Pro-Flex® XC Torsion  <input type="checkbox"/> with Unity®  	
 <ul style="list-style-type: none"> <input type="checkbox"/> Balance™ Foot S  <input type="checkbox"/> with Unity®  	 <ul style="list-style-type: none"> <input type="checkbox"/> Pro-Flex® LP Align  	 <ul style="list-style-type: none"> <input type="checkbox"/> Pro-Flex® XC  <input type="checkbox"/> with Unity®  	
 <ul style="list-style-type: none"> <input type="checkbox"/> Balance™ Foot S Torsion  <input type="checkbox"/> with Unity®  	<p><input type="checkbox"/> Other (Please Specify)</p> <div style="border: 1px solid gray; height: 80px; width: 100%;"></div>	 <ul style="list-style-type: none"> <input type="checkbox"/> Pro-Flex® LP Torsion  <input type="checkbox"/> with Unity®  	
BIONIC SOLUTION			
LOW TO MODERATE ACTIVITY	LOW TO HIGH ACTIVITY		
 <ul style="list-style-type: none"> <input type="checkbox"/> PROPRIO FOOT®  <input type="checkbox"/> with Unity®  	 <ul style="list-style-type: none"> <input type="checkbox"/> Pro-Flex® ST  	 <ul style="list-style-type: none"> <input type="checkbox"/> Pro-Flex® Modular  	

* Waterproof only when used with tube kit

FOOT AND ADAPTER CHARACTERISTICS



WEATHERPROOF

A weatherproof device allows use in a wet and/or humid environment but does not allow submersion. Fresh water splashing against the enclosure from any direction shall have no harmful effect. Dry thoroughly after contact with fresh water. Fresh water: Includes tap water. Excludes salt and chlorinated water.



FRESH WATERPROOF*

* The use of first-rate materials provides permanent protection against harmful ingress of fresh water. Even after submersion in fresh water, the parts maintain their integrity and continue to provide the functionality you expect.



WATERPROOF

Whether it's fresh water, salt water or chlorinated water, Waterproof Össur products will give you the maximum protection you need. The use of first-rate materials provides permanent protection against harmful ingress of water, even after submersion, whilst continuing to provide the functionality you expect.

NOTES:

FOLLOW ÖSSUR ON



WWW.OSSUR.COM.AU

Össur Australia

TEL 1300 123 268

FAX +61 2 9475 1114

customercare.au@ossur.com