

ÖSSUR LEGS TRANSTIBIAL PROSTHESIS ORDER FORM

FACILITY INFORMATION	
Company Name: <input type="text"/>	Ship to Address: <input type="text"/>
Clinician Name: <input type="text"/>	
Contact Number: <input type="text"/>	
Email: <input type="text"/>	
Purchase Order#: <input type="text"/>	

REQUIRED PATIENT INFORMATION	
Patient Name: <input type="text"/>	Impact Level: <input type="checkbox"/> High <input type="checkbox"/> Med <input type="checkbox"/> Low
Weight: <input type="text"/> kg.	K-Level: <input type="checkbox"/> K1 <input type="checkbox"/> K2 <input type="checkbox"/> K3 <input type="checkbox"/> K4 <input type="checkbox"/> Left <input type="checkbox"/> Right

1. TT LINERS (check one then fill in desired sizes and options)
Limit 2 liners of same type, 2 Seal-Rings, 2 Distal Cups, 1 Sleeve - per order.

LINER OPTIONS					
Locking Liners					
<input type="checkbox"/> Iceform Locking	<input type="checkbox"/> Original Locking	<input type="checkbox"/> Comfort Locking	<input type="checkbox"/> Dermo Locking	<input type="checkbox"/> Synergy Locking	<input type="checkbox"/> Sport Locking
					
		<input type="checkbox"/> Wave	<input type="checkbox"/> Conical <input type="checkbox"/> Wave	<input type="checkbox"/> Wave	
Cushion Liners					
<input type="checkbox"/> Iceform Cushion	<input type="checkbox"/> Comfort Cushion	<input type="checkbox"/> Dermo Cushion	<input type="checkbox"/> Synergy Cushion	<input type="checkbox"/> Relax 3C Cushion	<input type="checkbox"/> Activa Cushion
					
		<input type="checkbox"/> Wave	<input type="checkbox"/> Wave		
Seal-In Liners					
<input type="checkbox"/> Seal-In V with Wave	<input type="checkbox"/> Seal-In V HP with Wave	<input type="checkbox"/> Dermo Seal-In	<input type="checkbox"/> Seal-In X5 with Wave	<input type="checkbox"/> Seal-In X with Rings	<input type="checkbox"/> Seal-In X Locking
					

1. TT LINERS (check one then fill in desired sizes and options)

LINER SPECIFICATIONS

Liner Size	Optional: Add additional liner of same type
<input type="text" value="LINER SIZE"/> <input type="checkbox"/> 3mm <input type="checkbox"/> 6mm <input type="checkbox"/> 9mm (Iceform Only)	<input type="text" value="LINER SIZE"/> <input type="checkbox"/> 3mm <input type="checkbox"/> 6mm <input type="checkbox"/> 9mm (Iceform Only)










OPTIONAL ADD-ONS

Optional: Add Distal Cups (Limit 2)	Optional: Add Sleeve (Limit 1)	Optional: Add Seal-Rings (Limit 2)
<input type="text" value="DISTAL CUP SIZE"/> <input type="checkbox"/> Distal Cup 1  <input type="text" value="DISTAL CUP SIZE"/> <input type="checkbox"/> Distal Cup 2	<input type="text" value="SLEEVE SIZE"/> <input type="checkbox"/> Iceform Sleeve <input type="checkbox"/> Iceross Sleeve <input type="checkbox"/> Genu Sleeve   	<input type="checkbox"/> Seal-Ring 1 <input type="checkbox"/> Classic <input type="checkbox"/> Grip <input type="checkbox"/> Volume <input type="text" value="RING SIZE"/> <input type="checkbox"/> Seal-Ring 2 <input type="checkbox"/> Classic <input type="checkbox"/> Grip <input type="checkbox"/> Volume <input type="text" value="RING SIZE"/>

NOTES:





2. SUSPENSION OPTIONS (Choose for conventional socket fabrication) Refer to section 3 for Direct Socket Suspension Options Limit 1 lock/valve kit per order. All socket adapters and modular components are discounted at 10%.

LOCKING OPTIONS

<input type="checkbox"/> 680 Fabrication Adaption Kit  Note: Required for 600 series fabrication	<input type="checkbox"/> 621 Ratchet Pin  <input type="checkbox"/> 651 Smooth Pin 	<input type="checkbox"/> 562 Hybrid <input type="checkbox"/> Unity <input type="checkbox"/> Passive Vacuum 	<input type="checkbox"/> 214 Clutch 	<input type="checkbox"/> 200 Series Lanyard  <input type="checkbox"/> 211 Clutch 
Works With				
	<input type="checkbox"/> 600 Series Pyramid Socket Adapter 	<input type="checkbox"/> 600 Series 4-Hole Socket Adapter 		

Add Extra Pin: Long Standard Short

EXPULSION OPTIONS

EXPULSION OPTIONS				UNITY
<input type="checkbox"/> 544 Expulsion Plate Kit with Unity 	<input type="checkbox"/> 544 Expulsion Plate Kit for Seal-In 	<input type="checkbox"/> 544 Expulsion Valve Kit for Sleeves 	<input type="checkbox"/> 551 TT Expulsion Valve 	<input type="checkbox"/> Unity Valve Kit 
			Works With	
			<input type="checkbox"/> 544 Socket Adapter 	<input type="checkbox"/> Male Pyramid Socket Adapter 

3. DIRECT SOCKET SUSPENSION OPTIONS (Choose when fabricating your socket using a Direct Socket Kit)

Limit 1 lock/valve kit per order

LOCKING

621 Ratchet Pin



651 Smooth Pin



214 Clutch Lock



562 Hybrid Lock with Unity (for TT only)



562 Hybrid Lock with Passive Vacuum (for TT only)



Requires: Modular Spacer Plate



Add Extra Pin: Long Standard Short

EXPULSION

Expulsion Valve



Requires: Bottom Seal



Expulsion Plate



Requires: DS Adapter Plate



UNITY

Unity TT Valve



Requires: Bottom Seal



Unity Plate



Requires: DS Adapter Plate



4. OPTIONAL: DIRECT SOCKET TT KITS (Select material and size)

Limit 1 Direct Socket Kit per order

GLASS

Resin: Black Neutral
Braid: 4 inch 5 inch 7 inch



CARBON

5 inch with black resin
 7 inch with black resin



BASALT

4 inch with black resin
 5 inch with black resin
 7 inch with black resin




























































5. ENDOSKELETAL COMPONENTS (check all that apply)

Limits apply on some components. Require a minimum of 2 units; Max 5 total components. Refer to below items;

Socket components: Limit 2; Compatible types
Pylons: Limit 2

Tube Clamps: Quantity limitations vary depending on choice of pylons or pylon kits
Torsion Shock Adapter: Limit 1 (when foot does not include torsion/shock adapter)





















































4-HOLE ADAPTERS	DOUBLE ADAPTERS	SINGLE ADAPTERS
<input type="checkbox"/> 4-Hole Male   <input type="checkbox"/> 4-Hole Female   <input type="checkbox"/> 4-Hole Male w/ Rotation   <input type="checkbox"/> 4-Hole Male w/ 8mm Ax Offset  <input type="checkbox"/> 4-Hole Female w/ Rotation   <input type="checkbox"/> 4-Hole Female Pyramid 20/20 Offset 10° Right  * <input type="checkbox"/> 4-Hole Female Pyramid 20/20 Offset 10° Left  *	<input type="checkbox"/> Female Double Adapter 32mm   <input type="checkbox"/> Female Double Adapter 45mm   <input type="checkbox"/> Female Double Adapter 60mm   <input type="checkbox"/> Female Double Adapter 75mm   TORSION SHOCK ADAPTER <input type="checkbox"/> Cat 1  <input type="checkbox"/> Cat 2  <input type="checkbox"/> Cat 3 	<input type="checkbox"/> Male Single Adapter Short   <input type="checkbox"/> Male Single Adapter Long   <input type="checkbox"/> Female Single Adapter Short   <input type="checkbox"/> Female Single Adapter Long  TUBE CLAMPS <input type="checkbox"/> Male Tube Clamp   <input type="checkbox"/> Female Tube Clamp   <input type="checkbox"/> 4-Hole Tube Clamp  
PRONG ADAPTERS	PYLONS	HEIGHT ADJUSTABLE PYLONS
<input type="checkbox"/> 4-Prong Socket Adapter  <input type="checkbox"/> 3-Prong Socket Adapter  <input type="checkbox"/> Male Pyramid Insert for Prong   <input type="checkbox"/> Female Pyramid Insert for Prong   <input type="checkbox"/> Female Pyramid Insert for Prong LP  <input type="checkbox"/> Male Pyramid Socket Adapter 	<input type="checkbox"/> Female Short   <input type="checkbox"/> Female Kit Short   <input type="checkbox"/> Female Long   <input type="checkbox"/> Female Kit Long   <input type="checkbox"/> Waterproof HD Pylon and Kits  	<input type="checkbox"/> Standard   <input type="checkbox"/> Long   <input type="checkbox"/> Please tick this box if you would prefer Titanium adaptors.
SPECIFY OTHER COMPONENTS AND/OR QUANTITIES DESIRED		
		<input type="checkbox"/> Please tick this box if you would prefer Titanium adaptors. * Patients under 100kg will be supplied with Aluminium adaptors unless specified. * Patients between 100-166kg will be provided with Titanium adaptors. <input type="checkbox"/> Please tick this box if you would prefer waterproof version of components, availability indicated by icons

NOTES:

6. FOOT: WITH OR WITHOUT UNITY (check one and fill out the options below)

Limit 1 per order. Trial Proprio Foot units are available for use prior to purchase. Bionic units may not be returned or exchanged following purchase. Mechanical feet may be exchanged during the 60-day trial period.

FOOT OPTIONS: Foot Size: cm. Category (1-9) Left Right Foot Cover: Beige Brown

LOW ACTIVITY	MODERATE ACTIVITY	HIGH ACTIVITY
 <ul style="list-style-type: none"> <input type="checkbox"/> Flex-Foot® Balance <input type="checkbox"/> with Unity® 	 <ul style="list-style-type: none"> <input type="checkbox"/> LP Vari-Flex®  <input type="checkbox"/> with Unity®  	 <ul style="list-style-type: none"> <input type="checkbox"/> Cheetah® Xplore  <input type="checkbox"/> Foot Cover Kit <input type="checkbox"/> Lamination Connector Kit
 <ul style="list-style-type: none"> <input type="checkbox"/> Flex-Foot® Balance with D/P Flexion <input type="checkbox"/> with Unity® 	 <ul style="list-style-type: none"> <input type="checkbox"/> Vari-Flex®*  <input type="checkbox"/> with Unity®  	 <ul style="list-style-type: none"> <input type="checkbox"/> Re-flex Shock™  <input type="checkbox"/> with Unity®  <input type="checkbox"/> Standard <input type="checkbox"/> Tall
 <ul style="list-style-type: none"> <input type="checkbox"/> Balance™ Foot J  <input type="checkbox"/> with Unity®  	 <ul style="list-style-type: none"> <input type="checkbox"/> Pro-Flex® Pivot  <input type="checkbox"/> with Unity®  	 <ul style="list-style-type: none"> <input type="checkbox"/> Re-flex Rotate™  <input type="checkbox"/> with Unity®  <input type="checkbox"/> Standard Male <input type="checkbox"/> Tall Male <input type="checkbox"/> Standard Female <input type="checkbox"/> Tall Female
 <ul style="list-style-type: none"> <input type="checkbox"/> Flex-Foot® Assure*  <input type="checkbox"/> with Unity®  	 <ul style="list-style-type: none"> <input type="checkbox"/> Pro-Flex® LP  <input type="checkbox"/> with Unity®  	 <ul style="list-style-type: none"> <input type="checkbox"/> Pro-Flex® XC Torsion  <input type="checkbox"/> with Unity® 
 <ul style="list-style-type: none"> <input type="checkbox"/> Balance™ Foot S  <input type="checkbox"/> with Unity®  	 <ul style="list-style-type: none"> <input type="checkbox"/> Pro-Flex® LP Align  	 <ul style="list-style-type: none"> <input type="checkbox"/> Pro-Flex® XC  <input type="checkbox"/> with Unity® 
 <ul style="list-style-type: none"> <input type="checkbox"/> Balance™ Foot S Torsion  <input type="checkbox"/> with Unity®  	<p><input type="checkbox"/> Other (Please Specify)</p> <div style="border: 1px solid gray; height: 80px; width: 250px; margin-top: 10px;"></div>	 <ul style="list-style-type: none"> <input type="checkbox"/> Pro-Flex® LP Torsion  <input type="checkbox"/> with Unity® 
BIONIC SOLUTION		
LOW TO MODERATE ACTIVITY	LOW TO HIGH ACTIVITY	
 <ul style="list-style-type: none"> <input type="checkbox"/> PROPRIO FOOT®  <input type="checkbox"/> with Unity®  	 <ul style="list-style-type: none"> <input type="checkbox"/> Pro-Flex® ST  	 <ul style="list-style-type: none"> <input type="checkbox"/> Pro-Flex® Modular 

* Waterproof only when used with tube kit

FOOT AND ADAPTER CHARACTERISTICS



WEATHERPROOF

A weatherproof device allows use in a wet and/or humid environment but does not allow submersion. Fresh water splashing against the enclosure from any direction shall have no harmful effect. Dry thoroughly after contact with fresh water. Fresh water: Includes tap water. Excludes salt and chlorinated water.



FRESH WATERPROOF*

* The use of first-rate materials provides permanent protection against harmful ingress of fresh water. Even after submersion in fresh water, the parts maintain their integrity and continue to provide the functionality you expect.



WATERPROOF

Whether it's fresh water, salt water or chlorinated water, Waterproof Össur products will give you the maximum protection you need. The use of first-rate materials provides permanent protection against harmful ingress of water, even after submersion, whilst continuing to provide the functionality you expect.

NOTES: