

TF Check Socket Order Form

















Special Fabrications

Flexible Inner Socket Plastics	Fab Custom Inner From Sheet Material		Other
Flexible EVA with Silicone (Proflex with Silicone)	Lightweight Polyethylene – Firm 25 Shore A (PeLite)	Stovepipe	Lightweight Ethylene Vinyl Acetate (Keasy Cone) 6.5mm profile, 10mm distal
Flexible EVA without Silicone (Proflex without Silicone)	12mm (1/2") beige white	Slit in lateral side	
Flexible EVA – Black (Optek Flex Comfort - Black)	5mm (3/16") beige	Slit in medial side	
Flexible EVA – Optek Flex Comfort White + Black (BiLam)	3mm (1/8") beige		
Modified Polyethylene (MPE) EVA (ÖssurFlex)	Lightweight Polyethylene 25 Shore A (Bocklite) 6mm (1/4")		

Fab Custom Pad	RevoFit
<p>Lightweight Polyethylene – Medium Shore A (Plastizote)</p> <p>12mm (1/2") pink white</p> <p>6mm (1/4") pink</p> <p>5mm (3/16") pink</p> <p>Lightweight Polyethylene – Firm 25 Shore A (PeLite)</p> <p>12mm (1/2") beige white</p> <p>5mm (3/16") beige</p> <p>3mm (1/8") beige</p> <p>Location</p> <p>Distal end (1/2") Other (see notes below)</p>	<p>Dial Location</p> <p>Distal anterior medial Proximal lateral</p> <p>Other (see notes below)</p> <p>Panel Locations</p> <p>M/L panels (with pads)</p> <p>Anterior & Posterior panels (with pads)</p> <p>Anterior only (with pad)</p> <p>Posterior only (with pad)</p> <p>Pad on Panel</p> <p>Firm Ethylene Vinyl Acetate 55 Shore A (Puff)</p> <p>12mm (1/2") black</p> <p>10mm (3/8") black</p> <p>6mm (1/4") black</p> <p>Posterior "U" channel with proximal adjustability</p> <p>See markings on cast/socket</p> <p>Other (see notes below)</p>
Door	
Fab door with Velcro strap(s) (draw door on cast/check socket/use notes below)	

Notes

TF Check Socket Order Form

Suspension & Socket Adapter				
Locking Options				
Icelock 621 Ratchet & Extra Pin 	Icelock 651 Smooth & Extra Pin 	Icelock 600XM 	Icelock 211 Clutch & Extra Pin Icelock 214 4-Hole Clutch & Extra Pin 	Icelock 234 Lanyard 
Works With				
Icelock 672 Male Pyramid Ti  Icelock 673 Male Pyramid Al	Icelock 674 4-Hole Adapter Al  Icelock 675 4-Hole Adapter Ti			
Icelock Clutch Options for TF				
214 AK for left leg with release button on medial side 	214 AK for left leg with release button on lateral side 	214 AK for right leg with release button on lateral side 	214 AK for right leg with release button on medial side 	
Expulsion Options		Unity Elevated Vacuum Options		
Icelock 544 Expulsion Kit for Seal-In 	Icelock 552 Expulsion Valve 	Unity Valve TF 	Icelock 544 Unity Plate 	
	Works With		Unity TF Tube Kit	
	Icelock 544 Socket Adapter	3-Prong Socket Adapter 4-Prong Socket Adapter		
Other (write in):				

FOLLOW ÖSSUR ON



ÖSSUR CUSTOM SOLUTIONS
 9545 S JOHN YOUNG PARKWAY, STE #100 | ORLANDO, FL 32819
 TEL (888) 839-6213, FAX (407) 367-3695
 CS@OSSUR.COM | OSSUR.COM



TF Definitive Socket Order Form

Send all casts, sockets, files to: 9545 S John Young Parkway, Ste #100, Orlando, FL 32819
tel: (888)839-6213, fax: (800)788-9878 | cs@ossur.com | www.ossur.com

Billing & Shipping Information

Össur Account #:

CONTACT FOR ORDERING OR DELIVERY QUESTIONS:

Contact:

Email:

Mobile Phone:

Ship To:

Company:

Address:

City/State/Zip:

Contact:

Phone:

Email:

Fax:

PO#:	Shipping Check Priority: Next Day Air 2nd Day
------	--

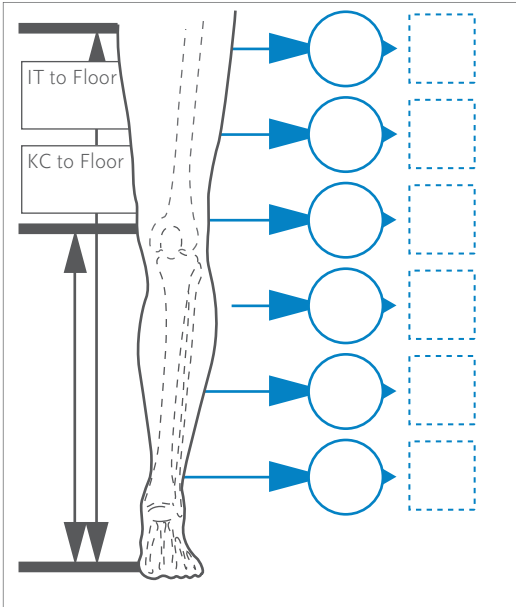
Completion of this order form with the most accurate and up-to-date information, including all patient information, measurements, and construction information enables us to provide the highest quality product for you and your patient.

Patient Information

Last Name:	First Name:	Weight: <i>lbs.</i>
Impact Level: High Medium Low	Amputation Level: AK KD	Left: Right: Bilat Order:

Definitive Socket ■ Call to discuss before fabrication

TF Measurement Chart



From Socket From Cast From CAD/AOP file dated:

Lamination Finish

Carbon	Basalt	Color (PRS Pigment 1-16)
Decorative Lamination		

Alignment

Transfer	Use Angles
Transfer and zero out	Flexion
Use Lines	Adduction
Other	

Modifications

Socket Sizing	Prosthetic Height
Increase	(optional)
Decrease	
Transfer	
%:	Extend:
Ply:	Shorten:

TF Definitive Socket Order Form

Special Fabrications

Flexible Inner Socket Plastics	Fab Custom Inner From Sheet Material		Other
Flexible EVA with Silicone (Proflex with Silicone)	Lightweight Polyethylene – Firm 25 Shore A (PeLite)	Stovepipe	Lightweight Ethylene Vinyl Acetate (Keasy Cone) 6.5mm profile, 10mm distal
Flexible EVA without Silicone (Proflex without Silicone)	12mm (1/2") beige white	Slit in lateral side	
Flexible EVA – Black (Optek Flex Comfort - Black)	5mm (3/16") beige	Slit in medial side	
Flexible EVA – Optek Flex Comfort White + Black (BiLam)	3mm (1/8") beige		
Modified Polyethylene (MPE) EVA (ÖssurFlex)	Lightweight Polyethylene 25 Shore A (Bocklite) 6mm (1/4")		

Fab Custom Pad	RevoFit
<p>Lightweight Polyethylene – Medium Shore A (Plastizote)</p> <p>12mm (1/2") pink white</p> <p>6mm (1/4") pink</p> <p>5mm (3/16") pink</p> <p>Lightweight Polyethylene – Firm 25 Shore A (PeLite)</p> <p>12mm (1/2") beige white</p> <p>5mm (3/16") beige</p> <p>3mm (1/8") beige</p> <p>Location</p> <p>Distal end (1/2") Other (see notes below)</p>	<p>Dial Location</p> <p>Distal anterior medial Proximal lateral</p> <p>Other (see notes below)</p> <p>Panel Locations</p> <p>M/L panels (with pads)</p> <p>Anterior & Posterior panels (with pads)</p> <p>Anterior only (with pad)</p> <p>Posterior only (with pad)</p> <p>Pad on Panel</p> <p>Firm Ethylene Vinyl Acetate 55 Shore A (Puff)</p> <p>12mm (1/2") black</p> <p>10mm (3/8") black</p> <p>6mm (1/4") black</p> <p>Posterior "U" channel with proximal adjustability</p> <p>See markings on cast/socket</p> <p>Other (see notes below)</p>
<p>Custom shaped foam cover (provide meas. in diagram on previous page)</p> <p>Fab cosmetic distal end</p> <p>Fab windows, cutouts or Dacron strap (draw windows or cutouts on check socket/use notes below)</p> <p>Fab door with Velcro strap(s) (draw door on check socket/use notes below)</p>	

Notes

FOLLOW ÖSSUR ON



ÖSSUR CUSTOM SOLUTIONS
 9545 S JOHN YOUNG PARKWAY, STE #100 | ORLANDO, FL 32819
 TEL (888) 839-6213, FAX (407) 367-3695
 CS@OSSUR.COM | OSSUR.COM

