

Prosthetic Solutions

2024 Catalogue



WELCOME TO THE ÖSSUR PROSTHETICS CATALOGUE

ÖSSUR PROSTHETIC SOLUTIONS

For years, Össur has been helping people to feel safe and confident, to rekindle ambitions and focus on new goals rather than limitations, and to feel happy and prepared for life with limb-loss.

When you look at why we have been so successful, you will find a whole series of small but significant steps to a better future – comprehensive solutions that are designed with user needs and aspirations always at the top of the agenda.

Össur is pleased to present its most inclusive range of prosthetic products ever, with solutions that embrace diverse populations and provide an effective response, whatever the need.

Each prosthetic product is developed with different activity levels in mind. Össur prosthetic solutions are our way to make the selection easier and helping you finding the best solution for your patient.

HIGH QUALITY, HIGH PERFORMANCE PRODUCTS... FOR A LIFE WITHOUT LIMITATIONS

Years of experience in materials technology and innovative design have made Össur a leading developer of prosthetic systems that provide extraordinary fit and function. Our current product offering is a reflection of this continuing commitment to amputees and to the prosthetic industry.

We are pleased to present a full spectrum of premium lower limb prosthetic components, designed to reflect the individual nature of our customers. We remain focused on the best possible outcomes and a Life Without Limitations® for all the people who use our products. Our underlying goal is to transform the aspirations and experience of everyone we work with.

Össur is proud to work alongside healthcare professionals all over the world, developing the advanced concepts of tomorrow while delivering exceptional solutions today. The company funds one of the largest research and development units in the industry, pursuing the technological breakthroughs that continually set new standards of performance, quality, and comfort.

Össur is an international manufacturer of prosthetic devices and a leading innovator in the field. The company employs a staff of more than 3,000, serving the needs of amputees, prosthetists, and healthcare professionals worldwide. As part of this service, we provide expert advice, training, and technical assistance. Össur operates a quality management system that meets the requirements of ISO 13485 and 14001. Products are CE-marked and conform to standards and other normative documents outlined in the EC (CE) Declaration of Conformity.

IMPACT LEVELS

LOW

Daily activities involving gentle, steady walking with the use of a walking aid.
Example: Moving around at home, modest walking in the community.



MODERATE

Daily activities involving average walking with the ability to vary speed or walking pattern.
Example: Going to the shops, confident outdoor walking.



HIGH

Daily activities involving fast walking or jogging.
Example: Heavy-lifting, manual labour, recreational sports.



EXTREME

Activities involving running, track and field, sprinting, and long-distance running.
Example: Track and field sports.



CHARACTERISTICS

WEATHERPROOF

A weatherproof device allows use in a wet and/or humid environment but does not allow submersion. Fresh water splashing against the enclosure from any direction shall have no harmful effect. Dry thoroughly after contact with fresh water. Fresh water: Includes tap water. Excludes salt and chlorinated water.



WEATHERPROOF

FRESH WATERPROOF*

The use of first-rate materials provides permanent protection against harmful ingress of fresh water. Even after submersion in fresh water, the parts maintain their integrity and continue to provide the functionality you expect.



FRESH WATERPROOF

WATERPROOF

Whether it's fresh water, salt water or chlorinated water, Waterproof Össur products will give you the protection you need. The use of first-rate materials provides permanent protection against harmful ingress of water, even after submersion, whilst continuing to provide the functionality you expect. Further limitations apply to Proprio Foot.



WATERPROOF

ÖSSUR PROSTHETICS PRODUCT CATALOGUE

TABLE OF CONTENTS

| | |
|--|----|
| ÖSSUR LINERS..... | 7 |
| ICEROSS® TRANSTIBIAL LINERS BY ÖSSUR | 11 |
| ICEROSS SEAL-IN® X LOCKING..... | 13 |
| ICEROSS SEAL-IN® X..... | 15 |
| ICEROSS SEAL-IN® V TRANSTIBIAL WITH WAVE..... | 17 |
| ICEROSS SEAL-IN® X5 TRANSTIBIAL WITH WAVE..... | 18 |
| ICEROSS SEAL-IN® X5 TRANSTIBIAL | 19 |
| ICEROSS DERMO SEAL-IN® | 20 |
| ICEROSS® SYNERGY™ LOCKING WITH WAVE | 21 |
| ICEROSS® SYNERGY™ LOCKING..... | 22 |
| ICEROSS DERMO® LOCKING WITH WAVE | 23 |
| ICEROSS DERMO® LOCKING..... | 24 |
| ICEROSS COMFORT® LOCKING WITH WAVE | 25 |
| ICEROSS COMFORT® LOCKING | 26 |
| ICEROSS® ORIGINAL LOCKING | 27 |
| ICEROSS® SPORT LOCKING..... | 28 |
| RELAX™ LOCKING | 29 |
| ICEROSS® SYNERGY™ CUSHION..... | 30 |
| ICEROSS® SYNERGY™ CUSHION WITH WAVE..... | 31 |
| ICEROSS DERMO® CUSHION | 32 |
| ICEROSS DERMO® CUSHION WITH WAVE..... | 33 |
| ICEROSS COMFORT® CUSHION | 34 |
| ICEROSS® ACTIVA CUSHION | 35 |
| ICEFORM® LOCKING AND CUSHION..... | 36 |
| RELAX™ CUSHION | 37 |
| ICEROSS® SLEEVE | 38 |
| ICEFLEX® BALANCE SLEEVE | 39 |
| ICEFORM® SLEEVE | 40 |
| GENU SLEEVE | 41 |
| ICEROSS® TRANSFEMORAL LINERS BY ÖSSUR | 42 |
| ICEROSS SEAL-IN® X TF | 44 |
| ICEROSS SEAL-IN® X5 TRANSFEMORAL..... | 46 |
| ICEROSS SEAL-IN® TRANSFEMORAL | 47 |
| 4SEAL CLASSIC™ | 48 |
| ICEROSS® TRANSFEMORAL LOCKING | 50 |
| AKOS™..... | 51 |
| RELAX™ TRANSFEMORAL..... | 53 |
| ICEROSS® UPPER-X LOCKING..... | 55 |
| ACCESSORIES | 56 |
| COMFORT SCS..... | 60 |
| RELAX NIGHT CARE..... | 61 |
| EASY CUT VOLUME COMPENSATION SOCK | 62 |

ÖSSUR PROSTHETICS PRODUCT CATALOGUE

TABLE OF CONTENTS

| | |
|---|------------|
| ÖSSUR SOCKETS | 64 |
| DIRECT SOCKET TT | 65 |
| ICEROSS® DIRECT CASTING LINER TT | 67 |
| DIRECT SOCKET TF | 68 |
| ICEROSS® DIRECT CASTING LINER TF | 70 |
| DIRECT SOCKET TOOL KIT | 71 |
| DIRECT SOCKET TOOLS AND TOOL KIT SPARE PARTS..... | 72 |
| DIRECT SOCKET MATERIALS | 73 |
| CONNECT TF | 74 |
| PRESSURE PADS..... | 77 |
| ÖSSUR ICELOCK® SERIES | 78 |
| ICELOCK® 100 SERIES | 80 |
| ICELOCK® 200 SERIES | 81 |
| ICELOCK® 300 SERIES | 85 |
| ICELOCK® 400 SERIES | 87 |
| ICELOCK® 500 SERIES | 89 |
| ICELOCK® 544 SERIES | 90 |
| ICELOCK® 562 HYBRID | 94 |
| ICELOCK® 600 SERIES | 95 |
| ICELOCK® 700 SERIES | 100 |
| ÖSSUR FEET | 102 |
| UNITY® VACUUM SUSPENSION SYSTEM | 104 |
| BALANCE™ FOOT S | 105 |
| BALANCE™ FOOT S TORSION | 109 |
| PROPRIO FOOT® | 113 |
| PRO-FLEX® PIVOT | 118 |
| PRO-FLEX® ST | 123 |
| PRO-FLEX® MODULAR | 128 |
| PRO-FLEX® LP | 131 |
| PRO-FLEX® LP TORSION | 135 |
| PRO-FLEX® LP ALIGN..... | 139 |
| PRO-FLEX® XC..... | 143 |
| PRO-FLEX® XC TORSION..... | 148 |
| VARI-FLEX® | 153 |
| LP VARI-FLEX® | 163 |
| RE-FLEX ROTATE™..... | 169 |
| RE-FLEX SHOCK™ | 177 |
| CHEETAH® XPLORE | 185 |
| FLEX-FOOT BALANCE® WITH D/P FLEXION™..... | 189 |
| FLEX-FOOT® BALANCE..... | 193 |
| BALANCE™ FOOT J | 197 |
| FLEX-FOOT ASSURE® | 202 |
| FLEX-SYMEST™..... | 208 |

ÖSSUR PROSTHETICS PRODUCT CATALOGUE

TABLE OF CONTENTS

| | |
|---|------------|
| CHOPART | 212 |
| FLEX-FOOT® ACCESSORIES..... | 214 |
| UNITY® SPARE PARTS..... | 214 |
| ÖSSUR KNEES | 215 |
| LOCKING KNEE | 218 |
| BALANCE™ KNEE OFM1 | 220 |
| BALANCE™ KNEE OFM2 | 221 |
| TOTAL KNEE® 1900..... | 222 |
| OP4 KNEE™..... | 225 |
| OP5 KNEE™..... | 226 |
| OHP3 KNEE™..... | 228 |
| PASO KNEE™..... | 230 |
| TOTAL KNEE® 2000..... | 215 |
| TOTAL KNEE® 2100..... | 235 |
| MAUCH® KNEE..... | 238 |
| MAUCH® KNEE PLUS..... | 239 |
| RHEO KNEE® | 241 |
| RHEO KNEE® XC | 244 |
| POWER KNEE™..... | 247 |
| ÖSSUR ADAPTERS | 250 |
| WEIGHT LIMIT 100KG | 250 |
| WEIGHT LIMIT 125KG | 253 |
| WEIGHT LIMIT 136KG | 253 |
| WEIGHT LIMIT 166KG | 254 |
| TORSION SHOCK ADAPTER..... | 258 |
| KNEE ROTATION ADAPTER..... | 259 |
| ÖSSUR SPORT SOLUTIONS | 260 |
| CHEETAH® KNEE..... | 261 |
| CHEETAH® XCEED | 263 |
| FLEX-RUN™..... | 266 |
| CHEETAH® XCEL..... | 269 |
| CHEETAH® XTREME..... | 273 |
| CHEETAH® XTEND..... | 280 |
| FLEX-FOOT CHEETAH® | 281 |
| CHEETAH® XPANSE | 284 |
| ÖSSUR JUNIOR SOLUTIONS | 287 |
| ICEROSS STABILO® JUNIOR LOCKING LINER WITH WAVE | 288 |
| ICEROSS DERMO® JUNIOR LOCKING LINER WITH WAVE..... | 289 |
| VARI-FLEX® JUNIOR | 290 |
| FLEX-FOOT® JUNIOR..... | 293 |
| CHEETAH® XPLORE JUNIOR..... | 295 |

ÖSSUR PROSTHETICS PRODUCT CATALOGUE

TABLE OF CONTENTS

| | |
|--------------------------------------|------------|
| FLEX-RUN™ JUNIOR | 298 |
| CHEETAH® JUNIOR..... | 300 |
| TOTAL KNEE® JUNIOR..... | 302 |
| JUNIOR ADAPTERS | 305 |
| ÖSSUR POST-OP SOLUTIONS | 306 |
| ÖSSUR RIGID DRESSING (ORD)..... | 309 |
| ICEROSS® POST-OP TT LINER | 310 |
| ICEROSS® POST-OP TF LINER | 311 |
| ÖSSUR UPPER LIMB..... | 312 |
| i-LIMB® FEATURE OVERVIEW | 313 |
| i-LIMB® QUANTUM | 314 |
| i-LIMB® ULTRA | 316 |
| i-LIMB® ACCESS..... | 318 |
| i-LIMB® | 320 |
| i-DIGITS® FEATURE OVERVIEW | 322 |
| i-DIGITS® QUANTUM | 323 |
| i-DIGITS® ACCESS | 325 |
| i-DIGITS® | 327 |
| VIRTU-LIMB™ | 329 |
| DEMO-LIMB™ | 330 |
| ELECTRODES | 331 |
| CHARGERS & BATTERIES | 333 |
| i-LIMB® ACCESSORIES..... | 334 |
| COVERINGS | 335 |
| LIVINGSKIN® | 340 |
| INVENTORS..... | 342 |
| GENERAL INFORMATION | 344 |
| TERMS OF SALE AND POLICIES..... | 344 |
| WARRANTY PROCEDURE | 345 |
| NOTES | 347 |

ÖSSUR LINERS

TRANSFEMORAL SOLUTIONS



ICEROSS SEAL-IN® X TF
PAGE 44

SEAL-IN LINERS



ICEROSS SEAL-IN® X5 TF
PAGE 46

4SEAL CLASSIC™
PAGE 48

ICEROSS SEAL-IN® TRANSFEMORAL
PAGE 47

LOCKING LINERS



ICEROSS® TRANSFEMORAL LOCKING
PAGE 50

AKOS LINER
PAGE 51

RELAX™ TRANSFEMORAL
PAGE 53

UPPER EXTREMITY SOLUTIONS



ICEROSS® UPPER-X LOCKING
PAGE 55

ÖSSUR LINERS

TRANSTIBIAL SOLUTIONS



ICEROSS SEAL-IN® X
PAGE 16



ICEROSS SEAL-IN® X LOCKING
PAGE 14

SEAL-IN LINERS



ICEROSS SEAL-IN® X5 TT
PAGE 18



ICEROSS SEAL-IN® V
PAGE 17



ICEROSS DERMO SEAL-IN®
PAGE 20

LOCKING LINERS



ICEROSS® SYNERGY
LOCKING
PAGE 22



ICEROSS DERMO®
LOCKING
PAGE 24



ICEROSS COMFORT®
LOCKING
PAGE 26



ICEROSS® ORIGINAL
LOCKING
PAGE 27



ICEROSS® SPORT
LOCKING
PAGE 28



RELAX
LOCKING
PAGE 29



ICEFORM®
LOCKING
PAGE 36

CUSHION LINERS



ICEROSS® SYNERGY
CUSHION
PAGE 30



ICEROSS DERMO®
CUSHION
PAGE 32



ICEROSS COMFORT®
CUSHION
PAGE 34



ICEROSS® ACTIVA
WITH TIBIAGUARD
CUSHION
PAGE 35



RELAX
CUSHION
PAGE 37



ICEFORM®
CUSHION
PAGE 36

ÖSSUR LINERS

SUSPENSION METHODS

SEAL-IN X LOCKING

This hybrid suspension combines the advantages of Seal-In with a locking suspension for challenging situations.



SEAL-IN X

- The movable seal allows the user to position the seal and fully benefit from a secure and comfortable suspension. Donning a Seal-In liner has never been so easy.
- Individual positioning of the seal
- Exceptional rotation control.



SEAL-IN X

SEAL-IN V

The volume adaptive blades incorporated in the seal accomodates shape changes. The Seal-In V liner provides reliable and comfortable suspension.

- Cushion suspension without a knee sleeve.
- Rotation control.



SEAL-IN V

SEAL-IN X5

With a series of five seals the Iceross Seal-In X5 liner conforms to the shape of the residual limb and the internal socket wall, providing an airtight seal and improved comfort.

- Rotation control.
- Minimizes pistoning.
- Suspension without a knee sleeve.



SEAL-IN X5

4SEAL

With a series of 4 seals and a coated outer surface, the 4Seal Liner provides an airtight seal and improved handling.

- Suspension without a knee sleeve
- No donning aid necessary



4SEAL

SEAL-IN

With the ingenious Hypobaric Sealing Membrane (HSM™) the Iceross Seal-In Liner optimizes suspension and comfort while offering user convenience for daily use.

- Transtibial hypobaric suspension without a knee sleeve.
- Ease of donning and doffing.
- Improved rotation control.



SEAL-IN

CUSHION

A soft, extra thick distal cushion improves user comfort, protects sensitive distal ends, and conforms to irregular distal shapes.



CUSHION

LOCKING

The locking feature offers users firm, secure and comfortable suspension. Can be used with either locking or lanyard systems.



LOCKING

ÖSSUR LINERS

CHARACTERISTICS

STABILIZING MATRIX

Integrated matrix allows radial stretch and limits vertical stretch for increased stability and skin comfort.



STABILIZING MATRIX

FABRIC COVER

The outer cover provides extreme wear and tear, strength, and durability while allowing radial stretch and comfortable elasticity.



FABRIC COVER

ACTIVE SKIN CARE

Vaseline® and Aloe Vera are incorporated in Dermasil® silicone to soothe and help maintain healthy skin.



ACTIVE SKIN CARE

DOUBLE DUROMETER

Two silicone durometers work together: Inner layer offers comfort and protection to the skin and outer layer offers cushioning and stability.



DOUBLE DUROMETER

WAVE

Allows for comfortable stretching of liner across the patella and controls folding of the liner in the sensitive area behind the knee.



WAVE

SILKEN INNER SURFACE

Micro engineered surface for skin conformance.



SILKEN INNER SURFACE

TIBIAGUARD

A soft, silicone pad with integrated Wave feature provides cushioning for the anterior tibia, while a thinner posterior silicone layer enhances control and proprioception. The combination of the two silicone profiles and the Wave design results in cushioning and freedom of movement.



TIBIAGUARD

CONICAL

This feature is designed to provide a comfortable and intimate liner fit for amputees with conical-shaped residual limbs. The conical shape is intended to help prevent the edges of the proximal end from rolling down.



CONICAL

UMBRELLAN

Umbrellan is a shielding against electromagnetic influences.



UMBRELLAN

EASY GLIDE

With the Easy Glide coating technology the liner offers users a high handling comfort. No lubricants are needed for donning and it is easy to clean.



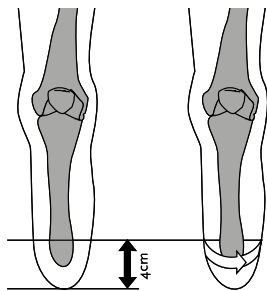
EASY GLIDE

ICEROSS® TRANSTIBIAL LINERS BY ÖSSUR

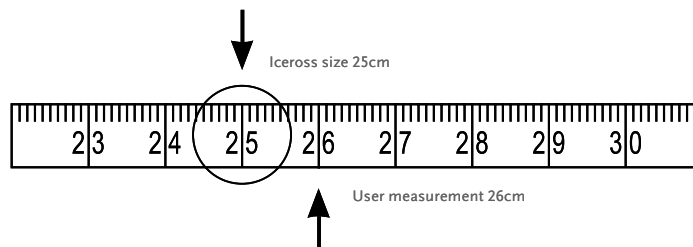
Careful selection of the Iceross liner is required to produce maximum benefit to the user. When selecting the appropriate transtibial Iceross liner the following must be considered:

1. Size of the residual limb
2. Activity/Impact level of the user
3. Use of fitting aids
4. Profile
5. Fitting Aid

1. SIZE



With the tissue of the residual limb hanging down, measure 4cm proximal to the distal end of the limb and mark this point on the skin. Measure the circumference of the limb at this point with medium tension on the tape measure.



The measurement taken corresponds to the size of Iceross to be used. Select the liner size matching your measurement or, if between sizes, select the next size below. Do not select a size larger than your measurement or more than one size below the measurement. E.g. if the circumference of the limb measures 26cm, select Iceross size 25.

NOTE - ICEROSS LOCKING LINERS:

The incorporated size-specific umbrella works in conjunction with the matrix. Function of both the umbrella and matrix is dependent on correct size selection of the Iceross liner. Incorrect sizing may cause discomfort to the user, perspiration and reduced control of the prosthesis.

NOTE - ICEROSS SEAL-IN LINERS:

For Iceross Seal-In liners, it is essential that the Hypobaric Sealing Membrane (HSM™) sits correctly against the liner around its full circumference. Once you have selected the liner according to our instructions, assess the membrane according to the pictures below, visually and manually. Refer to picture 3. **In some cases, the next size down may need to be selected to achieve this fitting (this is unique to Iceross Seal-In liners and should not be applied to other Iceross models, including the Iceross Seal-In X5 and Seal-In V liners).**



1. LINER IS TOO SMALL



2. LINER IS TOO BIG



3. LINER FITS CORRECTLY

The sizing recommendations are intended as a guide. There may be occasions when alternative sizes need to be selected.

ICEROSS® TRANSTIBIAL LINERS BY ÖSSUR

2. IMPACT LEVELS

The impact levels are important considerations when selecting a liner. Impact levels relate to the amount of loading placed through the Iceross liner.

3. FITTING AIDS

The profile of the Iceross is cylindrical with a rounded distal end. This design accommodates most residual limb shapes. There are occasions, however, when a patient will exhibit an unusual or irregular residual limb shape that does not enable a total contact fit between the skin and the Iceross. The fitting aids are designed to work in conjunction with the Iceross to change the profile of unusual or irregular residual limb shapes to match that of the Iceross. This process is known as profile matching.



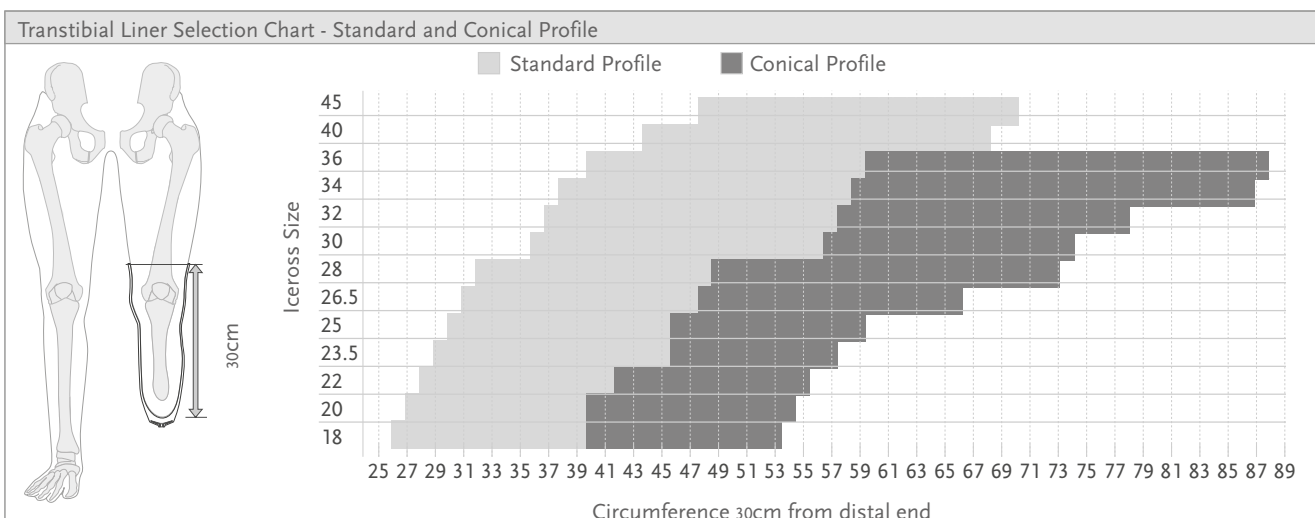
Assess the residual limb shape:

- If the shape is cylindrical, then no fitting aids are required.
- If the residual limb presents a square or flattened distal end, then an Iceross Pad should be installed distally to ensure profile matching between the end of the residual limb and the rounded end of the Iceross liner.
- If the residual limb is conical in shape, then a Distal Cup could be used in conjunction with the Iceross to help ensure correct profile matching. The Distal Cup will assist in providing a more cylindrical shape prior to fitting the Iceross liner.
- Iceross liner size is selected from a measurement taken over the Distal Cup on the residual limb.
- If the residual limb presents with a bulbous distal end (ankle disarticulation, Symes, Lisfranc, etc.), Iceross use is contraindicated and you should consult your local Össur representative to find an appropriate solution.

4. PROFILE

Measure the circumference of the residual limb approximately 30 cm above the distal end, refer to the horizontal axis of the selection chart. If the intersection from the horizontal and vertical axes lies in the light grey area of the chart then a standard profile is recommended, if it lies in the dark grey area then a conical profile is recommended.

5. FITTING AID



Note: This chart is only an indication of use and should only be used to support the CPO's own experience.

ICEROSS SEAL-IN® X LOCKING



The Iceross Seal-In X Locking liner is a silicone liner for transtibial amputees of all activity levels, providing superior function by combining the benefits of locking suspension with the benefits of Seal-In. The liner is available in both 3mm and 6mm profiles.

The liner features:


- Soft DermoGel® silicone
- Seamless functional textile for easy knee bending
- Stabilizing matrix
- Compatible with all movable seal-ring options

The seal-ring offering provides three different options:

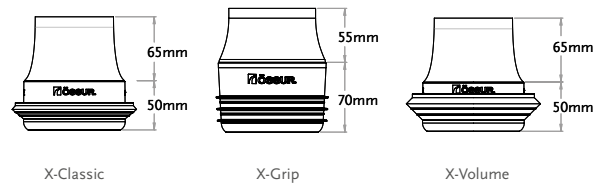
- X-Classic
- X-Grip
- X-Volume

The liner should be used with the Icelock 562 Hybrid (L-562000) and an airtight socket.

Combine Seal-In Technology with Unity vacuum system for stabilization of volume fluctuations and comfortable socket fit throughout the day.



| User Information | |
|-------------------|--|
| Amputation Level: | Transtibial |
| Impact Level: | Low to High |
| Liner Information | |
| Liner Sizes: | 16, 18, 20, 22, 23.5, 25, 26.5, 28, 30, 32, 34, 36, 40, 45 |
| Liner Profiles: | 3mm and 6mm |
| Seal Ring Sizes: | 20, 22, 24, 26, 28, 30, 32, 35, 38, 41, 44, 47, 51, 55, 60, 65 |
| Matrix | 10 cm |



SUSPENSION METHOD



SEAL-IN X LOCKING

FEATURES



FABRIC COVER



ACTIVE SKIN CARE



SILKEN INNER SURFACE



EASY GLIDE*



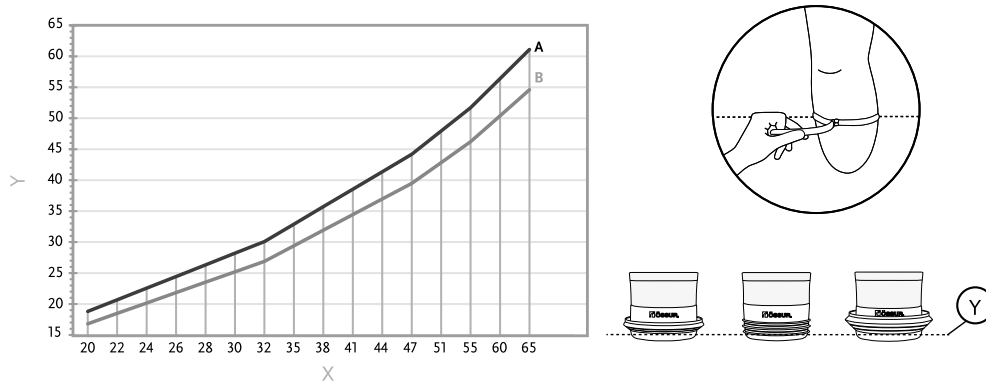
STABILIZING MATRIX

* Easy Glide only applies to the Seal Rings

ICEROSS SEAL-IN® X LOCKING

SEAL RING SIZE SELECTION

1. Measure residual limb circumference (in cm) at the appropriate location, directly on the skin
2. Refer to the sizing chart to estimate correct device size
3. Sizing chart legend: X-Seal size, Y-Circumference (cm), A-Tight fit, B-Loose fit



PART NUMBER INFORMATION - ICEROSS SEAL-IN X LINER

| Part# | Description | Contains |
|----------|-------------------------------|----------------------------------|
| I-SXL3XX | Iceross Seal-In X Locking 3mm | Liner in size XX and 3mm profile |
| I-SXL6XX | Iceross Seal-In X Locking 6mm | Liner in size XX and 6mm profile |
| I-SXC0XX | Iceross Seal-In X-Classic | Seal-In X-Classic Ring |
| I-SXG0XX | Iceross Seal-In X-Grip | Seal-In X-Grip Ring |
| I-SXV0XX | Iceross Seal-In X-Volume | Seal-In X-Volume Ring |
| I-RXC001 | Seal-In X-Classic Kit 26-51 | 10 Seal-In X-Classic Rings |
| I-RXC004 | Seal-In X-Classic Kit 20-65 | 16 Seal-In X-Classic Rings |
| I-RXG001 | Seal-In X-Grip Kit 26-51 | 10 Seal-In X-Grip Rings |
| I-RXG004 | Seal-In X-Grip Kit 20-65 | 16 Seal-In X-Grip Rings |
| I-RXV001 | Seal-In X-Volume Kit 26-51 | 10 Seal-In X-Volume Rings |
| I-RXV004 | Seal-In X-Volume Kit 20-65 | 16 Seal-In X-Volume Rings |

ICEROSS SEAL-IN® X



Providing advanced Seal-In technology for a wider range of users, Iceross Seal-In X is easier to invert and don, even for less active users who may have hand dexterity issues.

The sleeveless design features a separate seal ring, which can be flexibly positioned for optimum suction regardless of limb shape. It can also be moved as necessary throughout the day for added comfort. Special seamless fabric elongates appropriately over the patella for knee flexion, while the soft, yet durable silicone blend helps nurture potentially fragile skin.

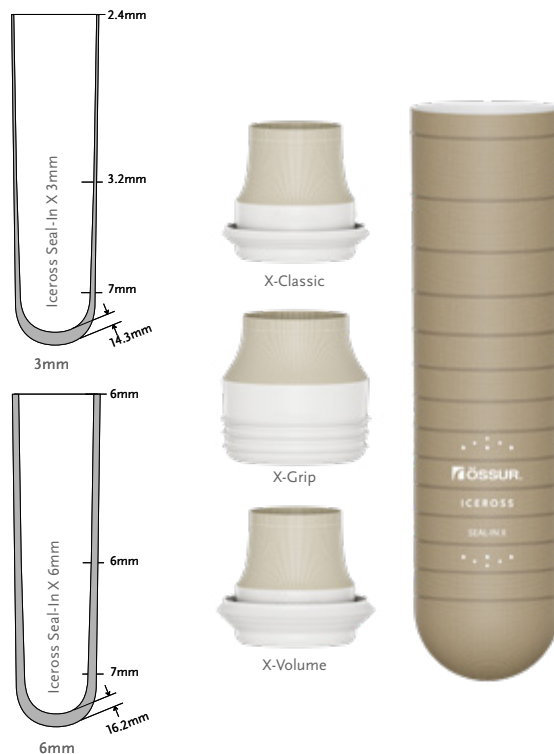
The seal-ring offering provides three different options:

- X-Classic - the classic day-to-day seal
- X-Grip - for good rotational control
- X-Volume - accommodates more volume reduction

The modular nature of the product makes selection easier, enhancing inventory control. Seal rings can also be renewed as required, without the need for a new liner.

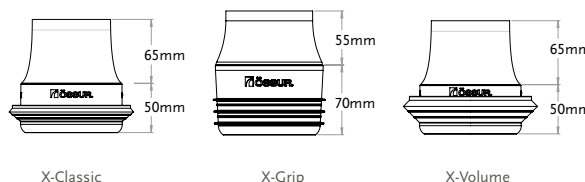
Seal-In X technology is for use with Össur's Unity vacuum system.

With the Easy Glide coating technology the liner offers users a high handling comfort. No lubricants are needed for donning and it is easy to clean. Easy-glide coating only applies to the seal-rings.



| User Information | |
|-------------------|--|
| Amputation Level: | Transtibial |
| Impact Level: | Low to High |
| Liner Information | |
| Liner Sizes: | 16, 18, 20, 22, 23.5, 25, 26.5, 28, 30, 32, 34, 36, 40*. |
| Liner Profiles: | 3mm, 6mm |
| Seal Ring Sizes: | 20, 22, 24, 26, 28, 30, 32, 35, 38, 41, 44, 47, 51, 55, 60, 65 |

*Size 40 is only available in 3mm.



SUSPENSION METHOD



SEAL-IN X

FEATURES



FABRIC COVER



ACTIVE SKIN CARE



SILKEN INNER SURFACE

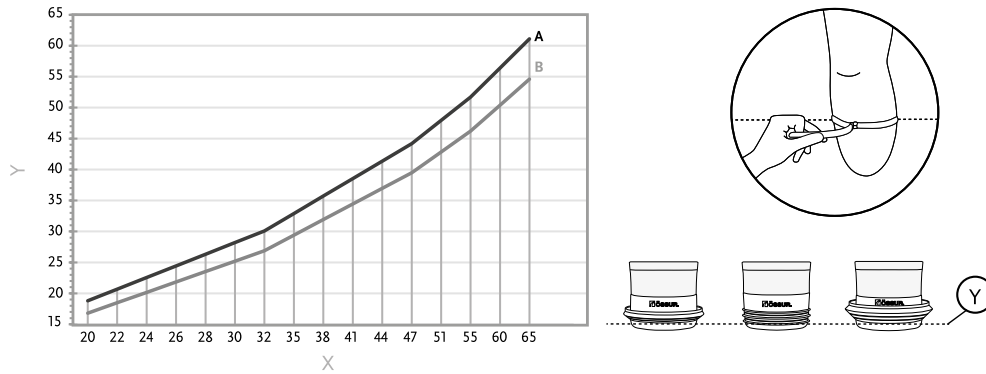


EASY GLIDE

ICEROSS SEAL-IN® X

SEAL RING SIZE SELECTION

1. Measure residual limb circumference (in cm) at the appropriate location, directly on the skin
2. Refer to the sizing chart to estimate correct device size
3. Sizing chart legend: X-Seal size, Y-Circumference (cm), A-Tight fit, B-Loose fit



MINIMUM RECOMMENDED LENGTH OF RESIDUAL LIMB

Measure from mid-patella tendon to distal end. Compare the measurement to the table below.

| Liner Size | Minimum Length |
|------------|----------------|
| 16-23,5 | 11cm |
| 25-30 | 12cm |
| 32-36 | 13cm |
| 40 | 14cm |

PART NUMBER INFORMATION - ICEROSS SEAL-IN X LINER

| Part# | Description | Contains |
|----------|-----------------------------|----------------------------|
| I-4443XX | Iceross Seal-In X 3mm | Liner |
| I-4446XX | Iceross Seal-In X 6mm | Liner |
| I-SXC0XX | Iceross Seal-In X-Classic | Seal-In X-Classic Ring |
| I-SXG0XX | Iceross Seal-In X-Grip | Seal-In X-Grip Ring |
| I-SXV0XX | Iceross Seal-In X-Volume | Seal-In X-Volume Ring |
| I-RXC001 | Seal-In X-Classic Kit 26-51 | 10 Seal-In X-Classic Rings |
| I-RXC004 | Seal-In X-Classic Kit 20-65 | 16 Seal-In X-Classic Rings |
| I-RXG001 | Seal-In X-Grip Kit 26-51 | 10 Seal-In X-Grip Rings |
| I-RXG004 | Seal-In X-Grip Kit 20-65 | 16 Seal-In X-Grip Rings |
| I-RXV001 | Seal-In X-Volume Kit 26-51 | 10 Seal-In X-Volume Rings |
| I-RXV004 | Seal-In X-Volume Kit 20-65 | 16 Seal-In X-Volume Rings |

ICEROSS SEAL-IN® V TRANSTIBIAL WITH WAVE



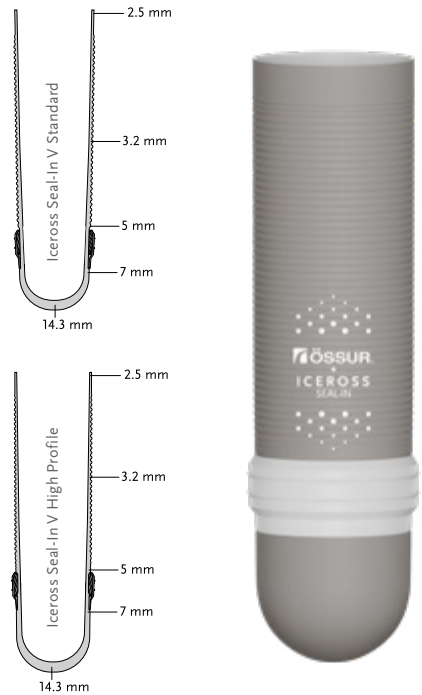
Iceross Seal-In V features the latest Seal-In membrane for in-socket seal technology available today.

Based on the Iceross Cushion profile, Iceross Seal-In V has a soft distal end for close fit and comfort.

Iceross Seal-In V is available with the seal in two different locations, Standard and High Profile. The High Profile variant should be used when residual limb length allows for it, especially in case of sensitive spots on the distal tibial crest.

Össur recommends Iceross Seal-In V for amputees already past the initial phase of volume and shape conditioning, during the first months post-amputation Iceross Dermo Cushion & Iceross Sleeve are recommended.

| User Information | |
|-------------------|---------------------------------------|
| Amputation Level: | Transtibial |
| Impact Level: | All |
| Liner Information | |
| Sizes: | 18,20,22,23.5,25,26.5,28,30,32,34,36. |
| Profile: | 3mm wave |



SUSPENSION METHOD



SEAL-IN V

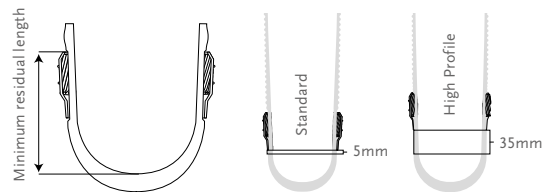
FEATURES



SEAL HEIGHTS AND TRIM LINES

| Liner Size | Minimal Residual Length* | |
|------------|--------------------------|--------------|
| | Standard | High Profile |
| 18-20 | 9cm | 13cm |
| 21-25 | 10cm | 14cm |
| 26-30 | 11cm | 15cm |
| 31-36 | 12cm | 15cm |

*Residual limb shapes and trim line preference varies, minimum residual length values are approximates only.



PART NUMBER INFORMATION - ICEROSS SEAL-IN V TRANSTIBIAL LINER WITH WAVE

| Part# | Profile | Description |
|----------|----------|------------------------|
| I-4713XX | Wave 3mm | Seal-In V |
| I-4723XX | Wave 3mm | Seal-In V High Profile |

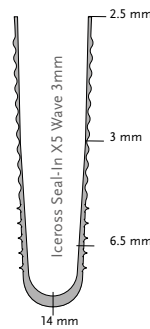
ICEROSS SEAL-IN® X5 TRANSTIBIAL WITH WAVE



The Iceross Seal-In X5 with Wave incorporates a series of five integrated seals that conform to the shape of the residual limb and the internal socket wall, providing an airtight seal.

The Iceross Seal-In X5 with Wave offers uncompromised security and freedom of movement.

Össur recommends that Iceross Seal-In X5 Transtibial Liner with Wave is used in conjunction with the Icelock® 500 Series Expulsion Valve.



| User Information | |
|-------------------|---------------------------------------|
| Amputation Level: | Transtibial |
| Impact Level: | All |
| Liner Information | |
| Size Standard: | 18,20,22,23.5,25,26.5,28,30,32,34,36. |
| Profile: | 3mm |
| Matrix: | 10-13cm |

SUSPENSION METHOD



SEAL-IN X5

FEATURES



STABILIZING MATRIX



FABRIC COVER



ACTIVE SKIN CARE



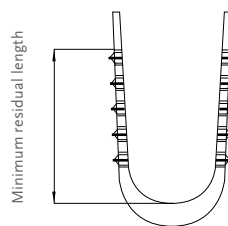
SILKEN INNER SURFACE



WAVE

MINIMUM RECOMMENDED LENGTH OF RESIDUAL LIMB

| Liner Size | Matrix Length |
|------------|---------------|
| 18 | 10cm |
| 20-25 | 11cm |
| 26.5-30 | 12cm |
| 32-36 | 13cm |



Matrix size varies depending on the liner size, the smaller the liner the shorter the matrix.

PART NUMBER INFORMATION - ICEROSS SEAL-IN X5 TRANSTIBIAL LINER WITH WAVE

| Part# | Profile | Suspension Method | Matrix |
|----------|----------|-------------------|-----------|
| I-3664XX | Wave 3mm | Seal-In X5 | 10 - 13cm |

ICEROSS SEAL-IN® X5 TRANSTIBIAL



The Iceross Seal-In X5 incorporates a series of five integrated seals that conform to the shape of the residual limb and the internal socket wall, providing an airtight seal.

Össur recommends that Iceross Seal-In X5 Transtibial Liner is used in conjunction with the Icelock® 500 Series Expulsion Valve.

| User Information | |
|-------------------|---------------------------------------|
| Amputation Level: | Transtibial |
| Impact Level: | All |
| Liner Information | |
| Size Standard: | 18,20,22,23.5,25,26.5,28,30,32,34,36. |
| Profile: | 3mm |
| Matrix: | 10-13cm |



SUSPENSION METHOD



SEAL-IN X5

FEATURES



STABILIZING MATRIX



FABRIC COVER



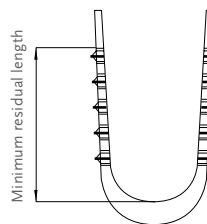
ACTIVE SKIN CARE



SILKEN INNER SURFACE

MINIMUM RECOMMENDED LENGTH OF RESIDUAL LIMB

| Liner Size | Matrix Length |
|------------|---------------|
| 18 | 10cm |
| 20-25 | 11cm |
| 26.5-30 | 12cm |
| 32-36 | 13cm |



PART NUMBER INFORMATION - ICEROSS SEAL-IN X5 TRANSTIBIAL LINER

| Part# | Profile | Suspension Method | Matrix |
|----------|---------|-------------------|-----------|
| I-3663XX | 3mm | Seal-In X5 | 10 - 13cm |

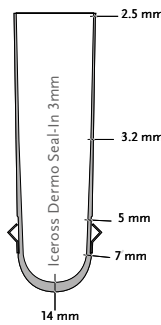
ICEROSS DERMO SEAL-IN®



Made with the softest silicone, Iceross Dermo cushions the limb while actively caring for the skin. For vascular patients and those with sensitive skin.

Iceross Dermo is a premium suspension liner that provides superb softness, gentle skin contact and unique Active Skin Care ingredients. The combination of DermoGel® silicone with an ultra-strong and elastic Supplex® fabric cover offers excellent durability and an intimate fit.

Össur recommends that Iceross Dermo Seal-In Liner is used in conjunction with the Icelock® 500 Series Expulsion Valve.



| User Information | |
|-------------------|---------------------------------------|
| Amputation Level: | Trans tibial |
| Impact Level: | Low to High |
| Liner Information | |
| Size Standard: | 18,20,22,23.5,25,26.5,28,30,32,34,36. |
| Profile: | 3mm |
| Matrix: | 10cm |

SUSPENSION METHOD



FEATURES



STABILIZING MATRIX



FABRIC COVER



ACTIVE SKIN CARE



SILKEN INNER SURFACE

PART NUMBER INFORMATION - ICEROSS DERMO SEAL-IN LINER

| Part# | Profile | Suspension Method | Matrix |
|----------|---------|-------------------|--------|
| I-4613XX | 3mm | Seal-In | 10cm |

ICEROSS® SYNERGY™ LOCKING WITH WAVE

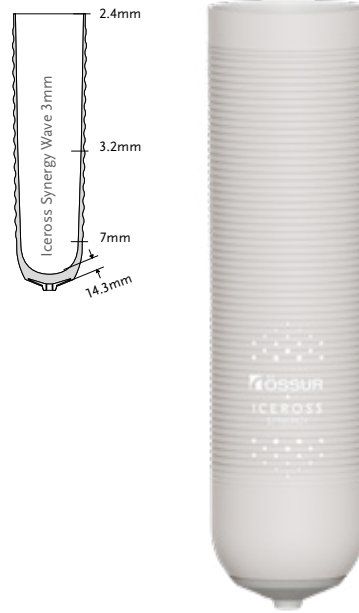


The Iceross Synergy liner with Wave incorporates a unique combination of two different silicone durometers to provide balance of comfort and stability.

A firm silicone outer layer provides outstanding stability for active use, while a softer shock-absorbing inner layer nurtures the skin, offering superb suspension and comfort.

Iceross Synergy with Wave makes the liner easier to flex at the knee, allowing it to adapt more to the user's movements. Less resistance means that less energy is required to flex the knee.

Össur recommends that Iceross Synergy Liner with Wave is used in conjunction with the Icelock® 600 Series.



| User Information | |
|-------------------|---|
| Amputation Level: | Transtibial |
| Impact Level: | Moderate to Extreme |
| Liner Information | |
| Size Standard: | 16, 18, 20, 22, 23.5, 25, 26.5, 28, 30, 32, 34, 36, 40, 45. |
| Profile: | 3mm |
| Matrix: | 10cm or Adjusted 2-14cm* |

SUSPENSION METHOD



LOCKING

FEATURES



STABILIZING MATRIX



FABRIC COVER



ACTIVE SKIN CARE



SILKEN INNER SURFACE



DOUBLE DUROMETER



WAVE

PART NUMBER INFORMATION - ICEROSS SYNERGY LOCKING LINER WITH WAVE

| Part# | Profile | Suspension Method | Matrix |
|----------|----------|-------------------|------------------|
| I-6303XX | 3mm Wave | Locking | 10cm |
| I-6206XX | 3mm Wave | Locking | Adjusted 2-14cm* |

*For a custom matrix, please specify the required matrix length on your order. Please note that deviation in the stabilizing matrix length can be +/- 1.5cm.

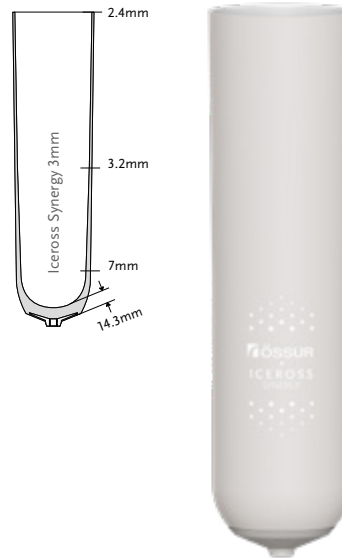
ICEROSS® SYNERGY™ LOCKING



The Iceross Synergy liner incorporates a unique combination of two different silicone durometers to provide balance of comfort and stability.

A firm silicone outer layer provides outstanding stability for active use, while a softer shock-absorbing inner layer nurtures the skin, offering superb suspension and comfort.

Össur recommends that Iceross Synergy Liner is used in conjunction with the Icelock® 600 Series.



| User Information | |
|-------------------|--|
| Amputation Level: | Transtibial |
| Impact Level: | Moderate to Extreme |
| Liner Information | |
| Size Standard: | 16,18,20,22,23.5,25,26.5,28,30,32,34,36,40,45. |
| Profile: | 3mm |
| Matrix: | 10cm or Adjusted 2-14cm* |

SUSPENSION METHOD



LOCKING

FEATURES



STABILIZING MATRIX



FABRIC COVER



ACTIVE SKIN CARE



SILKEN INNER SURFACE



DOUBLE DUROMETER

PART NUMBER INFORMATION - ICEROSS SYNERGY LOCKING LINER

| Part# | Profile | Suspension Method | Matrix |
|----------|---------|-------------------|------------------|
| I-6003XX | 3mm | Locking | 10cm |
| I-6203XX | 3mm | Locking | Adjusted 2-14cm* |

*For a custom matrix, please specify the required matrix length on your order. Please note that deviation in the stabilizing matrix length can be +/- 1.5cm.

ICEROSS DERMO® LOCKING WITH WAVE

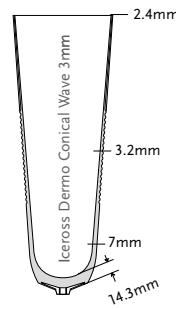
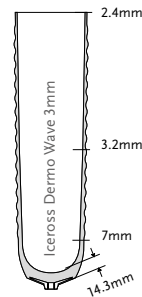


Made with the softest silicone, Iceross Dermo cushions the limb while actively caring for the skin. A solution for people with vascular problems or sensitive skin.

Iceross Dermo features horizontal waves designed for easier flexion at the knee, Iceross Dermo Conical also features vertical waves intended to reduce pressure at the wider, proximal end and help prevent the edges from rolling down.

A premium suspension liner that provides superb softness, gentle skin contact and unique Active Skin Care ingredients. The combination of DermoGel® silicone with an ultra-strong and elastic Supplex® fabric cover offers excellent durability and an intimate fit.

Össur recommends that Iceross Dermo Liner with Wave is used in conjunction with the Icelock® 600 series.



| User Information | |
|-------------------|---|
| Amputation Level: | Transtibial |
| Impact Level: | Low to Moderate |
| Liner Information | |
| Size Standard: | 16, 18, 20, 22, 23.5, 25, 26.5, 28, 30, 32, 34, 36, 40, 45. |
| Size Conical: | 18, 20, 22, 23.5, 25, 26.5, 28, 30, 32, 34, 36. |
| Profile: | 3mm |
| Matrix: | 10cm or Adjusted 2-14cm* |

SUSPENSION METHOD



LOCKING

FEATURES



STABILIZING MATRIX



FABRIC COVER



ACTIVE SKIN CARE



SILKEN INNER SURFACE



WAVE



CONICAL

PART NUMBER INFORMATION - ICEROSS DERMO LOCKING LINER WITH WAVE

| Part# | Profile | Suspension Method | Matrix |
|----------|------------------|-------------------|--------------------|
| I-4313XX | 3mm Wave | Locking | 10cm |
| I-4223XX | 3mm Wave | Locking | Adjusted (2-14cm)* |
| I-4913XX | Conical 3mm Wave | Locking | 10cm |

*For a custom matrix, please specify the required matrix length on your order. Please note that deviation in the stabilizing matrix length can be +/- 1.5cm.

ICEROSS DERMO® LOCKING



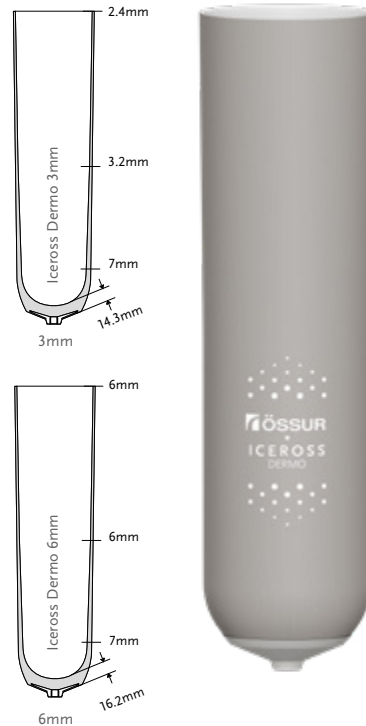
Made with the softest silicone, Iceross Dermo cushions the limb while actively caring for the skin. For vascular users and those with sensitive skin.

Iceross Dermo is a premium suspension liner that provides superb softness, gentle skin contact and unique Active Skin Care ingredients. The combination of DermoGel® silicone with an ultra-strong and elastic Supplex® outer cover offers excellent durability and an intimate fit.

Össur recommends that Iceross Dermo Liner is used in conjunction with the Icelock® 600 Series.

| User Information | |
|-------------------|--|
| Amputation Level: | Transtibial |
| Impact Level: | Low to Moderate |
| Liner Information | |
| Size Standard: | 16, 18, 20, 22, 23.5, 25, 26.5, 28, 30, 32, 34, 36, 40, 45*. |
| Profile: | 3mm or 6mm |
| Matrix: | 10cm or Adjusted 2-14cm* |

* Iceross Dermo 6mm Custom Liner is not available in the following sizes: 16, 18, 34, 36, 40, 45.



SUSPENSION METHOD



LOCKING

FEATURES



STABILIZING MATRIX



FABRIC COVER



ACTIVE SKIN CARE



SILKEN INNER SURFACE

PART NUMBER INFORMATION - ICEROSS DERMO LOCKING LINER

| Part# | Profile | Suspension Method | Matrix |
|----------|---------|-------------------|------------------|
| I-4013XX | 3mm | Locking | 10cm |
| I-4213XX | 3mm | Locking | Adjusted 2-14cm* |
| I-4016XX | 6mm | Locking | 10cm |
| I-4216XX | 6mm | Locking | Adjusted 2-14cm* |

*For a custom matrix, please specify the required matrix length on your order. Please note that deviation in the stabilizing matrix length can be +/- 1.5cm.

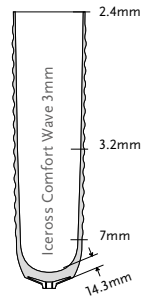
ICEROSS COMFORT® LOCKING WITH WAVE



Iceross Comfort is designed with Össur's stabilising matrix, a size-specific distal attachment and a nylon fabric cover. Iceross Comfort utilises soft Sensil® silicone and is a liner for residual limbs with bony prominences prone to pressure peaks.

Össur recommends that Iceross Comfort Liner with Wave is used in conjunction with the Icelock® 600 Series.

| User Information | |
|-------------------|--|
| Amputation Level: | Transtibial |
| Impact Level: | Low to Moderate |
| Liner Information | |
| Size Standard: | 16, 18, 20, 22, 23.5, 25, 26.5, 28, 30, 32, 34, 36, 40, 45 |
| Profile: | 3mm |
| Matrix: | 10cm |



SUSPENSION METHOD



LOCKING

FEATURES



STABILIZING MATRIX



FABRIC COVER



SILKEN INNER SURFACE



WAVE

PART NUMBER INFORMATION - ICEROSS COMFORT LOCKING WITH WAVE LINER

| Part# | Profile | Suspension Method |
|----------|----------|-------------------|
| I-5303XX | 3mm Wave | Locking |

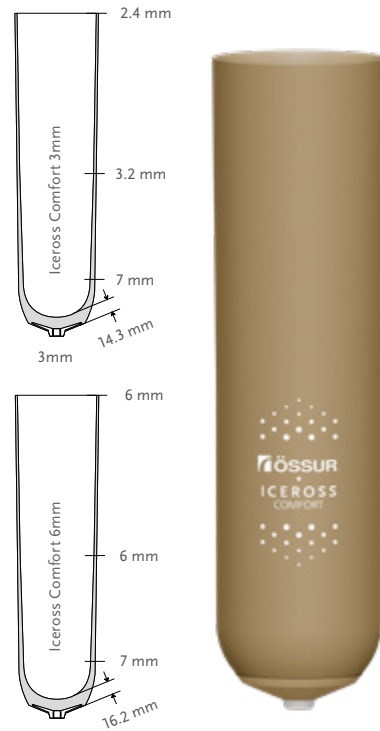
ICEROSS COMFORT® LOCKING



Iceross Comfort is designed with Össur's patented stabilising matrix, a size-specific distal attachment and a nylon fabric cover. Iceross Comfort is an exceptional liner for residual limbs with bony prominences prone to pressure peaks.

Össur recommends that Iceross Comfort Liner is used in conjunction with the Icelock® 600 Series.

| User Information | |
|-------------------|---|
| Amputation Level: | Transtibial |
| Impact Level: | Low to Moderate |
| Liner Information | |
| Size Standard: | 16, 18, 20, 22, 23.5, 25, 26.5, 28, 30, 32, 34, 36, 40, 45. |
| Profile: | 3mm or 6mm |
| Matrix: | 10cm or Adjusted 2-14cm* |



SUSPENSION METHOD



LOCKING

FEATURES



STABILIZING MATRIX



FABRIC COVER

PART NUMBER INFORMATION - ICEROSS COMFORT LOCKING LINER

| Part# | Profile | Suspension Method | Matrix |
|----------|---------|-------------------|------------------|
| I-5406XX | 3mm | Locking | 10cm |
| I-5506XX | 3mm | Locking | Adjusted 2-14cm* |
| I-5006XX | 6mm | Locking | 10cm |
| I-5106XX | 6mm | Locking | Adjusted 2-14cm* |

*For a custom matrix, please specify the required matrix length on your order. Please note that deviation in the stabilizing matrix length can be +/- 1.5cm.

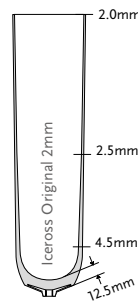
ICEROSS® ORIGINAL LOCKING



The Iceross Original post-operative liner is easy to don and doff and is recommended for users from low to high activity levels who require good stability and suspension. The Stabilising Matrix effectively minimises pistoning.

Össur recommends that Iceross Original Liner is used in conjunction with the Icelock® 600 Series.

| User Information | |
|-------------------|---|
| Amputation Level: | Transtibial |
| Impact Level: | Low to High |
| Liner Information | |
| Size with cover: | 16, 18, 20, 22, 23.5, 25, 26.5, 28, 30, 32, 34, 36, 38, 40, 42, 45. |
| Profile: | 2mm |
| Matrix: | 10cm or Adjusted 2-14cm* |



SUSPENSION METHOD



LOCKING

FEATURES



STABILIZING MATRIX



FABRIC COVER

PART NUMBER INFORMATION - ICEROSS ORIGINAL LOCKING LINER WITH COVER

| Part# | Description | Profile | Suspension Method | Matrix |
|----------|-----------------------------|---------|-------------------|------------------|
| I-0124XX | Iceross Original with Cover | 2mm | Locking | 10cm |
| I-2024XX | Iceross Original with Cover | 2mm | Locking | Adjusted 2-14cm* |

*For a custom matrix, please specify the required matrix length on your order. Please note that deviation in the stabilizing matrix length can be +/- 1.5cm.

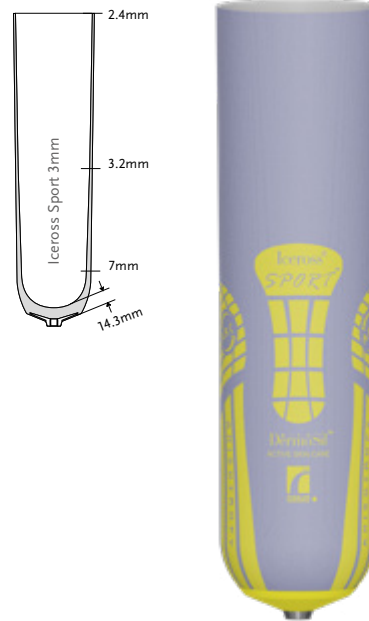
ICEROSS® SPORT LOCKING



For active amputees that experience greater stress on the residual limb and require additional stability and intimacy of fit. Iceross Sport features a unique double-layer silicone design and an Advanced Rotation Control System that together provide effective shock-absorption and rotational stability.

Unlike other suspension liners that are designed mainly for lower activity levels, Iceross Sport is designed specifically to give active amputees the stability and support needed to lead an active lifestyle.

Össur recommends that Iceross Sport Liner is used in conjunction with the Icelock® 600 Series.



| User Information | |
|-------------------|---|
| Amputation Level: | Trans tibial |
| Impact Level: | High to Extreme |
| Liner Information | |
| Size Standard: | 16, 18, 20, 22, 23.5, 25, 26.5, 28, 30, 32, 34. |
| Profile: | 3mm |
| Matrix: | 10cm or Adjusted 2-14cm* |

SUSPENSION METHOD



LOCKING

FEATURES



STABILIZING MATRIX



FABRIC COVER



ACTIVE SKIN CARE



DOUBLE DUROMETER

PART NUMBER INFORMATION - ICEROSS SPORT LOCKING LINER

| Part# | Profile | Suspension Method | Matrix | Items |
|----------|---------|-------------------|------------------|-------|
| I-1033XX | 3mm | Locking | 10cm | N/A |
| I-1233XX | 3mm | Locking | Adjusted 2-14cm* | N/A |

*For a custom matrix, please specify the required matrix length on your order. Please note that deviation in the stabilizing matrix length can be +/- 1.5cm.

RELAX™ LOCKING

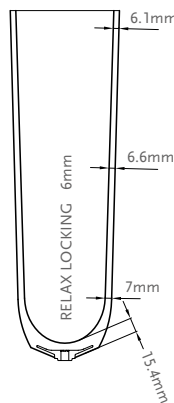
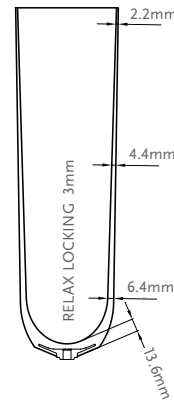


Relax Locking below-the-knee liner provides secure suspension between the residual limb and the prosthesis. The silicone used is particularly skin-friendly and easy to clean while the Umbrellan fabric is designed to treat phantom pain.

Benefits of Relax Locking

- Soft-tissue cohesion relieves stress on the residual limb
- Hard wearing textile for easy donning and doffing
- Pleasant wearing comfort due to good adhesion and soft tissue stabilisation.

| User Information | |
|-------------------|--|
| Amputation Level: | Transtibial |
| Impact Level: | All |
| Liner Information | |
| Size Standard: | 18, 20, 22, 23.5, 25, 26.5, 28, 30, 32, 34, 36, 38, 40, 45 |
| Profile: | 3mm or 6mm |
| Matrix: | 10cm |



SUSPENSION METHOD



LOCKING

FEATURES



STABILIZING MATRIX



FABRIC COVER



UMBRELLAN

PART NUMBER INFORMATION - RELAX LOCKING LINER

| Part# | Profile | Suspension Method | Matrix |
|---------|---------|-------------------|--------|
| M8994XX | 3mm | Locking | 10cm |
| M8996XX | 6mm | Locking | 10cm |


ICEROSS® SYNERGY™ CUSHION



The Iceross Synergy Cushion liner incorporates a unique combination of two different silicone durometers to provide balance of comfort and stability.

A firm silicone outer layer provides outstanding stability for active use, while a softer shock-absorbing inner layer nurtures the skin, offering superb suspension and comfort.

Össur recommends that Iceross Synergy Cushion Liner is used in conjunction with the Iceross Sleeve and the Icelock® 500 Series.



| User Information | |
|-------------------|---|
| Amputation Level: | Transtibial |
| Impact Level: | Moderate to Extreme |
| Liner Information | |
| Size Standard: | 16, 18, 20, 22, 23.5, 25, 26.5, 28, 30, 32, 34, 36, 40. |
| Profile: | 3mm |

SUSPENSION METHOD



CUSHION

FEATURES



FABRIC COVER



ACTIVE SKIN CARE



SILKEN INNER SURFACE



DOUBLE DUROMETER

PART NUMBER INFORMATION - ICEROSS SYNERGY CUSHION LINER

| Part# | Profile | Suspension Method |
|----------|---------|-------------------|
| I-CL63XX | 3mm | Cushion |

ICEROSS® SYNERGY™ CUSHION WITH WAVE

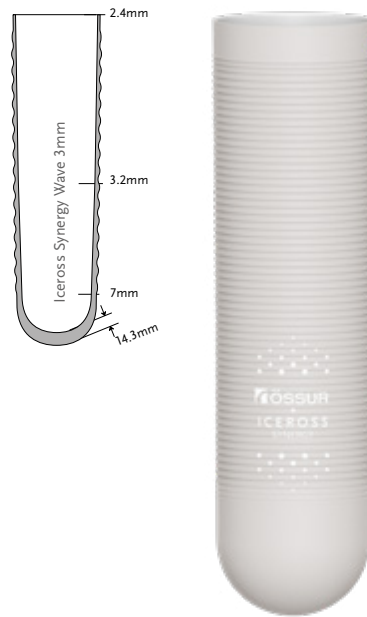


The Iceross Synergy Cushion liner with Wave incorporates a combination of two different silicone durometers providing suspension and comfort.

A firm silicone outer layer provides stability for active use, while a softer cushioning inner layer nurtures the skin, offering superb suspension and comfort.

The Wave feature makes the liner easier to flex at the knee, allowing it to adapt more to the user's movements. Less resistance means that less energy is required to flex the knee. It stretches easily over the patella and effectively controls folding of the liner behind the knee.

Össur recommends that Iceross Synergy Cushion Liner with Wave is used in conjunction with the Iceross Sleeve and the Icelock® 500 Series.



| User Information | |
|-------------------|---|
| Amputation Level: | Transtibial |
| Impact Level: | Moderate to Extreme |
| Liner Information | |
| Size Standard: | 16, 18, 20, 22, 23.5, 25, 26.5, 28, 30, 32, 34, 36, 40. |
| Profile: | 3mm |

SUSPENSION METHOD



CUSHION

FEATURES



FABRIC COVER



ACTIVE SKIN CARE



SILKEN INNER SURFACE



DOUBLE DUROMETER



WAVE

PART NUMBER INFORMATION - ICEROSS SYNERGY CUSHION LINER WITH WAVE

| Part# | Profile | Suspension Method |
|----------|----------|-------------------|
| I-CW63XX | 3mm Wave | Cushion |

ICEROSS DERMO® CUSHION



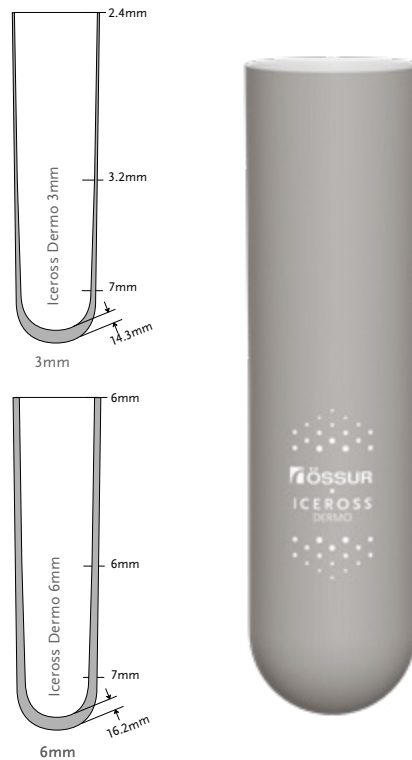
Iceross Dermo Cushion liner is made with the softest silicone that actively cares for the skin.

This liner provides superb softness, gentle skin contact and Össur's unique Active Skin Care ingredients. The combination of DermoGel® silicone with an ultra-strong and elastic Supplex® fabric cover offers excellent durability and an intimate fit.

Össur recommends that Iceross Dermo Cushion Liner is used in conjunction with Iceross Sleeve and Icelock® 500 Series.

| User Information | |
|-------------------|---|
| Amputation Level: | Transtibial |
| Impact Level: | Low to High |
| Liner Information | |
| Size Standard: | 16, 18, 20, 22, 23.5, 25, 26.5, 28, 30, 32, 34, 36, 40* |
| Profile: | 3mm or 6mm |

*Size 40 is only available in 3mm.



SUSPENSION METHOD



CUSHION

FEATURES



FABRIC COVER



ACTIVE SKIN CARE



SILKEN INNER SURFACE

PART NUMBER INFORMATION - ICEROSS DERMO CUSHION LINER

| Part# | Profile | Suspension Method |
|----------|---------|-------------------|
| I-CL43XX | 3mm | Cushion |
| I-CL46XX | 6mm | Cushion |

ICEROSS DERMO® CUSHION WITH WAVE




Iceross Dermo Cushion Liner with Wave is made with the softest silicone that actively cares for the skin.

This liner provides superb softness, gentle skin contact and Össur's unique Active Skin Care ingredients. The combination of DermoGel® silicone with an ultra-strong and elastic Supplex® fabric cover offers excellent durability and an intimate fit.

The Wave feature makes the liner easier to flex at the knee, allowing it to adapt more to the user's movements. Less resistance means that less energy is required to flex the knee.

Össur recommends that Iceross Dermo Cushion Liner with Wave is used in conjunction with Iceross Sleeve and Icelock® 500 Series.



| User Information | |
|-------------------|---|
| Amputation Level: | Transtibial |
| Impact Level: | Low to High |
| Liner Information | |
| Size Standard: | 16, 18, 20, 22, 23.5, 25, 26.5, 28, 30, 32, 34, 36, 40. |
| Profile: | 3mm |

SUSPENSION METHOD



CUSHION

FEATURES



FABRIC COVER



ACTIVE SKIN CARE



SILKEN INNER SURFACE



WAVE

PART NUMBER INFORMATION - ICEROSS DERMO CUSHION LINER WITH WAVE

| Part# | Profile | Suspension Method |
|----------|---------|-------------------|
| I-CW43XX | 3mm | Cushion |

ICEROSS COMFORT® CUSHION

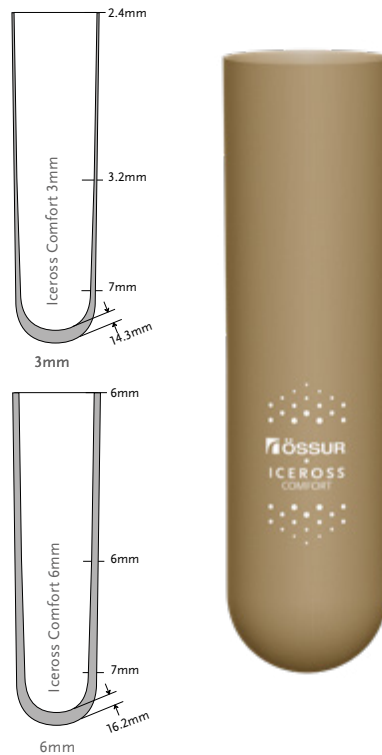


Iceross Comfort is designed with Össur’s Sensil® silicone and a nylon fabric cover. Iceross Comfort is an exceptional liner for residual limbs with bony prominences prone to pressure peaks, and/or conical residual limbs.

Össur recommends that Iceross Comfort Cushion Liner is used in conjunction with the Iceross Sleeve and Icelock® 500 Series.

| User Information | |
|-------------------|---|
| Amputation Level: | Transtibial |
| Impact Level: | Low to Moderate |
| Liner Information | |
| Size Standard: | 16, 18, 20, 22, 23.5, 25, 26.5, 28, 30, 32, 34, 36, 40* |
| Profile: | 3mm or 6mm |

*Size 40 is only available in 3mm.



SUSPENSION METHOD



CUSHION

FEATURES



FABRIC COVER

PART NUMBER INFORMATION - ICEROSS COMFORT CUSHION LINER

| Part# | Profile | Suspension Method |
|----------|---------|-------------------|
| I-CL53XX | 3mm | Cushion |
| I-CL56XX | 6mm | Cushion |

ICEROSS® ACTIVA CUSHION

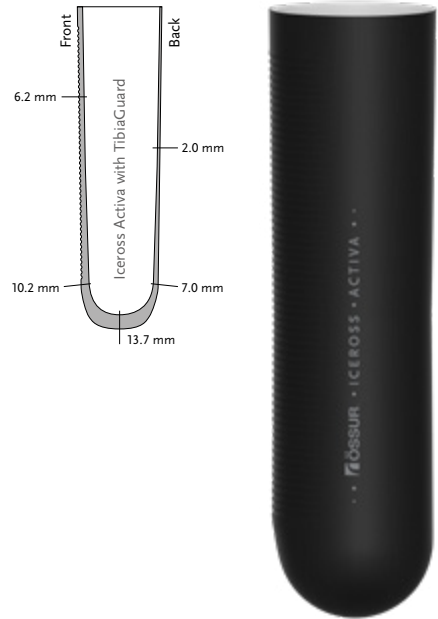


The supreme cushion liner for active users with cushioning, comfort and maximum stability.

The Iceross Activa with TibiaGuard is manufactured with revolutionary techniques that combine different types of silicone to meet the challenging requirements of highly active transtibial users.

The integrated TibiaGuard provides cushioning while a thinner, stiffer posterior portion is designed to enhance maximum stability.

| User Information | |
|-------------------|------------------------------------|
| Amputation Level: | Transtibial |
| Impact Level: | Moderate to Extreme |
| Liner Information | |
| Size Standard: | 18,20,22,23.5,25,26.5,28,30,32,34. |
| Profile: | 2mm posterior, 6mm anterior |



SUSPENSION METHOD



CUSHION

FEATURES



FABRIC COVER



ACTIVE SKIN CARE



SILKEN INNER SURFACE



DOUBLE DUROMETER



WAVE



TIBIAGUARD

PART NUMBER INFORMATION - ICEROSS ACTIVA WITH TIBIAGUARD CUSHION LINER

| Part# | Profile | Suspension Method |
|----------|-----------|-------------------|
| I-CT62XX | 2mm / 6mm | Cushion |

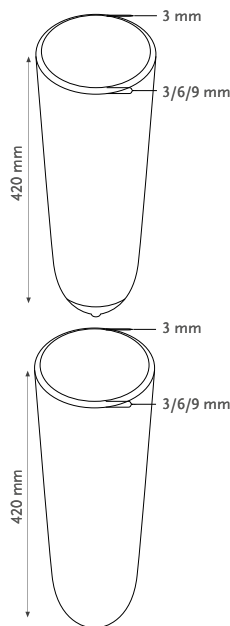
ICEFORM® LOCKING AND CUSHION



The Iceform Liner is made of Thermoplastic Elastomer (TPE) material and covered with durable textile. The thermo-formability of the TPE material allows the liner to adapt to residual limb irregularities and shape, providing comfort for low to medium impact use.

Össur recommends that the Iceform Cushion Liner is used in conjunction with the Iceform Sleeve.

| User Information | |
|-------------------|--|
| Amputation Level: | Transtibial |
| Impact Level: | Low to Moderate |
| Liner Information | |
| Size Standard: | Small (15), Medium (18), Medium+ (20), Large (25), Large+ (28), X-Large (33) |
| Profile: | Uniform 3, 6, and 9 mm Anterior, 3 mm Posterior |



SUSPENSION METHOD



LOCKING



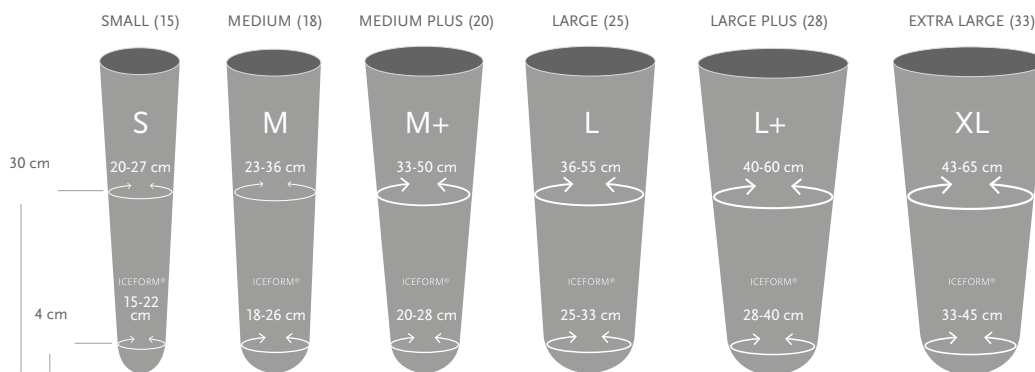
CUSHION

FEATURES



FABRIC COVER

SIZING




PART NUMBER INFORMATION - ICEFORM LOCKING AND CUSHION LINER

| Part# | Profile | Suspension Method |
|----------|----------------------|-------------------|
| T-0103XX | Iceform Uniform 3 mm | Locking |
| T-0106XX | Iceform Uniform 6 mm | Locking |
| T-0109XX | Iceform Uniform 9 mm | Locking |
| T-CL03XX | Iceform Uniform 3 mm | Cushion |
| T-CL06XX | Iceform Uniform 6 mm | Cushion |
| T-CL09XX | Iceform Uniform 9 mm | Cushion |

When ordering, please indicate size in the part number. The 2 digit size code is substituted for the xx in the part number. For example, iceform uniform 3 mm in size small (15) is T-010315.

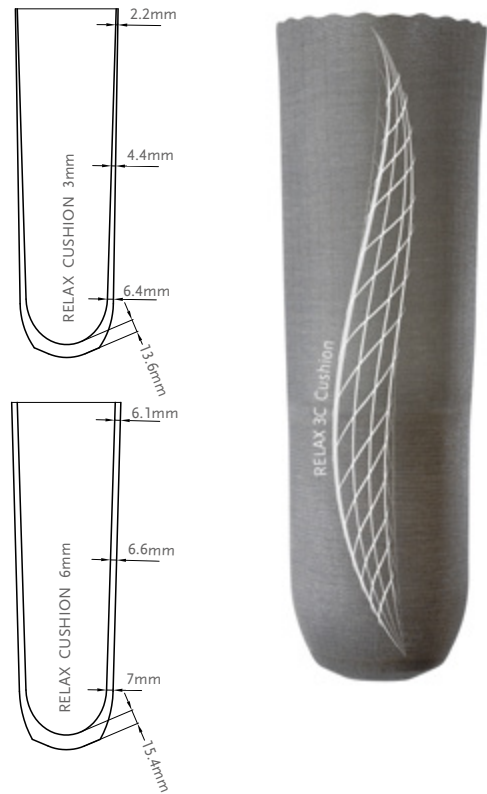
RELAX™ CUSHION



Relax Cushion is a below-the-knee liner that provides secure suspension between the residual limb and the prosthesis. The silicone used is particularly skin-friendly and easy to clean while the Umbrellan fabric is designed to treat phantom pain.

- Soft-tissue cohesion relieves stress on the residual limb
- Hard wearing textile for easy donning and doffing

| User Information | |
|-------------------|--|
| Amputation Level: | Transtibial |
| Impact Level: | All |
| Liner Information | |
| Size Standard: | 18, 20, 22, 23.5, 25, 26.5, 28, 30, 32, 34, 36, 38, 40, 45 |
| Profile: | 3mm or 6mm |
| Matrix: | 10cm |



SUSPENSION METHOD



CUSHION

FEATURES



STABILIZING MATRIX



FABRIC COVER



UMBRELLAN

PART NUMBER INFORMATION - RELAX CUSHION LINER

| Part# | Profile | Suspension Method | Matrix |
|---------|---------|-------------------|--------|
| M8997XX | 3mm | Cushion | 10cm |
| M8998XX | 6mm | Cushion | 10cm |

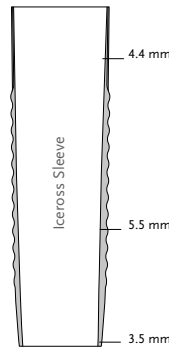
ICEROSS® SLEEVE



The Iceross Sleeve generates good suction, more security and less resistance at the knee.

Össur took the Wave technology to the next level when developing the Iceross Sleeve. The Wave feature makes the liner easier to flex at the knee, allowing it to adapt more to the user's movements. Less resistance means that less energy is required to flex the knee. It stretches effectively at the front and folds in a controlled way behind the knee.

The profile of the sleeve is thicker around the socket brims, focusing on strength at selected areas to reduce wear and tear. It is recommended to use the Iceross Sleeve in conjunction with the Iceross Cushion Liner Range.



| User Information | |
|--------------------|----------------|
| Amputation Level: | Transtibial |
| Impact Level: | All |
| Sleeve Information | |
| Size: | 35,41,49,55,62 |

PART NUMBER INFORMATION - ICEROSS SLEEVE

Measure circumference 15cm above mid-patella and choose the correct size.

| Part# | Size | Measurements |
|----------|------|--------------|
| F-201135 | 35 | 35-41cm |
| F-201141 | 41 | 41-49cm |
| F-201149 | 49 | 49-55cm |
| F-201155 | 55 | 55-62cm |
| F-201162 | 62 | 62-76cm |

ICEFLEX® BALANCE SLEEVE

This economically priced sleeve features soft silicone and a nylon/Lycra® cover. The nylon ensures strength and Lycra provides elasticity, while our silicone offers adhesion.



| User Information | |
|-------------------|-----------------|
| Amputation Level: | Transtibial |
| Impact Level: | Low to Moderate |

PART NUMBER INFORMATION - ICEFLEX BALANCE SLEEVE

Measure circumference 15cm above mid-patella.

| Part# | Size | Length | Measurements |
|----------|------|--------|--------------|
| F-101035 | 35 | 36cm | 35-49cm |
| F-101049 | 49 | 36cm | 49-62cm |
| F-101062 | 62 | 36cm | 62-69cm |

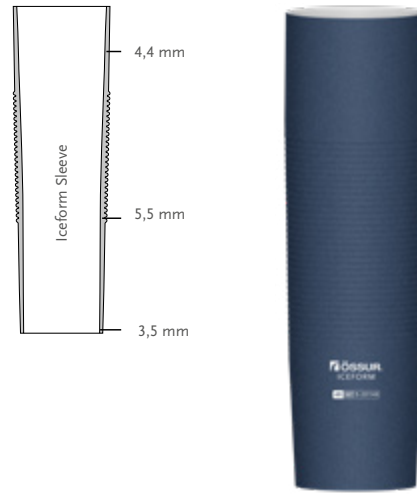
ICEFORM® SLEEVE



The Iceform Sleeve is made of Thermoplastic Elastomer (TPE) material and covered with seamless durable textile. The thermoformability of the TPE material allows the sleeve to adapt to residual limb shape for comfort. The elasticity of the TPE material and provides user comfort and safe suspension.

Össur recommends that the Iceform Sleeve is used in conjunction with the Iceform Cushion Liners, for low to medium impact use.

| User Information | |
|--------------------|--------------------|
| Amputation Level: | Transibial |
| Impact Level: | Low to Moderate |
| Sleeve Information | |
| Size: | 35, 41, 49, 55, 62 |



PART NUMBER INFORMATION - ICEFORM SLEEVE

Measure circumference 15 cm above mid-patella and choose the correct size.

| Part# | Size | Measurements |
|----------|------|--------------|
| S-201135 | 35 | 35-41 cm |
| S-201141 | 41 | 41-49 cm |
| S-201149 | 49 | 49-55 cm |
| S-201155 | 55 | 55-62 cm |
| S-201162 | 62 | 62-76 cm |

GENU SLEEVE



The Genu Sleeve generates good suction, high secure a high wearing comfort.

The Genu Sleeve knee sleeve is a TPE sleeve for low and moderate active patients who likes a high wearing comfort while bending the knee.



| User Information | |
|-------------------|-----------------|
| Amputation Level: | Transtibial |
| Impact Level: | Low to Moderate |

PART NUMBER INFORMATION - GENU SLEEVE

Measure circumference 15 cm above mid-patella and choose the correct size.

| Part# | Size | Measurements | Length |
|---------|------|--------------|--------------|
| MK00202 | S | 30–40cm | Approx. 35cm |
| MK00203 | M | 38–50cm | Approx. 35cm |
| MK00204 | L | 48–64cm | Approx. 35cm |

PROTECTOR

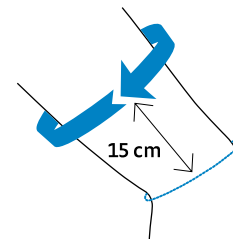
The Protector extends the life of a knee sleeve and is included in the package of a Genu Sleeve, but it can be ordered separately as well. It can be pulled over the socket before using the Genu Sleeve or any other knee sleeve.



PART NUMBER INFORMATION - GENU SLEEVE PROTECTOR

Measure the circumference of the thigh 15 cm above the patella and choose the appropriate size of the protector.

| Part# | Size | Circumference Thigh | Length |
|---------|------|---------------------|--------------|
| M000202 | S | 30–40cm | Approx. 35cm |
| M000203 | M | 38–50cm | Approx. 35cm |
| M000204 | L | 48–64cm | Approx. 35cm |

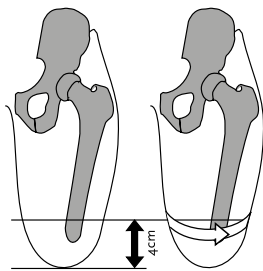


ICEROSS® TRANSFEMORAL LINERS BY ÖSSUR

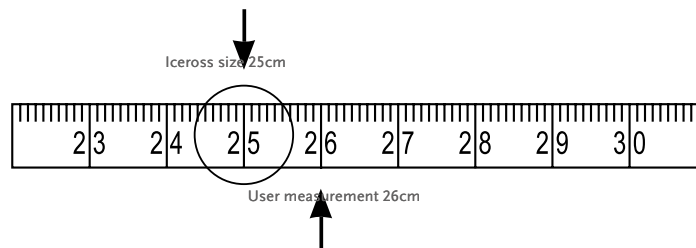
The transfemoral residual limb offers slightly different challenges to the prosthetist than the transtibial residual limb in terms of achieving results from a prosthetic fitting. In recognising these challenges, Össur was the first to design and introduce a specific Iceross Transfemoral liner to offer comfort, protection and suspension of the transfemoral prosthesis.

1. Size
2. Limb length
3. Profile
4. Use of fitting aids

1. SIZE



With the tissue of the residual limb hanging down, measure 4cm proximal to the distal end of the limb and mark this point on the skin. Measure the circumference of the limb at this point with medium tension on the tape measure.




The measurement taken corresponds to the size of Iceross to be used. Select the liner size matching your measurement or, if between sizes, select the next size below. Do not select a size larger than your measurement or more than one size below it. E.g. if the circumference of the limb measures 26cm, select Iceross size 25.

NOTE - ICEROSS LOCKING LINERS:

The incorporated size-specific umbrella works in conjunction with the matrix. Function of both the umbrella and matrix is dependent on correct size selection of the Iceross liner. Incorrect sizing may cause discomfort to the user, perspiration and reduced control of the prosthesis.

NOTE - ICEROSS SEAL-IN LINERS:

For Iceross Seal-In liners, it is essential that the Hypobaric Sealing Membrane (HSM™) sits correctly against the liner around its full circumference. Once you have selected the liner according to our instructions, assess the membrane according to the pictures below, visually and manually. Refer to Picture 3. **In some cases, the next size down may need to be selected to achieve this fitting. It is unique to the Iceross Seal-In liner and should not be applied to any other Iceross models including the Iceross Seal-In X5.**



1. LINER IS TOO SMALL



2. LINER IS TOO BIG



3. LINER FITS CORRECTLY

The sizing recommendations are intended as a guide. There may be occasions when alternative sizes need to be selected.

ICEROSS® TRANSFEMORAL LINERS BY ÖSSUR

2. RESIDUAL LIMB LENGTH

Compare the residual limb length to the **sound limb** by dividing the sound limb femur into thirds.

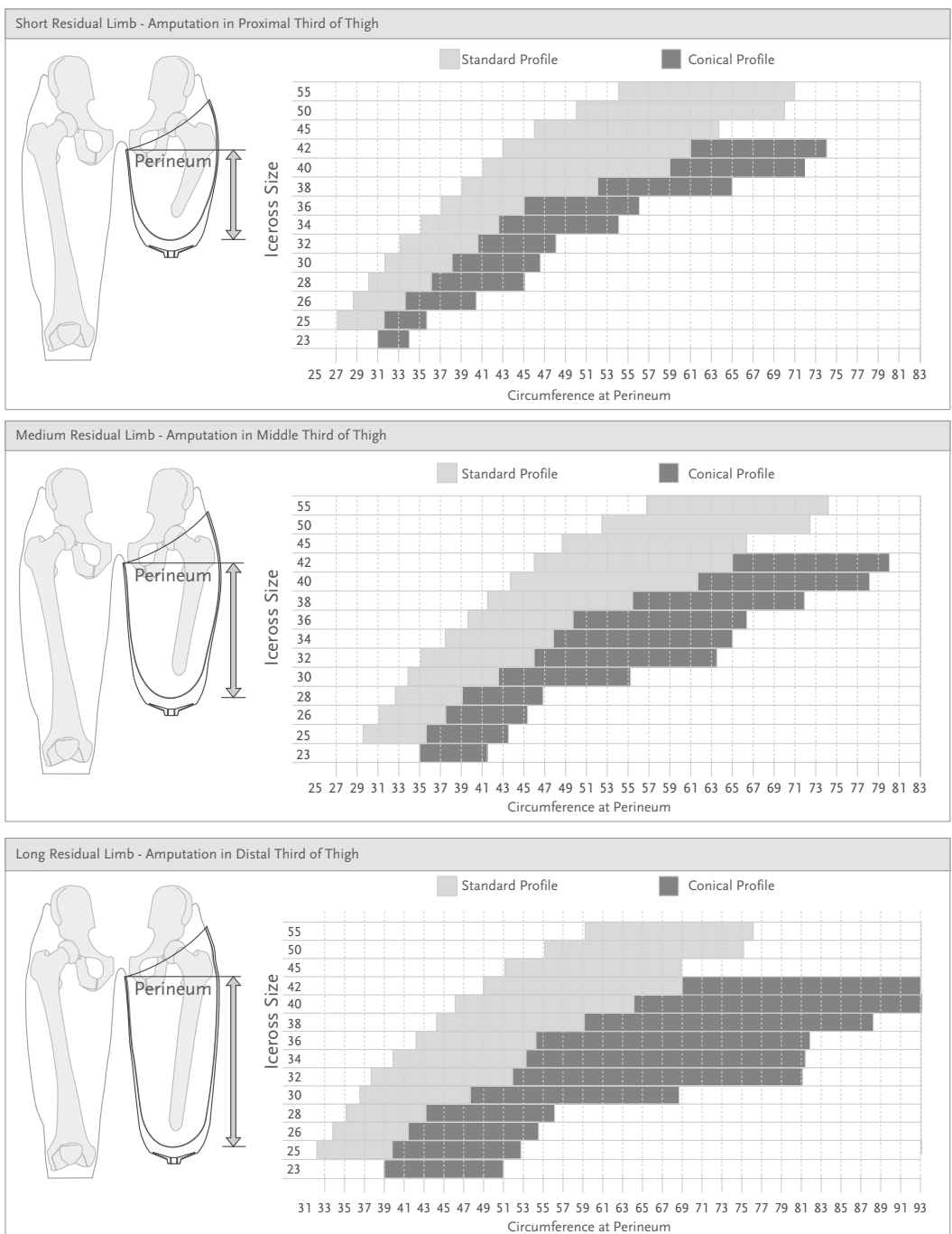
- The proximal third is considered **SHORT** length - refer to selection chart part A.
- The middle third is considered **MEDIUM** length - refer to selection chart part B.
- The distal third is considered **LONG** length - refer to selection chart part C.

3. PROFILE

Measure and record the circumference of the limb at the level of the perineum, refer to the horizontal axis of the selection chart. If the intersection of the horizontal and vertical axes lies in the light grey area of the selection chart then a standard profile is recommended; if it lies in the dark grey area then a conical profile is recommended.

4. FITTING AIDS

Use the principles of profile matching as described in transtibial section. If there are any deep scars or voids, fill with Iceross Pad or silicone putty.



ICEROSS SEAL-IN® X TF



Thinner, tougher, longer, with a moveable seal for personalized fit.

Össur's new Seal-in liner has been designed specifically to address the challenges faced by a large number of people with transfemoral amputations. For many, various pressure points and the shape of their residual limb cause problems with a suction suspension liner.


Iceross Seal-In® X TF features the latest advances in Seal-in technology, with a separate and moveable seal to suit individual TF needs.

The seal-ring offering provides three different options:

- X-Classic - the classic day-to-day seal
- X-Grip - for good rotational control
- X-Volume - accommodates more volume reduction

With the Easy Glide coating technology the liner offers users a high handling comfort. No lubricants are needed for donning and it is easy to clean. Easy-glide coating only applies to the seal-rings.

| User Information | |
|-------------------|--|
| Amputation Level: | Transfemoral |
| Impact Level: | All |
| Liner Information | |
| Size Standard: | 25,26.5,28,30,32,34,36,38,40,45,50,55. |
| Size Conical: | 23.5,25,26.5,28,30,32,34,36,38,40. |
| Size Seal Rings: | 20,22,24,26,28,30,32,35,38,41,44,47,51,55, 60,65 |
| Profile: | 3mm |



SUSPENSION METHOD



SEAL-IN X

FEATURES



FABRIC COVER



ACTIVE SKIN CARE



SILKEN INNER SURFACE



CONICAL

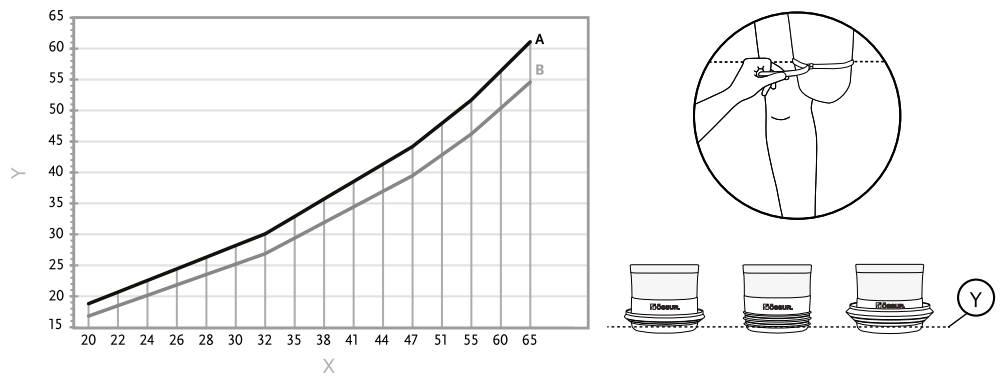


EASY GLIDE

ICEROSS SEAL-IN® X TF

SEAL RING SIZE SELECTION

1. Measure residual limb circumference (in cm) at the appropriate location, directly on the skin
2. Refer to the sizing chart to estimate correct device size
3. Sizing chart legend: X-Seal size, Y-Circumference (cm), A-Tight fit, B-Loose fit



MINIMUM RECOMMENDED LENGTH OF RESIDUAL LIMB

Measure the residual limb length with the tissue hanging down, from the perineum to the distal end. Compare the measurement to the table below.

| Liner Size | Minimum Length |
|------------|----------------|
| 23.5-28 | 16cm |
| 30-34 | 17cm |
| 36-40 | 18cm |
| 45 | 19cm |
| 50 | 20cm |
| 55 | 21cm |

PART NUMBER INFORMATION - ICEROSS SEAL-IN X LINER

| Part# | Description | Contains |
|----------|-------------------------------|----------------------------|
| I-8532XX | Iceross Seal-In X TF Standard | Liner |
| I-8632XX | Iceross Seal-In X TF Conical | Liner |
| I-SXC0XX | Iceross Seal-In X-Classic | Seal-In X-Classic Ring |
| I-SXG0XX | Iceross Seal-In X-Grip | Seal-In X-Grip Ring |
| I-SXV0XX | Iceross Seal-In X-Volume | Seal-In X-Volume Ring |
| I-RXC001 | Seal-In X-Classic Kit 26-51 | 10 Seal-In X-Classic Rings |
| I-RXC004 | Seal-In X-Classic Kit 20-65 | 16 Seal-In X-Classic Rings |
| I-RXG001 | Seal-In X-Grip Kit 26-51 | 10 Seal-In X-Grip Rings |
| I-RXG004 | Seal-In X-Grip Kit 20-65 | 16 Seal-In X-Grip Rings |
| I-RXV001 | Seal-In X-Volume Kit 26-51 | 10 Seal-In X-Volume Rings |
| I-RXV004 | Seal-In X-Volume Kit 20-65 | 16 Seal-In X-Volume Rings |

ICEROSS SEAL-IN® X5 TRANSFEMORAL

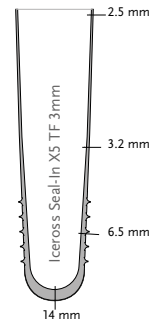


The Iceross Seal-In X5 transfemoral liner is the first liner of its kind with five integrated seals that deliver the most comfortable and secure suspension to date.

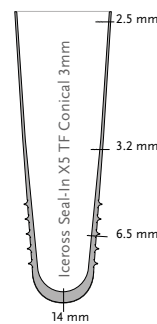
Its airtight fit is thanks to the flexible silicone suction suspension system, and its minimised pistoning and enhanced rotational control allow users to enjoy greater comfort and stability.

It is recommended that Iceross Seal-In X5 Transfemoral liner is used in conjunction with the Icelock® 500 Series Valve.

| User information | |
|-------------------|--|
| Amputation Level: | Transfemoral |
| Impact Level: | All |
| Liner information | |
| Size Standard: | 25,26.5,28,30,32,34,36,38,40,45,50,55. |
| Size Conical: | 25,26.5,28,30,32,34,36,38. |
| Profile: | 3mm |
| Matrix: | Full Length |



STANDARD



CONICAL



SUSPENSION METHOD



SEAL-IN X5

FEATURES



STABILIZING MATRIX



FABRIC COVER



ACTIVE SKIN CARE



SILKEN INNER SURFACE



CONICAL

MINIMUM RECOMMENDED LENGTH OF RESIDUAL LIMB

| Liner Sizes | Minimum Length |
|-------------|----------------|
| 25-30 | 125 mm |
| 32-40 | 135 mm |
| 45-50 | 155 mm |
| 55 | 165 mm |

PART NUMBER INFORMATION - ICEROSS SEAL-IN X5 TRANSFEMORAL LINER

| Part# | Profile | Suspension Method | Matrix |
|-----------|--------------|-------------------|-------------|
| I-TF673XX | Standard 3mm | Seal-In X5 | Full Length |
| I-TF678XX | Conical 3mm | Seal-In X5 | Full Length |

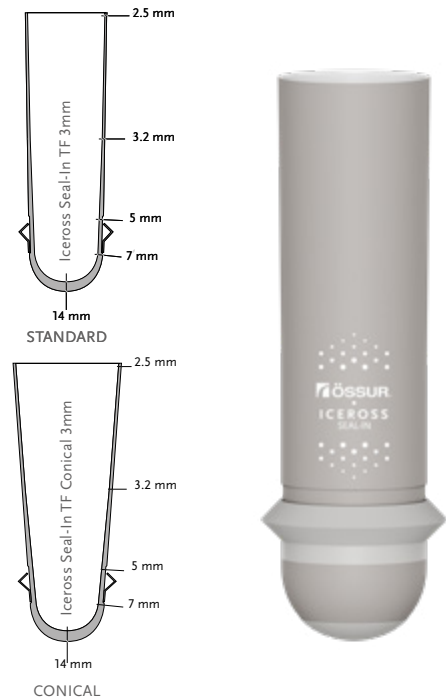
ICEROSS SEAL-IN® TRANSFEMORAL



The Iceross Seal-In Transfemoral liner offers uncompromised security and freedom of movement for low to extremely active transfemoral amputees. With textile that has improved the adhesion by 25%, the fabric cover is extremely durable and allows radial stretch and comfortable elasticity.

Össur recommends that Iceross Seal-In Transfemoral Liner is used in conjunction with the Icelock® 500 Series Expulsion Valve.

| User Information | |
|-------------------|--|
| Amputation Level: | Transfemoral |
| Impact Level: | All |
| Liner Information | |
| Size Standard: | 25,26.5,28,30,32,34,36,38,40,45,50,55. |
| Size Conical: | 25,26.5,28,30,32,34,36,38. |
| Profile: | 3mm |
| Matrix: | Full Length |



SUSPENSION METHOD



SEAL-IN

FEATURES



STABILIZING MATRIX



FABRIC COVER



ACTIVE SKIN CARE



SILKEN INNER SURFACE



CONICAL

MINIMUM RECOMMENDED LENGTH OF RESIDUAL LIMB

| Liner Sizes | Minimum Length |
|-------------|----------------|
| 25-30 | 125 mm |
| 32-40 | 135 mm |
| 45-50 | 155 mm |
| 55 | 165 mm |

PART NUMBER INFORMATION - ICEROSS SEAL-IN TRANSFEMORAL LINER

| Part# | Profile | Suspension Method | Matrix |
|----------|--------------|-------------------|-------------|
| I-7532XX | Standard 3mm | Seal-In | Full Length |
| I-7632XX | Conical 3mm | Seal-In | Full Length |

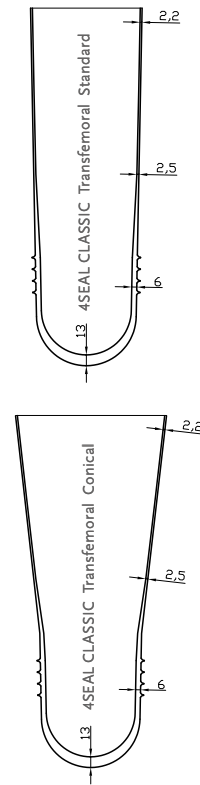
4SEAL CLASSIC™



4Seal Classic transfemoral liner provides a secure suspension between the residual limb and the prosthesis. The silicone used is particularly skin-friendly and easy to clean while the Umbrellan fabric is designed to treat phantom pain. Four comfortable and flexible seals secure the liner without constricting tissue.

The liner can be turned inside-out and put on without using alcohol spray, providing more flexibility and independence.

- Four innovative sealing fins—outstanding fit and reliable adhesion without constriction
- Easy to clean, low friction with Easy Glide coating
- Simple donning and doffing, the liner can be turned inside out or put on without any alcohol spray
- Orientation line on both the inner and outer surfaces simplifies donning
- Water-resistant. Suitable for taking a bath, swimming, showering.
- Relief of phantom pain for possible improvement of quality of life
- Tear resistance because of full length matrix
- Full length TF matrix prevents unrolling of the liner
- Direct casting is possible - no isolation foil necessary



| User Information | |
|-------------------|--|
| Amputation Level: | Transfemoral, Knee Disarticulation |
| Impact Level: | All |
| Liner Information | |
| Size Standard: | 26.5, 28, 30, 32, 34, 36, 38, 40, 45, 50 |
| Size Conical: | 25, 26.5, 28, 30, 32, 34, 36, 38, 40 |
| Profile: | Standard or Conical |
| Matrix: | Full Length |

SUSPENSION METHOD



4SEAL

FEATURES



STABILIZING MATRIX



CONICAL



EASY GLIDE



UMBRELLAN

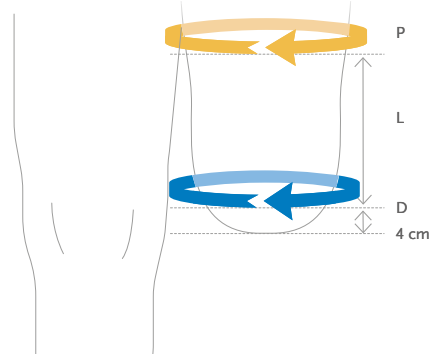
PART NUMBER INFORMATION - 4SEAL CLASSIC LINER

| Part# | Profile | Suspension Method | Matrix |
|---------|----------|-------------------|-------------|
| M8917XX | Standard | 4 Seal | Full Length |
| M8918XX | Conical | 4 Seal | Full Length |

4SEAL CLASSIC™

DETERMINING THE SIZE

1. Measure the circumferential dimension D (distal) of the residual limb 4 cm above the distal end. The circumferential dimension minus 0-1 results in the medi liner size.
2. Measure the residual limb length L, 4 cm above distal end to the level of perineum.
3. Measure the circumference of the limb at the level of the perineum (P).
4. **Selection between Standard or Conical Profile**
If the proximal circumference (P) is lower than the standard value shown in the table, a Standard profile (S) is recommended. If the proximal circumference (P) is higher than the standard value, a Conical Profile is recommended.



| 1. Distal circumference D (height = 4 cm) | 1. Liner size | 2. Stump length L | | | | | 3. Proximal circumference P | | | | | | |
|---|---------------|-------------------|---|---------|---|---------|-----------------------------|---------|---|---------|---|---|---|
| | | 10 – 15 | | 15 – 20 | | 20 – 25 | | 25 – 30 | | 30 – 35 | | | |
| 24 – 26,5 | 25 | – 30 > | | – 34 > | | – 36 > | | – 39 > | | – 42 > | | | |
| 26.5 – 28 | 26,5 | < 31 > | | < 35 > | | < 38 > | | < 41 > | | < 44 > | | | |
| 28 – 30 | 28 | < 33 > | | < 37 > | | < 40 > | | < 43 > | | < 46 > | | | |
| 30 – 32 | 30 | < 35 > | | < 39 > | | < 42 > | | < 46 > | | < 49 > | | | |
| 32 – 34 | 32 | < 36 > | | < 41 > | | < 45 > | | < 48 > | | < 52 > | | | |
| 34 – 36 | 34 | < 38 > | | < 43 > | | < 47 > | | < 51 > | | < 54 > | | | |
| 36 – 38 | 36 | < 40 > | | < 45 > | | < 49 > | | < 53 > | | < 57 > | | | |
| 38 – 40 | 38 | < 42 > | | < 47 > | | < 51 > | | < 56 > | | < 60 > | | | |
| 40 – 45 | 40 | < 44 > | | < 49 > | | < 54 > | | < 58 > | | < 62 > | | | |
| 45 – 50 | 45 | S | | S | | S | | S | | S | | | |
| 50 – 55 | 50 | S | | S | | S | | S | | S | | | |
| 4. Standard/Conical profile | | S | C | S | C | S | C | S | C | S | C | S | C |

ICEROSS® TRANSFEMORAL LOCKING

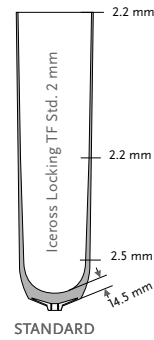


Iceross Transfemoral Locking is the first suspension liner exclusively designed to provide maximum stability and control for transfemoral amputees.

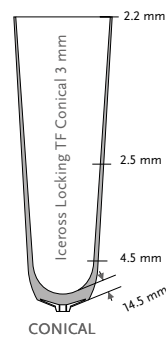
With textile that has improved the adhesion by 25%, the fabric cover is extremely durable and allows radial stretch and comfortable elasticity.

Össur recommends that Iceross Transfemoral Liner is used in conjunction with the Icelock® 200 Series.

| User Information | |
|-------------------|---|
| Amputation Level: | Transfemoral |
| Impact Level: | All |
| Liner Information | |
| Size Standard: | 25,26.5,28,30,32,34,36,38,40,42,45,50,55. |
| Size Conical: | 23.5,25,26.5,28,30,32,34,36,38,40,42. |
| Profile: | 2mm Std and 3mm Con |
| Matrix: | Full Length |



STANDARD



CONICAL



SUSPENSION METHOD



LOCKING

FEATURES



STABILIZING MATRIX



FABRIC COVER



ACTIVE SKIN CARE



SILKEN INNER SURFACE



CONICAL

PART NUMBER INFORMATION - ICEROSS TRANSFEMORAL LOCKING LINER

| Part# | Profile | Suspension Method | Matrix |
|----------|--------------|-------------------|-------------|
| I-7032XX | Standard 2mm | Locking | Full Length |
| I-7132XX | Conical 3mm | Locking | Full Length |

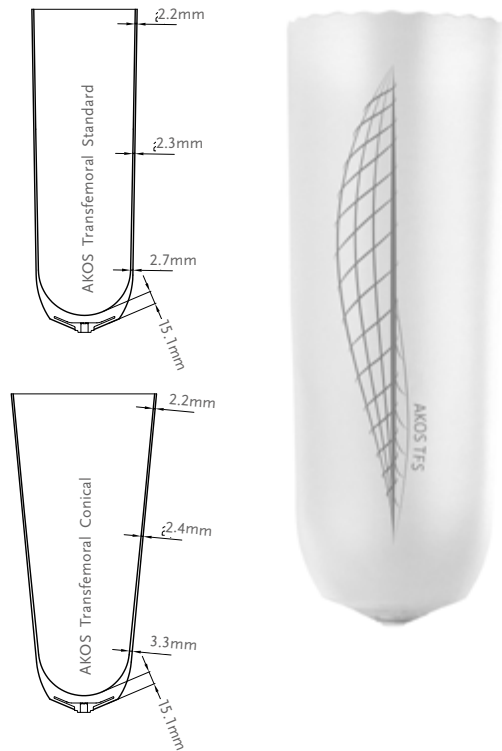
AKOS™



AKOS liner provides a secure suspension between the residual limb and the prosthesis. It is suitable for both interim and definitive prostheses. Liner transparency permits regular inspection of the residual limb.

- Simple and fast donning and doffing due to the easy-glide surface coating
- Visible orientation line on inner and outer liner surfaces
- Soft-tissue cohesion relieves stress on the residual limb
- Easy to clean
- Full length TF matrix prevents unrolling of the liner
- Water-resistant. Suitable for taking a bath, swimming, showering
- Direct casting on Easy Glide surface is possible - no isolation foil necessary

| User Information | |
|-------------------|----------------------------|
| Amputation Level: | Transfemoral |
| Impact Level: | All |
| Liner Information | |
| Size Standard: | 27, 31, 35, 39, 43, 47, 52 |
| Size Conical: | 24, 27, 31, 35, 39 |
| Profile: | Standard or Conical |
| Matrix: | Full Length |



SUSPENSION METHOD



LOCKING

FEATURES



STABILIZING MATRIX



CONICAL



EASY GLIDE

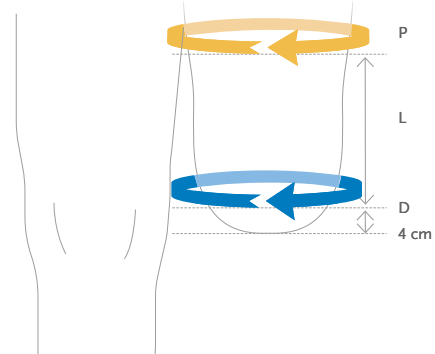
PART NUMBER INFORMATION - AKOS LOCKING LINER

| Part# | Profile | Suspension Method | Matrix |
|---------|----------|-------------------|-------------|
| M8955XX | Standard | Locking | Full Length |
| M8956XX | Conical | Locking | Full Length |

AKOS™

DETERMINING THE SIZE

1. Measure the circumferential dimension D (distal) of the residual limb 4 cm above the distal end.
2. Measure the residual limb length L, 4 cm above distal end to the level of perineum.
3. Measure the circumference of the limb at the level of the perineum (P).
4. **Selection between Standard or Conical Profile**
If the proximal circumference (P) is lower than the standard value shown in the table, a Standard profile (S) is recommended. If the proximal circumference (P) is higher than the standard value, a Conical Profile is recommended.



| 1. Distal circumference D (height = 4 cm) | 1. Liner size | 2. Residual limb length L | 2. Residual limb length L | 2. Residual limb length L | 2. Residual limb length L | 2. Residual limb length L | 2. Residual limb length L |
|---|---------------|-----------------------------|---------------------------|---------------------------|---------------------------|---------------------------|---------------------------|
| | | 10 – 15 | 15-20 | 20-25 | 25-30 | 30-35 | 35-40 |
| | | 3. Proximal circumference P | | | | | |
| 24-27 | 24 | – 28 > | – 30 > | – 33 > | – 35 > | – 37 > | – 40 > |
| 27-31 | 27 | < 31 > | < 34 > | < 37 > | < 39 > | < 42 > | < 44 > |
| 31-35 | 31 | < 34 > | < 37 > | < 40 > | < 43 > | < 46 > | < 49 > |
| 35-39 | 35 | < 39 > | < 42 > | < 45 > | < 48 > | < 52 > | < 55 > |
| 39-43 | 39 | < 43 > | < 46 > | < 49 > | < 52 > | < 55 > | < 58 > |
| 43-47 | 43 | < S > | < S > | < S > | < S > | < S > | < S > |
| 47-52 | 47 | < S > | < S > | < S > | < S > | < S > | < S > |
| 52-57 | 52 | < S > | < S > | < S > | < S > | < S > | < S > |
| 4. Standard/Conical profile | | S C | S C | S C | S C | S C | S C |

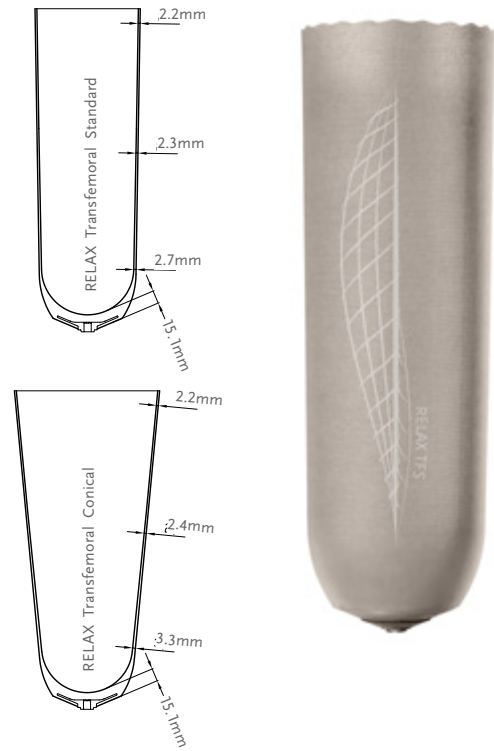
RELAX™ TRANSFEMORAL



Relax above-knee liner provides secure suspension between the residual limb and the prosthesis. The silicone used is particularly skin-friendly and easy to clean while the Umbrellan fabric is designed to treat phantom pain.

- Easy-slide surface coating for simple donning and doffing, saving time and energy
- Visible orientation line for easier donning
- Full length TF matrix prevents unrolling of the liner
- Water-resistant. Suitable for taking a bath, swimming, showering
- Direct casting on Easy Glide surface is possible - no isolation foil necessary

| User Information | |
|-------------------|----------------------------|
| Amputation Level: | Transfemoral |
| Impact Level: | All |
| Liner Information | |
| Size Standard: | 27, 31, 35, 39, 43, 47, 52 |
| Size Conical: | 24, 27, 31, 35, 39 |
| Profile: | Standard or Conical |
| Matrix: | Full Length |



SUSPENSION METHOD



LOCKING

FEATURES



STABILIZING MATRIX



CONICAL



EASY GLIDE



UMBRELLAN

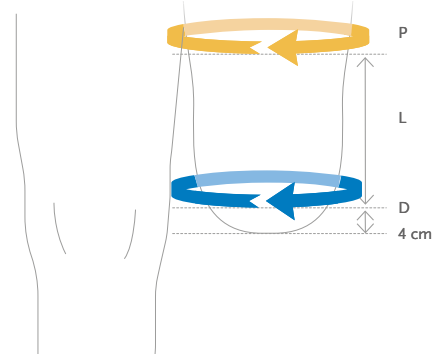
PART NUMBER INFORMATION - RELAX TRANSFEMORAL LINER

| Part# | Profile | Suspension Method | Matrix |
|---------|----------|-------------------|-------------|
| M8957XX | Standard | Locking | Full length |
| M8958XX | Conical | Locking | Full length |

RELAX™ TRANSFEMORAL

DETERMINING THE SIZE

1. Measure the circumferential dimension D (distal) of the residual limb 4 cm above the distal end. The circumferential dimension minus 0-1 results in the medi liner size.
2. Measure the residual limb length L, 4 cm above distal end to the level of perineum.
3. Measure the circumference of the limb at the level of the perineum (P).
4. **Selection between Standard or Conical Profile**
If the proximal circumference (P) is lower than the standard value shown in the table, a Standard profile (S) is recommended. If the proximal circumference (P) is higher than the standard value, a Conical Profile is recommended.



| 1. Distal circumference D (height = 4 cm) | 1. Liner size | 2. Residual limb length L 10 – 15 | | 2. Residual limb length L 15-20 | | 2. Residual limb length L 20-25 | | 2. Residual limb length L 25-30 | | 2. Residual limb length L 30-35 | | 2. Residual limb length L 35-40 | |
|---|---------------|-----------------------------------|------|---------------------------------|------|---------------------------------|------|---------------------------------|------|---------------------------------|------|---------------------------------|------|
| | | 3. Proximal circumference P | | | | | | | | | | | |
| 24-27 | 24 | - | 28 > | - | 30 > | - | 33 > | - | 35 > | - | 37 > | - | 40 > |
| 27-31 | 27 | < | 31 > | < | 34 > | < | 37 > | < | 39 > | < | 42 > | < | 44 > |
| 31-35 | 31 | < | 34 > | < | 37 > | < | 40 > | < | 43 > | < | 46 > | < | 49 > |
| 35-39 | 35 | < | 39 > | < | 42 > | < | 45 > | < | 48 > | < | 52 > | < | 55 > |
| 39-43 | 39 | < | 43 > | < | 46 > | < | 41 > | < | 54 > | < | 57 > | < | 60 > |
| 43-47 | 43 | < | S > | < | S > | < | S > | < | S > | < | S > | < | S > |
| 47-52 | 47 | < | S > | < | S > | < | S > | < | S > | < | S > | < | S > |
| 52-57 | 52 | < | S > | < | S > | < | S > | < | S > | < | S > | < | S > |
| 4. Standard/Conical profile | | S | C | S | C | S | C | S | C | S | C | S | C |

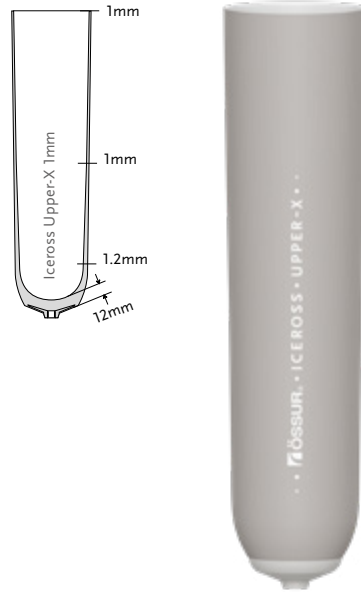
ICEROSS® UPPER-X LOCKING



The Iceross Upper-X liner is a comfortable liner with an excellent suspension method for upper-extremity amputees.

Unlike other current methods of suspension, Iceross Upper-X eliminates the need for straps and belts and has an ultra-thin, pliable profile that provides more user comfort and increased limb sensation. Superb suspension is obtained by combining quality DermoSil™ silicone with a full-matrix outer cover that virtually eliminates pistoning while allowing radial stretch for volume accommodation. A rolling method makes donning and doffing hassle-free.

Össur recommends that Iceross Upper-X liner is used in conjunction with the Icelock® 700 Series.



| User Information | |
|-------------------|------------------------------|
| Amputation Level: | Transradial and Transhumeral |
| Impact Level: | All |
| Liner Information | |
| Size Standard: | 12, 14, 16, 18, 20, 22. |
| Profile: | 1mm |

SUSPENSION METHOD



LOCKING

FEATURES



STABILIZING MATRIX



FABRIC COVER



ACTIVE SKIN CARE



SILKEN INNER SURFACE

PART NUMBER INFORMATION - ICEROSS UPPER-X LOCKING LINER

| Part# | Profile | Suspension Method | Matrix |
|----------|---------|-------------------|-------------|
| I-8131XX | 1mm | Locking | Full Length |

ACCESSORIES

ICEROSS DISTAL CUP

Distal Cup is made from silicone and is designed for conical and/or sensitive residual limbs that require volume build-up.

| Product Information | |
|---------------------|--|
| Size: | 06,07,09,11,12,14,16,17,19,20,22,24,26 |

To select the correct Distal Cup size, the circumference is measured approximately 4cm above the distal end of the residual limb. Select the Distal Cup two or three sizes smaller than the measurement and roll on. To select the correct Iceross size to fit over the Distal Cup, the circumference is measured approximately 4cm above the end of the Distal Cup. Select Iceross size as measured or the next size down.



| Part# | Description |
|----------|-------------|
| I-3000XX | Distal Cup |

ICEROSS PADS

Iceross Pads are for pressure distribution in highly loaded areas, padding over bony prominences and as a filler for deep voids and scarred residual limbs.

| Product Information | | | |
|---------------------|------|-----------|-------------------|
| Part# | Size | Thickness | Fits Iceross Size |
| I-610338 | 38mm | 10mm | 12-20 |
| I-610348 | 48mm | 10mm | 21-23 |
| I-610358 | 58mm | 10mm | 25-28 |
| I-610368 | 68mm | 10mm | 30-32 |
| I-610378 | 78mm | 10mm | 34-36 |
| I-610388 | 88mm | 10mm | 38-42 |
| I-610398 | 98mm | 10mm | 45 |



SILICONE ADHESIVE

Helpful to repair minor damage to the Iceross liners or sleeves and for stabilisation of fabric cover on Iceross Transfemoral liners after trimming.

| Part# | Description |
|----------|--------------------|
| I-400310 | Silicone Glue 10ml |



LUBRICANT SPRAY

Iceross Clean & Simple Lubricant Spray aids the donning and doffing of Iceross Seal-In Liners and Iceross Original Liner without fabric cover..

| Part# | Description |
|----------|--|
| S-610250 | Iceross Clean & Simple Lubricant Spray 250ml |



ACCESSORIES

ICEROSS CURVEMASTER

| Part# | Description |
|----------|--------------------------------|
| K-220000 | Iceross Curvemaster |
| K-200150 | Replacement Cutting Wheels Set |

Includes:

- Upper cutting wheel (K-200126)
- Lower cutting wheel (K-200127)
- Friction ring (K-200118)



WAVE SCISSOR

- Trimming tool for liners.
- Stress relief on the residual limb due to reduced circular pressure.

| Part# | Description |
|---------|--------------|
| 1950006 | Wave Scissor |



ICEROSS INTERFACE SHEATH

The Interface Sheath makes donning and doffing of the socket easier. Designed with a reinforced distal opening for durability.

| Part# | Description | Length |
|----------|------------------|--------|
| K-190200 | Interface Sheath | 28cm |



ICEROSS SOCKS

The Iceross socks are thin distally to prevent the residual limb from being pushed out of the socket as more socks are added. This will ensure good function from the socket lock. Designed with a fully knitted hole for the distal connector and proper function of the lock.

| Part# | Description | Length |
|----------|--|--------|
| K-520002 | Iceross Sock 2-Ply – 2 Socks in a Pack | 32cm |
| K-520004 | Iceross Sock 4-Ply – 2 Socks in a Pack | 33cm |

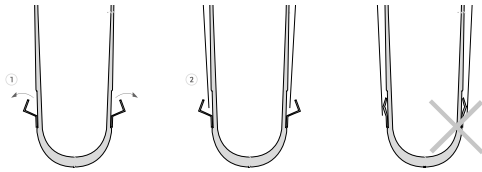


ACCESSORIES

ICEROSS SEAL-IN SOCKS

The Iceross Seal-In sock is designed to work in combination with the Iceross Seal-In liner to obtain an improved fit if volume reduction is experienced in the proximal area of the residuum. The Iceross Seal-In sock is intended for use above the Hypobaric Sealing Membrane (HSM™) only and should never cross it.

| Part# | Size | Iceross Size | Length | Ply |
|----------|------|--------------|--------|-----|
| K-531110 | 10 | 16-25 | 35cm | 1 |
| K-531113 | 13 | 26.5-34 | 35cm | 1 |
| K-531116 | 16 | 36-45 | 35cm | 1 |
| K-531120 | 20 | 50-55 | 35cm | 1 |
| K-531310 | 10 | 16-25 | 35cm | 3 |
| K-531313 | 13 | 26.5-34 | 35cm | 3 |
| K-531316 | 16 | 36-45 | 35cm | 3 |
| K-531320 | 20 | 50-55 | 35cm | 3 |



Note: Loss of suspension will occur if a sock is placed over the HSM Seal.

FLEX EVA

Especially suitable in combination with coated Seal liners

| Part# | Colour | Size |
|---------|--------|--------------|
| 1820610 | White | 400x400x10mm |
| 1820612 | White | 400x400x12mm |
| 1820615 | White | 400x400x15mm |



PROPERTIES

- Can be used to create a semi flexible comfort zone or a inner socket.

ACCESSORIES

VOLUME SOCKS

The Knit-Rite Soft-Socks® are designed to compensate for volume fluctuations of the residual. Available with knitted hole for the distal suspension or without hole for the use with Cushion liners. Seamless knitting with rounded toe area. Offers comfortable wearing properties. Can be used with or without a liner.



Includes non-roll top to prevent bunching, and knit-in reinforced distal hole for no added thickness and minimal stretch.

Available in Ossur Portal with Ossur Legs as a convenience pack including six Lightweight, three 3-Ply and three 5-Ply Soft-Socks.

| Knit-Rite Soft-Sock (3-pack) – Black Polyester/Lycra® | | | | | | | |
|---|-----------|-----------|-----------------|---------|-----------|------------|------------------|
| Lightweight | 3-Ply | 5-Ply | Size | Length | Top width | Toe width* | Fits Liner Sizes |
| 1SB1NASH3 | 1SB3NASH3 | 1SB5NASH3 | Narrow Short | 25–35cm | 15cm | 10cm | 18,20,22 |
| 1SB1NAMD3 | 1SB3NAMD3 | 1SB5NAMD3 | Narrow Medium | 40–50cm | 15cm | 10cm | 18,20,22 |
| 1SB1NALG3 | 1SB3NALG3 | 1SB5NALG3 | Narrow Long | 55–70cm | 15cm | 10cm | 18,20,22 |
| 1SB1RGXS3 | 1SB3RGXS3 | 1SB5RGXS3 | Regular X-Short | 20–30cm | 17.5–20cm | 10–12.5cm | 23.5,25,26.5,28 |
| 1SB1RGSH3 | 1SB3RGSH3 | 1SB5RGSH3 | Regular Short | 25–35cm | 17.5–20cm | 10–12.5cm | 23.5,25,26.5,28 |
| 1SB1RGMD3 | 1SB3RGMD3 | 1SB5RGMD3 | Regular Medium | 40–50cm | 17.5–20cm | 10–12.5cm | 23.5,25,26.5,28 |
| 1SB1RGLG3 | 1SB3RGLG3 | 1SB5RGLG3 | Regular Long | 55–70cm | 17.5–20cm | 10–12.5cm | 23.5,25,26.5,28 |
| 1SB1WDSH3 | 1SB3WDSH3 | 1SB5WDSH3 | Wide Short | 25–35cm | 23cm | 15cm | 28,30,32,34 |
| 1SB1WDMD3 | 1SB3WDMD3 | 1SB5WDMD3 | Wide Medium | 40–50cm | 23cm | 15cm | 28,30,32,34 |
| 1SB1XWSH3 | 1SB3XWSH3 | 1SB5XWSH3 | X-Wide Short | 25–35cm | 25cm | 17.5cm | 34,36,38,40 |
| 1SB1XWMD3 | 1SB3XWMD3 | 1SB5XWMD3 | X-Wide Medium | 40–50cm | 25–30cm | 17.5–20cm | 36,38,40,42,45 |

* measured 2 inch (5cm) above distal end

| Knit-Rite Hole-In-Toe Soft-Sock (3-pack) – Black Polyester/Lycra® | | | | | | | |
|---|-----------|-----------|-----------------|---------|-----------|------------|------------------|
| Lightweight | 3-Ply | 5-Ply | Size | Length | Top width | Toe width* | Fits Liner Sizes |
| 1SBSNASH3 | 1SB3SNSH3 | 1SB5SNSH3 | Narrow Short | 25–35cm | 15cm | 10cm | 18,20,22 |
| 1SBSNAMD3 | 1SB3SNMD3 | 1SB5SNMD3 | Narrow Medium | 40–50cm | 15cm | 10cm | 18,20,22 |
| 1SBSRGXS3 | 1SB3SRXS3 | 1SB5SRXS3 | Regular X-Short | 20–30cm | 17.5–20cm | 10–12.5cm | 23.5,25,26.5,28 |
| 1SBSRGSH3 | 1SB3SRSH3 | 1SB5SRSH3 | Regular Short | 25–35cm | 17.5–20cm | 10–12.5cm | 23.5,25,26.5,28 |
| 1SBSRGMD3 | 1SB3SRMD3 | 1SB5SRMD3 | Regular Medium | 40–50cm | 17.5–20cm | 10–12.5cm | 23.5,25,26.5,28 |
| 1SBSRGLG3 | 1SB3SRLG3 | 1SB5SRLG3 | Regular Long | 55–70cm | 17.5–20cm | 10–12.5cm | 23.5,25,26.5,28 |
| 1SBSWDSH3 | 1SB3SWSH3 | 1SB5SWSH3 | Wide Short | 25–35cm | 23cm | 15cm | 28,30,32,34 |
| 1SBSWDMD3 | 1SB3SWMD3 | 1SB5SWMD3 | Wide Medium | 40–50cm | 23cm | 15cm | 28,30,32,34 |

* Measured 2 inch (5cm) above distal end

ACCESSORIES

COMFORT SCS

Compression material for the therapy for higher to strong oedema.

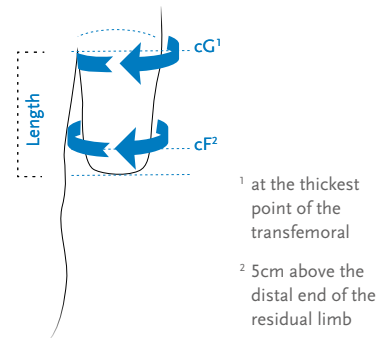
- Transfemoral, knee disarticulation and transtibial amputation
- Antibacterial properties minimise odour
- Smooth distal seam
- Smooth transition
- Integrated silicone beaded top band prevents TT roll down
- Customised hip attachment positioning allows precise TF closure placement



| User Information | |
|-------------------|--|
| Amputation Level: | Transfemoral, Knee Disarticulation & Transtibial |

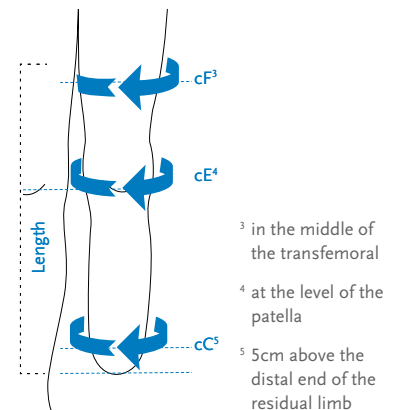
| Size Information, Transfemoral | | | | | | |
|--------------------------------|-----------------|-----------------|------------------|-------------------|-----------------|-------------------|
| Size | Circumference | | Art. No. | | | |
| | cF ² | cG ¹ | Short 18–22cm | Medium 23–27cm | Long 28–32cm | X-Long 33–37cm |
| 1 | 30–32cm | 42–45cm | AK_S0W1 | AK_M0W1 | AK_L0W1 | AK_X0W1 |
| 2 | 32–34cm | 45–49cm | AK_S0W2 | AK_M0W2 | AK_L0W2 | AK_X0W2 |
| 3 | 35–38cm | 49–53cm | AK_S0W3 | AK_M0W3 | AK_L0W3 | AK_X0W3 |
| 4 | 38–41cm | 53–57cm | AK_S0W4 | AK_M0W4 | AK_L0W4 | AK_X0W4 |
| 5 | 41–44cm | 57–61cm | AK_S0W5 | AK_M0W5 | AK_L0W5 | AK_X0W5 |
| 6 | 44–47cm | 61–65cm | AK_S0W6 | AK_M0W6 | AK_L0W6 | AK_X0W6 |

Completion Art.-No: ₌₁=20–30mmHg ₌₂=30–40mmHg



| Size Information, Transtibial | | | | | | |
|-------------------------------|-----------------|-----------------|-----------------|------------------|-------------------|-----------------|
| Size | Circumference | | | Art. No. | | |
| | cC ⁵ | cE ⁴ | cF ³ | Short 28–34cm | Medium 35–41cm | Long 42–48cm |
| 0 | 26–28cm | 28–30cm | 38–40cm | BK_S0N0 | BK_M0N0 | BK_L0N0 |
| 1 | 28–30cm | 30–32cm | 40–42cm | BK_S0N1 | BK_M0N1 | BK_L0N1 |
| 2 | 30–33cm | 32–35cm | 42–45cm | BK_S0N2 | BK_M0N2 | BK_L0N2 |
| 3 | 33–36cm | 35–38cm | 45–48cm | BK_S0N3 | BK_M0N3 | BK_L0N3 |
| 4 | 36–39cm | 38–41cm | 48–51cm | BK_S0N4 | BK_M0N4 | BK_L0N4 |
| 5 | 39–42cm | 41–44cm | 51–54cm | BK_S0N5 | BK_M0N5 | BK_L0N5 |
| 6 | 42–45cm | 44–47cm | 54–57cm | BK_S0N6 | BK_M0N6 | BK_L0N6 |

Completion Art.-No: ₌₁=20–30mmHg ₌₂=30–40mmHg



ACCESSORIES

RELAX NIGHT CARE

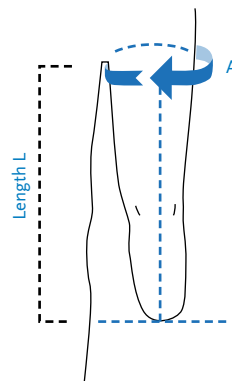
Relax Night Care sock is designed to treat phantom pain. The textile used is skin friendly and comfortable to wear.

Benefits:

- Sensitive residual limb conditions with a special need for protection
- Enables maximum phantom pain reduction
- Is particularly suitable for the night and whenever the prosthesis is not being worn
- Topband for secure hold

| User Information | |
|-------------------|--|
| Amputation Level: | Transfemoral, Knee Disarticulation & Transtibial |

| Size Information | | | |
|------------------|---------------|----------|--------|
| Size | Circumference | Art. No. | Length |
| S | 20–26cm | 188000S | 35 cm |
| M | 26–33cm | 188000M | 35 cm |
| L | 33–42cm | 188000L | 35 cm |
| XL | 42–52cm | 18800XL | 35 cm |
| XXL | 52–62cm | 1880XXL | 35 cm |



¹ Depending on the desired length (L). Measure the circumference (A). 35cm above the knee of the residual limb.

² Residual limb length L and the circumference are the basis for selecting the correct Össur Relax Night Care size.

KEY FEATURES



UMBRELLAN

ACCESSORIES

EASY CUT VOLUME COMPENSATION SOCK

Volume compensation sock with integrated non-slip topband. Easy to cut due to the innovative EASY CUT technology. Compensates for variations in volume and can easily be shortened to five different lengths without having to separate it. Therefore, no additional sewing is necessary. The integrated grip strip ensures a secure hold on the liner and prevents the stocking from slipping.

- This product can be used for all Seal liners from Össur.
- The grip strip on the inner side of the sock can be fixed proximal to the seals. No fixing under the seal necessary

| Size Information | | | | |
|------------------|----------|----------|--------|----------|
| Size | TFS size | TFC size | Length | Art. No. |
| S | 26.5–32 | 25–28 | 24cm | 1880010 |
| M | 34–40 | 30–34 | 24cm | 1880011 |
| L | 45–50 | 36–40 | 24cm | 1880012 |



ÖSSUR SOCKETS

ÖSSUR **TRANSFEMORAL** SOLUTIONS



DIRECT SOCKET TF
PAGE 68



CONNECT TF
PAGE 74

ÖSSUR **TRANSTIBIAL** SOLUTIONS



DIRECT SOCKET TT
PAGE 65

ÖSSUR SOCKETS

DIRECT SOCKET

Direct Socket is a standardised, amputee-centric socket solution for both transtibial and transfemoral amputees of all activity levels that enables fabrication and delivery in one session.

Direct Sockets enable CPOs, O&P Clinics and their business owners to consistently provide end users with a high quality, correctly fitting, tailored prosthesis in one session.

The process and socket solution are designed to increase user satisfaction through improved outcomes and allows the CPO to spend time more efficiently with the user, while the user has fewer trips to the clinic.

The Direct Socket system consists of the following key components:

- Casting liners
- Materials and Material kit with all consumables needed to fabricate one socket, including fiber braids and resin
- Direct Socket Tool Kit including the Icecast tool and EVA Relief Pads

The Icecast tool is a single chamber pressure-casting system designed to distribute pressure to shape soft tissue during casting. It provides additional control over soft tissue during casting, reducing overall production time and ensuring repeatable, accurate result. EVA Relief Pads allow for pre-casting adjustments for pressure points, eliminating the need for rectification.

Key features of the Direct Socket system:

- Offers all necessary tools and materials to produce a definitive prosthetic socket
- Fabrication and delivery in one session
- Standardised process – consistent results
- Clean fabrication through contained resin handling
- The socket has a 4-hole adapter making it usable with different locking or suspension variants
- CE marked, tested according to ISO 10328



CHARACTERISTICS

DIRECT SOCKET SYSTEM

Direct Socket System offers a mobile socket-making system which requires only one appointment to produce the socket. Pre-casting adjustments for pressure points eliminate the need for rectification.



DIRECT SOCKET TT



Direct Socket TT is a socket solution for transtibial amputees of all activity levels. With the use of the Direct Socket materials and tools, the fabrication process is standardised. The materials are provided in material kits where each kit provides all the consumables needed to fabricate one socket.

| Patient Profile: | |
|-------------------------|-------------|
| Amputation Level: | Transtibial |
| Impact Level: | Low to High |
| Maximum Patient Weight: | 166kg |

FEATURES



WEATHERPROOF



ORDERING INFORMATION

MATERIAL KITS

| Part# | Description |
|----------|--|
| M-500104 | Direct Socket, 4" Glass Fibers with small distal connector, Neutral Resin |
| M-500105 | Direct Socket, 5" Glass Fibers with medium distal connector, Neutral Resin |
| M-500107 | Direct Socket, 7" Glass Fibers with medium distal connector, Neutral Resin |
| M-501107 | Direct Socket, 7" Glass Fibers with large distal connector, Neutral Resin |
| M-500114 | Direct Socket, 4" Glass Fibers with small distal connector, Black Resin |
| M-500115 | Direct Socket, 5" Glass Fibers with medium distal connector, Black Resin |
| M-500117 | Direct Socket, 7" Glass Fibers with medium distal connector, Black Resin |
| M-501117 | Direct Socket, 7" Glass Fibers with large distal connector, Black Resin |
| M-500205 | Direct Socket, 5" Carbon Fiber with medium distal connector, Black Resin |
| M-500207 | Direct Socket, 7" Carbon Fiber with medium distal connector, Black Resin |
| M-500314 | Direct Socket, 4" Basalt Fibers with small distal connector, Black Resin |
| M-500315 | Direct Socket, 5" Basalt Fibers with medium distal connector, Black Resin |
| M-500317 | Direct Socket, 7" Basalt Fibers with medium distal connector, Black Resin |
| M-501317 | Direct Socket, 7" Basalt Fibers with large distal connector, Black Resin |

Includes:

- Glass Fiber Braids (5" or 7"), Carbon Fiber Braids (5" or 7") or Basalt Fiber Braids (5" or 7")
- Resin Cartridge (200ml or 400ml, Neutral or Black Coloured)
- 2x60cm Silicone insulation sheets
- 1 Silicone Insulation Cap
- Trim Line Tape
- Plastic protection sheets



DIRECT SOCKET TT

ORDERING INFORMATION

BRAID SELECTION

Refer to the following table as a recommendation of how to select the fiber braid size.

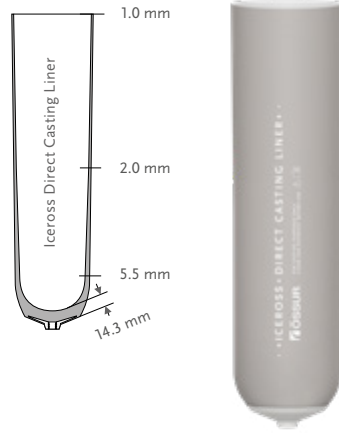
| Liner size | Braid size |
|------------|------------|
| 16 – 22 | 4" |
| 23.5 – 30 | 5" |
| 32 – 34 | 7" |

ICEROSS® DIRECT CASTING LINER TT



The Iceross Direct Casting Liner has been developed specifically for direct lamination using the Direct Socket system. This series of casting liners help to define the shape when a socket for a standard profile Iceross liner is being made.

| User Information | |
|-------------------|---|
| Amputation Level: | Transtibial |
| Liner information | |
| Size Standard: | 16, 18, 20, 22, 23.5, 25, 26.5, 28, 30, 32, 34. |



OSSUR SOCKETS

SUSPENSION METHOD



LOCKING


PART NUMBER INFORMATION

| Part# | Suspension Method |
|----------|-------------------|
| I-09DCXX | Locking |

DIRECT CASTING LINER WALL MOUNT

The Direct Socket Wall Mount is specifically made to keep the Iceross Direct Casting Liners, the Icecast Pump and Bladder at hand in a room setup for Direct Socket fabrication. The wall mount item is made by order only.

| Part# | Description |
|----------|--------------------------|
| ODC10000 | Direct Socket Wall Mount |



DIRECT SOCKET TF



Direct Socket TF is a socket solution for transfemoral amputees of all activity levels. With the use of the Direct Socket Materials and tools and the Össur Brim, the fabrication process is standardised. The materials are provided in material kits where each kit provides all the consumables needed to fabricate one socket. The separately ordered Össur Brim is a flexible proximal silicone brim that is available in 15 sizes.



| User information | |
|-------------------------|--------------|
| Amputation Level: | Transfemoral |
| Impact Level: | Low to High |
| Maximum Patient Weight: | 166kg |



DIRECT SOCKET SYSTEM



WEATHERPROOF

ORDERING INFORMATION

MATERIAL KITS

| Part# | Description |
|----------|--|
| M-501105 | Direct Socket, 5" Glass Fibers with medium distal connector, Neutral Resin |
| M-500107 | Direct Socket, 7" Glass Fibers with medium distal connector, Neutral Resin |
| M-501107 | Direct Socket, 7" Glass Fibers with large distal connector, Neutral Resin |
| M-501109 | Direct Socket, 9" Glass Fibers with large distal connector, Neutral Resin |
| M-501115 | Direct Socket, 5" Glass Fibers with medium distal connector, Black Resin |
| M-500117 | Direct Socket, 7" Glass Fibers with medium distal connector, Black Resin |
| M-501117 | Direct Socket, 7" Glass Fibers with large distal connector, Black Resin |
| M-501119 | Direct Socket, 9" Glass Fibers with large distal connector, Black Resin |
| M-501315 | Direct Socket, 5" Basalt Fibers with medium distal connector, Black Resin |
| M-500317 | Direct Socket, 7" Basalt Fibers with medium distal connector, Black Resin |
| M-501317 | Direct Socket, 7" Basalt Fibers with large distal connector, Black Resin |
| M-501319 | Direct Socket, 9" Basalt Fibers with large distal connector, Black Resin |

Includes:

- Glass Fiber Braids (5", 7" or 9") or Basalt Fiber Braids (5", 7" or 9")
- Resin Cartridge (400ml Neutral or Black colored)
- 2x60cm Silicone insulation sheets
- 1 Silicone Insulation Cap
- Trim Line Tape
- 2 Plastic protection sheets



DIRECT SOCKET TF

ORDERING INFORMATION

BRAID SELECTION

Refer to the following table as a recommendation of how to select the fiber braid size.

| Liner size | Braid size |
|------------|---|
| 23.5 – 28 | 5" |
| 30 – 32 | 5" or 7" with standard distal connector |
| 34 - 40 | 7"* |
| 45 - 55 | 9" |

* Consider 7 inch braids with large distal connector during assessment of residual limb size, length and amount of soft tissue

ÖSSUR BRIM

| Part# | Description | Circumference |
|----------|-------------------------|---------------|
| M-FBS360 | Össur Brim TF size 36 | 35 - 37 cm |
| M-FBS380 | Össur Brim TF size 38 | 37 - 39 cm |
| M-FBS400 | Össur Brim TF size 40 | 39 - 41 cm |
| M-FBS420 | Össur Brim TF size 42 | 41 - 43 cm |
| M-FBS440 | Össur Brim TF size 44 | 43 - 45 cm |
| M-FBS460 | Össur Brim TF size 46 | 45 - 47.5 cm |
| M-FBS485 | Össur Brim TF size 48.5 | 47.5 - 50 cm |
| M-FBS510 | Össur Brim TF size 51 | 50 - 52.5 cm |
| M-FBS535 | Össur Brim TF size 53.5 | 52.5 - 55 cm |
| M-FBS560 | Össur Brim TF size 56 | 55 - 57.5 cm |
| M-FBS585 | Össur Brim TF size 58.5 | 57.5 - 60 cm |
| M-FBS610 | Össur Brim TF size 61 | 60 - 63 cm |
| M-FBS640 | Össur Brim TF size 64 | 63 - 66 cm |
| M-FBS670 | Össur Brim TF size 67 | 66 - 69 cm |
| M-FBS700 | Össur Brim TF size 70 | 69 - 72 cm |



BRIM SIZE SELECTION

1. Measure the circumference 1-2 cm below the level of ischial tuberosity (see fig.1)
2. Select the correct brim size from the table above.

Note. If the circumference is between two sizes, select the larger size. If the brim will be placed high on the lateral side, think of selecting one size larger.

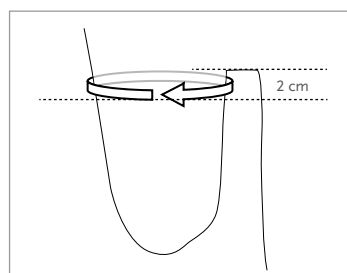


Fig. 1

OTHER MATERIALS

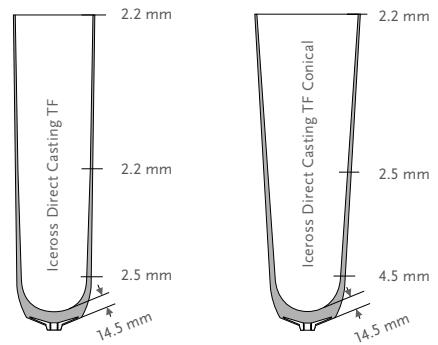
| Part Number | Description |
|-------------|-------------------------------|
| M-300201 | Resin Cartridge 200ml Neutral |
| M-300202 | Resin Cartridge 200ml Black |
| M-300401 | Resin Cartridge 400ml Neutral |
| M-300402 | Resin Cartridge 400ml Black |



ICEROSS® DIRECT CASTING LINER TF



The Iceross Direct Casting Liner has been developed specifically for direct lamination using the Direct Socket system. This series of casting liners help to define the shape when a socket for a standard and conical profile Iceross liner is being made.



| User Information | |
|-------------------|--|
| Amputation Level: | Transfemoral |
| Liner information | |
| Size Standard: | 25,26.5,28,30,32,34,36,38,40,42,45,50,55 |
| Size Conical: | 23.5,25,26.5,28,30,32,34,36,38,40,42 |

SUSPENSION METHOD



LOCKING


PART NUMBER INFORMATION - ICEROSS CASTING LINER TRANSFEMORAL

| Part# | Profile | Suspension Method | Matrix |
|-----------|--------------|-------------------|-------------|
| I-09FLXX | Standard 2mm | Locking | Full Length |
| I-09FLCXX | Conical 3mm | Locking | Full Length |

DIRECT CASTING LINER WALL MOUNT

The Direct Socket Wall Mount is specifically made to keep the Iceross Direct Casting Liners, the Icecast Pump and Bladder at hand in a room setup for Direct Socket fabrication. The wall mount item is made by order only.

| Part# | Description |
|----------|--------------------------|
| ODC10000 | Direct Socket Wall Mount |



DIRECT SOCKET TOOL KIT



Direct Socket Tool Kit provides the prosthetist with the tools to consistently make a reliable socket using the Direct Socket system. The toolkit includes the Icecast bladder and pump, a single chamber pressure-casting system designed to distribute pressure to shape soft tissue during casting. The pressure-casting system loads the residual limb, eliminating the need for modification of the resultant socket shape. A reinforcing matrix makes the chamber durable, and controls elongation.

| Part# | Description |
|----------|------------------------|
| M-500300 | Direct Socket Tool Kit |



Includes:

- Icecast Pump
- Icecast Bladder
- Icecast Case
- Resin Injection Tools (200ml and 400ml)
- Distal Attachment Tool
- Tape Ring Kits (Standard and Large)
- Lanyard Cord
- Relief Pads EVA
- Sheet straps
- Brim Tape



DIRECT SOCKET TOOLS AND TOOL KIT SPARE PARTS

| Picture# | Part# | Description |
|----------|----------|--|
| 1. | D-040510 | Icecast Pump |
| 2. | D-040520 | Icecast Bladder |
| 3. | M-400201 | Resin Injection Tool, 200 ml |
| 3. | 1950504 | Resin Injection Tool, 400 ml |
| 4. | D-040532 | Distal Attachment Tool for Direct Socket |
| 5. | D-040534 | Distal Attachment Tool for Plaster Casting |
| 6. | D-040552 | Tape Ring Kit - Standard |
| 7. | D-040553 | Tape Ring Kit - Large |
| 8. | M-100001 | Relief Pads EVA |
| 9. | M-500330 | Trolley for Icecast Case |
| 10. | M-110011 | Sheet straps |
| 11. | M-100120 | Brim Tape |
| 12. | ODC20011 | Sheet applicator, small |
| 13. | ODC20012 | Sheet applicator, large |



DIRECT SOCKET MATERIALS

COMPONENTS

Össur recommends that the following products are used in conjunction with the Direct Socket System.

| Picture# | Part# | Description |
|----------|----------|--|
| 1. | L-661000 | 600 Modular Spacer for Icelock 600 Series* |
| 2. | L-621100 | Icelock Ratchet 621 Adaptation Kit |
| 3. | L-631100 | Icelock Lanyard 631 Adaptation Kit |
| 4. | L-651100 | Icelock Smooth 651 Adaptation Kit |

*Must be used with Icelock® 600 series.

| Picture# | Part# | Description |
|----------|----------|---|
| 5. | L-551002 | Icelock Expulsion Valve 551* |
| 6. | L-544050 | Icelock 544 Direct Socket Adapter Plate** |
| 7. | L-544521 | Icelock 544 Plate Expulsion** |
| 7. | L-544511 | Icelock 544 Plate Unity** |
| 8. | M-400206 | Bottom Seal for Direct Socket |


* To be used with Cushion liners; ** To be used with Seal-In liners

| Picture# | Part# | Description |
|----------|----------|---|
| 9. | A-242500 | 4-Hole Female Pyramid with 20/20 Offset |

| Picture# | Part# | Description |
|----------|----------|--|
| 10. | L-214100 | Icelock Clutch 4H 214 for Direct Socket System |
| 11. | L-562400 | Icelock 562 for Direct Socket* |
| | L-562410 | Icelock 562 passive Vacuum for Direct Socket* |



* To be used with Iceross Seal-In X Locking liner
 ** Fresh Waterproof



CONNECT® TF



Connect® TF is an adjustable socket indicated for low active amputees. The open socket donning feature designed into the on/off tensioning handle, helps ease of donning and doffing while the user is in sitting position. Connect TF can be custom fitted by a certified prosthetist and adjusted throughout the socket lifetime in height, angle and circumference.

| User Information | |
|-----------------------|---|
| Amputation Level: | Transfemoral |
| Impact Level: | Low |
| Patient Weight Limit: | 125kg |
| Socket Information | |
| Sizes: | Medium Short, Medium Standard, Large Short, Large Standard* |
| Weight of Socket: | 1.5 kg |
| Liner selection: | IceroSS Transfemoral Locking – size according to size table |
| Limited Warranty: | 24 Months |

* See sizing guidelines below for reference



OSSUR SOCKETS

FEATURES



WEATHERPROOF

ORDERING INFORMATION

Connect TF is a Configure-to-Order product. These are assembled based on the selection of components. Please refer to below socket configurations.

Select 1 of the below socket options.

CONNECT TF

| Part# | Description |
|----------|-----------------------------|
| CTF0202L | Medium Short, left side |
| CTF0203L | Medium Standard, left side |
| CTF0204L | Large Short, left side |
| CTF0205L | Large Standard, left side |
| CTF0202R | Medium Short, right side |
| CTF0203R | Medium Standard, right side |
| CTF0204R | Large Short, right side |
| CTF0205R | Large Standard, right side |

Note: A locking pin is included

Select the type of locking liner in the quantity of 1 or 2 to determine package applied.

ICEROSS TRANSFEMORAL LOCKING LINER

| Part# | Profile | Suspension Method | Matrix |
|----------|--------------|-------------------|-------------|
| I-7032XX | Standard 2mm | Locking | Full Length |
| I-7132XX | Conical 3mm | | |

AKOS

| Part# | Profile | Suspension Method | Matrix |
|----------|--------------|-------------------|-------------|
| M-8955XX | Standard 2mm | Locking | Full Length |
| M-8956XX | Conical 3mm | | |

RELAX

| Part# | Profile | Suspension Method | Matrix |
|----------|--------------|-------------------|-------------|
| M-8955XX | Standard 2mm | Locking | Full Length |
| M-8956XX | Conical 3mm | | |

CONNECT® TF

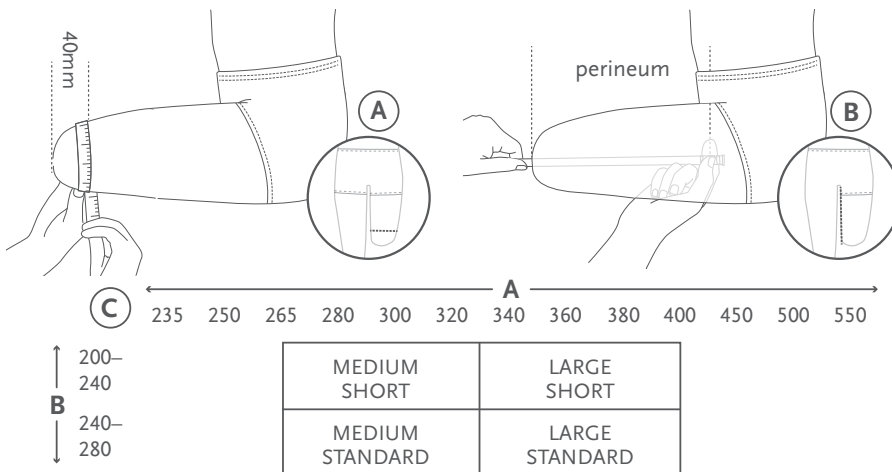
The Connect TF socket should be used together with:

- Össur components and adapters
- Iceross Transfemoral Locking liner

SIZE SELECTION

1. Have the user sit down
2. Measure the circumference of the residual limb at 40mm from the distal end (A)
Note. It is important to take this measurement with the user sitting
3. Measure the length of the residual limb from the distal end to perineum (B)
4. Select the correct size from the sizing guidelines (C) or size selection table below

SIZING GUIDELINES



SIZE SELECTION TABLE

| Connect TF Size | Liner size (circumference 40mm from distal) | Residual limb length |
|-----------------|---|----------------------|
| Medium Short | 26.5 – 32 (265-320mm) | 200-240mm |
| Medium Standard | 26.5 – 32 (265-320mm) | 240-280mm |
| Large Short | 34 – 40 (340-400mm) | 200-240mm |
| Large Standard | 34 – 40 (340-400mm) | 240-280mm |

CONNECT® TF

SPARE PARTS

| Picture | Part# | Description |
|---------|----------|--|
| 1. | CTF12001 | Medium Distal End – Distal end used for sizes Medium-Short and Medium-Standard |
| 2. | CTF12002 | Large Distal End – Distal end used for sizes Large-Short and Large-Standard |
| 3. | CTF10008 | Connect TF Locking Knee Lanyard Kit – Contains all the parts needed to fix the locking knee release mechanism onto the Connect TF socket |
| 4. | CTF12009 | Spare parts kit – Spare screws and small plastic parts |
| 5. | CTF12010 | Distal Elevation Kit – For 2cm elevation of funnel in distal end. Longer pin included |
| 6. | CTF12012 | Connect TF Handle – Left |
| 7. | CTF12013 | Connect TF Handle – Right |






OSSUR SOCKETS

PRESSURE PADS

The Pressure Pads are designed to reduce peak pressures in sockets due to prominent bony areas. Made from a non-compressible silicone that optimises pressure redistribution, pressure pads can improve the comfort of laminated, thermoformed or directly manufactured sockets such as the Modular Socket System. The pads feature a self-adhesive backing to enable easy application.

KITS

| Picture# | Part# | Description |
|----------|----------|--|
| 1. | K-190100 | Set No. 1, 5 pads (one small disc, one medium disc, one large disc, one spoon pad and one cylindrical pad) |
| 2. | K-190101 | Discs, 6 pads in 3 sizes (2 small, 2 medium, 2 large) |
| 3. | K-190102 | Spoon (2 large pads) |
| 4. | K-190104 | Cylindrical (8 large pads) |
| 5. | K-190110 | Set No. 2, 8 pads (one small spoon, 2 cylindrical, small and large; 2 oval, small and large; 2 drops and one horse shoe) |
| 6. | K-190115 | Oval, 8 pads, (4 small, 4 large) |
| 7. | K-190150 | Ergo pads |



ÖSSUR ICELOCK® SERIES



ICELOCK® 100 SERIES
PAGE 80



ICELOCK® 200 SERIES
PAGE 84



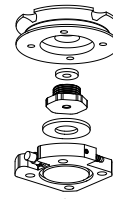
ICELOCK® 300 SERIES
PAGE 86



ICELOCK® 400 SERIES
PAGE 88



ICELOCK® 500 SERIES
PAGE 89



ICELOCK® 544 SERIES
PAGE 92



ICELOCK® 562 HYBRID
PAGE 94



ICELOCK® 600 SERIES
PAGE 96



ICELOCK® 700 SERIES
PAGE 101

ÖSSUR ICELOCK® SERIES

ICELOCK CHARACTERISTICS

RATCHET PIN

Used with Iceross® locking liners for moderate and highly active prosthetic users with bony residual limbs who prefer the security of stepping into the prosthesis to don the socket. The ratchet pin makes an audible clicking sound when it engages.



CLUTCH PIN

Used with Iceross locking liners for prosthetic users of all activity levels who have fleshy residual limbs. The user dons the prosthesis by winding into the socket rather than pushing or stepping into it.



SMOOTH PIN

Used with Iceross locking liners for moderate and highly active prosthetic users with bony residual limbs who prefer the security of stepping into the prosthesis to don the socket. The lock is silent when it engages, but provides a secure suspension along the entire length of the pin.



LANYARD

Used with Iceross locking liners for new prosthetic users or low to moderately active individuals with fleshy residual limbs who prefer to be pulled into the socket to don the prosthesis. This suspension system allows the user to apply their prosthesis while sitting down.



DISTAL VALVE

Designed for use with Iceross cushion liners for prosthetic users of all activity levels that cannot tolerate a distal attachment or prefer suction suspension to a mechanical method. Used in conjunction with a suspension sleeve, this suspension system allows the user to apply their prosthesis while sitting down.



EXPULSION VALVE

Designed for use with all Iceross Seal-In® liners. Can also be used with Cushion liners and the Sleeve.



ICELOCK® 100 SERIES



RATCHET LOCK WITH INTEGRATED PYRAMID

- Interchangeable
- Easy to use - single lamination
- Rated up to 120kg (titanium)
- All impact levels



| Part# | Description | Ratings | Build Height | Weight |
|----------|---|---------|--------------|--------|
| L-125000 | Icelock 125 Ratchet Stainless Steel Pyramid | 120kg | 22mm | 115g |



| Part# | Description | Ratings | Build Height | Weight |
|----------|---|---------|--------------|--------|
| L-180001 | Icelock 100 Fabrication Kit without Braid | N/A | 22mm | 99g |



ACCESSORIES

| Part# | Description |
|----------|---|
| L-192000 | Attachment Pin Ratchet, standard w/cap, length 52mm, 13 notches |
| L-192003 | Attachment Pin Ratchet, short w/cap, length 34mm, 7 notches |
| L-192005 | Attachment Pin Ratchet, long w/cap, length 65mm, 17 notches |

ICELOCK® 200 SERIES



The Icelock 200 series offers strong and durable locks with removable clutch mechanisms. The locks provide easy and secure wind-down donning as well as an easy release unlocking mechanism.

Icelock 200 series is a great product for transfemoral amputees to use in conjunction with the Iceross® Transfemoral liner.

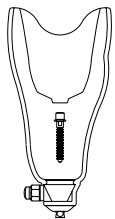


CLUTCH LOCKS

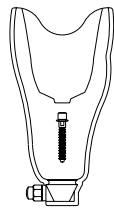
- Easy release unlocking mechanism
- Low build height and light-weight
- Wear-resistant stainless steel pin guide
- Secure clutch mechanism tested to tolerate at least 300kg pull
- Ability to change from Lanyard to Clutch
- All impact levels

DIAGRAM

ICELOCK CLUTCH 211

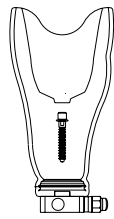


With Pyramid* Adapter



Without Pyramid* Adapter

ICELOCK CLUTCH 214

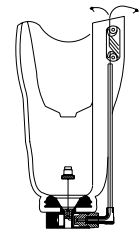


With 4-Hole Adapter



With AK Offset Adapter

ICELOCK LANYARD 234



With 4-Hole Adapter

* Note: pyramid must be purchased separately

ICELOCK 211 OVERVIEW



Attachment Pin, Clutch



Icelock Clutch 211

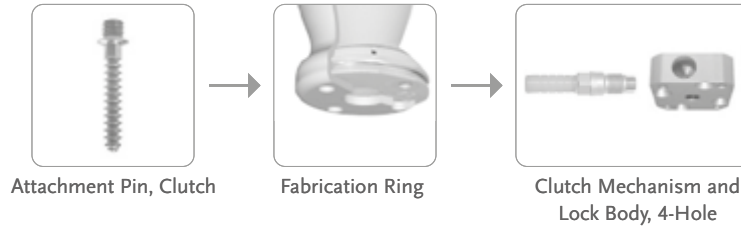


Icelock Stainless Steel Pyramid 273
Icelock Titanium Pyramid 272

ICELOCK® 200 SERIES

DIAGRAM

ICELOCK 214 OVERVIEW



PART NUMBER INFORMATION - LOCKS

| Part# | Description | Ratings | Build Height | Weight |
|----------|---|---------|--------------|--------|
| L-211000 | Icelock Clutch 211 (No Adapter) | N/A | 21mm | 78g |
| L-214000 | Icelock Clutch 214 (Aluminium 4-Hole Adapter) | 120kg | 25mm | 186g |

To change from clutch to lanyard, order L-292050 Lanyard Adaptation Kit.

| Part# | Description | Ratings | Build Height | Weight |
|----------|---------------------|---------|--------------|--------|
| L-234000 | Icelock Lanyard 234 | 120kg | 25mm | 168g |

To change from lanyard to clutch, order L-292020 Clutch Mechanism and T-wrench.



ÖSSUR ICELOCK® SERIES

ICELOCK CLUTCH 214 AK OFFSET*

| Ratings | Build Height | Weight |
|---------|--------------|--------|
| 136kg | 18mm | 314g |

| Picture | Part# | Description |
|---------|----------|---|
| 1. | L-214311 | For left leg with release button on medial side |
| 2. | L-214312 | For left leg with release button on lateral side |
| 3. | L-214322 | For right leg with release button on lateral side |
| 4. | L-214321 | For right leg with release button on medial side |

*30mm posterior and 20mm lateral offset



ICELOCK® 200 SERIES

PYRAMIDS FOR ICELOCK CLUTCH 211

| Part# | Description | Ratings | Build Height | Weight |
|----------|-------------------------------------|---------|--------------|--------|
| L-272000 | Icelock Titanium Pyramid 272 | 166kg | 9mm | 76g |
| L-273000 | Icelock Stainless Steel Pyramid 273 | 100kg | 8mm | 64g |



ADAPTERS

| Part# | Description | Weight Limit | |
|----------|----------------------------------|--------------|--|
| A-233100 | 4-Hole Male Pyramid, Aluminium | 100kg | |
| A-242100 | 4-Hole Female Pyramid, Aluminium | 100kg | |
| A-235100 | 4-Hole Male Pyramid, Titanium | 166kg | |
| A-245100 | 4-Hole Female Pyramid, Titanium | 166kg | |

Socket adapters see table of contents for page.

COMPONENTS FOR ICELOCK 211

| Part# | Description |
|----------|--|
| L-292015 | Lock Body with guide (without Dummy Screw) |
| L-292122 | Dummy Screw |
| L-292126 | Delrin Guide |
| L-293045 | Silicone Seal |
| L-292121 | Pin Tunnel |
| L-292032 | Pyramid Bolt, long with o-ring |

COMPONENTS FOR ICELOCK 211 AND 214

| Part# | Description |
|----------|---|
| L-292000 | Attachment Pin Clutch, standard w/cap, length 40 mm, 12 notches |
| L-292003 | Attachment Pin Clutch, short w/cap, length 22 mm, 7 notches |
| L-292005 | Attachment Pin Clutch, long w/cap, length 52 mm, 17 notches |
| L-292020 | Clutch Mechanism and T-wrench |
| L-293060 | T-wrench |
| L-292131 | Release Button, Delrin |

ICELOCK® 200 SERIES

COMPONENTS FOR ICELOCK PYRAMIDS 272 AND 273

| Part# | Description |
|----------|--|
| L-293046 | O-ring 10 x 1.5 for Pin Tunnel |
| L-692142 | Pyramid Cap |
| L-292032 | Pyramid Bolt, long with o-ring (for 272 Pyramid) |
| L-692032 | Pyramid Bolt with o-ring (for 273 Pyramid) |
| L-293048 | Silicone Fill for 272 Pyramid |
| L-293049 | Silicone Fill for 273 Pyramid |
| L-693127 | O-ring 8 x 2 for Pyramid Bolts |

COMPONENTS FOR ICELOCK 214

| Part# | Description |
|----------|--|
| L-292011 | Lock Body 4-Hole with Guide (without Clutch Mechanism) |
| L-292040 | Fabrication Kit (includes the five parts listed below) |
| L-292125 | Lam/Therm Ring |
| L-292118 | Delrin Tooling Body |
| L-292129 | Delrin Tooling Screw |
| L-293041 | Screw M6 x 20 |
| L-293042 | Screw M6 x 35 |

COMPONENTS FOR ICELOCK 234

| Part# | Description |
|----------|---|
| L-292127 | Pivot, Lanyard |
| L-292130 | Bushing, Lanyard |
| L-392117 | Elbow, Lanyard |
| L-392010 | Cleat with Cover and Rivets |
| L-392016 | Pull Handle Lanyard |
| L-392018 | Lanyard Cord with Connecting Screw |
| L-393012 | Cord Cover 40cm, Lanyard |
| L-292050 | Lanyard Adaptation Kit for Changing Icelock Clutch 214 to Icelock Lanyard 234 |

ICELOCK® 300 SERIES

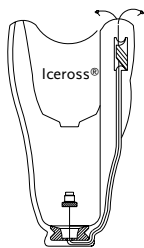


- Low build height
- Very light-weight
- Wear-resistant stainless steel pin guide
- For shower and water prostheses
- Low and moderate impact levels



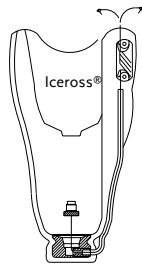
DIAGRAM

ICELOCK LANYARD 331-L



For laminated sockets

ICELOCK LANYARD 331-T



For thermoplastic sockets

| Part# | Description | Build Height | Weight |
|----------|----------------------------|--------------|--------|
| L-331001 | Lanyard 331-L (No Adapter) | 12mm | 22g |
| Part# | Description | Build Height | Weight |
| L-331002 | Lanyard 331-T (No Adapter) | 14mm | 42g |



ICELOCK® 300 SERIES

COMPONENTS FOR L-331001

| Part# | Description |
|----------|------------------------------------|
| L-392012 | Cleat with silicone dummy |
| L-392016 | Pull Handle, lanyard |
| L-392018 | Lanyard Cord with connecting screw |
| L-392110 | Bottom Attachment, lamination |



COMPONENTS FOR L-331002

| Part# | Description |
|----------|----------------------------------|
| L-392010 | Cleat with cover and rivets |
| L-393012 | Cord Cover 40cm, lanyard |
| L-392016 | Pull Handle, lanyard |
| L-392112 | Bottom Attachment, thermoplastic |
| L-392122 | Guide, lanyard |
| L-393018 | Screw 3.5 x 30mm |



ICELOCK® 400 SERIES

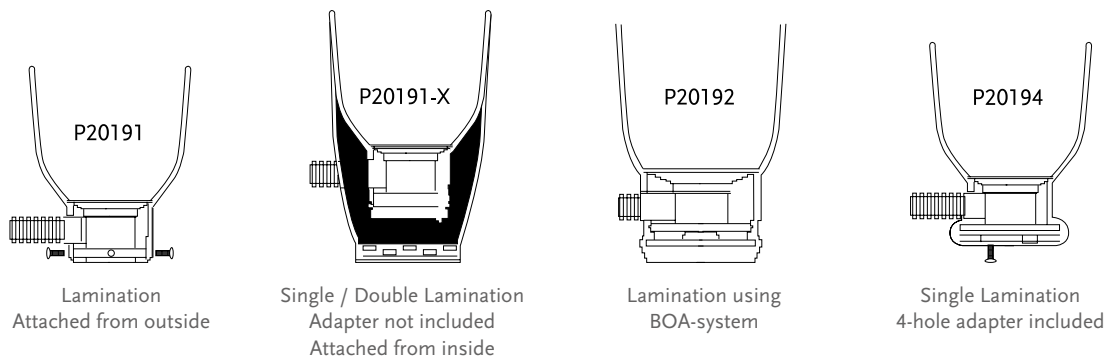


SMOOTH PIN SYSTEM

- No movement, therefore no noise and less wear
- Removable from inside of socket
- Very lightweight
- All impact levels



DIAGRAM



| Part# | Description | Ratings | Build Height | Weight |
|-----------|------------------------------------|---------|--------------|--------|
| P20191* | The Pin Standard Lamination | N/A | 35mm | 97g |
| P20191-X* | The Pin, Single/Double Lamination | N/A | 37mm | 95g |
| P20192* | The Pin for BOA-System, Lamination | N/A | 47mm | 110g |
| P20194* | The Pin, w/ 4-Hole Lamination | 120kg | 34mm | 180g |



* Note: Reusable fixtures and lamination dummies not included in lock kits. Must be ordered separately.

ICELOCK® 400 SERIES

FIXTURES (REUSABLE)

| Part# | Description |
|--------|---------------------------|
| P20109 | Fixture for all lock kits |

DUMMIES (REUSABLE)

| Part# | Description |
|--------|-----------------------------|
| P20151 | Dummy for P20191 & P20191-X |
| P20152 | Dummy for P20190 & P20192 |
| P20154 | Dummy for P20194 |

SPARE PARTS AND DRAPE FORMERS (REUSABLE)

| Part# | Description |
|----------|--------------------------------------|
| P20141 | Coupling Plate for P20191 |
| P20141-X | Coupling Plate for P20191-X |
| P20142 | Coupling Plate for P20192 |
| P20143 | Coupling Plate for P20193 |
| P20144 | 4-hole Adapter for P20194 |
| P20151 | Dummy for 191/191-X |
| P20161 | Funnel for P20191 & P20191-X |
| P20162 | Funnel for P20192 |
| L-693506 | Attachment Pin Smooth, Standard 43mm |
| L-693507 | Attachment Pin Smooth, 53mm |
| L-693508 | Attachment Pin Smooth, 63mm |
| L-693509 | Attachment Pin Smooth, 75mm |
| P-20177 | The Pin, Replacement Lock |
| L-693504 | Metal Sleeve for Push Button |
| L-693502 | Push Button, Adjustable |
| P20251 | Insert Part for P20151 |

ICELOCK® 500 SERIES



Both Icelock Expulsion Valve 551 and 552 are designed to be used with all suction suspension systems. The valves are positioned in a housing that seals securely against the inner surface of the hard socket near the distal end. The valves expel air under positive pressure when entering a socket. During removal of the prosthesis the push button needs to be compressed to allow air back into the hard socket. The Icelock 500 Series is fully waterproof and can be used for all impact levels.

| Part# | Description |
|----------|-----------------------------|
| L-551002 | Icelock Expulsion Valve 551 |



The Icelock 551 Valve is an auto-expulsion and push button suction release in the same compact, easy to install package. The valve is recommended for both Transtibial and Transfemoral users. The kit includes a flexible socket housing.



| Part# | Description |
|----------|-----------------------------|
| L-552000 | Icelock Expulsion Valve 552 |



Icelock 552 Valve is an auto-expulsion valve with push button for suction release. The core of the valve can be unscrewed to facilitate rapid donning and it makes it possible to pull donning socks through the valve. The valve can be used with a flexible interface and is recommended for Transfemoral users.



ICELOCK® 544 SERIES



The Icelock 544 Series consists of a variety of component configurations to support the use of elevated vacuum and expulsion. The series only uses a single fabrication method that is compatible with all the component configurations.

Icelock 544 series is suitable for both transtibial and transfemoral amputees and fully compatible with Unity vacuum system as well as Iceross Seal-In.

FEATURES

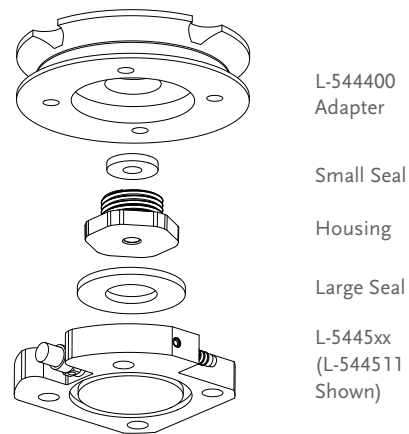
- Fabricate once, use the same socket for many different component configurations.
- Compatible with many different systems including: vacuum, expulsion, and Seal-In.

ICELOCK 544 SERIES KITS

With these kits, all componentry is included to build the Icelock 544 Series configurations. To the right is an exploded view of the components used in the final configuration and how they fit into the L-544400 Adapter.

EXAMPLE OF PARTS INCLUDED IN ICELOCK 544 KIT

- L-544400 Adapter
- Plate Lamination Dummy
- Small Seal
- Large Seal
- Housing
- Housing Lamination Dummy
- L-544XXX Plate
- Wrench
- M6 x 25mm Screws
- Vacuum Tube



ICELOCK 544 SERIES KIT

| Part# | Description | Release button | Barb connector | Recommended Use | Colour | Ratings | Weight | Build height |
|----------|--|----------------|----------------|--|---------------|---------|--------|--------------|
| L-544611 | Icelock 544 Unity Plate Kit (incl. Socket Adapter)* | Yes | Yes | Unity vacuum system with Iceross Seal-In | Grey, Black | 136kg | 216g | 25.5mm |
| L-544620 | Icelock 544 Expulsion Valve Kit (incl. Socket Adapter) | | | Sleeve Expulsion | Black, Black | 136kg | 104g | 16mm |
| L-544621 | Icelock 544 Expulsion Plate Kit (incl. Socket Adapter) | Yes | | Iceross Seal-In Expulsion | Orange, Black | 136kg | 216g | 25.5mm |



ICELOCK® 544 SERIES

ICELOCK L-544400 SOCKET ADAPTER

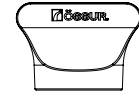
The L-544400 Socket Adapter is the common base for the Icelock 544 Series Kits.

L-544400 is installed in a single seamless lamination and brings up quality and consistency in the overall manufacturing of the socket.

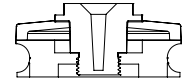
After installation, any of the Icelock 544 series valve plates will fit using only a 4mm hex key and Icelock 544 Wrench.

L-544400 SOCKET ADAPTER INCLUDES

- Aluminium socket adapter
- Lamination dummies and wrench



Wrench Tool



Adapter with Fabrication Components

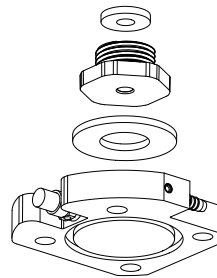
| Part# | Description | Ratings | Weight | Build height |
|----------|----------------------------|---------|--------|--------------|
| L-544400 | Icelock 544 Socket Adapter | 136kg | 98 g | 16 mm |

ICELOCK 544 SERIES VALVE PLATES AND CONNECTORS

Valve plates are available separate, without the socket adapter. To the right is an exploded example view of the components supplied with these Plates. All the necessary seals, check valves and housings are supplied with each plate/adapter.

PARTS INCLUDED WITH ICELOCK 544 PLATES

- Small Seal
- Large Seal
- Housing



Small Seal

Housing

Large Seal

L-5445xx
(L-544511 Shown)

ICELOCK® 544 SERIES

ICELOCK 544 SERIES VALVE PLATES AND CONNECTORS

| Part# | Description | Release button | Barb connector | Recommended Use | Colour | Weight | Build height |
|----------|-----------------------------|----------------|----------------|--|--------|--------|--------------|
| L-544511 | Icelock 544 Unity Plate | Yes | Yes | Unity vacuum system with Iceross Seal-In | Grey | 118g | 9.5mm |
| L-544521 | Icelock 544 Expulsion Plate | Yes | | Iceross Seal-In Expulsion | Orange | 118g | 9.5mm |
| L-544520 | Icelock 544 Expulsion only | | | Sleeve Expulsion (Needs L-544400) | Black | 6g | 0 |

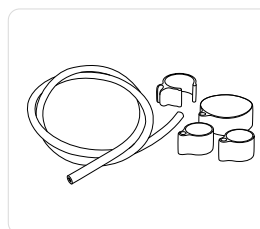
ACCESSORIES AND SPARE PARTS FOR ICELOCK 544 SERIES

The spare parts kit contains everything you need to replace things that wear out or get lost.

PARTS INCLUDED IN THE ICELOCK 544 SERIES SPARE PARTS KIT

- 4 Small Duckbill Valves
- 2 Large Duckbill Valves
- 2 Small Seals
- 2 Large Seals
- Unity Tubing
- O-Rings
- M6 x 25mm Screws

| Part# | Description |
|----------|------------------------------------|
| L-544010 | Icelock 544 Series Spare Parts Kit |
| UTF0006 | Unity TF Tube Kit |



ICELOCK® 544 SERIES

TOOLS

+PLUSERIES DISPENSER

| Part# | Description |
|----------|-----------------------------|
| FSX80016 | +Pluseries 215 ml Dispenser |




+PLUSERIES ADHESIVE

| Part# | Description |
|----------|---|
| FSX80015 | +Pluseries Adhesive 215 ml - Composite 1 Minute |
| FSX80017 | +Pluseries Mixing Nozzle Includes: 6 Mixing Nozzles |



ICELOCK® 562 HYBRID



The Icelock 562 Hybrid is a lock for transtibial amputees of all activity levels, providing superior function by combining the benefits of locking suspension with the benefits of vacuum suspension.

Users can benefit from reduced pistoning and improved rotational control from Seal-In, yet keeping the mechanical connection they are used to with its perceptible feedback.

THE LOCK FEATURES:

- Option to change easily between locking suspension only, Seal-In expulsion/vacuum only or combining these suspension mechanisms at the same time
- Low build height (with male pyramid integrated)
- Weatherproof
- Unity compatible
- Direct Socket compatible

The lock should be used with the Seal-In X Locking liner, movable seal-rings and an airtight socket.

Combine Seal-In Technology with Unity vacuum system for stabilisation of volume fluctuations and comfortable socket fit throughout the day.



OSSUR ICELOCK®
SERIES

| Part# | Description | Ratings | Build Height | Weight |
|----------|--|---------|--------------|--------|
| L-562000 | Icelock 562 Hybrid for Unity | 166kg | 12mm | 164g |
| L-562500 | Icelock 562 Hybrid for passive expulsion | 166kg | 12mm | 164g |
| L-562400 | Icelock 562 Unity for Direct Socket | 166kg | 12mm | 164g |
| L-562410 | Icelock 562 passive Vacuum for Direct Socket | 166kg | 12mm | 164g |



SPARE PARTS FOR ICELOCK 562 HYBRID

| Part# | Description |
|----------|--|
| L-562100 | Fabrication Kit (1 Distal Connector, 1 Fixation Dummy, 1 Manufacturing Dummy 1 & 2, 1 Central Screw, 4 Screws, 4 Spacers, 4 Nails, 1 Aluminum Dummy, 1 Large Square Ring, 1 Large O-ring, 1 Small Square Ring) |
| L-562200 | Lock Kit for Unity (1 Lock Body incl. Release Button & 90° Unity Connector, 1 Pin, 1 Outlet Port, 4 Screws) |
| L-562210 | Lock Kit for passive Vacuum (1 Lock Body incl. Release Button, 1 Pin, 2 Outlet Ports, 4 Screws) |
| L-562300 | Spare Part Kit (4 Expulsion Valves, 4 Bronze Filters, 2 Large Square Rings, 2 Small Square Rings, 2 Large O-Rings, 2 Small O-Rings) |
| L-562013 | Outlet Port (for use of passive vacuum) |
| L-562014 | 90° Unity Tube Connector |
| L-562015 | Handle of Release Unit |
| L-562016 | Icelock 562 Attachment Pin |

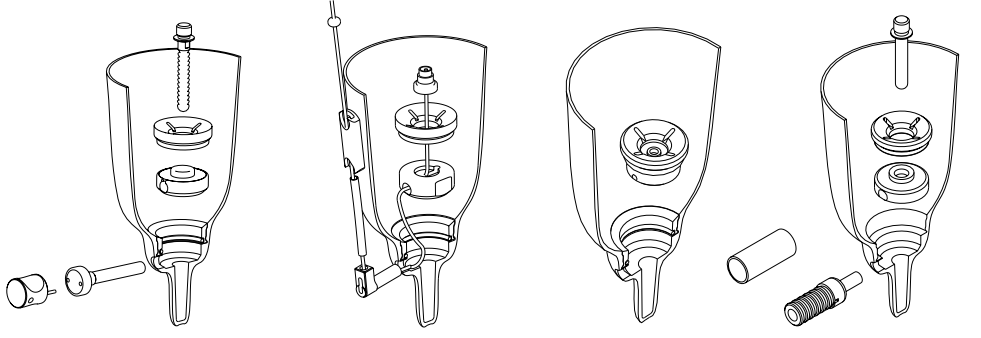
ICELOCK® 600 SERIES



- Extremely light-weight and low build height
- Fabrication Tools make the fabrication process very effective
- Very strong and durable
- Socket Adapters rated up to 100kg and 166kg
- Fully Waterproof
- Easily interchangeable
- Removable from the inside of the socket
- All impact levels



DIAGRAM



Icelock Ratchet 621 Icelock Lanyard 631 Icelock Valve 641 Icelock Smooth 651



Double lamination
Choice of Socket Adapter



Single lamination
Icelock Titanium Pyramid 672
Icelock Stainless Steel Pyramid 673



Single lamination
Icelock Alloy 4-Hole 674
Icelock Titanium 4-Hole 675

ICELOCK 600 SERIES

| Part# | Description | Build Height | Weight |
|----------|----------------------------------|--------------|--------|
| L-621000 | Icelock 621 Ratchet (No Adapter) | 15mm | 59g |
| L-631000 | Icelock 631 Lanyard (No Adapter) | 15mm | 49g |



ICELOCK® 600 SERIES

| Part# | Description | Build Height | Weight |
|----------|----------------------------------|--------------|--------|
| L-641000 | Icelock 641 Valve (No Adapter)* | 15mm | 40g |
| L-651000 | Icelock 651 Smooth (No Adapter)* | 15mm | 68g |

*Use with L-680000 Fabrication Tooling Kit



| Part# | Description |
|----------|--|
| L-680000 | Icelock 680 Fabrication Tools (Reusable) |

| Part# | Description |
|----------|---------------------------|
| L-621100 | Icelock 621 Adaption Kit* |
| L-631100 | Icelock 631 Adaption Kit* |
| L-641100 | Icelock 641 Adaption Kit* |
| L-651100 | Icelock 651 Adaption Kit* |

*For use when changing lock type



SPECIALLY DESIGNED PYRAMIDS FOR ICELOCK 600

| Part# | Description | Ratings |
|----------|-------------------------------------|---------|
| L-672000 | Icelock 672 Titanium Pyramid | 166kg |
| L-673000 | Icelock 673 Stainless Steel Pyramid | 100kg |
| L-674000 | Icelock 674 Aluminium 4-Hole | 100kg |
| L-675000 | Icelock 675 Titanium 4-Hole | 166kg |



RELEASE KEY

| Part# | Description |
|----------|--|
| L-692016 | A tool to tighten and release the release unit (sold separately) |



ICELOCK® 600 SERIES

COMPONENTS FOR ICELOCK 621

| Part# | Description |
|----------|---|
| L-692022 | Icelock 600 Fabrication Ring with o-ring and silicone ring |
| L-693125 | O-ring 35 x 2.5 for Fabrication Ring |
| L-692110 | Funnel |
| L-692027 | Release Unit, long |
| L-192000 | Attachment Pin Ratchet, standard w/cap, length 52mm, 13 notches |
| L-192003 | Attachment Pin Ratchet, short w/cap, length 34mm, 7 notches |
| L-192005 | Attachment Pin Ratchet, long w/cap, length 65mm, 17 notches |

COMPONENTS FOR ICELOCK 631

| Part# | Description |
|----------|--|
| L-692022 | Fabrication Ring with o-ring and silicone ring |
| L-693125 | O-ring 35 x 2.5 for Fabrication Ring |
| L-692025 | Bottom Attachment, lanyard |
| L-692110 | Funnel |
| L-392018 | Lanyard Cord with connecting screw |
| L-393012 | Cord Cover 40cm |
| L-392010 | Cleat with cover and rivets |
| L-392016 | Pull Handle |
| L-392117 | Elbow, lanyard |

COMPONENTS FOR ICELOCK 641

| Part# | Description |
|----------|--|
| L-692022 | Fabrication Ring with o-ring and silicone ring |
| L-693125 | O-ring 35 x 2.5 for Fabrication Ring |
| L-641100 | Expulsion Valve/Adaption Kit 641 |

ICELOCK® 600 SERIES

COMPONENTS FOR ICELOCK 651

| Part# | Description |
|----------|--|
| L-692022 | Fabrication Ring with o-ring and silicone ring |
| L-692110 | Funnel |
| L-693506 | Smooth Pin, 43mm |
| L-693507 | Smooth Pin, standard 53mm |
| L-693508 | Smooth Pin, 63mm |
| L-693509 | Smooth Pin, 75mm |
| L-692505 | Smooth Lock |
| L-693504 | Protective sleeve for push button |
| L-692501 | Release Unit |
| L-693502 | Push Button |
| L-693503 | Dust Cap |

COMPONENTS FOR ICELOCK TITANIUM PYRAMID 672

| Part# | Description |
|----------|-------------------------------|
| L-692142 | Pyramid Cap |
| L-692032 | Pyramid Bolt with o-ring |
| L-693127 | O-ring 8 x 2 for Pyramid Bolt |
| L-693115 | Silicone Ring |

COMPONENTS FOR ICELOCK STAINLESS STEEL PYRAMID 673

| Part# | Description |
|----------|-------------------------------|
| L-692142 | Pyramid Cap |
| L-692032 | Pyramid Bolt with o-ring |
| L-693127 | O-ring 8 x 2 for Pyramid Bolt |
| L-693115 | Silicone Ring |

ICELOCK® 600 SERIES

COMPONENTS FOR ICELOCK ALUMINUM 4-HOLE ADAPTER 674

| Part# | Description |
|----------|-----------------|
| L-293041 | Screw M6 x 20mm |
| L-693115 | Silicone Ring |

COMPONENTS FOR ICELOCK TITANIUM 4-HOLE ADAPTER 675

| Part# | Description |
|----------|-----------------------|
| L-693120 | Screw M6 x 20mm, plus |
| L-693115 | Silicone Ring |

COMPONENTS FOR ICELOCK FABRICATION TOOLS 680 (ALL HARDENED STAINLESS STEEL)

| Part# | Description |
|----------|--|
| L-692010 | Lock Dummy with o-ring |
| L-693127 | O-ring 8 x 2 for Lock Dummy |
| L-692119 | Steel Guide |
| L-692120 | Release Dummy, standard |
| L-692125 | Release Dummy, long |
| L-692130 | Pin Dummy, standard |
| L-692133 | Pin Dummy, short |
| L-693110 | Pin Dummy Bolt |
| L-692015 | Hex Driver with o-ring |
| L-692017 | Cross Driver with o-ring |
| L-693126 | O-ring 4 x 2 for Hex and Cross Drivers |

ICELOCK® 700 SERIES

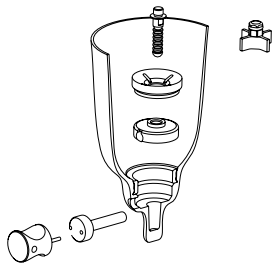


Designed to be used in conjunction with the Icross Upper X and Icross Junior liner systems.

- Extremely low build height and compact design
- Light-weight
- Compatible for single or double lamination fabrication method
- Socket adapters rated up to 45kg
- Locking mechanisms are replaceable from inside of the socket
- All impact levels



DIAGRAM



Double lamination
Icelock Ratchet 721



Single lamination
Icelock Stainless Steel Pyramid 773



Single lamination
Icelock Alloy 4-hole 774

| Part# | Description | Build Height | Weight |
|----------|--|--------------|--------|
| L-721000 | Icelock 721 Ratchet, Small (No Adapter)* | 13mm | 20g* |

*Use with L-780000 Fabrication Tooling Kit

| Part# | Description |
|----------|----------------------------|
| L-780000 | Icelock fabric tooling kit |

SPECIALLY DESIGNED PYRAMIDS FOR ICELOCK 700

| Part# | Description | Ratings |
|----------|-------------------------------|---------|
| L-773000 | Icelock 773 Stainless Pyramid | 45kg |

| Part# | Description | Ratings |
|----------|------------------------------|---------|
| L-774000 | Icelock 774 Aluminium 4-Hole | 45kg |

RELEASE KEY

| Part# | Description |
|----------|--|
| L-792016 | A tool to tighten and release the release unit (sold separately) |



ICELOCK® 700 SERIES

COMPONENTS FOR RATCHET LOCK 721

| Part# | Description |
|----------|-------------------------------------|
| L-792020 | Ratchet Lock without Adapter, small |
| L-792110 | Funnel, small |
| L-792150 | Fabrication Ring, small |
| L-792027 | Release Unit, small |
| L-792031 | Pin Adapter* |
| L-792000 | Attachment Pin Ratchet, 32mm |
| L-792105 | Attachment Pin Ratchet, 56mm |
| L-793112 | Silicone Seal, small |

*Pin adapter 700 series to adult liner

COMPONENTS FOR FABRICATION (HARDENED STAINLESS STEEL)

| Part# | Description |
|----------|---------------------------------|
| L-792119 | Steel Guide, small |
| L-792120 | Release Dummy, small |
| L-792130 | Pin Dummy, small |
| L-692015 | Hex Driver with o-ring |
| L-792017 | Cross Driver with o-ring, small |

ÖSSUR FEET



BALANCE™ FOOT S
PAGE 105



BALANCE™ FOOT S TORSION
PAGE 109



PROPRIO FOOT®
PAGE 113



PRO-FLEX® PIVOT
PAGE 118



PRO-FLEX® ST
PAGE 123



PRO-FLEX® MODULAR
PAGE 128



PRO-FLEX® LP
PAGE 131



PRO-FLEX® LP TORSION
PAGE 135



PRO-FLEX® LP ALIGN
PAGE 139



PRO-FLEX® XC
PAGE 143



PRO-FLEX® XC TORSION
PAGE 148



VARI-FLEX®
PAGE 153



LP VARI-FLEX®
PAGE 163



RE-FLEX ROTATE™
PAGE 169



RE-FLEX SHOCK™
PAGE 177



CHEETAH® XPLORE
PAGE 185



FLEX-FOOT BALANCE®
WITH D/P FLEXION™
PAGE 189



FLEX-FOOT® BALANCE
PAGE 193



BALANCE™ FOOT J
PAGE 197



FLEX-FOOT ASSURE®
PAGE 202



FLEX-SYMES™
PAGE 208

ÖSSUR FEET

CHARACTERISTICS

FULL LENGTH TOE LEVER

The full-length keel/toe lever matches the length of the sound foot, giving a smoother, symmetrical gait.



FULL LENGTH TOE LEVER

ACTIVE TIBIAL PROGRESSION

Vertical forces generated at heel contact are initially absorbed and translated into forward motion described as Active Tibial progression.



ACTIVE TIBIAL PROGRESSION

VERTICAL SHOCK PYLON

The vertical shock pylon reduces trauma to the residual limb, joints and lower back during daily activities. Benefits: Protection of joints, the spine and residual limb by reduction of the shock loading.



VERTICAL SHOCK PYLON

ROTATION

The ability of the foot to absorb rotational forces allows the user to walk with a more natural gait without increasing the shear forces on the residual limb.



ROTATION

HEEL HEIGHT ADJUSTABILITY

Heel height can be adjusted to various types of shoes.



HEEL HEIGHT ADJUSTABILITY

MULTI-AXIAL GROUND COMPLIANCE

Multi-axial compliance of the foot provides improved ground contact during ambulation on uneven surfaces.



MULTI-AXIAL GROUND COMPLIANCE

ANKLE POWER

Ankle power is generated by the foot deformation and the blades energy storage-and-return capabilities when the foot transitions from mid to late stance until terminal stance to toe-off.



ANKLE POWER

PIVOT TECHNOLOGY

The pivot technology mimics the human ankle joint through connection of the blades around the physiological center of rotation.



PIVOT TECHNOLOGY

ANATOMICAL FOOT

The full effective foot length, in combination with the big toe and sandal toe matches the length and shape of the sound foot. The lightweight anatomical foot cover features a steadygrip sole for barefoot stability on wet or slick surfaces, and a sandalclamping toe for a range of footwear including flip flops.



ANATOMICAL FOOT

SPLIT TOE

A split toe feature allows the foot to adjust to the surface.



SPLIT TOE

ÖSSUR FEET

CHARACTERISTICS

SANDAL TOE

Narrow, anatomically correct foot cover for use with a sandal toe shoe.
Benefits: More anatomical look for increased visual appeal and more functional compatibility with sandal shoes.



SANDAL TOE

HYDRAULIC DORSIFLEXION

The hydraulic dorsiflexion and plantarflexion provides the user with toe clearance in swing phase.



HYDRAULIC FLEXION

UNITY® VACUUM SUSPENSION SYSTEM

INTRODUCTION

Building on renowned Iceross Seal-In technology, Össur designers and engineers have developed a form of advanced vacuum suspension that is also compatible with Flex-Foot technology.

The design challenge was to apply elevated vacuum with a Seal-In liner, using a simple pump mechanism which had minimal impact on the function of the foot. By applying vacuum where it is needed – around the distal part of the limb – Unity helps to stabilize volume while creating highly effective and sleeveless vacuum suspension.

Without a sleeve, range-of-motion is not restricted and vacuum can be released quickly and easily at the touch of a button. The design also minimises the risk of proximal vacuum leakage and the puncture issues associated with more traditional ‘sleeve’ vacuum methods.

KEY ADVANTAGES

Unity offers the security and freedom of vacuum suspension, but without the sensation and restrictions of a sleeve. This advanced system from Össur effectively addresses volume fluctuation and is compatible with Flex-Foot technology.

- No sleeve required: Greater mobility and user acceptance
- Distal vacuum: Effective volume stabilization
- Simple design: Quick and easy to achieve/release vacuum
- Independent pump: Shock function uncompromised

MAIN APPLICATIONS

Unity is available for a host of feet, which together suit a wide spectrum of users. Transfemoral users can enjoy Unity as well as transtibial, since tube finishing options for Össur knees are available. Iceross Seal-In® X TF was designed to allow for optional seal placement and hold up to the strong vacuum created by Unity.

BALANCE™ FOOT S



Balance Foot S is a lightweight, waterproof foot specifically designed to meet the needs of low active walkers. For these users, the cushioning heel foam with gradual stiffening and wide sole blade provides enhanced stability perception and the perception of a smooth rollover.

The anatomical foot cover features a steady-grip sole and a sandal clamping toe, for the opportunity to wear different types of footwear.

Össur recommends using Balance Foot S in conjunction with the sleeveless elevated vacuum suspension system Unity®, which adds minimal weight and no build height, and does not interfere with Balance Foot S dynamics. Unity is designed to provide secure suspension in combination with Icross Seal-In® technology, while stabilising volume fluctuations and maintaining comfortable socket fit throughout the day.

UNITY®
COMPATIBLE



| User information | |
|-------------------------|------------------------------|
| Amputation Level: | Transfemoral and Transtibial |
| Impact Level: | Low |
| Maximum Patient Weight: | 147kg |

| Unity System Information | |
|----------------------------|-------------------------------------|
| Maximum Vacuum: | -24inHg (-609mmHg) |
| Normal Operating Pressure: | -15-23 inHg |
| Added System Weight: | 130g w/ Pump, Socket Valve and Tube |

| Foot information | |
|---------------------------------|--------------------------------------|
| Categories: | 1-8 |
| Size: | 22-30 |
| Weight of Foot: (Size 27, cat5) | 622g w/ Foot Cover and Sock |
| Build Height: (Size 27) | 126mm w/ Male Pyramid and Foot Cover |
| Heel Height: | 10mm |
| Adapter Options: | Male Pyramid |



FULL LENGTH TOE LEVER



MULTI-AXIAL GROUND COMPLIANCE



SPLIT TOE



SANDAL TOE

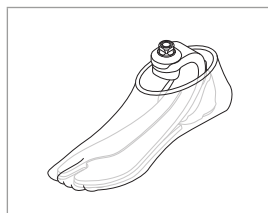


WATERPROOF

*weatherproof when paired with Unity

ORDERING INFORMATION

FOR COMPLETE FOOT



BALANCE™ FOOT S

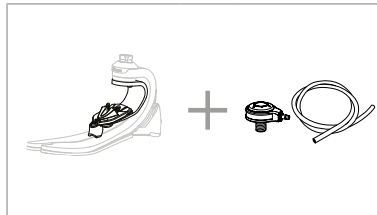
ORDERING INFORMATION

Please select the appropriate Unity Pump Module kit according to foot module size when placing an order and Unity will come preassembled on the foot.

For extra convenience and system compatibility, Unity Valve Kits are highly recommended as a means of connecting to the socket.

For liner selection charts and item numbers please refer to the appropriate Iceross Seal-In page.

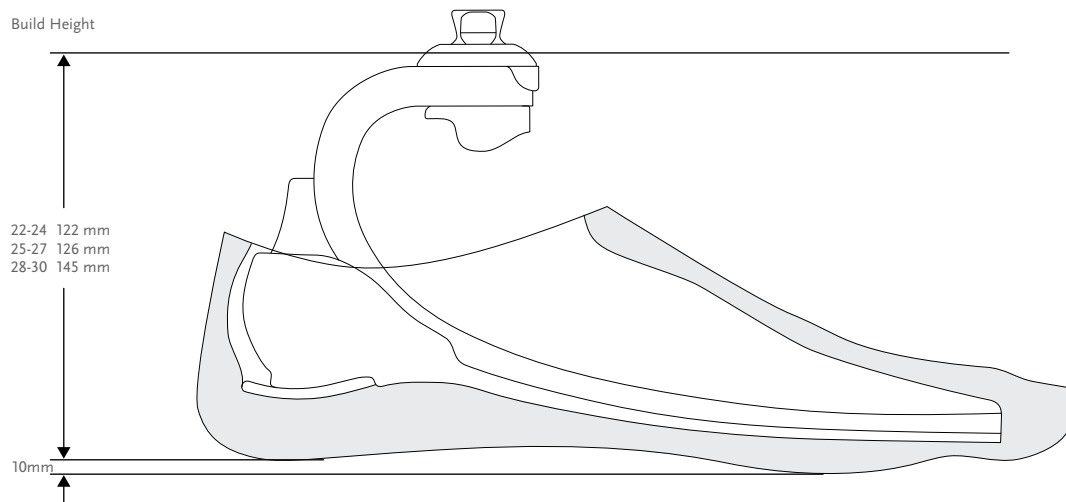
FOR COMPLETE FOOT WITH UNITY



CATEGORY SELECTION CHART

| Weight kg | 45-52 | 53-59 | 60-68 | 69-77 | 78-88 | 89-100 | 101-116 | 117-130 | 131-147 |
|----------------------------|-------|-------|-------|-------|-------|--------|---------|---------|---------|
| Low Impact Category | | | | | | | | | |
| Size 22-24 | 1 | 1 | 2 | 3 | 4 | 5 | N/A | N/A | N/A |
| Size 25-27 | 1 | 1 | 2 | 3 | 4 | 5 | 6 | 7 | 8 |
| Size 28-30 | 3 | 3 | 3 | 3 | 4 | 5 | 6 | 7 | 8 |

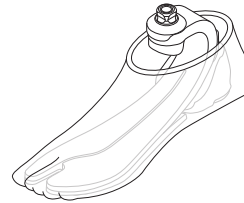
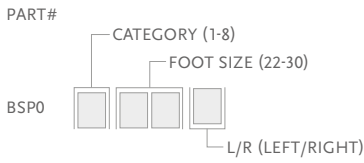
CLEARANCE



BALANCE™ FOOT S

KITS

BALANCE FOOT S WITH MALE PYRAMID

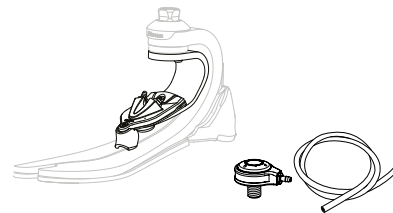
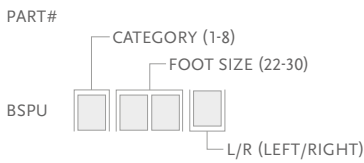


Includes:

- Foot Module
- Removable Foot Cover* with a black Spectra Sock

*When ordering brown covers, add "BR" to the end of the part number.

BALANCE FOOT AND UNITY PUMP



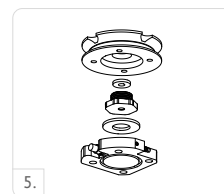
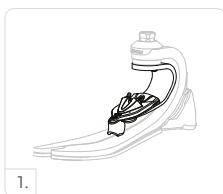
Includes:

- Foot Module
- Removable Foot Cover* with a black Spectra Sock
- Unity Pump

*Note: Unity pump will come preassembled on the foot. Valve kit needs to be ordered separately.

UNITY

| Picture | Part# | Description | Applicable Foot Kits |
|---------|----------|-----------------------|--|
| 1 | UBS0024 | Unity Pump S22-24 | Balance Foot S & Balance Foot S Torsion Size 22-24 |
| 1 | UBS0027 | Unity Pump S25-27 | Balance Foot S & Balance Foot S Torsion Size 25-27 |
| 1 | UBS0030 | Unity Pump S28-30 | Balance Foot S & Balance Foot S Torsion Size 28-30 |
| 2 | UTT0001 | Unity TT Valve Kit | All |
| 3 | UTF0001 | Unity TF Valve Kit | All |
| 4 | UTF0006 | Unity TF Tube Kit | All |
| 5 | L-544611 | Icelock 544 Unity Kit | All |



BALANCE™ FOOT S

UNITY SPARE COMPONENTS

| Part# | Description |
|----------|---------------------------|
| UBS00021 | Unity BS Components 22-30 |

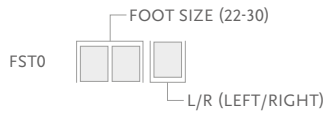
Includes:

- Outlet Port
- Inlet Port
- Duckbill Valves
- Tube
- Tube Clamp
- Loctite

COSMETIC FINISHING

FOOT COVER KIT, BEIGE AND BROWN*

PART#



Includes:

- Foot Cover*
- Foot Cover Attachment
- Black Spectra Sock

*For brown foot cover please add a "BR" suffix to the part number.

FLEX-FOOT SOCKS

Used to cover the composite foot module to protect the foot and eliminate noise between foot module and foot shell.

| Part# | Description | Size | Colour |
|-------------|----------------------|-------|--------|
| FCX63022 | FF Sock Small 1 pc | 22-25 | Black |
| FCX63025 | FF Sock Large 1 pc | 26-30 | Black |
| FCX63022-15 | FF Sock Small 15 pcs | 22-25 | Black |
| FCX63026-15 | FF Sock Large 15 pcs | 26-30 | Black |



BALANCE™ FOOT S TORSION

UNITY
COMPATIBLE



Balance Foot S Torsion is a lightweight, waterproof foot specifically designed to meet the needs of low active walkers. For these users, the cushioning heel foam with gradual stiffening and wide sole blade enhanced stability perception and the perception of a smooth rollover. The torsion shock unit offers valuable shock absorption and helps to restore lost rotational capabilities.

The anatomical foot cover features a steady-grip sole and a sandal clamping toe, for the opportunity to wear different types of footwear.

Össur recommends using Balance Foot S Torsion in conjunction with the sleeveless elevated vacuum suspension system Unity®, which adds minimal weight and no build height, and does not interfere with Balance Foot S dynamics. Unity is designed to provide secure suspension in combination with Icross Seal-In® technology, while stabilising volume fluctuations and maintaining comfortable socket fit throughout the day.



| User information | |
|-------------------------|------------------------------|
| Amputation Level: | Transfemoral and Transtibial |
| Impact Level: | Low |
| Maximum Patient Weight: | 147kg |

| Unity System Information | |
|----------------------------|-------------------------------------|
| Maximum Vacuum: | -24inHg (-609mmHg) |
| Normal Operating Pressure: | -15-23 inHg |
| Added System Weight: | 130g w/ Pump, Socket Valve and Tube |

| Foot information | |
|---------------------------------|---------------------------------------|
| Categories: | 1-8 |
| Size: | 22-30 |
| Weight of Foot: (Size 27, cat5) | 996g w/ Foot Cover and Sock |
| Build Height: (Size 27) | 204 mm w/ Male Pyramid and Foot Cover |
| Heel Height: | 10mm |
| Adapter Options: | Male Pyramid |



FULL LENGTH TOE LEVER



MULTI-AXIAL GROUND COMPLIANCE



SPLIT TOE



VERTICAL SHOCK PYLON



SANDAL TOE



WATERPROOF

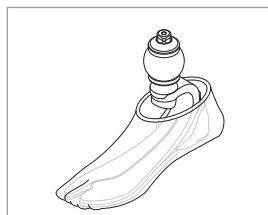


ROTATION

*weatherproof when paired with Unity

ORDERING INFORMATION

FOR COMPLETE FOOT



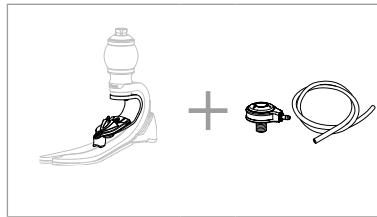
BALANCE™ FOOT S TORSION

ORDERING INFORMATION

Please select the appropriate Unity Pump Module kit according to foot module size when placing an order and Unity will come preassembled on the foot.

For extra convenience and system compatibility, Unity Valve Kits are highly recommended as a means of connecting to the socket. For liner selection charts and item numbers please refer to the appropriate Iceross Seal-In page.

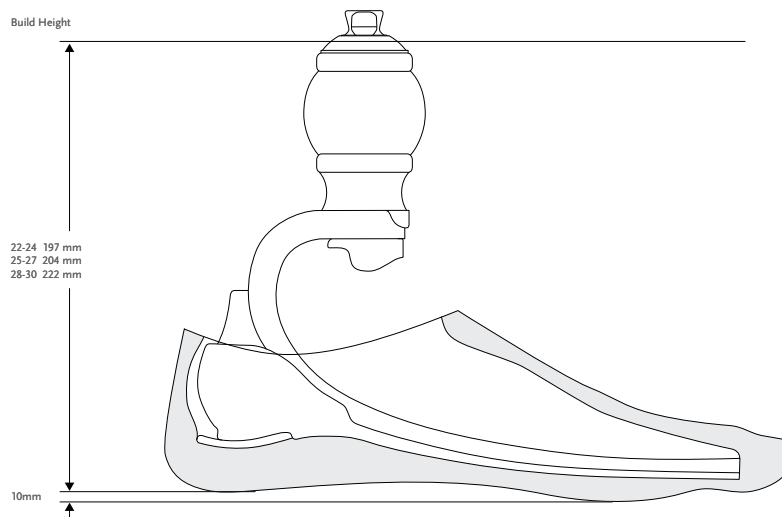
FOR COMPLETE FOOT WITH UNITY



CATEGORY SELECTION CHART

| Weight kg | 45-52 | 53-59 | 60-68 | 69-77 | 78-88 | 89-100 | 101-116 | 117-130 | 131-147 |
|---------------------|-------|-------|-------|-------|-------|--------|---------|---------|---------|
| Low Impact Category | | | | | | | | | |
| Size 22-24 | 1 | 1 | 2 | 3 | 4 | 5 | N/A | N/A | N/A |
| Size 25-27 | 1 | 1 | 2 | 3 | 4 | 5 | 6 | 7 | 8 |
| Size 28-30 | 3 | 3 | 3 | 3 | 4 | 5 | 6 | 7 | 8 |

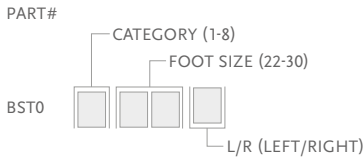
CLEARANCE



BALANCE™ FOOT S TORSION

KITS

BALANCE FOOT S TORSION WITH MALE PYRAMID



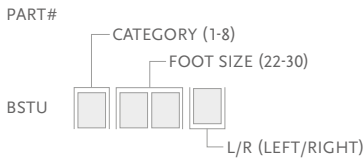
Includes:

- Foot Module
- Removable Foot Cover* with a black Spectra Sock

*When ordering brown covers, add "BR" to the end of the part number.



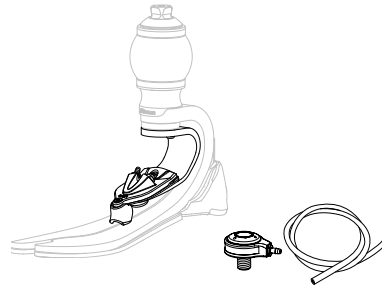
BALANCE FOOT AND UNITY PUMP



Includes:

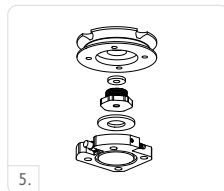
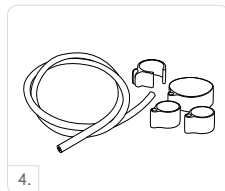
- Foot Module
- Removable Foot Cover* with a black Spectra Sock
- Unity Pump

*Note: Unity pump will come preassembled on the foot. Valve kit needs to be ordered separately.



UNITY

| Picture | Part# | Description | Applicable Foot Kits |
|---------|----------|-----------------------|--|
| | UBS0024 | Unity Pump S22-24 | Balance Foot S & Balance Foot S Torsion Size 22-24 |
| | UBS0027 | Unity Pump S25-27 | Balance Foot S & Balance Foot S Torsion Size 25-27 |
| | UBS0030 | Unity Pump S28-30 | Balance Foot S & Balance Foot S Torsion Size 28-30 |
| | UTT0001 | Unity TT Valve Kit | All |
| | UTF0001 | Unity TF Valve Kit | All |
| | UTF0006 | Unity TF Tube Kit | All |
| | L-544611 | Icelock 544 Unity Kit | All |



BALANCE™ FOOT S TORSION

UNITY SPARE COMPONENTS

| Part# | Description |
|---------|----------------------------|
| UBS0021 | Unity BFS Components 22-30 |

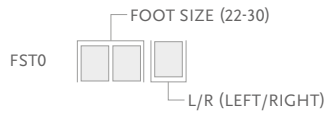
Includes:

- Outlet Port
- Inlet Port
- Duckbill Valves
- Tube
- Tube Clamp
- Loctite

COSMETIC FINISHING

FOOT COVER KIT, BEIGE AND BROWN*

PART#



Includes:

- Foot Cover*
- Foot Cover Attachment
- Black Spectra Sock

*For brown foot cover please add a "BR" suffix to the part number.

FLEX-FOOT SOCKS

Used to cover the composite foot module to protect the foot and eliminate noise between foot module and foot shell.

| Part# | Description | Size | Colour |
|-------------|----------------------|-------|--------|
| FCX63022 | FF Sock Small 1 pc | 22-25 | Black |
| FCX63025 | FF Sock Large 1 pc | 26-30 | Black |
| FCX63022-15 | FF Sock Small 15 pcs | 22-25 | Black |
| FCX63026-15 | FF Sock Large 15 pcs | 26-30 | Black |



PROPRIO FOOT®



Proprio Foot is an adaptive microprocessor-controlled ankle for low to moderately active people with an amputation, designed to improve safety by increasing toe clearance in swing phase and adapting to changing terrain. Proprio Foot is fully waterproof in salt and fresh water (excluding chlorinated water). Proprio Foot redefines what is expected from a microprocessor-controlled ankle, truly delivering the freedom to move naturally with safety and stability. Let your patients experience a new level of mobility.

KEY FEATURES

- Increased toe clearance in swing
- Automatic terrain adaptation on level-ground, ramps and stairs
- Dynamic carbon foot blade with roll-over characteristics
- Relax-mode for comfortable sitting and chair-exit-mode for easier sit transfers
- Integrated battery
- Waterproof in salt and fresh water (excluding chlorinated water)
- Accompanying Össur Logic app for iOS devices provides:
 - Simple practitioner setup and adjustments, and printable user activity reports
 - User adjustable ankle alignment for changing footwear
 - Selection of user preferences and monitoring of step count and battery charge level



ÖSSUR FEET

| User Information | |
|-------------------------|------------------------------|
| Amputation Level: | Transtibial and Transfemoral |
| Impact Level: | Low to Moderate |
| Maximum Patient Weight: | 125kg |

| Foot Information | |
|-----------------------------------|-------------------------|
| Categories: | 1-8 |
| Size: | 22-30 |
| Weight of Foot (Size 27, Cat. 5): | 1.5 kg incl. Foot Cover |
| Heel Height Adjustability: | Up to 50mm |
| Build Height (Size 27, Cat. 5): | 180 mm |



SANDAL TOE



HEEL HEIGHT ADJUSTABILITY



SPLIT TOE



ANATOMICAL FOOT



WATERPROOF

| Unity System Information | |
|----------------------------|---|
| Unity Size: | 25-30 |
| Maximum Vacuum: | 24inHg(610mmHg) |
| Normal Operating Pressure: | -15 to -23 inHg |
| Added System Weight: | pproximately 88g w/ Pump, Socket Valve and Tube |

PROPRIO FOOT®

ORDERING INFORMATION

CATEGORY SELECTION GUIDE

| Weight kg | 45-52 | 53-59 | 60-68 | 69-77 | 78-88 | 89-100 | 101-116 | 117-125 |
|-----------------------|-------|-------|-------|-------|-------|--------|---------|---------|
| Low Impact Level | 1 | 1 | 2 | 3 | 4 | 5 | 6 | 7 |
| Moderate Impact Level | 1 | 2 | 3 | 4 | 5 | 6 | 7 | 8 |

SELECTION CHART FOR PRODUCT VARIANTS

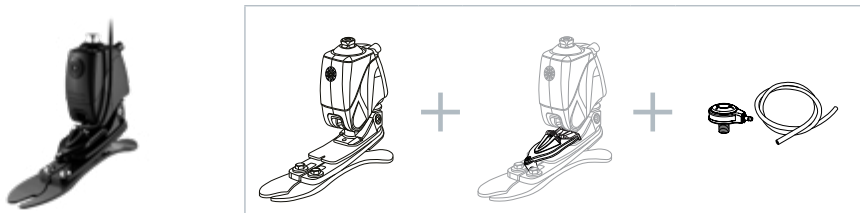
| Category | 1 | 2 | 3 | 4 | 5 | 6 | 7 | 8 | | |
|----------|--------------------------------------|---|---|---|---|-----|---|---|-----|--|
| Size 22 | FSF Foot Cover No Unity available | | | | | N/A | | | | |
| Size 23 | | | | | | | | | | |
| Size 24 | | | | | | | | | | |
| Size 25 | FST Foot Cover Unity available | | | | | | | | | |
| Size 26 | | | | | | | | | | |
| Size 27 | | | | | | | | | | |
| Size 28 | | | | | | | | | N/A | |
| Size 29 | | | | | | | | | | |
| Size 30 | | | | | | | | | | |

FOR COMPLETE FOOT



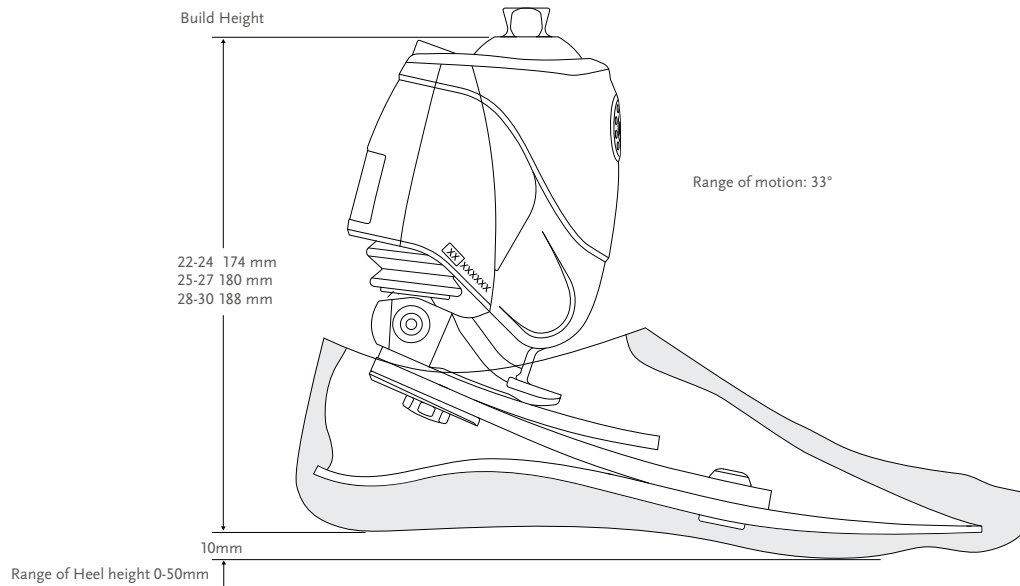
Unity can be ordered with PROPRIO FOOT in sizes 25 and above. Please select the appropriate Unity Pump Module kit according to foot module size when placing an order and Unity will come preassembled on the foot. For extra convenience and system compatibility, Unity Valve Kits are highly recommended as a means of connecting to the socket.

FOR COMPLETE FOOT WITH UNITY



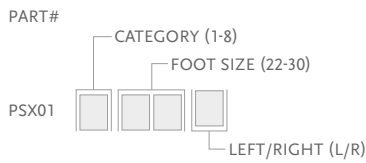
PROPRIO FOOT®

CLEARANCE



KITS

PROPRIO FOOT



Includes:

- Removable Foot Cover with Black Spectra Sock
- Power Supply w/Plug

*For PROPRIO FOOT with brown foot cover add a "BR" suffix to the part number.

COMPONENTS

| Part# | Description |
|----------|------------------|
| CME50110 | Power Supply Kit |



DUAL CHARGER KIT

The Dual Charger Kit is an optional kit that allows for simultaneous charging of any two combinations of Rheo Knee, Rheo Knee XC and Proprio Foot.

POWER SUPPLY

| Part# | Description |
|----------|-----------------------------------|
| CME10110 | Power Supply and Cable Attachment |

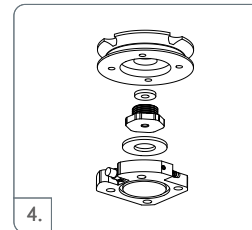
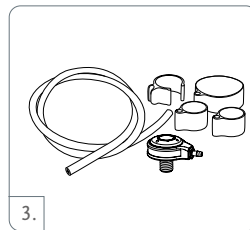
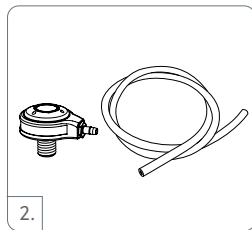
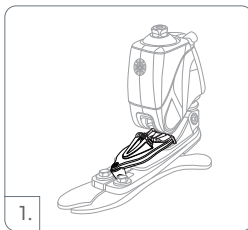


PROPRIO FOOT®

UNITY

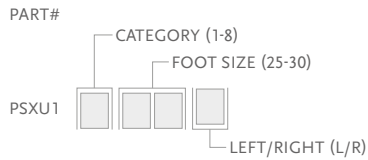
UNITY KITS

| Picture | Part# | Description | Applicable Foot Kits |
|---------|----------|------------------------------|---|
| 1 | UPS0530 | Unity for PROPRIO FOOT Small | Size 25-27 / Cat. 1-5 |
| 1 | UPS0630 | Unity for PROPRIO FOOT Large | Size 25-27 / Cat. 6-8 & Size 28-30 / Cat. 1-8 |
| 2 | UTT0001 | Unity TT Valve Kit | All |
| 3 | UTF0001 | Unity TF Valve Kit | All |
| 4 | L-544611 | Icelock 544 Kit | All |



FOOT KITS WITH UNITY

PROPRIO FOOT WITH UNITY



Includes:

- Removable Foot Cover with Black Spectra Sock*
- Unity Pump
- Power Supply w/Plug

**For Proprio Foot with brown foot cover add a "BR" suffix to the part number.
 Note: Unity pump will come preassembled on the foot. Valve kit needs to be ordered separately.

UNITY SPARE COMPONENTS

| Part# | Description |
|----------|------------------------------------|
| UPS00024 | Unity PSX components for all sizes |

Includes:

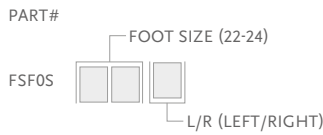
- Outlet Port
- Inlet Port
- Check Valves
- Unity Tube
- Unity Tube Clamp
- Loctite 243

PROPRIO FOOT®

REPLACEMENT PARTS

Please refer to “Selection Chart for Product Variants” table for selection of foot covers

FSF - FOOT COVER KIT, BEIGE AND BROWN*



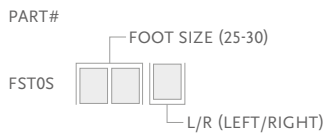
Includes:

- Foot Cover
- Black Spectra Sock

*For brown foot cover please add a “BR” suffix to the part number.



FST - FOOT COVER KIT, BEIGE AND BROWN*



Includes:

- Foot Cover
- Foot Cover Attachment
- Black Spectra Sock

*For brown foot cover please add a “BR” suffix to the part number.



SPECTRA SOCKS

Used to cover the composite foot module to protect the foot and eliminate noise between foot module and foot shell.

| Part# | Description | Size | Colour |
|----------|-------------------------|-------|--------|
| FCX64022 | Spectra Sock Small 1 pc | 22-25 | Black |
| FCZ64026 | Spectra Sock Large 1 pc | 26-30 | Black |



EXTENDED WARRANTY

PROPRIO FOOT KIT EXTENDED WARRANTY*

| Part# | Description |
|---------|--------------------------|
| PSXGE1Y | 1 Year Extended Warranty |
| PSXGE3Y | 3 Year Extended Warranty |

* Initial PROPRIO FOOT limited warranty period: 24 months. Extended warranty is available for purchase, contact Össur Customer Service for options and prices. Maximum total warranty period is 5 years, must be purchased within one year of original purchase date.

PRO-FLEX® PIVOT

UNITY
COMPATIBLE



Combining an incredible 27° ankle motion and significantly greater ankle power than a conventional carbon fiber foot, Pro-Flex has been developed specifically to enhance protection of the sound side. It closely mimics regular biomechanics, delivering a proven 11% reduction in load on the contralateral limb.

- 27° ankle motion
- Helps reduce load on contralateral limb by 11%
- Exceptional energy return
- Innovative pivot mechanism
- Aesthetically pleasing, anatomical footcover

Össur recommends using Pro-Flex in conjunction with the sleeveless vacuum suspension system Unity®, which adds minimal weight and no extra build height, and does not interfere with Pro-Flex dynamics. Unity is designed to provide secure suspension in combination with Iceross Seal-In® technology, while stabilising volume fluctuations and maintaining comfortable socket fit throughout the day.



| User Information | |
|-------------------------|------------------------------|
| Amputation Level: | Transfemoral and Transtibial |
| Impact Level: | Low to Moderate |
| Maximum Patient Weight: | 125 kg |

| Unity System Information | |
|----------------------------|--|
| Maximum Vacuum: | 24inHg(610mmHg) |
| Normal Operating Pressure: | -15inHg to -23inHg |
| Added System Weight: | 75g (0,17lbs) w/ Pump, Socket Valve and Tube |



WEATHERPROOF



ANATOMICAL FOOT



SANDAL TOE



PIVOT TECHNOLOGY



SPLIT TOE



ANKLE POWER

| Foot information | |
|-----------------------------------|--------------------|
| Categories: | 1-7 |
| Sizes: | 22-30 |
| Weight of Foot: (Size 27, Cat. 5) | 920g w/ Foot Cover |
| Build Height: (Size 27) | 155mm |
| Heel Height: | 10mm |
| Adapter Options: | Male Pyramid |

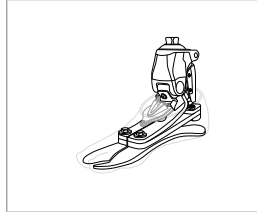
* Heitzmann DW, Salami F, De Asha AR, Block J, Putz C, Wolf SI, Alimusaj M. Benefits of an increased prosthetic ankle range of motion for individuals OR users with transfemoral and transtibial amputation walking with a new prosthetic foot. Gait & posture. 2018 Jul 1;64:174-80 .



PRO-FLEX® PIVOT

ORDERING INFORMATION

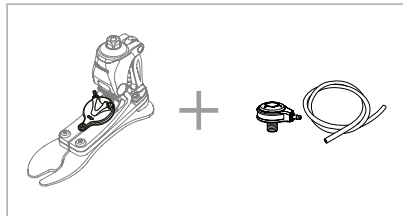
FOR COMPLETE FOOT



Please select the appropriate Unity Pump Module kit according to foot module size when placing an order and Unity will come preassembled on the foot. For extra convenience and system compatibility, Unity Valve Kits are highly recommended as a means of connecting to the socket.

For liner selection charts and item numbers please refer to the appropriate Iceross Seal-In page.

FOR COMPLETE FOOT WITH UNITY

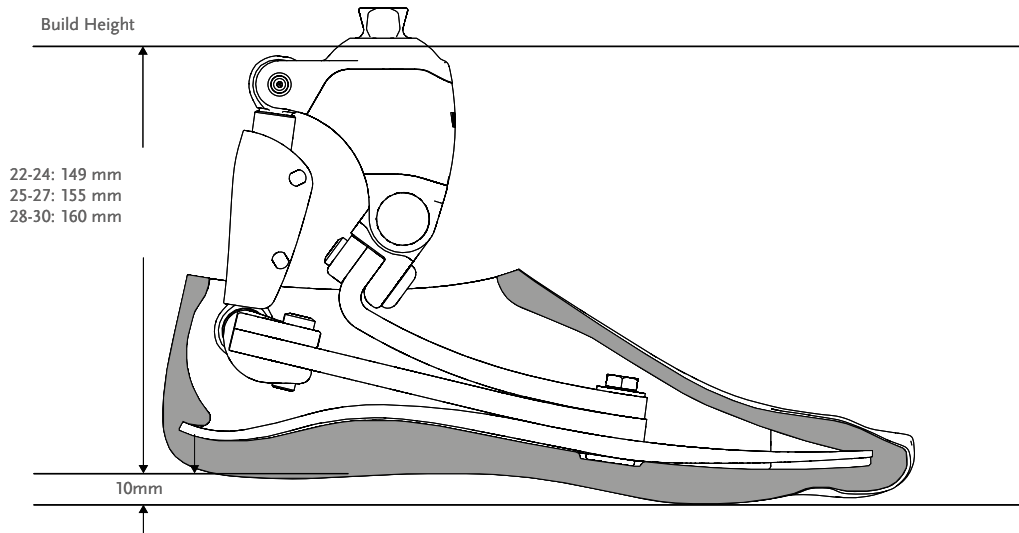


CATEGORY SELECTION CHART

| Weight kg | 45-52 | 53-59 | 60-68 | 69-77 | 78-88 | 89-100 | 101-116 | 117-125 |
|---------------------------------|-------|-------|-------|-------|-------|--------|---------|---------|
| Low Impact Category | | | | | | | | |
| Sizes 22 | 1 | 1 | 2 | 3 | 4 | N/A | N/A | N/A |
| Sizes 23-24 | 1 | 1 | 2 | 3 | 4 | 5 | N/A | N/A |
| Sizes 25-26 | 2 | 2 | 2 | 3 | 4 | 5 | 6 | 7 |
| Sizes 27-28 | N/A | N/A | N/A | 3 | 4 | 5 | 6 | 7 |
| Sizes 29-30 | N/A | N/A | N/A | N/A | 4 | 5 | 6 | 7 |
| Moderate Impact Category | | | | | | | | |
| Sizes 22 | 1 | 2 | 3 | 4 | N/A | N/A | N/A | N/A |
| Sizes 23-24 | 1 | 2 | 3 | 4 | 5 | N/A | N/A | N/A |
| Sizes 25-26 | 2 | 2 | 3 | 4 | 5 | 6 | 7 | N/A |
| Sizes 27-28 | N/A | N/A | 3 | 4 | 5 | 6 | 7 | N/A |
| Sizes 29-30 | N/A | N/A | N/A | 4 | 5 | 6 | 7 | N/A |

PRO-FLEX® PIVOT

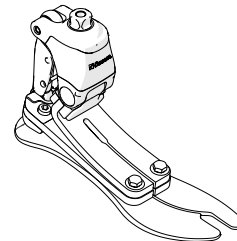
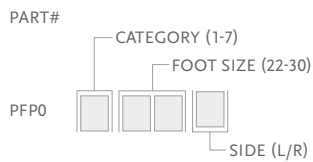
CLEARANCE



*Note: Pro-Flex with Unity has the same build height as Pro-Flex.

KITS

PRO-FLEX



Includes:

- Foot Module
- Removable Foot Cover* with a black Spectra Sock

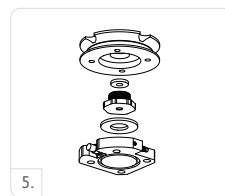
*For Pro-Flex with brown foot cover add a "BR" suffix to the part#.

PRO-FLEX® PIVOT

UNITY

UNITY KITS

| Picture | Part# | Description | Applicable Foot Kits |
|---------|----------|-----------------------|----------------------|
| 1 | UPF0001 | PFP Unity Pump S22-30 | Pro-Flex Size 22-30 |
| 2 | UTT0001 | Unity TT Valve Kit | All |
| 3 | UTF0001 | Unity TF Valve Kit | All |
| 4 | UTF0006 | Unity TF Tube Kit | All |
| 5 | L-5446XX | Icelock 544 Kit | All |

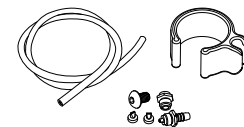


UNITY SPARE COMPONENTS

| Part# | Description |
|----------|----------------------------|
| UPF00011 | Unity PFP Components 22-30 |

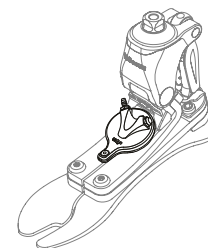
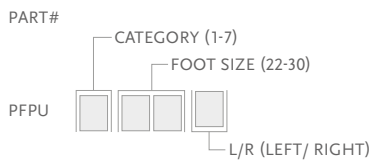
Includes:

- Unity Tube
- Unity Tube Clamp
- Check Valves
- Inlet Port
- Outlet Port
- Loctite



FOOT KITS APPLICABLE WITH UNITY

PRO-FLEX PIVOT AND UNITY PUMP



Includes:

- Foot Module
- Removable Foot Cover* with a black Spectra Sock

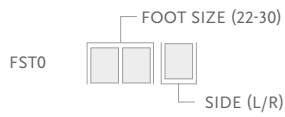
*For Pro-Flex with brown foot cover add a "BR" suffix to the part# Note: Unity will come preassembled on the foot if ordered with PFP

PRO-FLEX® PIVOT

COSMETIC FINISHING

FOOT COVER KIT, BEIGE AND BROWN*

PART#



Includes:

- Footcover
- Footcover Attachment
- Black Spectra Sock

*Note: Please specify when ordering brown covers, add "BR" to the part#.

FLEX-FOOT SOCKS

Used to cover the composite foot module to protect the foot and eliminate noise between foot module and foot shell.

| Part# | Description | Size | Colour |
|-------------|----------------------|-------|--------|
| FCX63022 | FF Sock Small 1 pc | 22-25 | Black |
| FCX63025 | FF Sock Large 1 pc | 26-30 | Black |
| FCX63022-15 | FF Sock Small 15 pcs | 22-25 | Black |
| FCX63026-15 | FF Sock Large 15 pcs | 26-30 | Black |



PRO-FLEX® ST



Pro-Flex ST is designed for low to high active users looking for flexibility and confidence to face everyday life activities. This versatile prosthetic foot provides a smooth rollover and controlled push off.

Pro-Flex ST makes it easy to go through the full stride on different terrains thanks to its multifunctional design, combining dynamics and ground compliance. As with all Pro-Flex devices, it features our proprietary 3-blade design with full effective toe lever and an anatomical split toe.

Pro-Flex ST contributes to a more fluid and natural progression from heel strike to toe off than a conventional energy storing and return foot. It has a sleek profile and comes with an aesthetically pleasing, anatomical foot cover and integrated male pyramid. Pro-Flex ST is rated waterproof, which means it is fully resistant to both chlorine and saltwater submersion.



| User information | |
|-------------------------|------------------------------|
| Amputation Level: | Transfemoral and Transtibial |
| Impact Level: | Low to High |
| Maximum Patient Weight: | 166kg |

| Foot information | |
|---------------------------|-----------------------------------|
| Categories: | 1-9 |
| Size: | 22-30 |
| Weight of Foot: (Size 27) | 756g w/ Pyramid and Foot Cover |
| Build Height: (Size 27) | 160mm with Pyramid and Foot Cover |
| Heel Height: | 10mm |
| Adapter Options: | Male Pyramid |



ACTIVE TIBIAL PROGRESSION



SPLIT TOE



SANDAL TOE



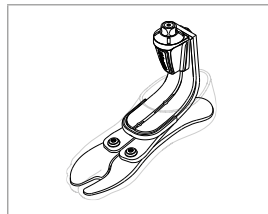
ANATOMICAL FOOT



WATERPROOF

ORDERING INFORMATION

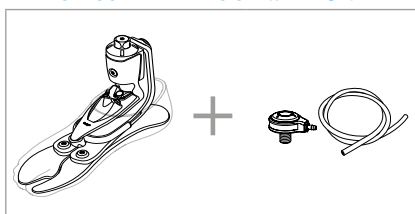
FOR COMPLETE FOOT



Please select the appropriate Unity Pump Module kit according to foot module size when placing an order and Unity will come preassembled on the foot. For extra convenience and system compatibility, Unity Valve Kits are highly recommended as a means of connecting to the socket.

For liner selection charts and item numbers please refer to the appropriate Iceross Seal-In page.

FOR COMPLETE FOOT WITH UNITY

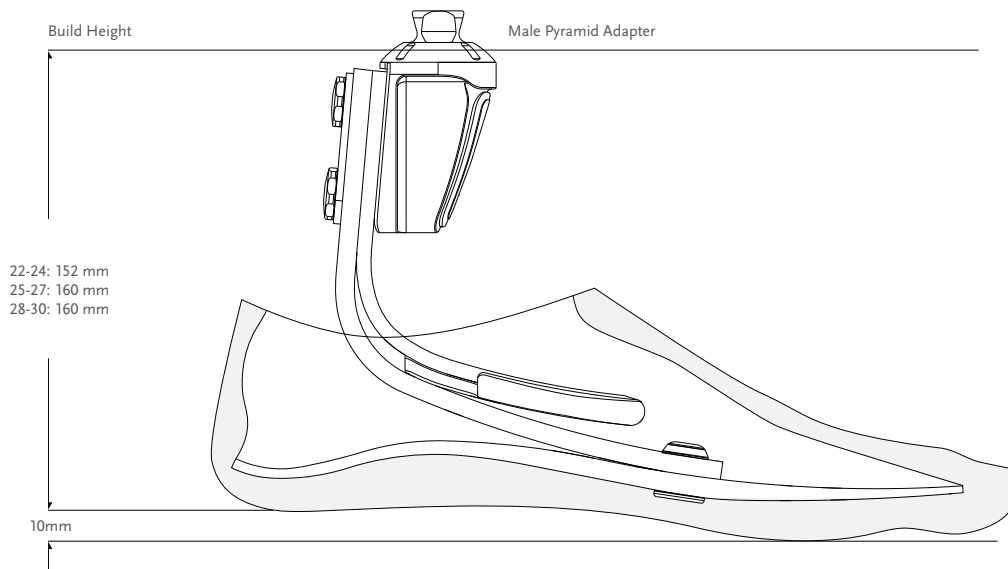


PRO-FLEX® ST

CATEGORY SELECTION CHART

| Weight kg | 45-52 | 53-59 | 60-68 | 69-77 | 78-88 | 89-100 | 101-116 | 117-130 | 131-147 | 148-166 |
|---------------------------------|-------|-------|-------|-------|-------|--------|---------|---------|---------|---------|
| Low Impact Category | | | | | | | | | | |
| Sizes 22-24 | 1 | 1 | 2 | 3 | 4 | 5 | 6 | N/A | N/A | N/A |
| Sizes 25-27 | 1 | 1 | 2 | 3 | 4 | 5 | 6 | 7 | 8 | 9 |
| Sizes 28-30 | 3 | 3 | 3 | 3 | 4 | 5 | 6 | 7 | 8 | 9 |
| Moderate Impact Category | | | | | | | | | | |
| Sizes 22-24 | 1 | 2 | 3 | 4 | 5 | 6 | N/A | N/A | N/A | N/A |
| Sizes 25-27 | 1 | 2 | 3 | 4 | 5 | 6 | 7 | 8 | 9 | N/A |
| Sizes 28-30 | 3 | 3 | 3 | 4 | 5 | 6 | 7 | 8 | 9 | N/A |
| High Impact Category | | | | | | | | | | |
| Sizes 22-24 | 2 | 3 | 4 | 5 | 6 | N/A | N/A | N/A | N/A | N/A |
| Sizes 25-27 | 2 | 3 | 4 | 5 | 6 | 7 | 8 | 9 | N/A | N/A |
| Sizes 28-30 | 3 | 3 | 4 | 5 | 6 | 7 | 8 | 9 | N/A | N/A |

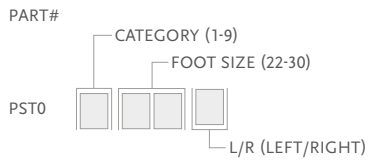
CLEARANCE



PRO-FLEX® ST

KITS

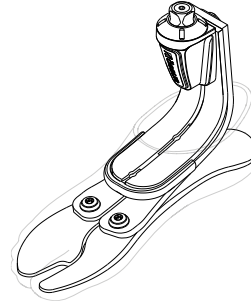
PRO-FLEX ST WITH MALE PYRAMID



Includes:

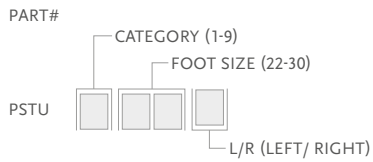
- Foot Module with male pyramid
- Removable Foot Cover* with black Spectra Sock.

*For Pro-Flex ST with brown foot cover add a "BR" suffix to the part#.



FOOT KITS WITH UNITY

PRO-FLEX ST WITH MALE PYRAMID AND UNITY PUMP

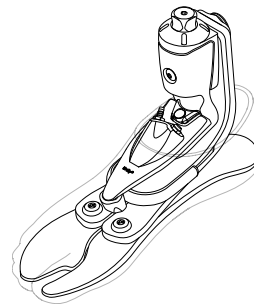


Includes:

- Foot Module
- Removable Foot Cover* with a black Spectra Sock
- Unity Pump

*For Pro-Flex ST with brown foot cover add a "BR" suffix to the part#

Note: Unity pump will come preassembled on the foot. Valve kit needs to be ordered separately.

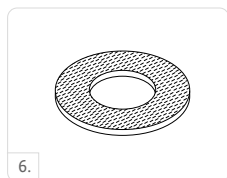
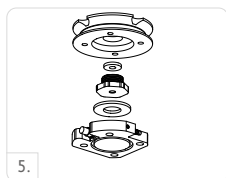


PRO-FLEX® ST

UNITY

UNITY KITS

| Picture | Part# | Description | Applicable Foot Kits |
|---------|----------|-------------------------------------|---------------------------------|
| 1 | UPT0124 | PST Unity Pump Size 22-24 / Cat 1 | Pro-Flex ST Size 22-24, Cat 1 |
| 1 | UPT0024 | PST Unity Pump Size 22-24 / Cat 2-6 | Pro-Flex ST Size 22-24, Cat 2-6 |
| 1 | UPT0427 | PST Unity Pump Size 25-27 / Cat 1-4 | Pro-Flex ST Size 25-27, Cat 1-4 |
| 1 | UPT0027 | PST Unity Pump Size 25-27 / Cat 5-9 | Pro-Flex ST Size 25-27, Cat 5-9 |
| 1 | UPT0030 | PST Unity Pump Size 28-30 | Pro-Flex ST Size 28-30 |
| 2 | UTT0001 | Unity TT Valve Kit | All |
| 3 | UTF0001 | Unity TF Valve Kit | All |
| 4 | UTF0006 | Unity TF Tube Kit | All |
| 5 | L-5446XX | Icelock 544 Kit Unity | All |
| 6 | UTT1103 | Unity Valve Air Filter Pack (10 p.) | All |



UNITY SPARE COMPONENTS

| Part# | Description |
|----------|------------------------------------|
| UPT00021 | Unity PST components for all sizes |

Includes:

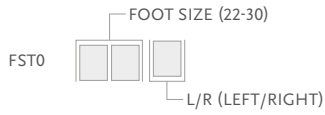
- Outlet Port
- Inlet Port
- Check Valves
- Unity Tube
- Unity Tube Clamp
- Loctite 243

PRO-FLEX® ST

COSMETIC FINISHING

FOOT COVER KIT, BEIGE AND BROWN*

PART#



Includes:

- Foot Cover*
- Foot Cover Attachment
- Black Spectra Sock

*For brown foot cover please add a "BR" suffix to the part number.

FLEX-FOOT SOCKS

Used to cover the composite foot module to protect the foot and eliminate noise between foot module and foot shell.

| Part# | Description | Size | Colour |
|-------------|----------------------|-------|--------|
| FCX63022 | FF Sock Small 1 pc | 22-25 | Black |
| FCX63025 | FF Sock Large 1 pc | 26-30 | Black |
| FCX63022-15 | FF Sock Small 15 pcs | 22-25 | Black |
| FCX63026-15 | FF Sock Large 15 pcs | 26-30 | Black |



PRO-FLEX® MODULAR



Pro-Flex Modular is a lightweight, shank height adjustable prosthetic foot, minimising the need for additional components. It is designed for low to high active users looking for flexibility and confidence to face everyday life activities.

This versatile waterproof prosthetic foot provides a smooth rollover and controlled push off making it easy to go through the full stride on different terrains thanks to its multifunctional design, combining dynamics and ground compliance.



| User information | |
|-------------------------|------------------------------|
| Amputation Level: | Transfemoral and Transtibial |
| Impact Level: | Low to High |
| Maximum Patient Weight: | 166kg |

| Foot information | |
|---------------------------|--|
| Categories: | 1-9 |
| Size: | 22-30 |
| Weight of Foot: (Size 27) | 910g w/ Pyramid and Foot Cover |
| Build Height: (Size 27) | 168mm to 327mm with Pyramid and Foot Cover |
| Heel Height: | 10mm |
| Adapter Options: | Male Pyramid |



ACTIVE TIBIAL PROGRESSION



SPLIT TOE



SANDAL TOE



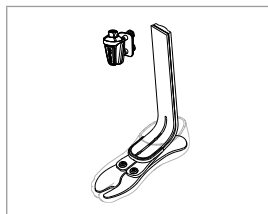
ANATOMICAL FOOT



WATERPROOF

ORDERING INFORMATION

FOR COMPLETE FOOT

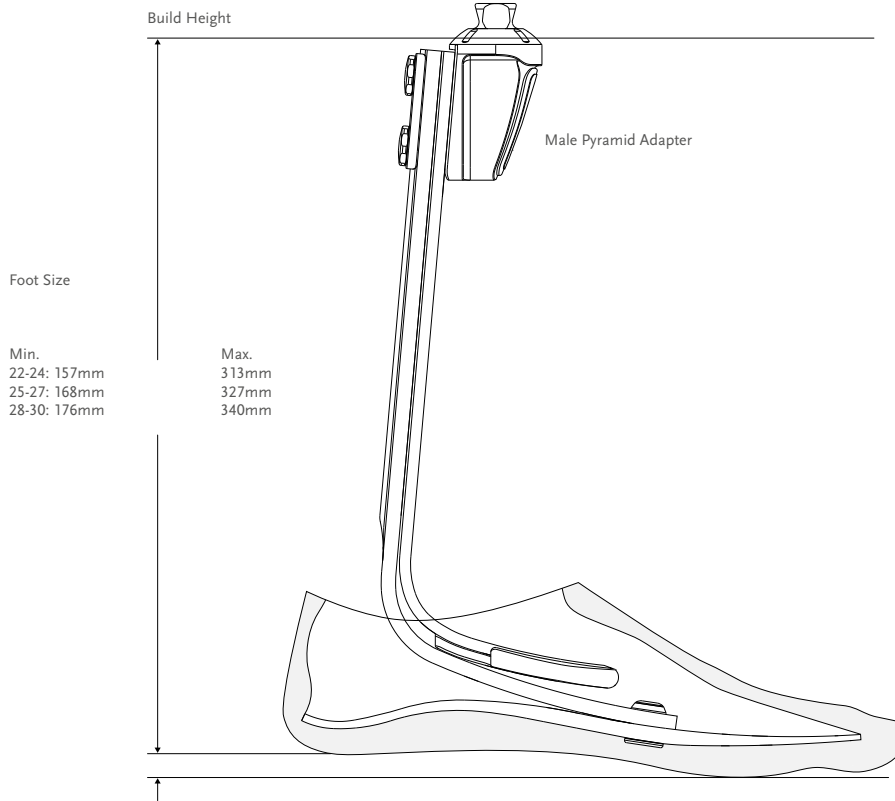


PRO-FLEX® MODULAR

CATEGORY SELECTION CHART

| Weight kg | 45-52 | 53-59 | 60-68 | 69-77 | 78-88 | 89-100 | 101-116 | 117-130 | 131-147 | 148-166 |
|---------------------------------|-------|-------|-------|-------|-------|--------|---------|---------|---------|---------|
| Low Impact Category | | | | | | | | | | |
| Sizes 22-24 | 1 | 1 | 2 | 3 | 4 | 5 | 6 | N/A | N/A | N/A |
| Sizes 25-27 | 1 | 1 | 2 | 3 | 4 | 5 | 6 | 7 | 8 | 9 |
| Sizes 28-30 | 3 | 3 | 3 | 3 | 4 | 5 | 6 | 7 | 8 | 9 |
| Moderate Impact Category | | | | | | | | | | |
| Sizes 22-24 | 1 | 2 | 3 | 4 | 5 | 6 | N/A | N/A | N/A | N/A |
| Sizes 25-27 | 1 | 2 | 3 | 4 | 5 | 6 | 7 | 8 | 9 | N/A |
| Sizes 28-30 | 3 | 3 | 3 | 4 | 5 | 6 | 7 | 8 | 9 | N/A |
| High Impact Category | | | | | | | | | | |
| Sizes 22-24 | 2 | 3 | 4 | 5 | 6 | N/A | N/A | N/A | N/A | N/A |
| Sizes 25-27 | 2 | 3 | 4 | 5 | 6 | 7 | 8 | 9 | N/A | N/A |
| Sizes 28-30 | 3 | 3 | 4 | 5 | 6 | 7 | 8 | 9 | N/A | N/A |

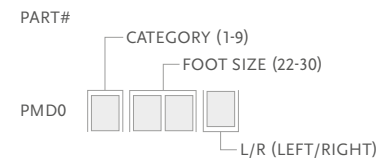
CLEARANCE



PRO-FLEX® MODULAR

KITS

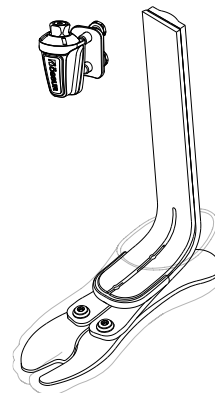
PRO-FLEX MODULAR WITH MALE PYRAMID



Includes:

- Foot Module
- Male Pyramid
- Removable Foot Cover with black Spectra sock.

*For Pro-Flex Modular with brown foot cover add a "BR" suffix to the part#.

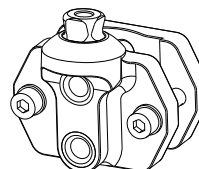


STANDARD ADAPTERS

PRO-FLEX MODULAR ALIGNMENT ADAPTER

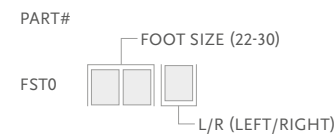
Makes aligning and drilling for pyramid quick and easy.

| Part# | Weight |
|----------|--------|
| PMD50002 | 396g |



COSMETIC FINISHING

FOOT COVER KIT, BEIGE AND BROWN*



Includes:

- Foot Cover*
- Foot Cover Attachment
- Black Spectra Sock

*For brown foot cover please add a "BR" suffix to the part number.



FLEX-FOOT SOCKS

Used to cover the composite foot module to protect the foot and eliminate noise between foot module and foot shell.

| Part# | Description | Size | Colour |
|-------------|----------------------|-------|--------|
| FCX63022 | FF Sock Small 1 pc | 22-25 | Black |
| FCX63025 | FF Sock Large 1 pc | 26-30 | Black |
| FCX63022-15 | FF Sock Small 15 pcs | 22-25 | Black |
| FCX63026-15 | FF Sock Large 15 pcs | 26-30 | Black |



OSSUR FEET

PRO-FLEX® LP

UNITY
COMPATIBLE



A good level of ankle power, energy return and overall dynamics has often eluded people with longer residual limbs. Pro-Flex LP has been specially designed to counter those issues and to provide smooth rollover.

Pro-Flex LP offers a high degree of ankle motion and a significant improvement on conventional low profile carbon fiber feet. It also incorporates a full-effective toe length and new 'reverse tapered' technology, allowing for greater dorsi-flexion.

The well-designed and lightweight anatomical foot cover features a steady-grip sole for barefoot stability on wet or slick surfaces and a sandal-clamping toe for a range of footwear including flipflops.

Össur recommends using Pro-Flex LP in conjunction with the sleeveless vacuum suspension system Unity, which adds minimal weight and no extra build height, and does not interfere with Pro-Flex LP dynamics. Unity is designed to provide secure suspension in combination with Iceross Seal-In® technology, while stabilizing volume fluctuations and maintaining comfortable socket fit throughout the day.



| User information | |
|-------------------------|------------------------------|
| Amputation Level: | Transfemoral and Transtibial |
| Impact Level: | Low to High |
| Maximum Patient Weight: | 166 kg |



ANATOMICAL FOOT



SPLIT TOE



SANDAL TOE



WATERPROOF

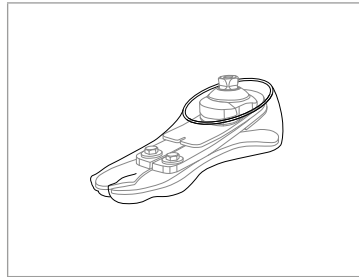
| Foot information | |
|---------------------------|--------------------------------------|
| Categories: | 1-9 |
| Size: | 22-30 |
| Weight of Foot: (Size 27) | 690 g w/ Foot Cover and Sock |
| Build Height: (Size 27) | 73 mm w/ Male Pyramid and Foot Cover |
| Heel Height: | 10 mm |
| Adapter Options: | Male Pyramid |

| Unity System Information | |
|----------------------------|-------------------------------------|
| Maximum Vacuum: | 24inHg(610mmHg) |
| Normal Operating Pressure: | -15 to -23 inHg |
| Added System Weight: | 82 g w/ Pump, Socket Valve and Tube |

PRO-FLEX® LP

ORDERING INFORMATION

FOR COMPLETE FOOT



Please select the appropriate Unity Pump Module kit according to foot module size when placing an order and Unity will come preassembled on the foot. For extra convenience and system compatibility, Unity Valve Kits are highly recommended as a means of connecting to the socket.

For liner selection charts and item numbers please refer to the appropriate Iceross Seal-In page.

FOR COMPLETE FOOT WITH UNITY

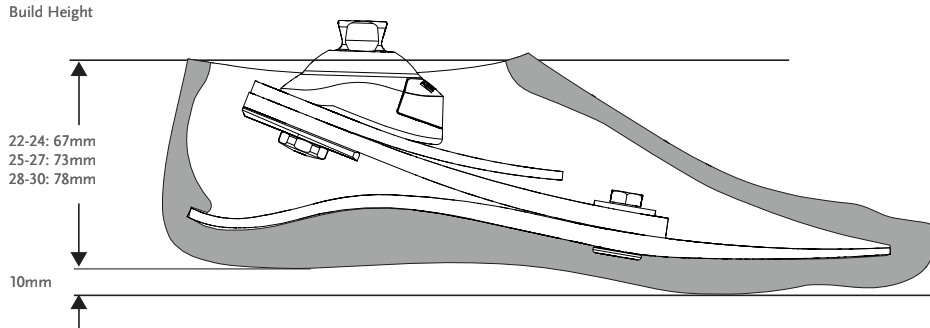


CATEGORY SELECTION CHART

| Weight kg | 45-52 | 53-59 | 60-68 | 69-77 | 78-88 | 89-100 | 101-116 | 117-130 | 131-147 | 148-166 |
|---------------------------------|-------|-------|-------|-------|-------|--------|---------|---------|---------|---------|
| Low Impact Category | | | | | | | | | | |
| Sizes 22-24 | 1 | 1 | 2 | 3 | 4 | 5 | N/A | N/A | N/A | N/A |
| Sizes 25-27 | 1 | 1 | 2 | 3 | 4 | 5 | 6 | 7 | 8 | 9 |
| Sizes 28-30 | 3 | 3 | 3 | 3 | 4 | 5 | 6 | 7 | 8 | 9 |
| Moderate Impact Category | | | | | | | | | | |
| Sizes 22-24 | 1 | 2 | 3 | 4 | 5 | N/A | N/A | N/A | N/A | N/A |
| Sizes 25-27 | 1 | 2 | 3 | 4 | 5 | 6 | 7 | 8 | 9 | N/A |
| Sizes 28-30 | 3 | 3 | 3 | 4 | 5 | 6 | 7 | 8 | 9 | N/A |
| High Impact Category | | | | | | | | | | |
| Sizes 22-24 | 2 | 3 | 4 | 5 | N/A | N/A | N/A | N/A | N/A | N/A |
| Sizes 25-27 | 2 | 3 | 4 | 5 | 6 | 7 | 8 | 9 | N/A | N/A |
| Sizes 28-30 | 3 | 3 | 4 | 5 | 6 | 7 | 8 | 9 | N/A | N/A |

PRO-FLEX® LP

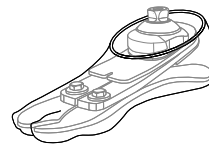
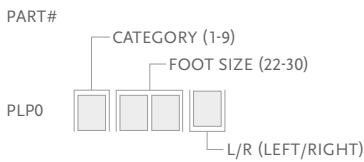
CLEARANCE



*Note: Pro-Flex LP with Unity has the same build height as Pro-Flex LP.

KITS

PRO-FLEX LP WITH MALE PYRAMID



Includes:

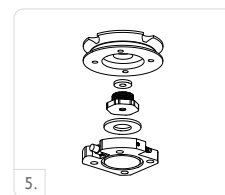
- Foot Module
- Removable Foot Cover* with a black Spectra Sock

*For Pro-Flex LP with brown foot cover add a "BR" suffix to the part#.

UNITY

UNITY KITS

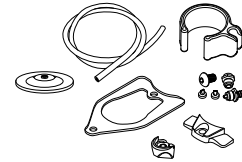
| Picture | Part# | Description | Applicable Foot Kits |
|---------|----------|--|---|
| 1 | UPL0024 | PLP Unity Pump S22-24 | Pro-Flex LP Size 22-24 |
| 1 | UPL0030 | PLP Unity Pump S25-27/Cat 1-5 | Pro-Flex LP Size 25-27, Cat 1-5 |
| 1 | UPL0930 | PLP Unity Pump S25-27/Cat 6-9 & S28-30 /all categories | Pro-Flex LP Size 25-27, Cat 6-9 & Size 28-30 all categories |
| 2 | UTT0001 | Unity TT Valve Kit | All |
| 3 | UTF0001 | Unity TF Valve Kit | All |
| 4 | UTF0006 | Unity TF Tube Kit | All |
| 5 | L-5446XX | Icelock 544 Kit Unity | All |



PRO-FLEX® LP

UNITY SPARE COMPONENTS

| Part# | Description |
|----------|--|
| UPL00021 | Unity PLP Components 22-24 |
| UPL00022 | Unity PLP Components 25-27 cat. 1-5 |
| UPL00023 | Unity PLP Components 25-27 cat.6-9 & 28-30 |

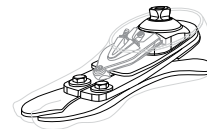
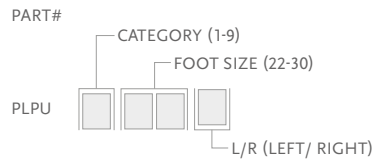


Includes:

- Bumper
- Spring Blade
- Membrane
- Mounting Piece
- Screws
- Tube
- Clamp
- Check Valves
- Unity Outlet Port
- Unity Inlet Port

FOOT KITS APPLICABLE WITH UNITY

PRO-FLEX LP



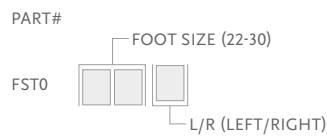
Includes:

- Foot Module
- Removable Foot Cover* with a black Spectra Sock

*For Pro-Flex LP with brown foot cover add a "BR" suffix to the part# Note: Unity will come preassembled on the foot if ordered with PLPU

COSMETIC FINISHING

FOOT COVER KIT, BEIGE AND BROWN*



Includes:

- Foot Cover*
- Foot Cover Attachment
- Black Spectra Sock

*Note: Please specify when ordering brown covers, add "BR" to the part#.

FLEX-FOOT SOCKS

Used to cover the composite foot module to protect the foot and eliminate noise between foot module and foot shell.

| Part# | Description | Size | Colour |
|-------------|----------------------|-------|--------|
| FCX63022 | FF Sock Small 1 pc | 22-25 | Black |
| FCX63025 | FF Sock Large 1 pc | 26-30 | Black |
| FCX63022-15 | FF Sock Small 15 pcs | 22-25 | Black |
| FCX63026-15 | FF Sock Large 15 pcs | 26-30 | Black |



PRO-FLEX® LP TORSION



This compact energy-storing foot offers rotational shock absorption designed to reduce shear forces on the residual limb. The torsion module is combined with the Pro-Flex LP foot module, delivering a level of ankle power, energy return, and overall dynamics, which have often eluded people with longer residual limbs. Pro-Flex LP Torsion has been specially designed to deliver these benefits, in addition to providing exceptionally smooth rollover. The torsion-shock unit compensates for physiological rotation and vertical shock absorption of lost joints, delivering more comfort for the end user, and less stress on the residual limb.

The Pro-Flex LP Torsion offers a high degree of ankle motion; a significant improvement in relation to conventional low-profile carbon fiber feet. It incorporates an effective full-length toe, and new 'reverse tapered' technology, allowing for greater dorsi-flexion.

Less load and more dynamics means that amputees with a longer limb can enjoy greater comfort in a wide range of activities. The well-designed and lightweight anatomical foot cover features a steady-grip sole for barefoot stability on wet or slick surfaces, and a sandal-clamping toe for a range of footwear including flip flops.

Össur recommends using the Pro-Flex LP Torsion together with the Unity sleeveless vacuum suspension system. This adds minimal weight, no extra build height, and does not interfere with the Pro-Flex LP Torsion dynamics. Unity is designed to provide secure suspension in combination with Iceross Seal-In® technology, while stabilising volume fluctuations and maintaining comfortable socket fit throughout the day.

UNITY
COMPATIBLE



User information

| | |
|-------------------------|------------------------------|
| Amputation Level: | Transfemoral and Transtibial |
| Impact Level: | Low to High |
| Maximum Patient Weight: | 147 kg |



ACTIVE TIBIAL PROGRESSION



VERTICAL SHOCK PYLON



ROTATION



SPLIT TOE



ANATOMICAL FOOT



SANDAL TOE



WEATHERPROOF

Foot information

| | |
|---------------------------|---------------------------------------|
| Categories: | 1-8 |
| Size: | 22-30 |
| Weight of Foot: (Size 27) | 960 g w/ Foot Cover and Sock |
| Build Height: (Size 27) | 147 mm w/ Male Pyramid and Foot Cover |
| Heel Height: | 10 mm |
| Adapter Options: | Male Pyramid |

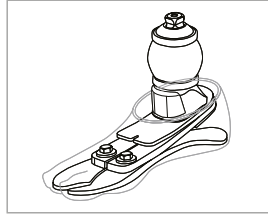
Unity System Information

| | |
|----------------------------|-------------------------------------|
| Maximum Vacuum: | -23inHg (-600mmHg) |
| Normal Operating Pressure: | -16-20 inHg |
| Added System Weight: | 75 g w/ Pump, Socket Valve and Tube |

PRO-FLEX® LP TORSION

ORDERING INFORMATION

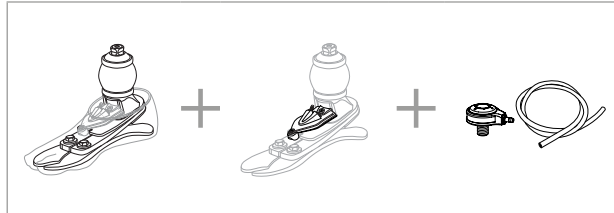
FOR COMPLETE FOOT



Please select the appropriate Unity Pump Module kit according to foot module size when placing an order and Unity will come preassembled on the foot. For extra convenience and system compatibility, Unity Valve Kits are highly recommended as a means of connecting to the socket.

For liner selection charts and item numbers please refer to the appropriate Iceross Seal-In page.

FOR COMPLETE FOOT WITH UNITY



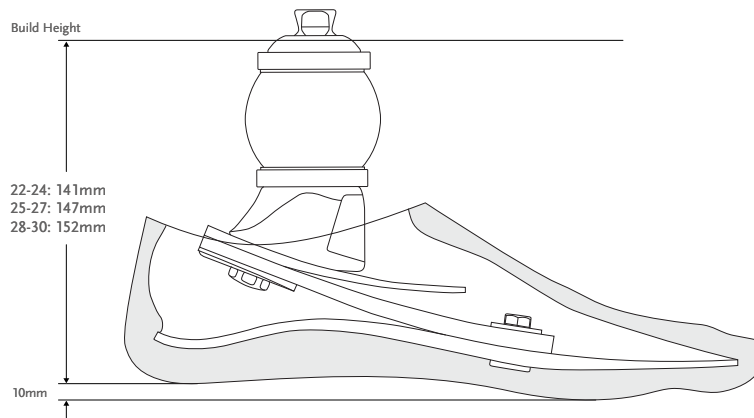
CATEGORY SELECTION CHART

| Weight kg | 45-52 | 53-59 | 60-68 | 69-77 | 78-88 | 89-100 | 101-116 | 117-130 | 131-147 |
|---------------------------------|-------|-------|-------|-------|-------|--------|---------|---------|---------|
| Low Impact Category | | | | | | | | | |
| Size 22-24 | 1 | 1 | 2 | 3 | 4 | 5 | N/A | N/A | N/A |
| Size 25-27 | 1 | 1 | 2 | 3 | 4 | 5 | 6 | 7 | 8 |
| Size 28-30 | 3 | 3 | 3 | 3 | 4 | 5 | 6 | 7 | 8 |
| Moderate Impact Category | | | | | | | | | |
| Size 22-24 | 1 | 2 | 3 | 4 | 5 | N/A | N/A | N/A | N/A |
| Size 25-27 | 1 | 2 | 3 | 4 | 5 | 6 | 7 | 8 | N/A |
| Size 28-30 | 3 | 3 | 3 | 4 | 5 | 6 | 7 | 8 | N/A |
| High Impact Category | | | | | | | | | |
| Size 22-24 | 2 | 3 | 4 | 5 | N/A | N/A | N/A | N/A | N/A |
| Size 25-27 | 2 | 3 | 4 | 5 | 6 | 7 | 8 | N/A | N/A |
| Size 28-30 | 3 | 3 | 4 | 5 | 6 | 7 | 8 | N/A | N/A |

OSSUR FEET

PRO-FLEX® LP TORSION

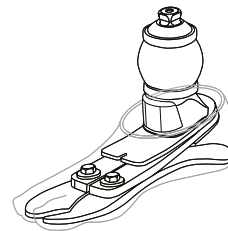
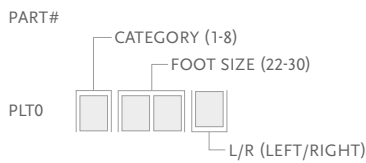
CLEARANCE



*Note: Pro-Flex LP Torsion with Unity has the same build height as Pro-Flex LP Torsion.

KITS

PRO-FLEX LP TORSION WITH MALE PYRAMID



Includes:

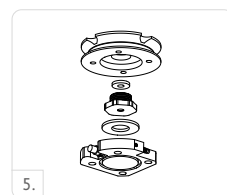
- Foot Module
- Removable Foot Cover* with a black Spectra Sock

*For Pro-Flex LP Torsion with brown foot cover add a "BR" suffix to the part#.

UNITY

UNITY KITS

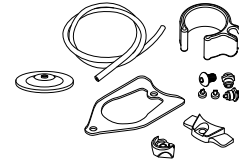
| Picture | Part# | Description | Applicable Foot Kits |
|---------|----------|---|--|
| 1 | UPL0024 | PLP Unity Pump S22-24 | Pro-Flex LP Torsion 22-24 |
| 1 | UPL0030 | PLP Unity Pump S25-27 cat. 1-5 | Pro-Flex LP Torsion 25-27 cat. 1-5 |
| 1 | UPL0930 | PLP Unity Pump S25-27 Cat 6-9 & S28-30 (All categories) | Pro-Flex LP Torsion 25-27 Cat 6-9 & 28-30 (All categories) |
| 2 | UTT0001 | Unity TT Valve Kit | All |
| 3 | UTF0001 | Unity TF Valve Kit | All |
| 4 | UTF0006 | Unity TF Tube Kit | All |
| 5 | L-5446XX | Icelock 544 Kit | All |



PRO-FLEX® LP TORSION

UNITY SPARE COMPONENTS

| Part# | Description |
|----------|--|
| UPL00021 | Unity PLP Components 22-24 |
| UPL00022 | Unity PLP Components 25-27 cat. 1-5 |
| UPL00023 | Unity PLP Components 25-27 cat.6-9 & 28-30 |

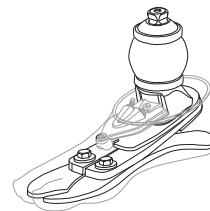
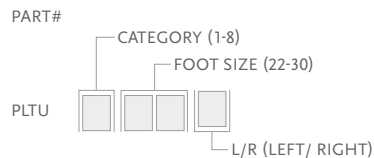


Includes:

- Bumper
- Spring Blade
- Membrane
- Mounting Piece
- Screws
- Tube
- Clamp
- Check Valves
- Unity Outlet Port
- Unity Inlet Port

FOOT KITS APPLICABLE WITH UNITY

PRO-FLEX LP TORSION



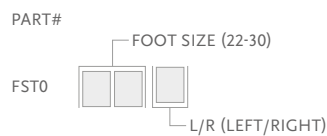
Includes:

- Foot Module
- Removable Foot Cover* with a black Spectra Sock

*For Pro-Flex LP with brown foot cover add a "BR" suffix to the part# Note: Unity will come preassembled on the foot if ordered with PLTU

COSMETIC FINISHING

FOOT COVER KIT, BEIGE AND BROWN*



Includes:

- Foot Cover*
- Foot Cover Attachment
- Black Spectra Sock

*Note: Please specify when ordering brown covers, add "BR" to the part#.

FLEX-FOOT SOCKS

Used to cover the composite foot module to protect the foot and eliminate noise between foot module and foot shell.

| Part# | Description | Size | Colour |
|-------------|----------------------|-------|--------|
| FCX63022 | FF Sock Small 1 pc | 22-25 | Black |
| FCX63025 | FF Sock Large 1 pc | 26-30 | Black |
| FCX63022-15 | FF Sock Small 15 pcs | 22-25 | Black |
| FCX63026-15 | FF Sock Large 15 pcs | 26-30 | Black |



PRO-FLEX® LP ALIGN



Pro-Flex LP Align combines functionality, comfort and aesthetic design. It allows users the freedom to choose footwear that best suits their activities, without having to compromise alignment, posture, dynamics or functionality. The heel height adjustment feature is quick and easy to use.

The lightweight anatomical foot cover features a steady-grip sole for barefoot stability on wet or slick surfaces and a sandal toe to accommodate a range of footwear. The spaced sandal toe easily clamps onto sandals and flip-flops held by the toe.



| User information | |
|-------------------------|---|
| Amputation Level: | Transfemoral and Transtibial |
| Impact Level: | Low to Moderate |
| Maximum Patient Weight: | 116kg (Low Impact) 100kg (Moderate Impact) |

| Foot information | |
|------------------------------|--------------------------------------|
| Categories: | 1-6 |
| Size: | 22-28 |
| Weight of Foot: (Size 24/27) | 703g / 866g w/ Foot Cover and Sock |
| Build Height: (Size 24/27) | 116mm / 121mm w/ Foot Cover and Sock |
| Heel Height: | Up to 7cm |
| Adapter Options: | Male Pyramid |



SANDAL TOE



HEEL HEIGHT ADJUSTABILITY



ANATOMICAL FOOT



SPLIT TOE



WEATHERPROOF

ORDERING INFORMATION FOR COMPLETE FOOT

SELECTION CHART FOR PRODUCT VARIANTS

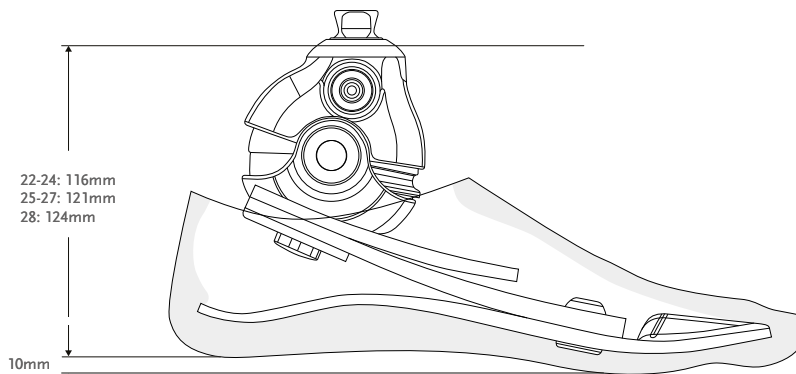
| Category | 1 | 2 | 3 | 4 | 5 | 6 |
|----------|------------------------------------|---|---|---|---|-----|
| Size 22 | | | | | | N/A |
| Size 23 | | | | | | N/A |
| Size 24 | FSF Foot Cover Calf Cosmesis | | | | | N/A |
| Size 25 | | | | | | |
| Size 26 | | | | | | |
| Size 27 | FST Foot Cover No Calf Cosmesis | | | | | |
| Size 28 | | | | | | N/A |

PRO-FLEX® LP ALIGN

CATEGORY SELECTION CHART

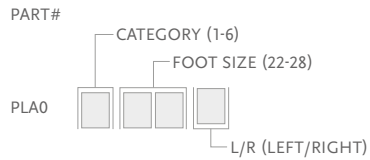
| Weight kg | 45-52 | 53-59 | 60-68 | 69-77 | 78-88 | 89-100 | 101-116 |
|---------------------------------|-------|-------|-------|-------|-------|--------|---------|
| Low Impact Category | | | | | | | |
| Size 22-24 | 1 | 1 | 2 | 3 | 4 | 5 | N/A |
| Size 25-27 | 1 | 1 | 2 | 3 | 4 | 5 | 6 |
| Size 28 | 3 | 3 | 3 | 3 | 4 | 5 | 6 |
| Moderate Impact Category | | | | | | | |
| Size 22-24 | 1 | 2 | 3 | 4 | 5 | N/A | N/A |
| Size 25-27 | 1 | 2 | 3 | 4 | 5 | 6 | N/A |
| Size 28 | 3 | 3 | 3 | 4 | 5 | 6 | N/A |

CLEARANCE



KITS

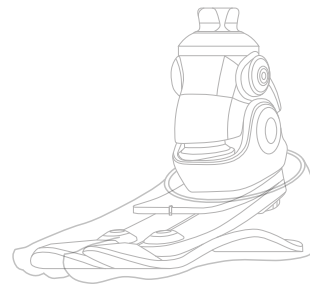
PRO-FLEX LP ALIGN WITH MALE PYRAMID



Includes:

- Foot Module
- Removable Foot Cover* with a black Spectra Sock

*For Pro-Flex LP Align with brown foot cover add a "BR" suffix to the part number.

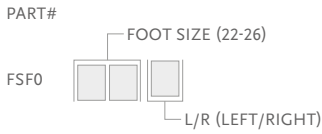


PRO-FLEX® LP ALIGN

REPLACEMENT PARTS

Please refer to “Selection Chart for Product Variants” table for selection of foot covers

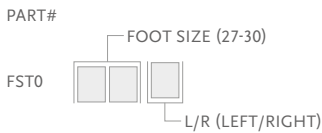
FSF - FOOT COVER KIT, BEIGE AND BROWN



Includes:

- Foot Cover
- Black Spectra Sock

FST - FOOT COVER KIT, BEIGE AND BROWN



Includes:

- Foot Cover
- Foot Cover Attachment
- Black Spectra Sock

Note: For brown foot cover, please add a “BR” suffix to the part number.

SPECTRA SOCKS

Used to cover the composite foot module to foot cover the foot and eliminate noise between foot module and foot shell.


| Part# | Description | Size | Colour |
|-------------|----------------------|-------|--------|
| FCX63022 | FF Sock Small 1 pc | 22-25 | Black |
| FCX63025 | FF Sock Large 1 pc | 26-30 | Black |
| FCX63022-15 | FF Sock Small 15 pcs | 22-25 | Black |
| FCX63026-15 | FF Sock Large 15 pcs | 26-30 | Black |

SPACER KIT

| Part# | Size | Category |
|----------|-------|----------|
| PLA50005 | 22-24 | 1-5 |
| PLA50007 | 25-27 | 1-6 |
| | 28 | 3-6 |

Includes:

- Anterior Spacer
- Anterior Spacer Wedge
- Posterior Spacer
- Wedge - tool to assist replacing Spacer



CALF COSMESIS SELECTION CHART

| Category | 1 | 2 | 3 | 4 | 5 | 6 |
|----------|---------------|-----|-----|-----|-----|-----|
| Size 22 | Calf Cosmesis | | | | | N/A |
| Size 23 | | | | | | N/A |
| Size 24 | | | | | | N/A |
| Size 25 | | | | | | N/A |
| Size 26 | | | | | | N/A |
| Size 27 | N/A | N/A | N/A | N/A | N/A | N/A |
| Size 28 | N/A | N/A | N/A | N/A | N/A | N/A |



CALF COSMESIS

| Part# | Size |
|----------|-------------|
| LSF024Nz | 22-24 z=L/R |
| LSF026Nz | 25-26 z=L/R |

Note: For brown calf cosmesis, please add a "BR" suffix to the part number.

PRO-FLEX® XC

UNITY
COMPATIBLE



Pro-Flex XC has been developed to comfortably accommodate the active user, who enjoys hiking and jogging, as well as level-ground walking. Comes with an aesthetically pleasing, anatomical footcover and integrated male pyramid.

Pro-Flex XC is rated Waterproof, which means it is fully resistant to both chlorine and salt water submersion.

Unity for Pro-Flex XC is available either pre-fit with a new foot or as a retrofit option. Used in combination with Iceross® Seal-In® liners, Unity provides advanced vacuum suspension for the socket during ambulation, without the constraints of an external sleeve. Reliable, effective and easy to use, it is designed to improve balance and prevent skin problems.



| User information | |
|-------------------------|------------------------------|
| Amputation Level: | Transfemoral and Transtibial |
| Impact Level: | Low to High |
| Maximum Patient Weight: | 166kg |



ACTIVE TIBIAL PROGRESSION



SPLIT TOE



SANDAL TOE



ANATOMICAL FOOT



WATERPROOF

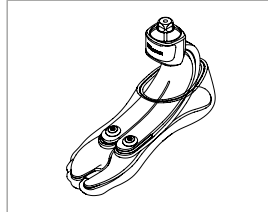
| Foot information | |
|---------------------------|--------------------------------------|
| Categories: | 1-9 |
| Size: | 22-30 |
| Weight of Foot: (Size 27) | 772g w/ Foot Cover and Sock |
| Build Height: (Size 27) | 155mm w/ Male Pyramid and Foot Cover |
| Heel Height: | 10mm |
| Adapter Options: | Male Pyramid |

| Unity System Information | |
|----------------------------|------------------------------------|
| Maximum Vacuum: | -23inHg (-600mmHg) |
| Normal Operating Pressure: | -16-20 inHg |
| Added System Weight: | 91g w/ Pump, Socket Valve and Tube |

PRO-FLEX[®] XC

ORDERING INFORMATION

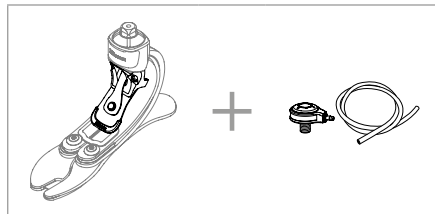
FOR COMPLETE FOOT



Please select the appropriate Unity Pump Module kit according to foot module size when placing an order and Unity will come preassembled on the foot. For extra convenience and system compatibility, Unity Valve Kits are highly recommended as a means of connecting to the socket.

For liner selection charts and item numbers please refer to the appropriate Iceross Seal-In page.

FOR COMPLETE FOOT WITH UNITY



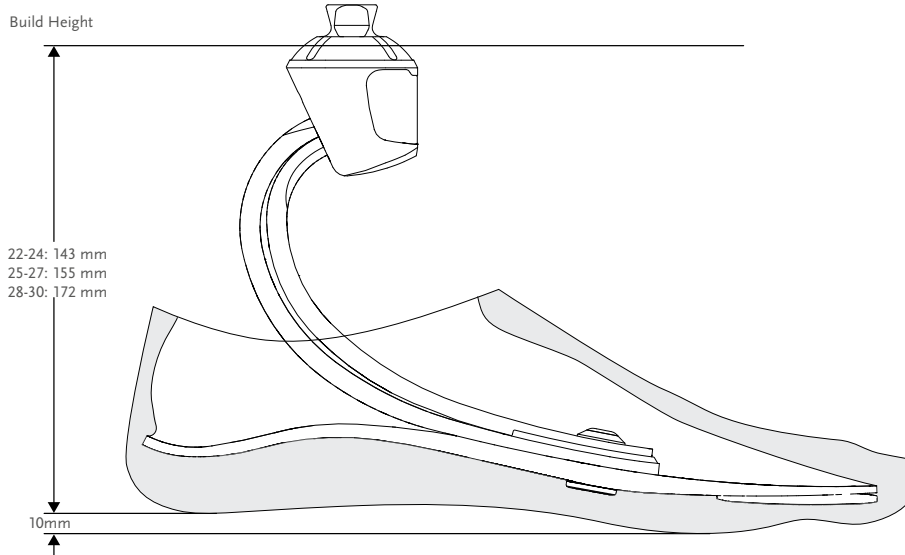
CATEGORY SELECTION CHART

| Weight kg | 45-52 | 53-59 | 60-68 | 69-77 | 78-88 | 89-100 | 101-116 | 117-130 | 131-147 | 148-166 |
|---------------------------------|-------|-------|-------|-------|-------|--------|---------|---------|---------|---------|
| Low Impact Category | | | | | | | | | | |
| Sizes 22-24 | 1 | 1 | 2 | 3 | 4 | 5 | 6 | N/A | N/A | N/A |
| Sizes 25-27 | 1 | 1 | 2 | 3 | 4 | 5 | 6 | 7 | 8 | 9 |
| Sizes 28-30 | 3 | 3 | 3 | 3 | 4 | 5 | 6 | 7 | 8 | 9 |
| Moderate Impact Category | | | | | | | | | | |
| Sizes 22-24 | 1 | 2 | 3 | 4 | 5 | 6 | N/A | N/A | N/A | N/A |
| Sizes 25-27 | 1 | 2 | 3 | 4 | 5 | 6 | 7 | 8 | 9 | N/A |
| Sizes 28-30 | 3 | 3 | 3 | 4 | 5 | 6 | 7 | 8 | 9 | N/A |
| High Impact Category | | | | | | | | | | |
| Sizes 22-24 | 2 | 3 | 4 | 5 | 6 | N/A | N/A | N/A | N/A | N/A |
| Sizes 25-27 | 2 | 3 | 4 | 5 | 6 | 7 | 8 | 9 | N/A | N/A |
| Sizes 28-30 | 3 | 3 | 4 | 5 | 6 | 7 | 8 | 9 | N/A | N/A |

OSSUR FEET

PRO-FLEX® XC

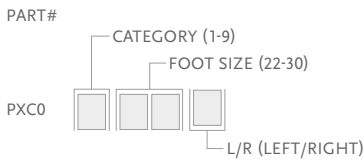
CLEARANCE



*Note: Pro-Flex XC with Unity has the same build height as Pro-Flex XC.

KITS

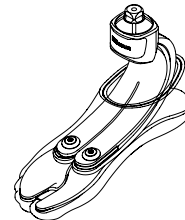
PRO-FLEX XC WITH MALE PYRAMID



Includes:

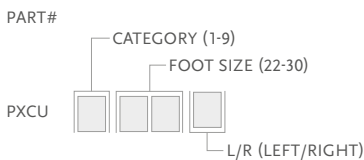
- Foot Module
- Removable Foot Cover* with a black Spectra Sock

*For Pro-Flex XC with brown foot cover add a "BR" suffix to the part#.



FOOT KITS WITH UNITY

PRO-FLEX XC WITH MALE PYRAMID AND UNITY PUMP

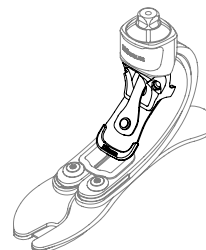


Includes:

- Foot Module
- Removable Foot Cover* with a black Spectra Sock
- Unity Pump

*For Pro-Flex XC with brown foot cover add a "BR" suffix to the part#.

Note: Unity pump will come preassembled on the foot. Valve kit needs to be ordered separately.

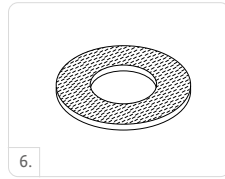
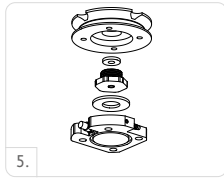
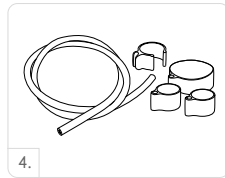


PRO-FLEX[®] XC

UNITY

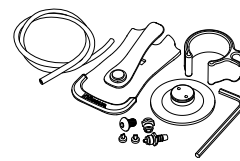
UNITY KITS

| Picture | Part# | Description | Applicable Foot Kits |
|---------|----------|-------------------------------------|------------------------|
| 1 | UPC0024 | PXC Unity pump S22-24 | Pro-Flex XC Size 22-24 |
| 1 | UPC0027 | PXC Unity pump S25-27 | Pro-Flex XC Size 25-27 |
| 1 | UPC0030 | PXC Unity pump S28-30 | Pro-Flex XC Size 28-30 |
| 2 | UTT0001 | Unity TT Valve Kit | All |
| 3 | UTF0001 | Unity TF Valve Kit | All |
| 4 | UTF0006 | Unity TF Tube Kit | All |
| 5 | L-544611 | Icelock 544 Kit Unity | All |
| 6 | UTT1103 | Unity Valve Air Filter Pack (10 p.) | All |



UNITY SPARE COMPONENTS

| Part# | Description |
|----------|-----------------------------|
| UPC00021 | PXC Unity Components S22-24 |
| UPC00022 | PXC Unity Components S25-27 |
| UPC00023 | PXC Unity Components S28-30 |



Includes:

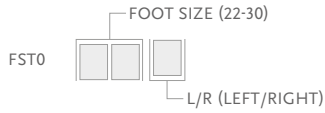
- Pump Blade
- Membrane
- Barb Fittings
- Check valves
- Mounting Screw
- Tube
- Loctite
- Hex key

PRO-FLEX® XC

COSMETIC FINISHING

FOOT COVER KIT, BEIGE AND BROWN*

PART#



Includes:

- Foot Cover*
- Foot Cover Attachment
- Black Spectra Sock

*Note: Please specify when ordering brown covers, add "BR" to the part#.

FLEX-FOOT SOCKS

Used to cover the composite foot module to protect the foot and eliminate noise between foot module and foot shell.

| Part# | Description | Size | Colour |
|-------------|----------------------|-------|--------|
| FCX63022 | FF Sock Small 1 pc | 22-25 | Black |
| FCX63025 | FF Sock Large 1 pc | 26-30 | Black |
| FCX63022-15 | FF Sock Small 15 pcs | 22-25 | Black |
| FCX63026-15 | FF Sock Large 15 pcs | 26-30 | Black |



PRO-FLEX® XC TORSION



Pro-Flex XC has been developed to comfortably support the active user who enjoys hiking and jogging, as well as level-ground walking.

Pro-Flex XC Torsion combines the Pro-Flex XC features of energy return and smooth roll-over, with valuable shock absorption and rotational capabilities. The sole blade offers a effective full-length toe, and a wider foot blade than traditional feet.

The foot is for active users who want to use a single, lightweight foot for their normal daily life, as well as a range of higher impact activities.

Less load and more dynamics means that amputees can enjoy greater comfort in a wide range of activities. The well-designed and lightweight anatomical foot cover features a steady-grip sole for barefoot stability on wet or slick surfaces, and a sandal-clamping toe for a range of footwear including flip flops.

Össur recommends using Pro-Flex XC Torsion together with the Unity sleeveless vacuum suspension system. This adds minimal weight, no extra build height, and does not interfere with the Pro-Flex XC Torsion dynamics. Unity is designed to provide secure suspension in combination with Iceross Seal-In® technology, while stabilising volume fluctuations and maintaining comfortable socket fit throughout the day.

UNITY
COMPATIBLE



| User information | |
|-------------------------|------------------------------|
| Amputation Level: | Transfemoral and Transtibial |
| Impact Level: | Low to High |
| Maximum Patient Weight: | 147kg |



ACTIVE TIBIAL PROGRESSION



VERTICAL SHOCK PYLON



ROTATION



SPLIT TOE



SANDAL TOE



WEATHERPROOF



ANATOMICAL FOOT

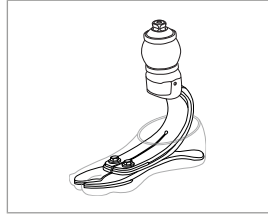
| Foot information | |
|---------------------------------|--------------------------------------|
| Categories: | 1-8 |
| Size: | 22-30 |
| Weight of Foot: (Size 27, cat5) | 1035 g w/ Foot Cover and Sock |
| Build Height: (Size 27) | 222mm w/ Male Pyramid and Foot Cover |
| Heel Height: | 10mm |
| Adapter Options: | Male Pyramid |

| Unity System Information | |
|----------------------------|-------------------------------------|
| Maximum Vacuum: | 24inHg(610mmHg) |
| Normal Operating Pressure: | -15inHg to -23inHg |
| Added System Weight: | 91 g w/ Pump, Socket Valve and Tube |

PRO-FLEX® XC TORSION

ORDERING INFORMATION

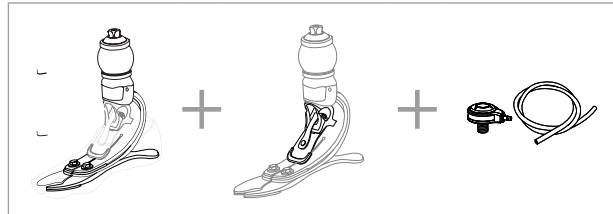
FOR COMPLETE FOOT



Please select the appropriate Unity Pump Module kit according to foot module size when placing an order and Unity will come preassembled on the foot. For extra convenience and system compatibility, Unity Valve Kits are highly recommended as a means of connecting to the socket.

For liner selection charts and item numbers please refer to the appropriate Icross Seal-In page.

FOR COMPLETE FOOT WITH UNITY

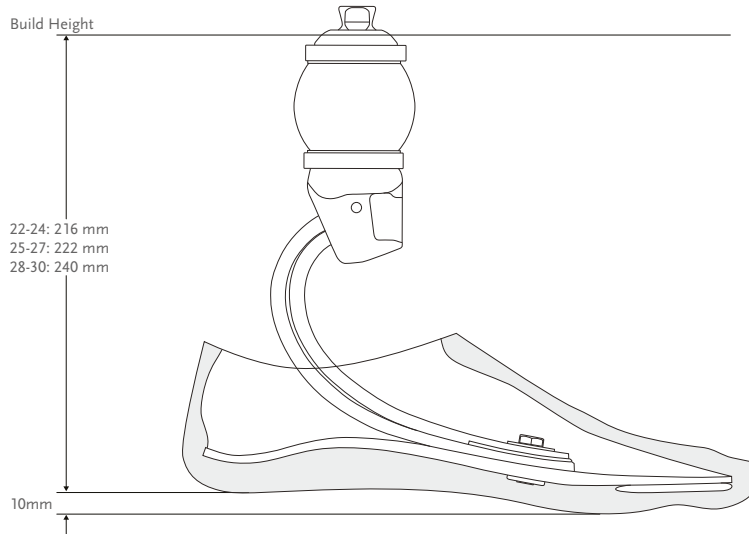


CATEGORY SELECTION CHART

| Weight kg | 45-52 | 53-59 | 60-68 | 69-77 | 78-88 | 89-100 | 101-116 | 117-130 | 131-147 |
|---------------------------------|-------|-------|-------|-------|-------|--------|---------|---------|---------|
| Low Impact Category | | | | | | | | | |
| Size 22-24 | 1 | 1 | 2 | 3 | 4 | 5 | 6 | N/A | N/A |
| Size 25-27 | 1 | 1 | 2 | 3 | 4 | 5 | 6 | 7 | 8 |
| Size 28-30 | 3 | 3 | 3 | 3 | 4 | 5 | 6 | 7 | 8 |
| Moderate Impact Category | | | | | | | | | |
| Size 22-24 | 1 | 2 | 3 | 4 | 5 | 6 | N/A | N/A | N/A |
| Size 25-27 | 1 | 2 | 3 | 4 | 5 | 6 | 7 | 8 | N/A |
| Size 28-30 | 3 | 3 | 3 | 4 | 5 | 6 | 7 | 8 | N/A |
| High Impact Category | | | | | | | | | |
| Size 22-24 | 2 | 3 | 4 | 5 | 6 | N/A | N/A | N/A | N/A |
| Size 25-27 | 2 | 3 | 4 | 5 | 6 | 7 | 8 | N/A | N/A |
| Size 28-30 | 3 | 3 | 4 | 5 | 6 | 7 | 8 | N/A | N/A |

PRO-FLEX® XC TORSION

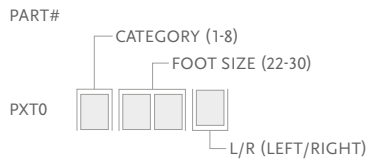
CLEARANCE



*Note: Pro-Flex XC Torsion with Unity has the same build height as Pro-Flex XC Torsion.

KITS

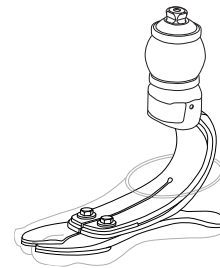
PRO-FLEX XC TORSION WITH MALE PYRAMID



Includes:

- Foot Module
- Removable Foot Cover* with a black Spectra Sock

*When ordering brown covers, add "BR" to the end of the part number.

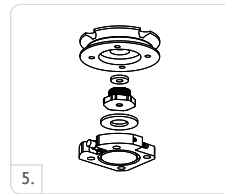
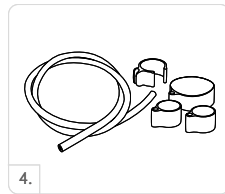


PRO-FLEX® XC TORSION

UNITY

UNITY KITS

| Picture | Part# | Description | Applicable Foot Kits |
|---------|----------|-----------------------|-------------------------------|
| 1 | UPC0024 | PXC Unity pump S22-24 | Pro-flex XC/ XC Torsion 22-24 |
| 1 | UPC0027 | PXC Unity pump S25-27 | Pro-flex XC/ XC Torsion 25-27 |
| 1 | UPC0030 | PXC Unity pump S28-30 | Pro-flex XC/ XC Torsion 28-30 |
| 2 | UTT0001 | Unity TT Valve Kit | All |
| 3 | UTF0001 | Unity TF Valve Kit | All |
| 4 | UTF0006 | Unity TF Tube Kit | All |
| 5 | L-544611 | Icelock 544 Kit Unity | All |

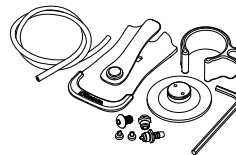


UNITY SPARE COMPONENTS

| Part# | Description |
|----------|-----------------------------|
| UPC00021 | PXC Unity Components S22-24 |
| UPC00022 | PXC Unity Components S25-27 |
| UPC00023 | PXC Unity Components S28-30 |

Includes:

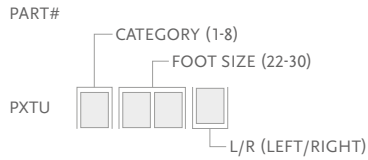
- Pump Blade
- Membrane
- Barb Fittings
- Check valves
- Mounting Screw
- Tube
- Loctite
- Hex key



PRO-FLEX® XC TORSION

FOOT KITS APPLICABLE WITH UNITY

PRO-FLEX XC TORSION WITH MALE PYRAMID

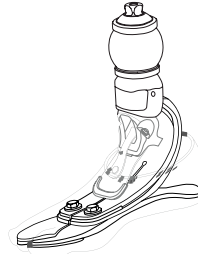


Includes:

- Foot Module
- Removable Foot Cover* with a black Spectra Sock

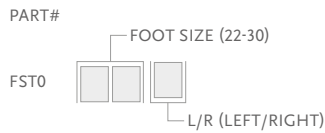
*For Pro-Flex XC with brown foot cover add a "BR" suffix to the part#.

Note: Unity will come preassembled on the foot if ordered with PXTU.



COSMETIC FINISHING

FOOT COVER KIT, BEIGE AND BROWN*



Includes:

- Foot Cover*
- Foot Cover Attachment
- Black Spectra Sock

*Note: Please specify when ordering brown covers, add "BR" to the part#.



FLEX-FOOT SOCKS

Used to cover the composite foot module to protect the foot and eliminate noise between foot module and foot shell.

| Part# | Description | Size | Colour |
|-------------|----------------------|-------|--------|
| FCX63022 | FF Sock Small 1 pc | 22-25 | Black |
| FCX63025 | FF Sock Large 1 pc | 26-30 | Black |
| FCX63022-15 | FF Sock Small 15 pcs | 22-25 | Black |
| FCX63026-15 | FF Sock Large 15 pcs | 26-30 | Black |



VARI-FLEX®



UNITY
COMPATIBLE

The Vari-Flex provides an exclusive combination of comfort and dynamics. The Vari-Flex is light-weight, easy to assemble and has a slender profile which makes it easy to cosmetically cover.

For users it provides confidence and security, offering natural gait with less fatigue and less strain on the sound side.

Unity for Vari-Flex is an ultra lightweight foot and elevated vacuum suspension system designed to stabilize volume fluctuations and improve socket fit. For the moderately to high active user who prefers a simple, robust and lightweight prosthesis, Unity for Vari-Flex and Seal-In technology combined provide secure suspension, volume management and great foot dynamics without the restricting effect of an external suspension sleeve.



| User Information | |
|-------------------------|------------------------------|
| Amputation Level: | Transfemoral and Transtibial |
| Impact Level: | Low to High |
| Maximum Patient Weight: | 166kg |



FULL LENGTH TOE LEVER



ACTIVE TIBIAL PROGRESSION



SPLIT TOE



WEATHERPROOF*



WATERPROOF*

* Waterproof when used with tube kit. Weatherproof when used with pyramid.

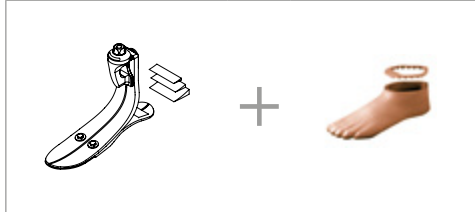
| Foot information | |
|---------------------------|--|
| Categories: | Sizes 22-24; Cat. 1-6 Sizes 25-30; Cat. 1-9 |
| Sizes: | 22-30 |
| Weight of Foot: (Size 27) | 594g w/ Pyramid and Foot Cover |
| Build Height: (Size 27) | 170mm w/ Pyramid and Foot Cover |
| Heel Height: | 10mm and 19mm |
| Adapter Options: | Male Pyramid, Carbon Fiber Tube |

| Unity System Information | |
|----------------------------|-------------------------------------|
| Maximum Vacuum: | 23inHg (600mmHg) |
| Normal Operating Pressure: | -16inHg to -20 inHg |
| Added System Weight: | 130g w/ Pump, Socket Valve and Tube |

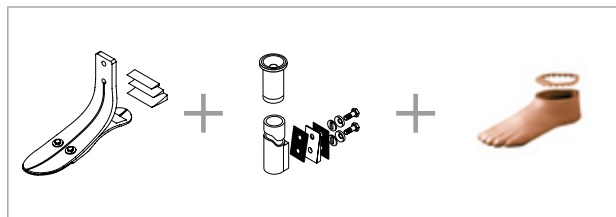
VARI-FLEX®

ORDERING INFORMATION

FOR COMPLETE FOOT WITH MALE PYRAMID



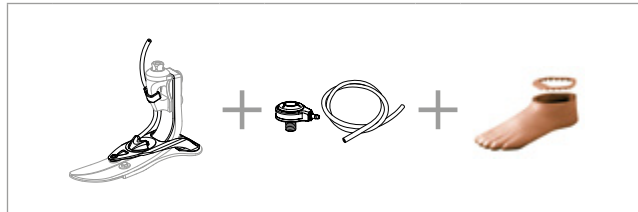
FOR COMPLETE FOOT WITH CARBON FIBER TUBE



Unity can be ordered with Vari-Flex. Please select the appropriate Unity Pump Module kit according to foot module size when placing an order and Unity will come preassembled on the foot. For extra convenience and system compatibility, Unity Valve Kits are highly recommended as a means of connecting to the socket.

For liner selection and item numbers please refer to Icross Seal-In V and Seal-In® X TF pages.

FOR COMPLETE FOOT WITH UNITY

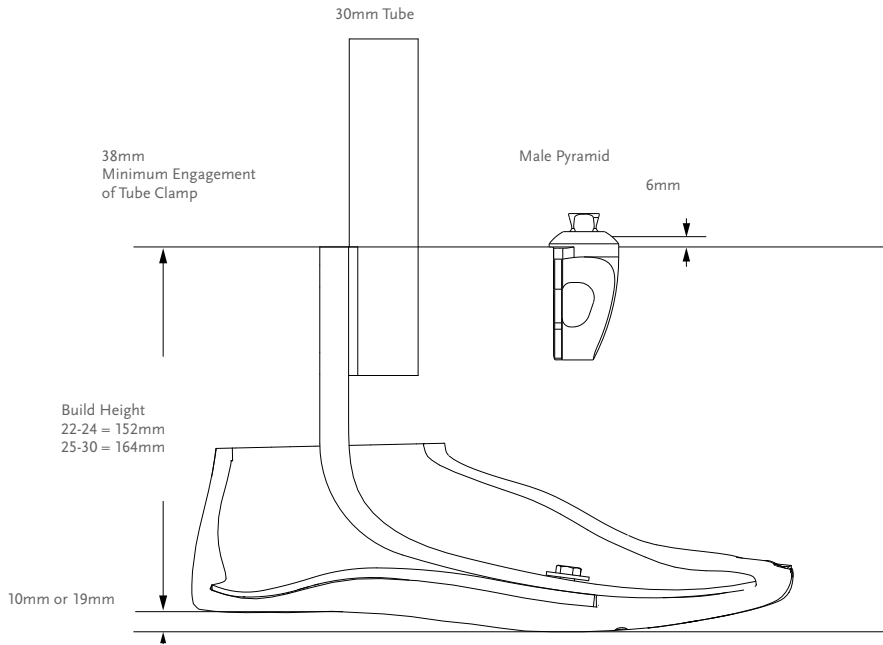


CATEGORY SELECTION CHART

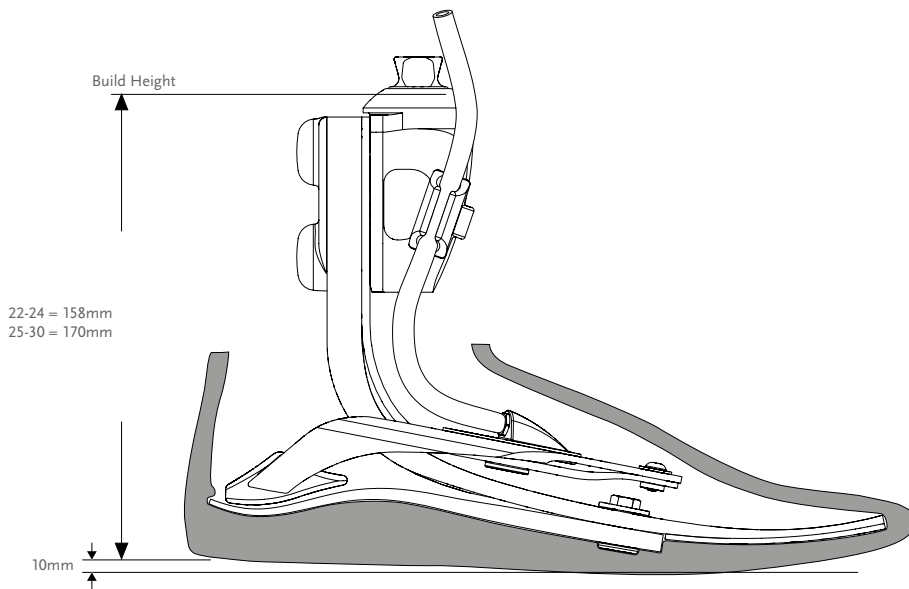
| Weight kg | 45-52 | 53-59 | 60-68 | 69-77 | 78-88 | 89-100 | 101-116 | 117-130 | 131-147 | 148-166 |
|-----------------------|-------|-------|-------|-------|-------|--------|---------|---------|---------|---------|
| Low Impact Level | 1 | 1 | 2 | 3 | 4 | 5 | 6 | 7 | 8 | 9 |
| Moderate Impact Level | 1 | 2 | 3 | 4 | 5 | 6 | 7 | 8 | 9 | N/A |
| High Impact Level | 2 | 3 | 4 | 5 | 6 | 7 | 8 | 9 | N/A | N/A |

VARI-FLEX®

CLEARANCE



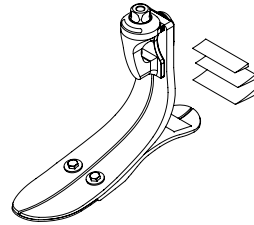
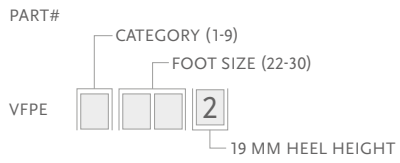
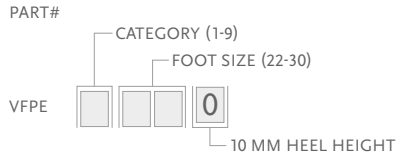
CLEARANCE WITH UNITY



VARI-FLEX®

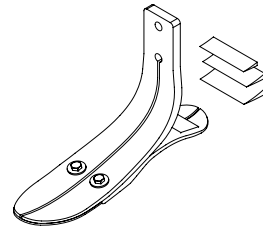
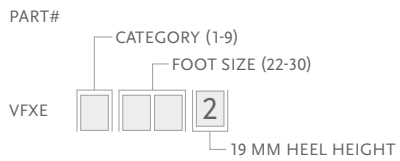
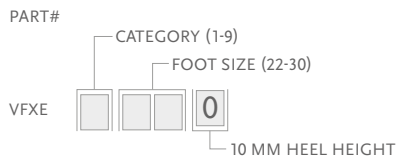
KITS

VARI-FLEX MALE PYRAMID OPTION



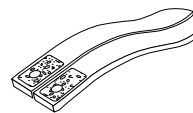
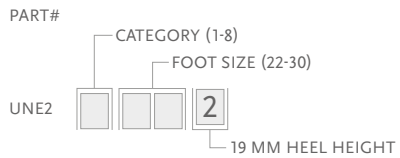
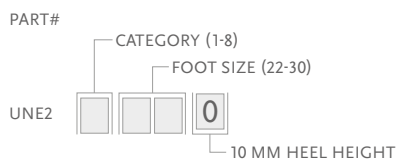
Note: Solid toe, low and high heel are special orders.

VARI-FLEX WITHOUT ADAPTER



Note: Solid toe, low and high heel are special orders.

HEEL MODULE



Note: Solid heel is a special order.

VARI-FLEX®

MALE ADAPTERS

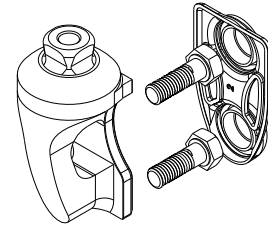
BOLT-ON MALE PYRAMID ADAPTER

Select according to category of foot module being utilised.

| Part# | Cat. | Weight |
|------------|------|--------|
| FFC2210001 | 1-6 | 175g |
| FFC2210002 | 7-9 | 205g |

Includes:

- Pyramid
- Hardware (M8 or M10 bolts)
- Plastic Bolt Cap
- Loctite



ATTACHMENT BOLTS FOR PYRAMID

| Part# | Cat. | Size | Length |
|----------|------|------|--------|
| CM130234 | 1-6 | M8 | 35mm |
| CM130223 | 7-8 | M10 | 35mm |

VARI-FLEX®

TUBE KITS

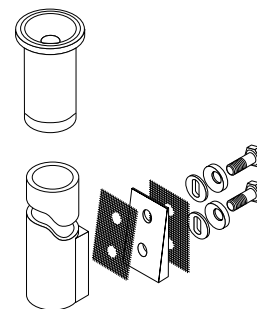
30MM CARBON FIBER TUBE KIT

Choose according to size and category of the foot module utilised.

| Part# | Cat. | Size | Length | Hole Spacing | Weight |
|----------|------|-------|--------|--------------|--------|
| VFX00003 | 1-6 | 22-30 | 229mm | 38mm | 216g |
| VFX00004 | 7-9 | 22-30 | 229mm | 38mm | 275g |
| VFX00006 | 1-6 | 22-30 | 381mm | 38mm | 293g |
| VFX00007 | 7-9 | 22-30 | 381mm | 38mm | 369g |

Includes:

- Alignment Wedges
- Tube
- Spherical Washers
- Attachment Bolts and Hardware (5/16" UNF)
- Friction Pads
- Tube Insert (Cat.7-9)



TUBE INSERT FOR CATEGORY 7-9; 30MM

Tube inserts provide the structural integrity necessary for higher category tubes.

| Part# | Diameter | Weight |
|----------|----------|--------|
| A-718009 | 30mm | 18g |



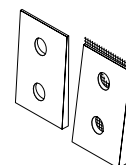
ALIGNMENT WEDGES FOR TUBE KIT (2 DEGREES AND 4 DEGREES)

Placed between the pylon and foot module, alignment wedges allow for plantarflexion and dorsiflexion of the foot without the use of modular components.

| Part# | Cat. |
|----------|------|
| CM150041 | 1-6 |
| CM150042 | 7-9 |

Includes:

- Wedges
- Friction Pad
- Loctite



ATTACHMENT BOLTS FOR 30MM TUBE

| Part# | Cat. | Size | Length |
|----------|------|------------|--------|
| CM130219 | 1-6 | 5/16" x 24 | 1 3/4" |
| CM130213 | 7-9 | 3/8" x 24 | 1 3/4" |

VARI-FLEX®

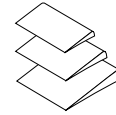
COMPONENTS

HEEL WEDGE KIT

For adjustment of heel stiffness and roll-over characteristics.

| Part# | Foot Size |
|----------|-----------|
| CM150006 | 22-27 |
| CM150009 | 28-30 |

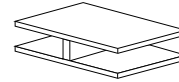
- Includes:
- 3 Wedges
 - Adhesive



HEEL DIVIDER

Heel dividers act to separate the edges of a split heel to reduce wear and noise between the composite elements.

| Part# | Description |
|----------|--------------|
| CM140003 | Heel Divider |



LOCTITE 410 BLACK

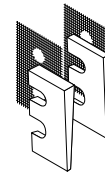
| Part# | Description |
|----------|-------------------|
| CM160016 | Loctite 410 black |

TOOLS

KIT TEMPORARY SLOTTED WEDGE, CAT 1-9

Use for initial dynamic alignment of the prosthesis. These wedges are removed and replaced with definitive alignment wedges.

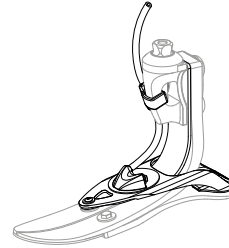
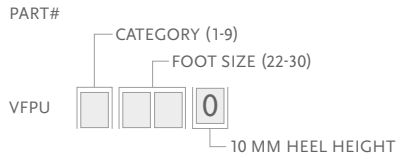
| Part# | Cat. |
|----------|------|
| CM100204 | ALL |



VARI-FLEX®

FOOT KITS APPLICABLE WITH UNITY

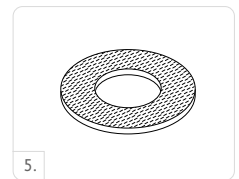
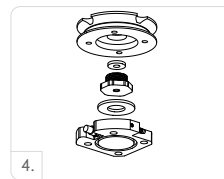
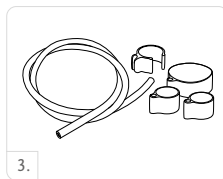
VARI-FLEX MALE PYRAMID OPTION



UNITY

UNITY KITS

| Picture | Part# | Description | Applicable Foot Kits |
|---------|----------|-------------------------------------|----------------------|
| 1 | UTT0001 | Unity TT Valve Kit | All |
| 2 | UTF0001 | Unity TF Valve Kit | All |
| 3 | UTF0006 | Unity TF Tube Kit | All |
| 4 | L-5446XX | Icelock 544 Kit Unity | All |
| 5 | UTT1103 | Unity Valve Air Filter Pack (10 p.) | All |

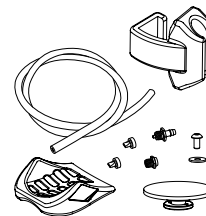


UNITY SPARE COMPONENTS

| Part# | Description |
|----------|----------------------------|
| UVF00021 | Unity VF Components, 22-24 |
| UVF00022 | Unity VF Components, 25-30 |

Includes:

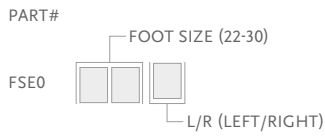
- Membrane
- Check valves
- Barb fittings
- Tube
- Tube fastener
- Heel pad



VARI-FLEX®

COSMETIC FINISHING

FOOT COVER KIT, BEIGE AND BROWN*



Includes:

- Foot Cover
- Flex-Foot Sock
- Foot Cover Attachment

*Please specify when ordering brown covers, add "BR" to the end of the part number.

FLEX-FOOT SOCKS

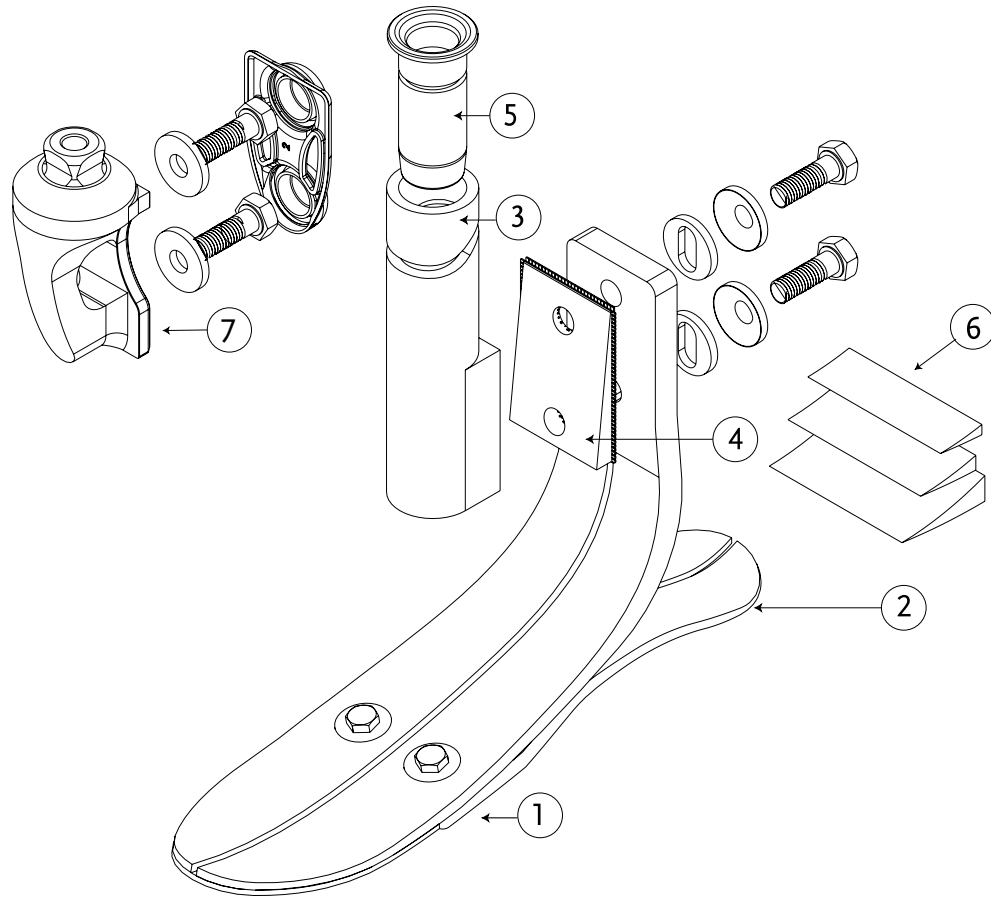
Used to cover the composite foot module to protect the foot and eliminate noise between foot module and foot shell.

| Part# | Description | Size | Colour |
|--------------|------------------------|-------|--------|
| FSEL60001 | Black Sock Small 1 pc | 22-25 | Black |
| FSEL60002 | Black Sock Large 1 pc | 26-30 | Black |
| FSEL60001-15 | Black Sock Small 15 pc | 22-25 | Black |
| FSEL60002-15 | Black Sock Large 15 pc | 26-30 | Black |



VARI-FLEX®

DIAGRAM



| | Description |
|----|-------------------------------|
| 1. | Foot Module |
| 2. | Heel |
| 3. | 30mm Carbon Fiber Tube Kit |
| 4. | Alignment Wedges For Tube Kit |
| 5. | Tube Insert |
| 6. | Heel Wedge |
| 7. | Bolt-On Male Pyramid Adapter |

LP VARI-FLEX®

UNITY
COMPATIBLE



The LP Vari-Flex is designed for users with long residual limbs that do not have enough clearance for the Vari-Flex.

Unity for LP Vari-Flex is a sleeveless vacuum suspension system designed to stabilise volume fluctuations and maintain comfortable socket fit throughout the day. For the moderately to high active user with limited build height clearance, Unity for LP Vari-Flex and Seal-In technology combined provide secure suspension, volume management and great foot dynamics without the restricting effect of an external suspension sleeve. Unity adds minimal weight to the prosthesis and does not interfere with the foot module dynamics.



| User Information | |
|-------------------------|------------------------------|
| Amputation Level: | Transfemoral and Transtibial |
| Impact Level: | Low to High |
| Maximum Patient Weight: | 166 kg |



FULL LENGTH
TOE LEVER



SPLIT TOE



WEATHERPROOF

| Foot Information | |
|---------------------------|---|
| Categories: | Size 22-24; Cat. 1-5 / Size 25-30; Cat. 1-9 |
| Size: | 22-30 |
| Weight of Foot: (Size 27) | 574 g w/ Pyramid and Foot Cover |
| Build Height: (Size 27) | 68 mm w/ Pyramid and Foot Cover |
| Heel Height: | 10 mm |
| Adapter Options: | Male Pyramid or Lamination Adapter |

| Unity System Information | |
|----------------------------|--------------------------------------|
| Maximum Vacuum: | -23inHg (-600mmHg) |
| Normal Operating Pressure: | -16-20 inHg |
| Added System Weight: | 130 g w/ Pump, Socket Valve and Tube |

LP VARI-FLEX®

ORDERING INFORMATION

FOR COMPLETE FOOT WITH MALE PYRAMID



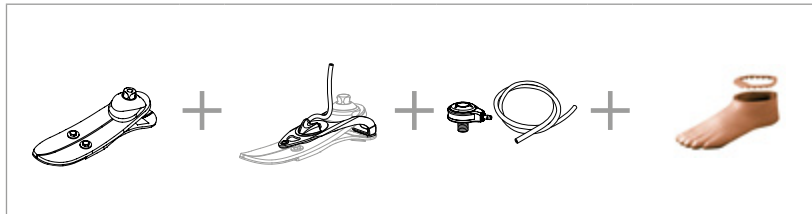
FOR COMPLETE FOOT WITHOUT ADAPTER



Unity can be ordered with LP Vari-Flex in the male pyramid, standard heel height configuration. Please select the appropriate Unity Pump Module kit according to foot module size when placing an order and Unity will come preassembled on the foot. For extra convenience and system compatibility, Unity Valve Kits are highly recommended as a means of connecting to the socket.

For liner selection charts and item numbers please refer to the appropriate Icross Seal-In page.

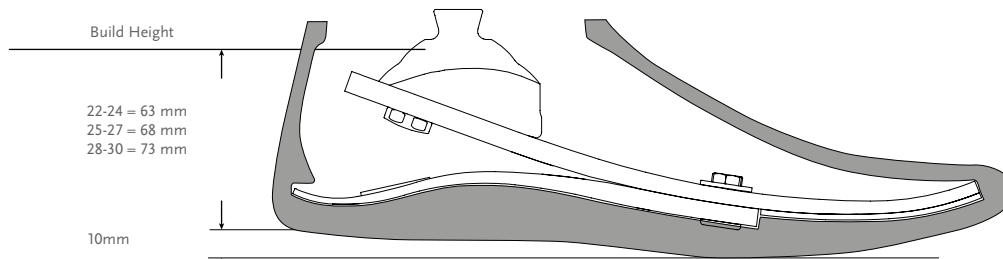
FOR COMPLETE FOOT WITH UNITY



CATEGORY SELECTION CHART

| Weight kg | 45-52 | 53-59 | 60-68 | 69-77 | 78-88 | 89-100 | 101-116 | 117-130 | 131-147 | 148-166 |
|-----------------------|-------|-------|-------|-------|-------|--------|---------|---------|---------|---------|
| Low Impact Level | 1 | 1 | 2 | 3 | 4 | 5 | 6 | 7 | 8 | 9 |
| Moderate Impact Level | 1 | 2 | 3 | 4 | 5 | 6 | 7 | 8 | 9 | N/A |
| High Impact Level | 2 | 3 | 4 | 5 | 6 | 7 | 8 | 9 | N/A | N/A |

CLEARANCE

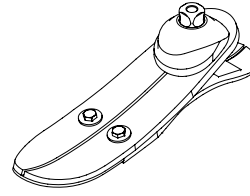
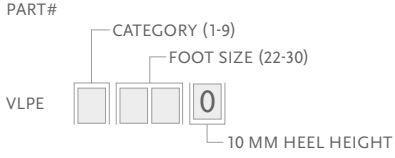


*Note: LP Vari-Flex with Unity has the same build height as LP Vari-Flex.

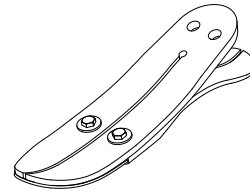
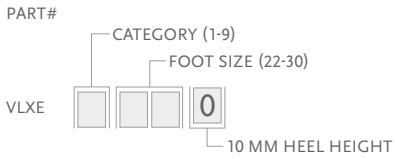
LP VARI-FLEX®

KITS

LP VARI-FLEX MALE PYRAMID OPTION



LP VARI-FLEX WITHOUT ADAPTER



LAMINATION ADAPTER KITS

| Part# | Cat. | Size |
|----------|------|-------|
| VLX00001 | 1-5 | 22-24 |
| VLX00002 | 1-6 | 25-30 |
| VLX00003 | 7-9 | 25-30 |

Includes:

- Lamination adapter
- Bolts
- Tape sealant
- Loctite

COMPONENTS

HEEL WEDGE KIT

For adjustment of heel stiffness and roll-over characteristics.

| Part# | Foot Size |
|----------|-----------|
| CM150011 | 22-30 |

Includes:

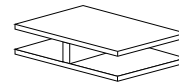
- 3 Wedges
- Adhesive



HEEL DIVIDER

Heel dividers act to separate the edges of a split heel to reduce wear and noise between the composite elements.

| Part# | Description |
|----------|--------------|
| CM140003 | Heel Divider |



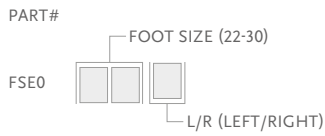
LOCTITE 410 BLACK

| Part# | Description |
|----------|-------------------|
| CM160016 | Loctite 410 black |

LP VARI-FLEX®

COSMETIC FINISHING

FOOT COVER KIT, BEIGE AND BROWN*



Includes:

- Foot Cover
- Flex-Foot Sock
- Foot Cover Attachment

*Please specify when ordering brown covers, add "BR" to the end of the part number.

FLEX-FOOT SOCKS

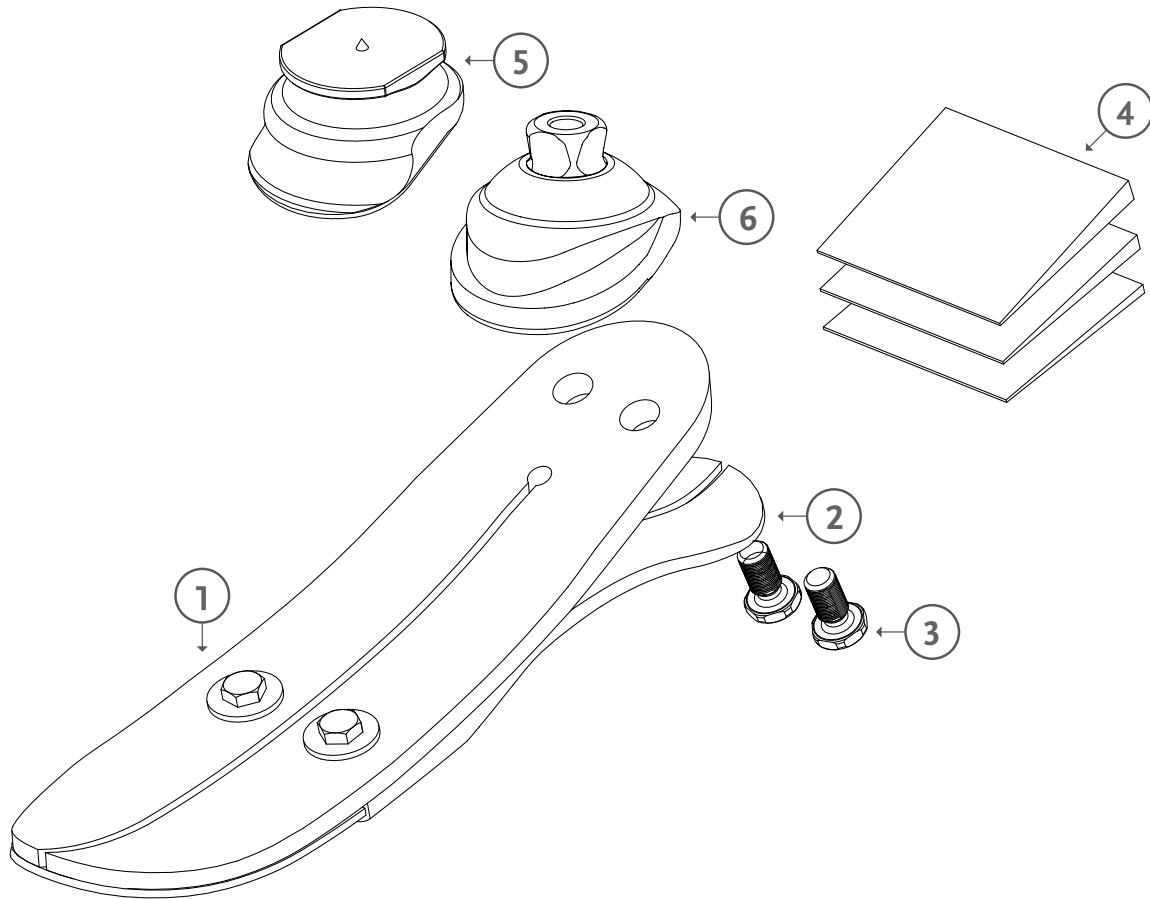
Used to cover the composite foot module to protect the foot and eliminate noise between foot module and foot shell.

| Part# | Description | Size | Colour |
|--------------|------------------------|-------|--------|
| FSEL60001 | Black Sock Small 1 pc | 22-25 | Black |
| FSEL60002 | Black Sock Large 1 pc | 26-30 | Black |
| FSEL60001-15 | Black Sock Small 15 pc | 22-25 | Black |
| FSEL60002-15 | Black Sock Large 15 pc | 26-30 | Black |



LP VARI-FLEX®

DIAGRAM



| | Description |
|----|----------------------|
| 1. | Foot Module |
| 2. | Heel |
| 3. | Bolts |
| 4. | Heel Wedge |
| 5. | Lamination Adapter |
| 6. | Male Pyramid Adapter |

RE-FLEX ROTATE™



Re-Flex Rotate is a robust, high performance foot allowing users to enjoy daily living, work and leisure with the comfort and confidence to reach their full potential.

Re-Flex Rotate fulfills the challenging requirements of active users, combining shock absorption and dynamic energy return with comfort. Featuring a sleek profile and maintenance-free design, it is designed for active users requiring high performance, comfortable everyday foot.

An integrated torsion cell reduces shear and rotary forces, protecting residual limb. Shock absorption via a titanium coil spring reduces impact to the body, while enhancing both control and comfort during walking and other activities.

The Unity vacuum suspension system is available as an addition to the Re-Flex Rotate™ foot module. Unity in combination with Iceross Seal-In technology provides elevated vacuum in the socket during ambulation, without the restricting effect of an external sealing sleeve. Unity adds minimal weight to the existing prosthesis and does not interfere with the function of Re-Flex foot and shock modules.



| User Information | |
|-------------------------|------------------------------|
| Amputation Level: | Transfemoral and Transtibial |
| Impact Level: | Low to High |
| Maximum Patient Weight: | 147kg |

| Foot Information | |
|----------------------------------|--|
| Categories: | 1-8 |
| Sizes: | 22-30 |
| Weight of Foot: (Size 27) | 1105g w/ Pyramid and Foot Cover |
| Build Height Standard: (Size 27) | 216-265mm w/ Male Pyramid and Foot Cover |
| Build Height Tall: (Size 27) | 267 - 319mm w/ Male Pyramid and Foot Cover |
| Heel Height: | 10mm, 19mm available on special order |
| Adapter Options: | Male or Female Pyramid |


| | | |
|---------------------------|-----------------------|-----------|
| | | |
| ACTIVE TIBIAL PROGRESSION | VERTICAL SHOCK PYLON | ROTATION |
| | | |
| WEATHERPROOF | FULL LENGTH TOE LEVER | SPLIT TOE |

| Unity System Information | |
|----------------------------|-------------------------------------|
| Maximum Vacuum: | -23inHg (-600mmHg) |
| Normal Operating Pressure: | -16-20 inHg |
| Added System Weight: | 130g w/ Pump, Socket Valve and Tube |


RE-FLEX ROTATE™

ORDERING INFORMATION

FOR COMPLETE FOOT WITH MALE PYRAMID*



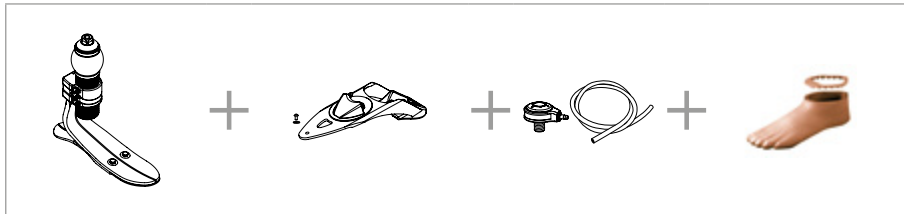
FOR COMPLETE FOOT WITH FEMALE PYRAMID*



Unity can be ordered with Re-Flex Rotate in the standard foot module height. Please select the appropriate Unity Pump Module kit according to foot module size when placing an order and Unity will come preassembled on the foot. For extra convenience and system compatibility, Unity Valve Kits are highly recommended as a means of connecting to the socket.

For liner selection and item numbers please refer to Icross Seal-In V and Seal-In® X TF pages.

FOR COMPLETE FOOT WITH UNITY



*Foot module also available in tall profile

CATEGORY SELECTION CHART

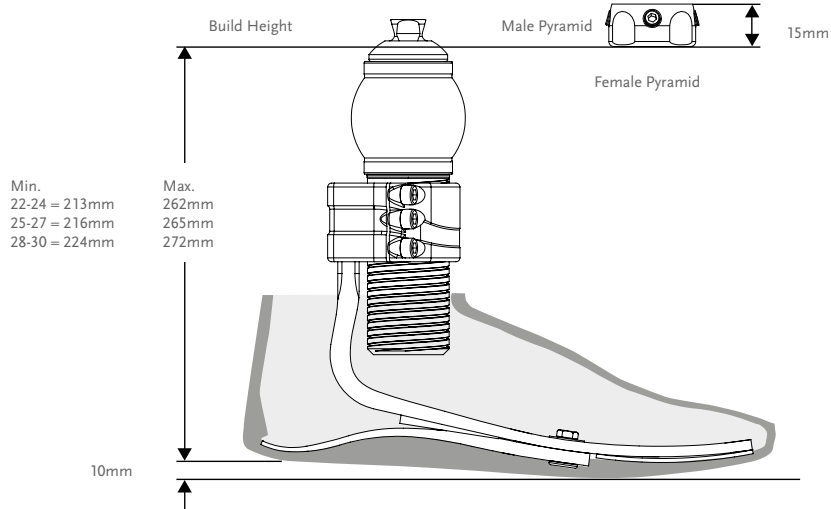
| Weight kg | 45-52 | 53-59 | 60-68 | 69-77 | 78-88 | 89-100 | 101-116 | 117-130 | 131-147 |
|--------------------------|-------|-------|-------|-------|-------|--------|---------|---------|---------|
| Low Impact Category | | | | | | | | | |
| Size 22-24 | 1 | 1 | 2 | 3 | 4 | 5 | N/A | N/A | N/A |
| Size 25-27 | 1 | 1 | 2 | 3 | 4 | 5 | 6 | 7 | 8 |
| Size 28-30 | 3 | 3 | 3 | 3 | 4 | 5 | 6 | 7 | 8 |
| Moderate Impact Category | | | | | | | | | |
| Size 22-24 | 1 | 2 | 3 | 4 | 6 | N/A | N/A | N/A | N/A |
| Size 25-27 | 1 | 2 | 3 | 4 | 5 | 6 | 7 | 8 | N/A |
| Size 28-30 | 3 | 3 | 3 | 4 | 5 | 6 | 7 | 8 | N/A |
| High Impact Category | | | | | | | | | |
| Size 22-24 | 2 | 3 | 4 | 5 | N/A | N/A | N/A | N/A | N/A |
| Size 25-27 | 2 | 3 | 4 | 5 | 6 | 7 | 8 | N/A | N/A |
| Size 28-30 | 3 | 3 | 4 | 5 | 6 | 7 | 8 | N/A | N/A |

ÖSSUR FEET

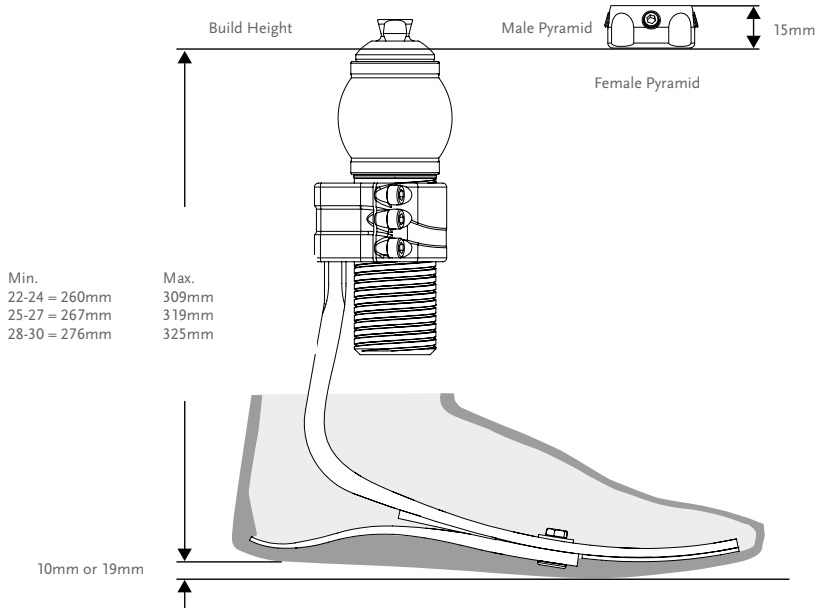
RE-FLEX ROTATE™

CLEARANCE

RE-FLEX ROTATE STANDARD FOOT MODULE



RE-FLEX ROTATE TALL FOOT MODULE



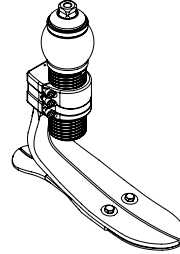
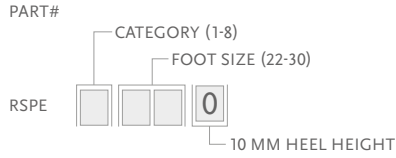
*Note: Re-Flex Rotate with Unity has the same build height as Re-Flex Rotate.

RE-FLEX ROTATE™

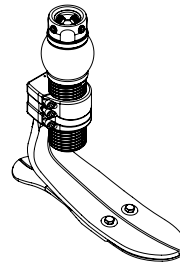
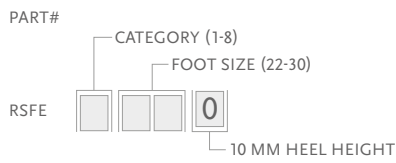
KITS

STANDARD PROFILE WITH SHOCK

MALE PYRAMID ATTACHMENT

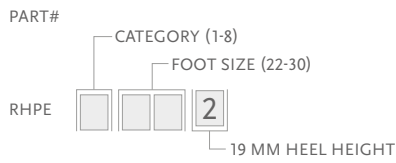
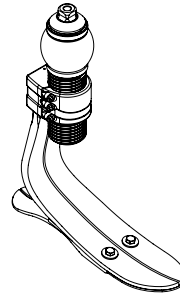
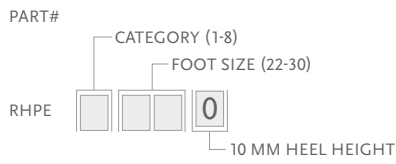


FEMALE PYRAMID ATTACHMENT

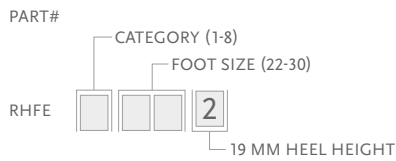
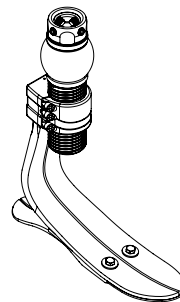
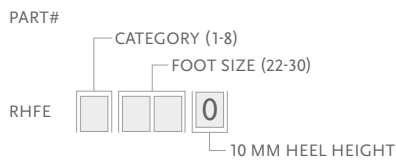


TALL PROFILE WITH SHOCK

MALE PYRAMID ATTACHMENT



FEMALE PYRAMID ATTACHMENT



Includes:

- Foot Module
- Shock Kit
- Heel Wedges

Shock Kit Includes:

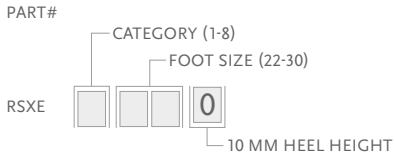
- Male/Female Pyramid Shock Module
- Loctite (Female)

Note: Solid toe is a special order.

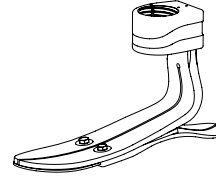
RE-FLEX ROTATE™

KITS

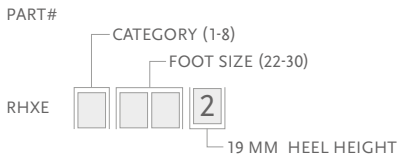
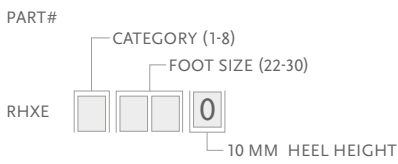
STANDARD PROFILE WITHOUT SHOCK



Note: 19mm heel height for standard profile, foot size 25-30, available upon special order.



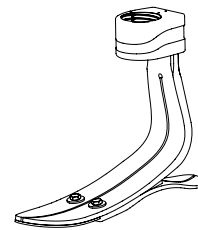
TALL PROFILE WITHOUT SHOCK



Includes:

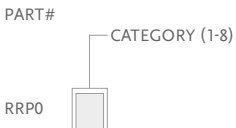
- Foot Module

Note: Solid toe is a special order.

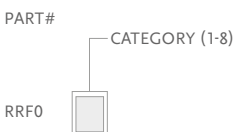


SHOCK KITS

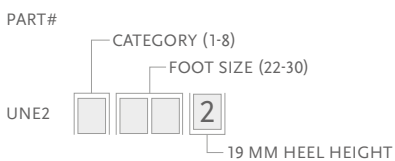
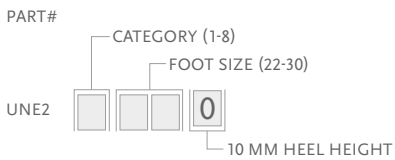
ROTATE MALE SHOCK KIT



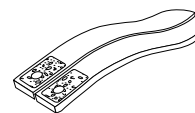
ROTATE FEMALE SHOCK KIT



HEEL MODULE



Note: Solid heel is a special order.



RE-FLEX ROTATE™

COMPONENTS

HEEL WEDGE KITS

| Tall and Standard Profile Foot Module | Foot Size | Cat. |
|---------------------------------------|-----------|------|
| CM150011 | 22-30 | ALL |



- Includes:
- 3 Wedges
 - Adhesive

| Part# | Description |
|----------|-------------|
| CM160025 | Loctite 243 |

ATTACHMENT CLAMP SCREW

| Part# | Description |
|----------|--------------------------------|
| CM130140 | M6 16MM Attachment Clamp Screw |

TOOLS

TORQUE WRENCH

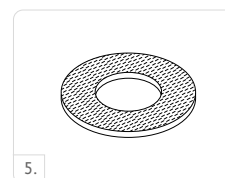
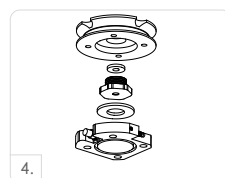
| Part# | Description |
|------------|--------------------------|
| FFC7980001 | Torque Wrench 3Nm Preset |



UNITY

UNITY KITS

| Picture | Part# | Description | Applicable Foot Kits |
|---------|----------|-------------------------------------|----------------------|
| | UTT0001 | Unity TT Valve Kit | All |
| | UTF0001 | Unity TF Valve Kit | All |
| | UTF0006 | Unity TF Tube Kit | All |
| | L-5446XX | Icelock 544 Kit Unity | All |
| | UTT1103 | Unity Valve Air Filter Pack (10 p.) | All |



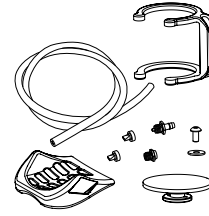
RE-FLEX ROTATE™

UNITY SPARE COMPONENTS

| Part# | Description |
|----------|----------------------------|
| URS00021 | Unity RS Components, 22-24 |
| URS00022 | Unity RS Components, 25-30 |

Includes:

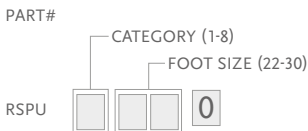
- Membrane
- Check valves
- Barb fittings
- Tube
- Tube fastener
- Heel pad



FOOT KITS APPLICABLE WITH UNITY

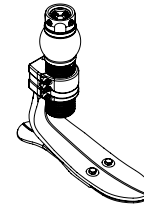
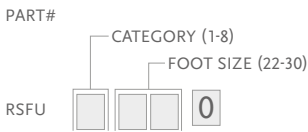
RE-FLEX ROTATE™ STANDARD PROFILE

MALE PYRAMID ATTACHMENT



RE-FLEX ROTATE™ STANDARD PROFILE

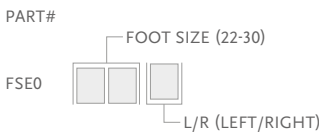
FEMALE PYRAMID ATTACHMENT



Caution: Due to restricted space with the Re-Flex Shock shock module and Unity, SSPE* kits allow for only 2 full turns of downwards adjustment from the tallest setting. Re-Flex Rotate modules can be set to any height within their designed limits.

COSMETIC FINISHING

FOOT COVER KIT, BEIGE AND BROWN*



Includes:

- Foot Cover
- Spectra Sock
- Foot Cover Attachment

*Please specify when ordering brown covers, add "BR" to the end of the part number.

SPECTRA SOCKS

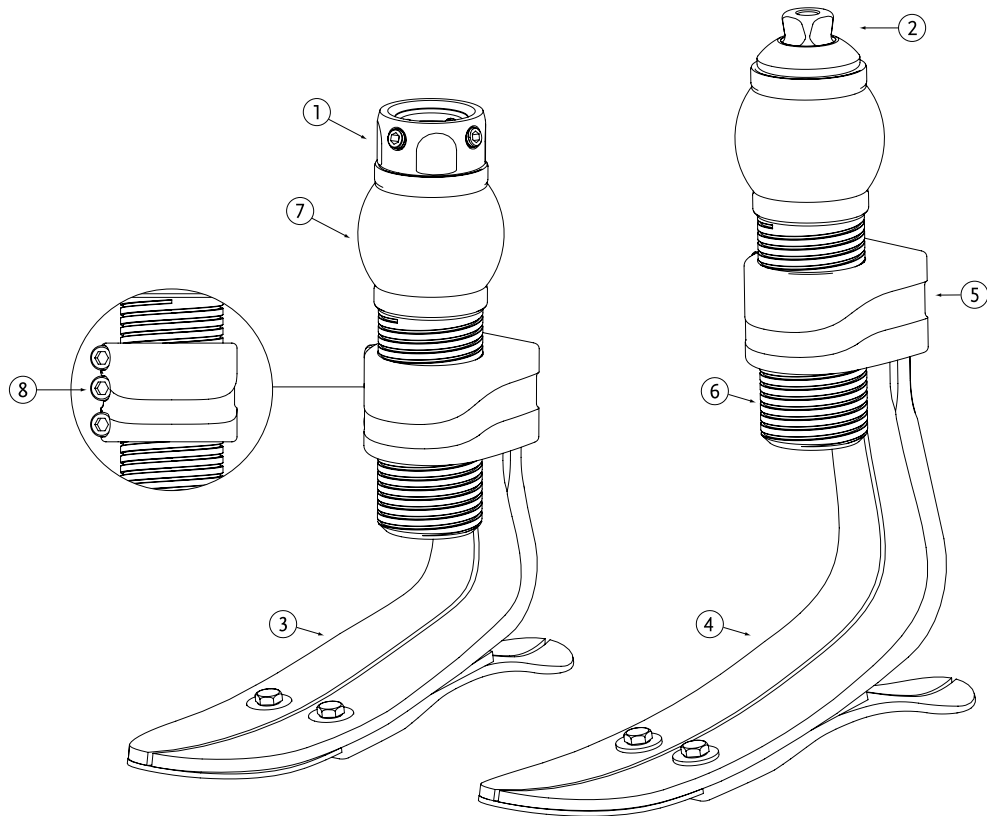
Used to cover the composite foot module to protect the foot and eliminate noise between foot module and foot shell.

| Part# | Description | Size | Colour |
|--------------|------------------------|-------|--------|
| FSEL60001 | Black Sock Small 1 pc | 22-25 | Black |
| FSEL60002 | Black Sock Large 1 pc | 26-30 | Black |
| FSEL60001-15 | Black Sock Small 15 pc | 22-25 | Black |
| FSEL60002-15 | Black Sock Large 15 pc | 26-30 | Black |



RE-FLEX ROTATE™

DIAGRAM



| | Description |
|----|-------------------------|
| 1. | Female Pyramid |
| 2. | Male Pyramid |
| 3. | Standard Foot Kit |
| 4. | Tall Foot Kit |
| 5. | Fixed Attachment |
| 6. | Threaded Outer Tube |
| 7. | Torsion Cell |
| 8. | Attachment Clamp Screws |

RE-FLEX SHOCK™

UNITY
COMPATIBLE



Re-Flex Shock offers vertical shock absorption of all the Össur mechanical feet. With dynamic energy return and all around responsiveness the foot is a great choice for active users.

The composite spring in front provides shock absorption that reduces impact subjected to the body. Enhancing both control and comfort during walking and other activities.

The Unity vacuum suspension system is available as an addition to the Re-Flex Shock™ foot module. Unity in combination with Icross Seal-In technology provides elevated vacuum in the socket during ambulation, without the restricting effect of an external sealing sleeve. Unity adds minimal weight to the existing prosthesis and does not interfere with the superior function of Re-Flex foot and shock modules.



| User Information | |
|-------------------------|------------------------------|
| Amputation Level: | Transfemoral and Transtibial |
| Impact Level: | Low to High |
| Maximum Patient Weight: | 166kg |



WEATHERPROOF



ACTIVE TIBIAL PROGRESSION



VERTICAL SHOCK PYLON



SPLIT TOE

| Foot Information | |
|----------------------------------|--|
| Categories: | 1-9 |
| Sizes: | 22-30 |
| Weight of Foot: (Size 27) | 1076g w/ foot cover and sock |
| Build Height Standard: (Size 27) | 210-238mm w/ Foot Cover and Male Pyramid |
| Build Height Tall: (Size 27) | 255-288mm w/ Foot Cover and Male Pyramid |
| Heel Height: | 10mm, 19mm available on special order |
| Adapter: | Male Pyramid |

| Unity System Information | |
|----------------------------|-------------------------------------|
| Maximum Vacuum: | -23inHg (-600mmHg) |
| Normal Operating Pressure: | -16-20 inHg |
| Added System Weight: | 130g w/ Pump, Socket Valve and Tube |

RE-FLEX SHOCK™

ORDERING INFORMATION

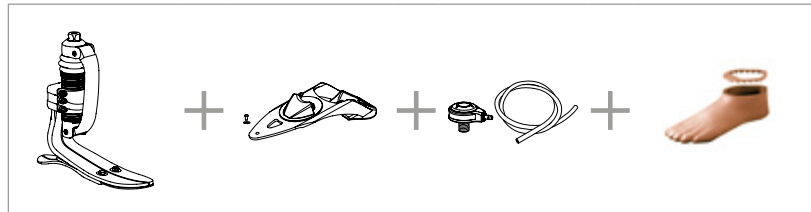
FOR COMPLETE FOOT*



Unity can be ordered with Re-Flex Shock in the standard foot module height. Please select the appropriate Unity Pump Module kit according to foot module size when placing an order and Unity will come preassembled on the foot. For extra convenience and system compatibility, Unity Valve Kits are highly recommended as a means of connecting to the socket.

For liner selection and item numbers please refer to Iceross Seal-In V and Seal-In® X TF pages.

FOR COMPLETE FOOT WITH UNITY



*Foot module also available in tall profile

CATEGORY SELECTION CHART

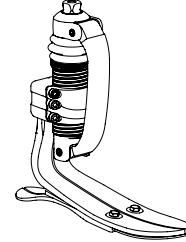
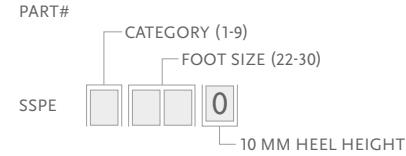
| Weight kg | 45-52 | 53-59 | 60-68 | 69-77 | 78-88 | 89-100 | 101-116 | 117-130 | 131-147 | 148 - 166 |
|--------------------------|-------|-------|-------|-------|-------|--------|---------|---------|---------|-----------|
| Low Impact Category | | | | | | | | | | |
| Size 22-24 | 1 | 1 | 2 | 3 | 4 | 5 | 6 | N/A | N/A | N/A |
| Size 25-27 | 1 | 1 | 2 | 3 | 4 | 5 | 6 | 7 | 8 | 9 |
| Size 28-30 | 3 | 3 | 3 | 3 | 4 | 5 | 6 | 7 | 8 | 9 |
| Moderate Impact Category | | | | | | | | | | |
| Size 22-24 | 1 | 2 | 3 | 4 | 6 | 6 | N/A | N/A | N/A | N/A |
| Size 25-27 | 1 | 2 | 3 | 4 | 5 | 6 | 7 | 8 | 9 | N/A |
| Size 28-30 | 3 | 3 | 3 | 4 | 5 | 6 | 7 | 8 | 9 | N/A |
| High Impact Category | | | | | | | | | | |
| Size 22-24 | 2 | 3 | 4 | 5 | 6 | N/A | N/A | N/A | N/A | N/A |
| Size 25-27 | 2 | 3 | 4 | 5 | 6 | 7 | 8 | 9 | N/A | N/A |
| Size 28-30 | 3 | 3 | 4 | 5 | 6 | 7 | 8 | 9 | N/A | N/A |

RE-FLEX SHOCK™

KITS

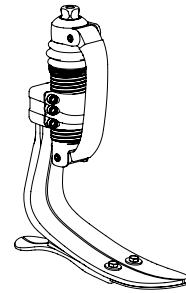
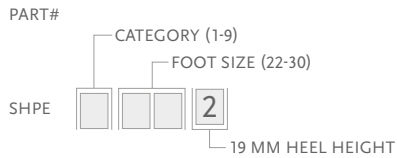
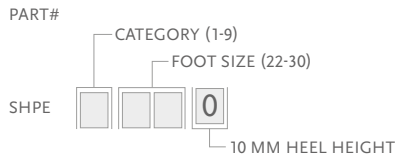
STANDARD PROFILE WITH SHOCK

MALE PYRAMID ATTACHMENT



TALL PROFILE WITH SHOCK

MALE PYRAMID ATTACHMENT



Includes:

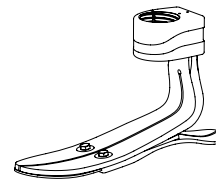
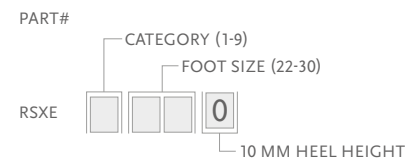
- Foot Module
- Shock Module with Carbon Front Spring
- Heel Wedges

Shock Kit Includes:

- Male Pyramid Shock Module
- Loctite

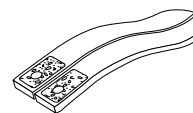
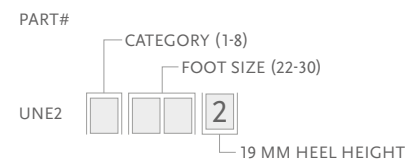
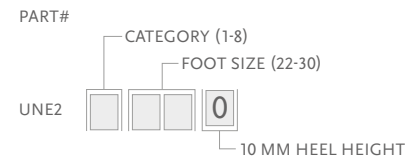
Note: Solid toe is a special order.

STANDARD PROFILE WITHOUT SHOCK



Note: 19mm heel height for standard profile, foot size 25-30, available upon special order.

HEEL MODULE

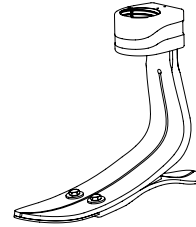
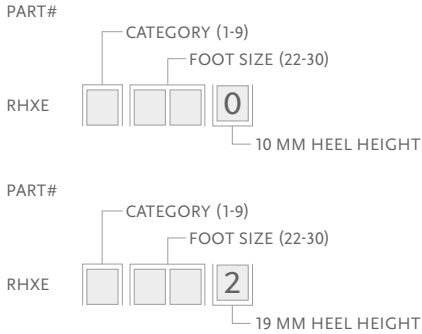


Note: Solid heel is a special order.

RE-FLEX SHOCK™

KITS

TALL PROFILE WITHOUT SHOCK



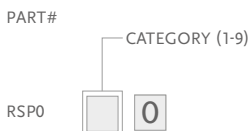
Includes:

- Foot Module

Note: Solid toe is a special order.

SHOCK KITS

MALE SHOCK KIT



COMPONENTS

HEEL WEDGE KITS

| Tall and Standard Profile Foot Module | Foot Size | Cat. |
|---------------------------------------|-----------|------|
| CM150011 | 22-30 | ALL |

Includes:

- 3 Wedges
- Adhesive



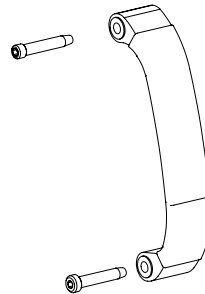
| Part# | Description |
|----------|-------------|
| CM160025 | Loctite 243 |

RE-FLEX SHOCK™

COMPONENTS

FRONT SPRINGS

| Part# | Cat. |
|----------|------|
| RSS44001 | 1 |
| RSS44002 | 2 |
| RSS44003 | 3 |
| RSS44004 | 4 |
| RSS44005 | 5 |
| RSS44006 | 6 |
| RSS44007 | 7 |
| RSS44008 | 8 |



Includes:

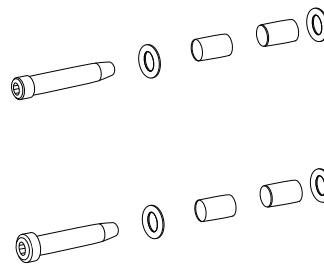
- Front Spring
- 2 Pins

BUSHING KIT

| Part# | Description |
|----------|-------------|
| RSS00001 | Bushing Kit |

Includes:

- 4 Bushings
- 4 Disc Springs
- 2 Pins



LOWER RING

| Part# | Description |
|----------|----------------------|
| RSS40011 | Re-Flex Shock Bellow |
| RSS40012 | Re-Flex Shock Collar |

TOOLS

TORQUE WRENCH

| Part# | Description |
|------------|--------------------------|
| FFC7980001 | Torque Wrench 3Nm Preset |

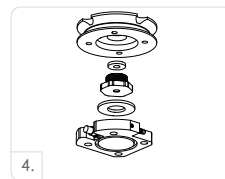


RE-FLEX SHOCK™

UNITY

UNITY KITS

| Picture | Part# | Description | Applicable Foot Kits |
|---------|----------|-------------------------------------|----------------------|
| 1 | UTT0001 | Unity TT Valve Kit | All |
| 2 | UTF0001 | Unity TF Valve Kit | All |
| 3 | UTF0006 | Unity TF Tube Kit | All |
| 4 | L-544611 | Icelock 544 Kit | All |
| 5 | UTT1103 | Unity Valve Air Filter Pack (10 p.) | All |

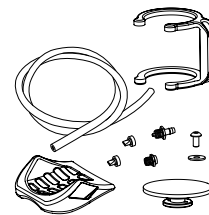


SPARE COMPONENTS

| Part# | Description |
|----------|----------------------------|
| URS00021 | Unity RS Components, 22-24 |
| URS00022 | Unity RS Components, 25-30 |

Includes:

- Membrane
- Check valves
- Barb fittings
- Tube
- Tube fastener
- Heel pad

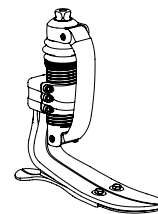


FOOT KITS APPLICABLE WITH UNITY

RE-FLEX SHOCK™ STANDARD PROFILE

MALE PYRAMID ATTACHMENT

PART#

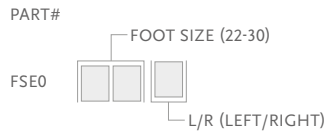


Caution: Due to restricted space with the Re-Flex Shock shock module and Unity, SSPE* kits allow for only 2 full turns of downwards adjustment from the tallest setting. Re-Flex Rotate modules can be set to any height within their designed limits.

RE-FLEX SHOCK™

COSMETIC FINISHING

FOOT COVER KIT, BEIGE AND BROWN*



Includes:

- Foot Cover
- Flex-Foot Sock
- Foot Cover Attachment

*Please specify when ordering brown covers, add "BR" to the end of the part number.

SPECTRA SOCKS

Used to cover the composite foot module to protect the foot and eliminate noise between foot module and foot shell.

| Part# | Description | Size | Colour |
|--------------|------------------------|-------|--------|
| FSEL60001 | Black Sock Small 1 pc | 22-25 | Black |
| FSEL60002 | Black Sock Large 1 pc | 26-30 | Black |
| FSEL60001-15 | Black Sock Small 15 pc | 22-25 | Black |
| FSEL60002-15 | Black Sock Large 15 pc | 26-30 | Black |



CHEETAH® XPLORE



Cheetah Xplore is a unique crossover foot prosthesis inspired by the original Cheetah design. Although primarily designed for everyday use, Cheetah Xplore allows the user to engage in various sports and activities. The foot combines high energy return and dynamic push-off with increased balance and stability, supporting amputees with an active lifestyle.



| User Information | |
|-------------------------|------------------------------|
| Amputation Level: | Transfemoral and Transtibial |
| Impact Level: | Moderate to Extreme |
| Maximum Patient Weight: | 147kg |



FULL LENGTH TOE LEVER



ACTIVE TIBIAL PROGRESSION



WATERPROOF



SPLIT TOE

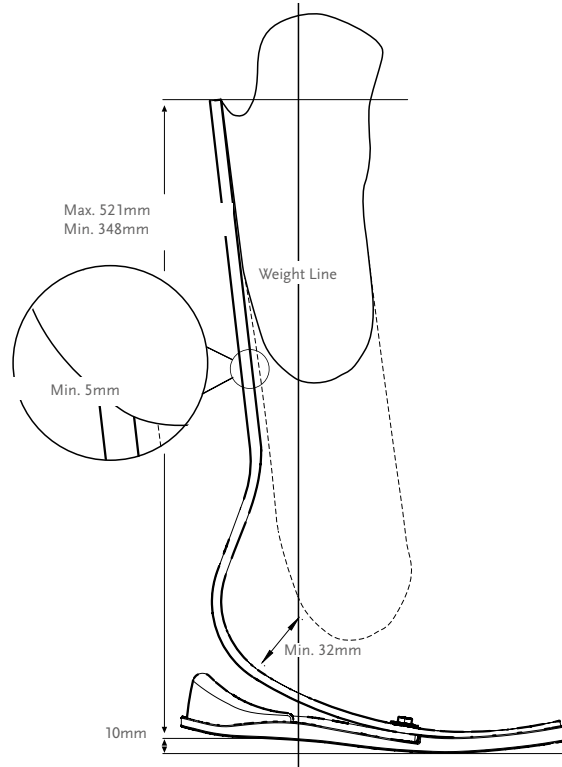
| Foot information | |
|--------------------------|--|
| Categories: | 1-9 |
| Sizes: | One Size Per Category |
| Weight of Foot (Cat. 5): | 646g |
| Build Height: | Max. height of the posterior brim: 521mm Min. height of the posterior brim: 348mm Min. clearance from the socket to the foot: 32mm |
| Adapter Options: | Lamination Connector |

CATEGORY SELECTION CHART

| Weight kg | 45-52 | 53-59 | 60-68 | 69-77 | 78-88 | 89-100 | 101-116 | 117-130 | 131-147 |
|-----------------------|-------|-------|-------|-------|-------|--------|---------|---------|---------|
| Moderate Impact Level | 1 | 2 | 3 | 4 | 5 | 6 | 7 | 8 | 9 |
| High Impact Level | 2 | 3 | 4 | 5 | 6 | 7 | 8 | 9 | N/A |

CHEETAH® XPLORE

CLEARANCE WITH DIRECT LAMINATION



KITS

CHEETAH XPLORE KIT*

| PART# | CATEGORY (1-9) |
|--------|----------------|
| FSX009 | |

Includes:

- Foot Module
- Foam Heel Counter
- Foam Sole
- +Pluseries Adhesives 215 ml - Composite 1 Minute

*Cheetah Xplore comes with +Pluseries composite 1 minute adhesive. The +Pluseries adhesive dispenser needs to be ordered separately. The Lamination connector may also be ordered separately with Cheetah Xplore.



CHEETAH® XPLORE

KITS

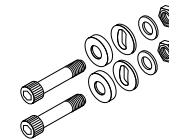
ATTACHMENT BOLT FOR LAMINATION CONNECTOR

| Part# | Description | Size | Cat. |
|----------|--|-------------------|------|
| CM130218 | Attachment Bolt for Lamination Connector | 5/16"-24 x 1 1/2" | 1-6 |
| CM130213 | Attachment Bolt for Lamination Connector | 3/8"-24 x 1 3/4" | 7-9 |



HARDWARE KIT FOR T CONNECTORS

| Part# | Length | Weight | Size | Cat. |
|----------|--------|--------|----------|------|
| CM100054 | 8mm | 108g | x 2-1/2" | 1-6 |
| CM100055 | 10mm | 144g | x 2-1/2" | 7-9 |

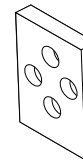


Includes:

- Bolts
- Nuts
- Spherical Washer
- Flat Washer

ALIGNMENT WEDGES

| Part# | Description | Cat. |
|----------|---------------------|------|
| CM140502 | Alignment Wedges 2° | ALL |
| CM140505 | Alignment Wedges 4° | ALL |
| CM140508 | Alignment Wedges 6° | ALL |
| CM140511 | Alignment Wedges 8° | ALL |



HEEL WEDGE KIT

For adjustment of heel stiffness and roll-over characteristics.

| Part# | Foot Size |
|----------|-----------|
| CM150011 | 22-30 |

Includes:

- 3 Wedges
- Adhesive



LAMINATION CONNECTOR KIT

| Part# | Description | Cat. |
|----------|----------------------|------|
| FSX50009 | Lamination Connector | 1-9 |

Includes:

- Connector
- Alignment Wedges (2°, 4°, 6°, 8°)
- Attachment Hardware
- Lamination Kit

CHEETAH® XPLORE

TOOLS

+PLUSERIES DISPENSER

| Part# | Description |
|----------|-----------------------------|
| FSX80016 | +Pluseries 215 ml Dispenser |



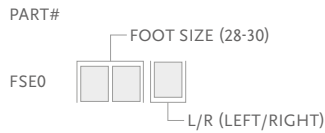
+PLUSERIES ADHESIVE

| Part# | Description |
|----------|---|
| FSX80015 | +Pluseries Adhesive 215 ml - Composite 1 Minute |
| FSX80017 | +Pluseries Mixing Nozzle Includes: 6 Mixing Nozzles |



COSMETIC FINISHING

FOOT COVER KIT, BEIGE AND BROWN*



Includes:

- Foot Cover
- Flex-Foot Sock
- Foot Cover Attachment

*Please specify when ordering brown covers, add "BR" to the end of the part number.

FLEX-FOOT SOCKS

Used to cover the composite foot module to protect the foot and eliminate noise between foot module and foot shell.

| Part# | Description | Size | Colour |
|--------------|------------------------|-------|--------|
| FSEL60002 | Black Sock Large 1 pc | 26-30 | Black |
| FSEL60002-15 | Black Sock Large 15 pc | 26-30 | Black |

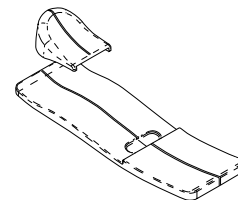


FOAM HEEL COUNTER AND SOLE

| Part# |
|----------|
| FSX60001 |

Includes:

- Foam Heel Counter
- Foam Sole



FLEX-FOOT BALANCE® WITH D/P FLEXION™

UNITY
COMPATIBLE



The Flex-Foot Balance is a comfortable multi-axial foot that combines proven durability and stability with comfort; leading to optimum patient compliance.

Flex-Foot Balance is also available with the D/P Flexion™ hydraulic ankle module. Flex-Foot Balance with D/P Flexion offers 9 degrees of dorsi and plantarflexion during stance phase to help improve stability on ramps and when transitioning from sitting to standing. Swing phase dorsiflexion is designed to reduce the risk of trips and falls—one of the main concerns of low active amputees. Plus, independent stiffness adjustment of dorsi- and plantarflexion enables you to customise performance for each amputee user. Please note that D/P Flexion is intended for low active amputees only.

Add our zero-build-height Unity pump module to create the only sleeveless elevated vacuum solution for less active users.



| User Information | |
|-------------------------|------------------------------|
| Amputation Level: | Transfemoral and Transtibial |
| Impact Level: | Low |
| Maximum Patient Weight: | 136kg |



FULL LENGTH TOE LEVER



MULTI-AXIAL GROUND COMPLIANCE



SANDAL TOE



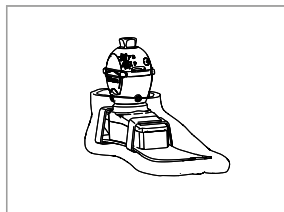
HYDRAULIC FLEXION

| Foot Information | |
|---------------------------|---------------------------------|
| Categories: | 0-5 |
| Sizes: | 21-28 |
| Weight of Foot: (Size 27) | 932g w/ Pyramid and Foot Cover |
| Build Height: (Size 27) | 138mm w/ Pyramid and Foot Cover |
| Heel Height: | 10mm |
| Adapter Options: | Male Pyramid |

| Unity System Information | |
|----------------------------|-------------------------------------|
| Unity Sizes: | 23-28 |
| Maximum Vacuum: | 23inHg (600mmHg) |
| Normal Operating Pressure: | -16inHg to -20inHg |
| Added System Weight: | 100g w/ Pump, Socket Valve and Tube |

ORDERING INFORMATION

FOR COMPLETE FOOT



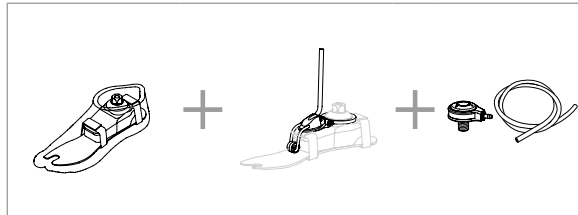
FLEX-FOOT BALANCE® WITH D/P FLEXION™

ORDERING INFORMATION

Please select the appropriate Unity Pump Module kit according to foot module size when placing an order and Unity will come preassembled on the foot. For extra convenience and system compatibility, Unity Valve Kits are highly recommended as a means of connecting to the socket.

For liner selection charts and item numbers please refer to the appropriate Icross Seal-In page.

FOR COMPLETE FOOT WITH UNITY

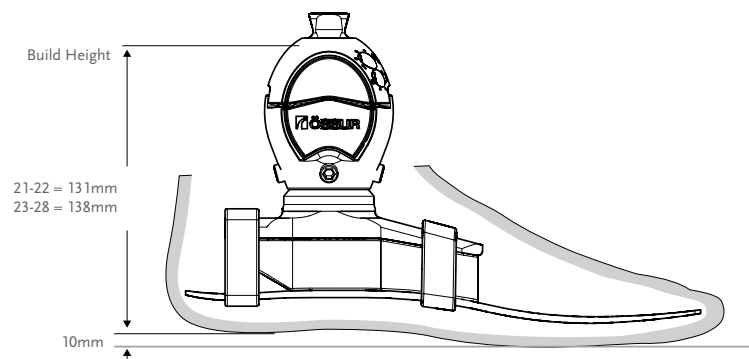


CATEGORY SELECTION CHART

| Weight kg | 36-44 | 45-61 | 62-80 | 81-97 | 98-114 | 115-136 |
|-----------|-------|-------|-------|-------|--------|---------|
| 21 | 0 | 1 | N/A | N/A | N/A | N/A |
| 22 | 0 | 1 | N/A | N/A | N/A | N/A |
| 23 | 0 | 1 | 2 | N/A | N/A | N/A |
| 24 | 0 | 1 | 2 | N/A | N/A | N/A |
| 25 | N/A | 1 | 2 | 3 | 4 | 5 |
| 26 | N/A | 1 | 2 | 3 | 4 | 5 |
| 27 | N/A | N/A | 2 | 3 | 4 | 5 |
| 28 | N/A | N/A | 2 | 3 | 4 | 5 |

NOTE: The above categories apply only to Flex-Foot Balance with or without D/P Flexion

CLEARANCE



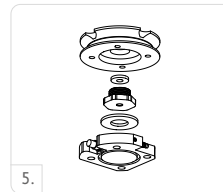
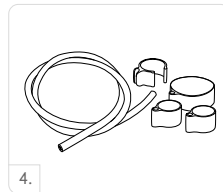
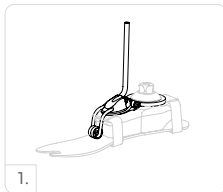
*Note. Flex-Foot Balance with D/P Flexion with Unity has the same build height as Flex-Foot Balance with D/P Flexion.

FLEX-FOOT BALANCE® WITH D/P FLEXION™

UNITY

UNITY KITS

| Picture | Part# | Description | Applicable Foot Kits |
|---------|----------|---------------------------------|------------------------------|
| 1 | UKB0026 | Unity Pump Module K2P-FBP 23-26 | Flex-Foot Balance Size 23-26 |
| 1 | UKB0028 | Unity Pump Module K2P-FBP 27-28 | Flex-Foot Balance Size 27-28 |
| 2 | UTT0001 | Unity TT Valve Kit | All |
| 3 | UTF0001 | Unity TF Valve Kit | All |
| 4 | UTF0006 | Unity TF Tube Kit | All |
| 5 | L-544611 | Icelock 544 Kit Unity | All |



UNITY SPARE COMPONENTS

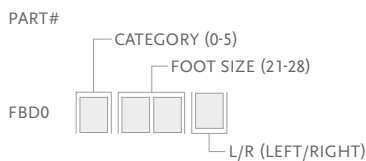
| Part# | Description |
|----------|-------------------------|
| UKB00021 | Unity Components, 23-28 |

Includes:

- Membrane
- Check valves
- Barb fittings
- Tube
- Tube fastener

KITS

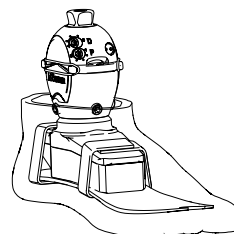
FLEX-FOOT BALANCE WITH D/P FLEXION



Includes:

- Foot Module with D/P Flexion
- Removable Foot Cover* with a Flex-Foot Sock

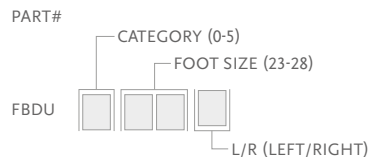
*For Flex-Foot Balance with D/P flexion with brown foot cover add a "BR" suffix to the part#



FLEX-FOOT BALANCE® WITH D/P FLEXION™

FOOT KITS APPLICABLE WITH UNITY

UNITY FOR FLEX-FOOT BALANCE WITH D/P FLEXION



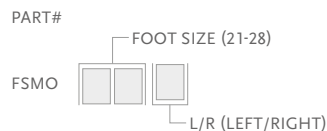
Includes:

- Foot Module with D/P Flexion
- Removable Foot Cover* with a Flex-Foot Sock

*For Flex-Foot Balance with D/P flexion with brown foot cover add a "BR" suffix to the part#

COSMETIC FINISHING

FOOT COVER KIT, BEIGE AND BROWN*



*For Flex-Foot Balance with brown foot cover add a "BR" suffix to the part#

Includes:

- Foot Cover
- Flex-Foot Sock
- Foot Cover Attachment

FLEX-FOOT SOCKS

Used to cover the composite foot module to protect the foot and eliminate noise between foot module and foot shell.

| Part# | Description | Size | Colour |
|----------|--------------------|-------|--------|
| FCX63022 | FF Sock Small 1 pc | 22-25 | Black |
| FCX63025 | FF Sock Large 1 pc | 26-30 | Black |



FLEX-FOOT® BALANCE

UNITY
COMPATIBLE



The Flex-Foot Balance is a comfortable multi-axial foot that combines proven durability and stability with comfort; leading to optimum patient compliance.

Its full length toe lever and multi-axial design offer a smooth transition from heel strike to toe off that is absent in most competitively priced feet.

Unity for Flex-Foot Balance is available either pre-fit with a new foot or as a retrofit option. Used in combination with Iceross® Seal-In® liners, Unity provides advanced vacuum suspension for the socket during ambulation, without the constraints of an external sleeve. It adds minimal weight to the existing prosthesis and its simple mechanical design means there are no batteries to worry about. Reliable, effective and easy to use, it is designed to enhance user acceptance and mobility.



| User Information | |
|-------------------------|------------------------------|
| Amputation Level: | Transfemoral and Transtibial |
| Impact Level: | Low |
| Maximum Patient Weight: | 136kg |



FULL LENGTH TOE LEVER



MULTI-AXIAL GROUND COMPLIANCE



SANDAL TOE

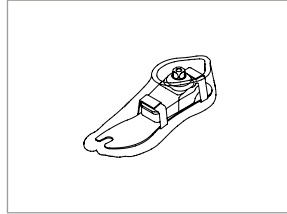
| Foot Information | |
|---------------------------|--------------------------------|
| Categories: | 0-5 |
| Sizes: | 21-28 |
| Weight of Foot: (Size 27) | 594g w/ Pyramid and Foot Cover |
| Build Height: (Size 27) | 62mm w/ Pyramid and Foot Cover |
| Heel Height: | 10mm |
| Adapter Options: | Male Pyramid |

| Unity System Information | |
|----------------------------|-------------------------------------|
| Unity Sizes: | 23-28 |
| Maximum Vacuum: | -23inHg (-600mmHg) |
| Normal Operating Pressure: | -16-20 inHg |
| Added System Weight: | 100g w/ Pump, Socket Valve and Tube |

FLEX-FOOT® BALANCE

ORDERING INFORMATION

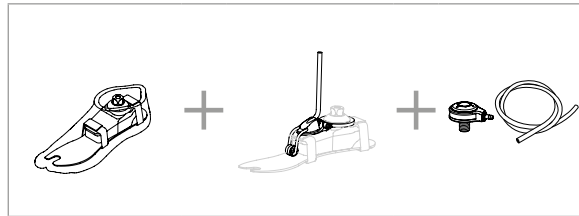
FOR COMPLETE FOOT



Please select the appropriate Unity Pump Module kit according to foot module size when placing an order and Unity will come preassembled on the foot. For extra convenience and system compatibility, Unity Valve Kits are highly recommended as a means of connecting to the socket.

For liner selection charts and item numbers please refer to the appropriate Iceross Seal-In page.

FOR COMPLETE FOOT WITH UNITY



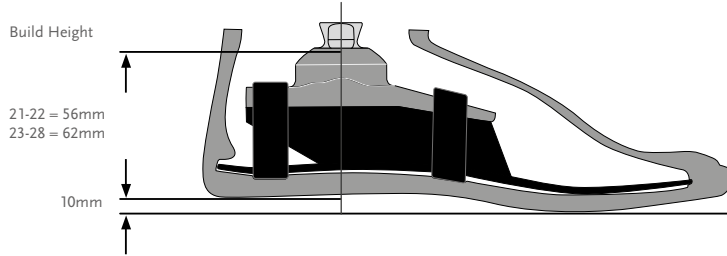
CATEGORY SELECTION CHART

| Weight kg | 36-44 | 45-61 | 62-80 | 81-97 | 98-114 | 115-136 |
|-----------|-------|-------|-------|-------|--------|---------|
| 21 | 0 | 1 | N/A | N/A | N/A | N/A |
| 22 | 0 | 1 | N/A | N/A | N/A | N/A |
| 23 | 0 | 1 | 2 | N/A | N/A | N/A |
| 24 | 0 | 1 | 2 | N/A | N/A | N/A |
| 25 | N/A | 1 | 2 | 3 | 4 | 5 |
| 26 | N/A | 1 | 2 | 3 | 4 | 5 |
| 27 | N/A | N/A | 2 | 3 | 4 | 5 |
| 28 | N/A | N/A | 2 | 3 | 4 | 5 |

NOTE: The above categories apply only to Flex-Foot Balance

FLEX-FOOT® BALANCE

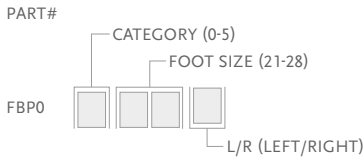
CLEARANCE



Note. Flex-Foot Balance with Unity has the same build height as Flex-Foot Balance.

KITS

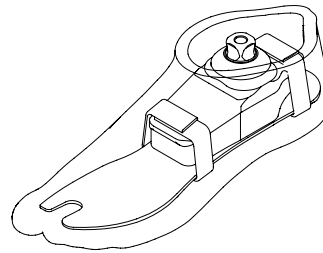
FLEX-FOOT BALANCE MALE PYRAMID



Includes:

- Foot Module with a Male Pyramid Adapter
- Removable Foot Cover* with a Flex-Foot Sock

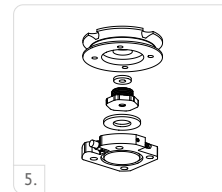
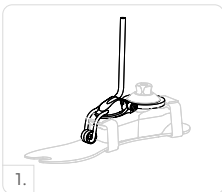
*For Flex-Foot Balance with brown foot cover add a "BR" suffix to the part#



UNITY

UNITY KITS

| Picture | Part# | Description | Applicable Foot Kits |
|---------|----------|---------------------------------|------------------------------|
| 1 | UKB0026 | Unity Pump Module K2P-FBP 23-26 | Flex-Foot Balance Size 23-26 |
| 1 | UKB0028 | Unity Pump Module K2P-FBP 27-28 | Flex-Foot Balance Size 27-28 |
| 2 | UTT0001 | Unity TT Valve Kit | All |
| 3 | UTF0001 | Unity TF Valve Kit | All |
| 4 | UTF0006 | Unity TF Tube Kit | All |
| 5 | L-544611 | Icelock 544 Kit Unity | All |



FLEX-FOOT® BALANCE

SPARE COMPONENTS

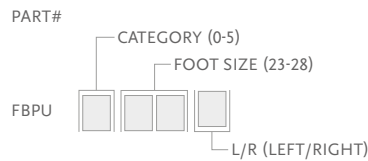
| Part# | Description |
|----------|-------------------------|
| UKB00021 | Unity Components, 23-28 |

Includes:

- Membrane
- Check valves
- Barb fittings
- Tube
- Tube fastener

FOOT KITS APPLICABLE WITH UNITY

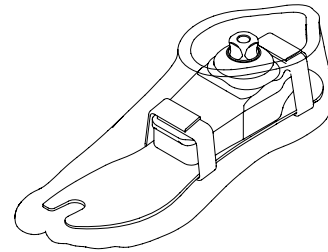
FLEX-FOOT BALANCE MALE PYRAMID



Includes:

- Foot Module with a Male Pyramid Adapter
- Removable Foot Cover* with a Flex-Foot Sock

*For Flex-Foot Balance with brown foot cover add a "BR" suffix to the part#
 Note: Unity will come preassembled on the foot if ordered with FBPU

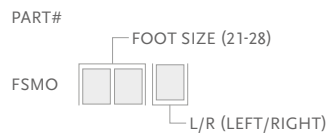


UNITY CATEGORY SELECTION CHART

| Weight kg | 36-44 | 45-61 | 62-80 | 81-97 | 98-114 | 115-136 |
|-----------|-------|-------|-------|-------|--------|---------|
| 23 | 0 | 1 | 2 | N/A | N/A | N/A |
| 24 | 0 | 1 | 2 | N/A | N/A | N/A |
| 25 | N/A | 1 | 2 | 3 | 4 | 5 |
| 26 | N/A | 1 | 2 | 3 | 4 | 5 |
| 27 | N/A | N/A | 2 | 3 | 4 | 5 |
| 28 | N/A | N/A | 2 | 3 | 4 | 5 |

NOTE: The above categories apply only to Flex-Foot Balance

FOOT COVER KIT, BEIGE AND BROWN*



*For Flex-Foot Balance with brown foot cover add a "BR" suffix to the part#

Includes:

- Foot Cover
- Flex-Foot Sock
- Foot Cover Attachment

FLEX-FOOT SOCKS

Used to cover the composite foot module to protect the foot and eliminate noise between foot module and foot shell.

| Part# | Description | Size | Colour |
|----------|--------------------|-------|--------|
| FCX63022 | FF Sock Small 1 pc | 22-25 | Black |
| FCX63025 | FF Sock Large 1 pc | 26-30 | Black |



BALANCE™ FOOT J



Balance Foot J is designed to meet the needs of slower speed walkers. It is lightweight with a heel that provides stability and cushioning at heel strike. Together with the full-length keel the Balance J provides excellent stability and support.

Unity for Balance Foot J is a sleeveless vacuum suspension system designed to stabilise volume fluctuations and maintain comfortable socket fit throughout the day. It is specifically designed for the low active user and in combination with Seal-In technology, it provides secure suspension and volume management. The lightweight foot provides stability and cushioning at heel strike and the full-length keel excellent stability and support dynamics without the restricting effect of an external suspension sleeve. Unity adds minimal weight, no extra build height to the prosthesis and does not interfere with the foot module dynamics.



| User Information | |
|-------------------------|------------------------------|
| Amputation Level: | Transfemoral and Transtibial |
| Impact Level: | Low |
| Maximum Patient Weight: | 136kg |



FULL LENGTH TOE LEVER



ACTIVE TIBIAL PROGRESSION



WEATHERPROOF

| Foot Information | |
|-----------------------------------|--------------------------------------|
| Categories: | 1-5 |
| Sizes: | 22-30 |
| Weight of Foot: (Size 27, Cat. 2) | 502g w/ Pyramid and Foot Cover |
| Build Height: (Size 27) | 125mm w/ Male Pyramid and Foot Cover |
| Adapter Options: | Male Pyramid |

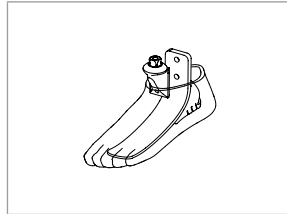
| Unity System Information | |
|----------------------------|-------------------------------------|
| Maximum Vacuum: | -23inHg (-600mmHg) |
| Normal Operating Pressure: | -15-18 inHg |
| Added System Weight: | 104g w/ Pump, Socket Valve and Tube |



BALANCE™ FOOT J

ORDERING INFORMATION

FOR COMPLETE FOOT



Please select the appropriate Unity Pump Module kit according to foot module size when placing an order and Unity will come preassembled on the foot. For extra convenience and system compatibility, Unity Valve Kits are highly recommended as a means of connecting to the socket.

For liner selection charts and item numbers please refer to the appropriate Iceross Seal-In page.

FOR COMPLETE FOOT WITH UNITY

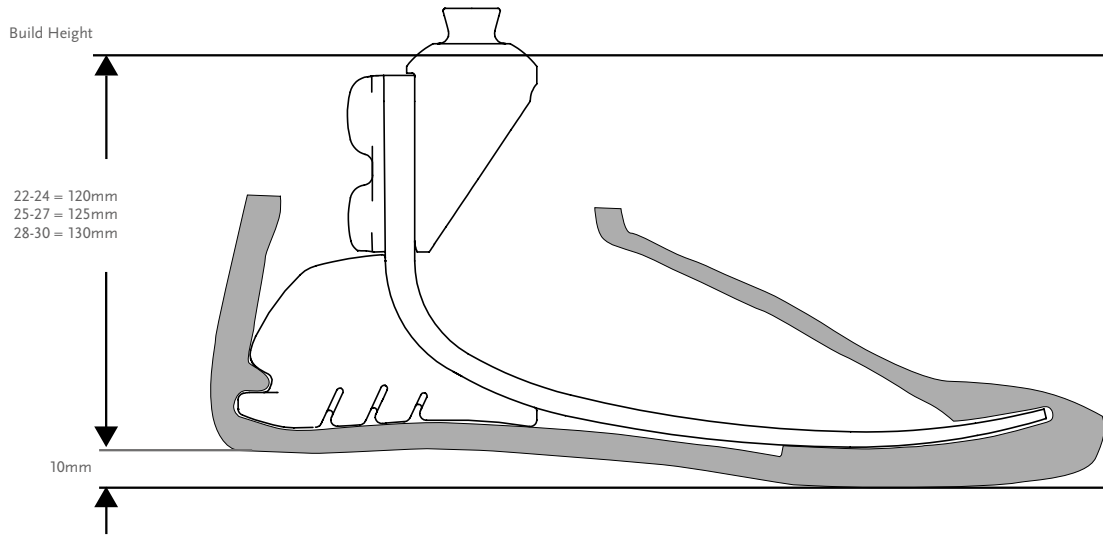


CATEGORY SELECTION CHART

| Weight kg | 45-61 | 62-80 | 81-97 | 98-114 | 115-136 |
|-----------|-------|-------|-------|--------|---------|
| 22 | 1 | 2 | N/A | N/A | N/A |
| 23 | 1 | 2 | 3 | 4 | N/A |
| 24 | 1 | 2 | 3 | 4 | N/A |
| 25 | 1 | 2 | 3 | 4 | 5 |
| 26 | 1 | 2 | 3 | 4 | 5 |
| 27 | 1 | 2 | 3 | 4 | 5 |
| 28 | N/A | 2 | 3 | 4 | 5 |
| 29 | N/A | N/A | 3 | 4 | 5 |
| 30 | N/A | N/A | N/A | 4 | 5 |

BALANCE™ FOOT J

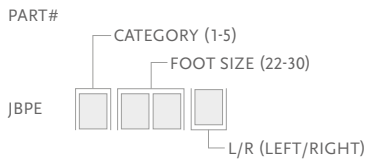
CLEARANCE



*Note: Balance Foot J with Unity has the same build height as Balance Foot J.

KITS

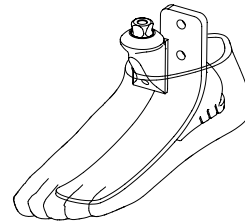
BALANCE FOOT J WITH MALE PYRAMID



Includes:

- Foot Module with Male Pyramid
- Foot Cover Kit*

*For Balance Foot J with brown foot cover, add "BR" to the part#.



COMPONENTS

MALE PYRAMID ADAPTER WITH BOLTS

| Part# | Cat. | Weight |
|----------|------|--------|
| SFX00165 | 1-5 | 158g |

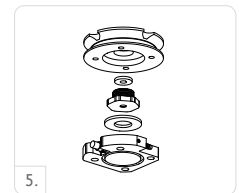


BALANCE™ FOOT J

UNITY

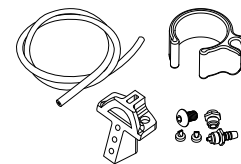
UNITY KITS

| Picture | Part# | Description | Applicable Foot Kits |
|---------|----------|---------------------------|---------------------------|
| 1 | UFA0024 | FAP-JBP Unity Pump S22-24 | Balance Foot J Size 22-24 |
| 1 | UFA0027 | FAP-JBP Unity Pump S25-27 | Balance Foot J Size 25-27 |
| 1 | UFA0030 | FAP-JBP Unity Pump S28-30 | Balance Foot J Size 28-30 |
| 2 | UTT0001 | Unity TT Valve Kit | All |
| 3 | UTF0001 | Unity TF Valve Kit | All |
| 4 | UTF0006 | Unity TF Tube Kit | All |
| 5 | L-544611 | Icelock 544 Kit Unity | All |



UNITY SPARE COMPONENTS

| Part# | Description |
|----------|--------------------------------|
| UFA00021 | Unity FAP-JBP Components 22-24 |
| UFA00022 | Unity FAP-JBP Components 25-27 |
| UFA00023 | Unity FAP-JBP Components 28-30 |



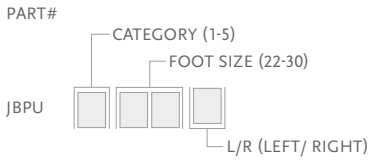
Includes:

- Pump Blade
- Membrane
- Barb Fittings
- Check valves
- Mounting Screw
- Tube
- Loctite
- Tube clamp

BALANCE™ FOOT J

FOOT KITS APPLICABLE WITH UNITY

BALANCE FOOT J WITH MALE PYRAMID



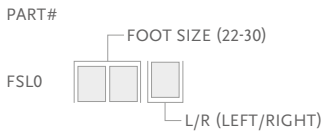
Includes:

- Foot Module with Male Pyramid
- Foot Cover Kit*

*For Balance Foot J with brown foot cover, add "BR" to the part#.

COSMETIC FINISHING

FOOT COVER KIT, BEIGE AND BROWN*



Includes:

- Foot Cover Kit
- Foot Cover Attachment
- Flex-Foot Sock

*Please specify when ordering brown covers, add "BR" to the end of the part number.

FLEX-FOOT SOCKS

Used to cover the composite foot module to protect the foot and eliminate noise between foot module and foot shell.



| Part# | Description | Size | Colour |
|-------------|----------------------|-------|--------|
| FCX63022 | FF Sock Small 1 pc | 22-25 | Black |
| FCX63025 | FF Sock Large 1 pc | 26-30 | Black |
| FCX63022-15 | FF Sock Small 15 pcs | 22-25 | Black |
| FCX63026-15 | FF Sock Large 15 pcs | 26-30 | Black |

FLEX-FOOT ASSURE®

UNITY
COMPATIBLE



Flex-Foot Assure is an first prosthesis, or a more permanent option for low active users. Designed specifically for slower walkers, Flex-Foot Assure incorporates an active heel combined with a full-length keel that work together to protect the vulnerable sound limb. The proven design and simple fit of Assure allows basic ambulators to take advantage of premium technology matched to their needs.

Unity for Flex-Foot Assure is a sleeveless vacuum suspension system designed to stabilize volume fluctuations and maintain comfortable socket fit throughout the day. It is specifically designed for the low to moderate active user and in combination with Seal-In technology, it provides secure suspension and volume management. Unity adds minimal weight, no extra build height to the prosthesis and does not interfere with the foot module dynamics.



| User information | |
|-------------------------|------------------------------|
| Amputation Level: | Transfemoral and Transtibial |
| Impact Level: | Low |
| Maximum Patient Weight: | 136kg |



FULL LENGTH TOE LEVER



ACTIVE TIBIAL PROGRESSION



WATERPROOF*



WEATHERPROOF**

* Flex-Foot Assure with tube kit

** Flex-Foot Assure with pyramid

| Foot Information | |
|---------------------------|---------------------------------|
| Categories: | 1-5 |
| Sizes: | 19-30 |
| Weight of Foot: (Size 27) | 544g w/ Pyramid and Foot Cover |
| Build Height: (Size 27) | 125mm w/ Pyramid and Foot Cover |
| Heel Height: | 10mm |
| Adapter Options: | Male Pyramid or Fiberglass Tube |

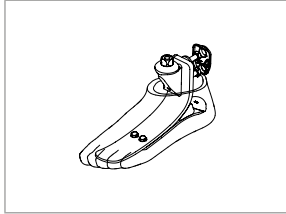
| Unity System Information | |
|----------------------------|-------------------------------------|
| Foot Sizes: | 22-30 |
| Maximum Vacuum: | 23inHg (600mmHg) |
| Normal Operating Pressure: | -15inHg to -18inHg |
| Added System Weight: | 104g w/ Pump, Socket Valve and Tube |

OSSUR FEET

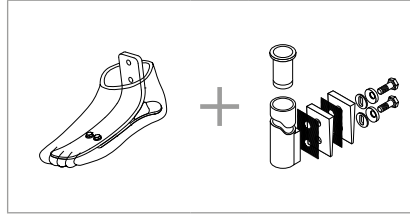
FLEX-FOOT ASSURE®

ORDERING INFORMATION

FOR COMPLETE FOOT



FOR COMPLETE FOOT WITH TUBE



Please select the appropriate Unity Pump Module kit according to foot module size when placing an order and Unity will come preassembled on the foot. For extra convenience and system compatibility, Unity Valve Kits are highly recommended as a means of connecting to the socket.

For liner selection charts and item numbers please refer to the appropriate Icross Seal-In page.

FOR COMPLETE FOOT



CATEGORY SELECTION CHART

| Weight kg | 45-61 | 62-80 | 81-97 | 98-114 | 115-136 |
|-----------|-------|-------|-------|--------|---------|
| 19-20** | 1 | 2 | N/A | N/A | N/A |
| 21-22** | 1 | 2 | N/A | N/A | N/A |
| 23-24 | 1 | 2 | 3 | 4 | N/A |
| 25-26 | 1 | 2 | 3 | 4 | 5 |
| 27-28 | 1 | 2 | 3 | 4 | 5 |
| 29-30 | N/A | 2 | 3 | 4 | 5 |

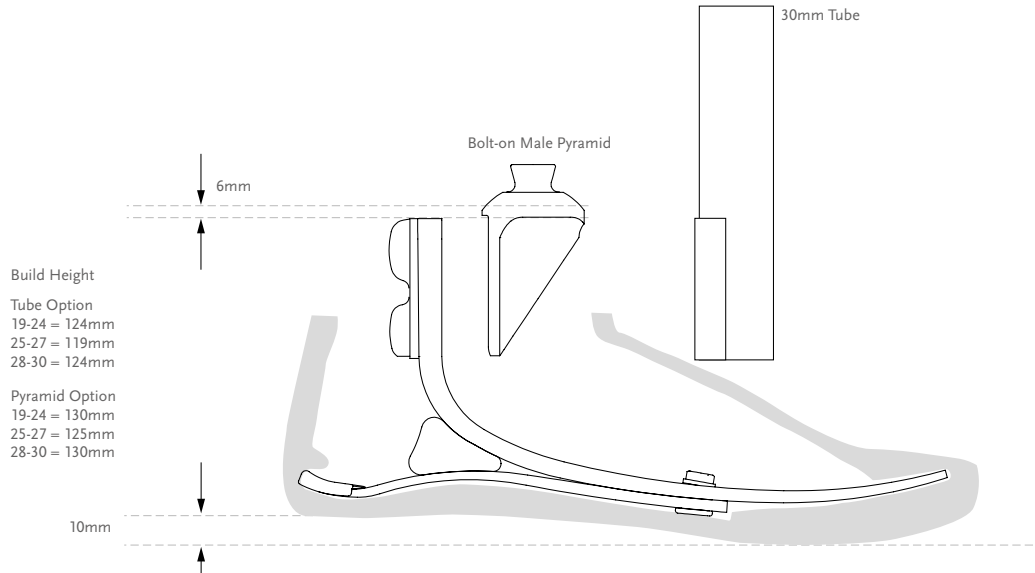
NOTE: The above categories apply only to Flex-Foot Assure

*All sizes not available for each category

**Unity for Flex-Foot Assure is available from sizes 22 and in all categories.

FLEX-FOOT ASSURE®

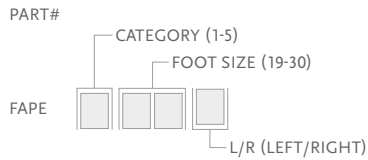
CLEARANCE



*Note: Flex-Foot Assure with Unity has the same build height as Flex Foot Assure with a Pyramid Option.

KITS

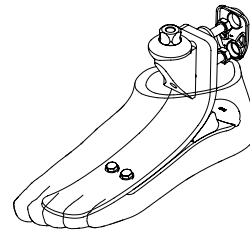
FLEX-FOOT ASSURE KIT WITH MALE PYRAMID



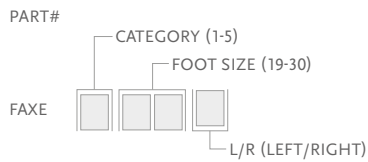
Includes:

- Foot Module with Male Pyramid
- Foot Cover Kit*

*For Flex-Foot Assure with brown foot cover, add "BR" to the part#.



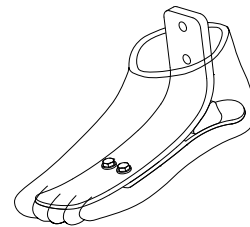
FLEX-FOOT ASSURE KIT WITHOUT ADAPTER



Includes:

- Foot Module
- Foot Cover Kit*

*For Flex-Foot Assure with brown foot cover, add "BR" to the part#.

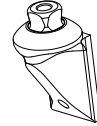


FLEX-FOOT ASSURE®

COMPONENTS

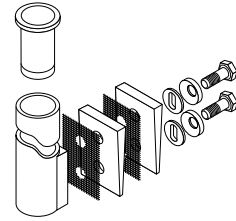
MALE PYRAMID ADAPTER WITH BOLTS

| Part# | Cat. | Weight |
|----------|------|--------|
| SFX00165 | ALL | 158g |



30MM FIBERGLASS TUBE KIT

| Part# | Cat. | Wall | Thickness | Length | Weight |
|----------|-------|------|-----------|--------|--------|
| SFX00001 | Red | 1-3 | 3mm | 279mm | 292g |
| SFX00002 | Red | 1-3 | 3mm | 381mm | 333g |
| SFX00003 | Green | 4-5 | 4mm | 279mm | 331g |
| SFX00004 | Green | 4-5 | 4mm | 381mm | 401g |

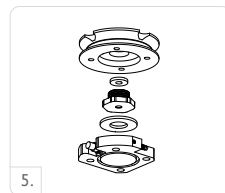


Includes:

- Tube Insert (cat. 4-5)
- Bolts (5/16" UNF)
- Spherical Washers
- Friction Pads
- Loctite 410
- Alignment Wedges

UNITY KITS

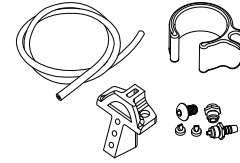
| Picture | Part# | Description | Applicable Foot Kits |
|---------|----------|-----------------------|-----------------------------|
| 1 | UFA0024 | Unity Pump S22-24 | Flex-Foot Assure Size 22-24 |
| 1 | UFA0027 | Unity Pump S25-27 | Flex-Foot Assure Size 25-27 |
| 1 | UFA0030 | Unity Pump S28-30 | Flex-Foot Assure Size 28-30 |
| 2 | UTT0001 | Unity TT Valve Kit | All |
| 3 | UTF0001 | Unity TF Valve Kit | All |
| 4 | UTF0006 | Unity TF Tube Kit | All |
| 5 | L-544611 | Icelock 544 Kit Unity | All |



FLEX-FOOT ASSURE®

SPARE COMPONENTS

| Part# | Description |
|----------|------------------------|
| UFA00021 | Unity Components 22-24 |
| UFA00022 | Unity Components 25-27 |
| UFA00023 | Unity Components 28-30 |

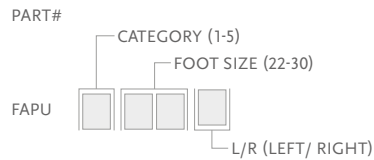


Includes:

- Pump Blade
- Membrane
- Barb Fittings
- Check valves
- Mounting Screw
- Tube
- Loctite
- Tube clamp

FOOT KITS APPLICABLE WITH UNITY

FLEX-FOOT ASSURE WITH MALE PYRAMID



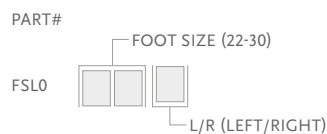
Includes:

- Foot Module with Male Pyramid
- Foot Cover Kit*

*For Flex-Foot Assure with brown foot cover, add "BR" to the part#.

COSMETIC FINISHING

FOOT COVER KIT, BEIGE AND BROWN*



Includes:

- Foot Cover Kit
- Foot Cover Attachment

NOTE: For sizes 19-21, use FCX0* instead of FSL0*

*For Flex-Foot Assure with brown foot cover, add "BR" to the part#.

FLEX-FOOT SOCKS

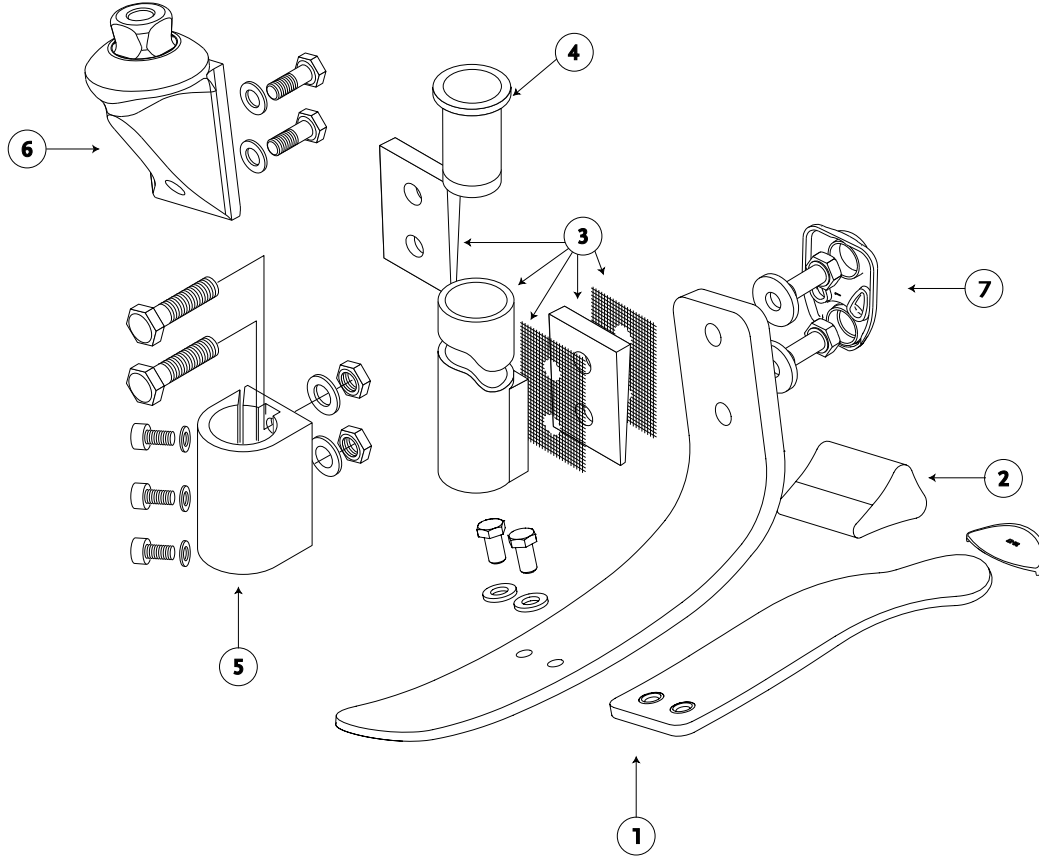
Used to cover the composite foot module to protect the foot and eliminate noise between foot module and foot shell.

| Part# | Description | Size | Colour |
|-------------|----------------------|-------|--------|
| FCX63022 | FF Sock Small 1 pc | 22-25 | Black |
| FCX63025 | FF Sock Large 1 pc | 26-30 | Black |
| FCX63022-15 | FF Sock Small 15 pcs | 22-25 | Black |
| FCX63026-15 | FF Sock Large 15 pcs | 26-30 | Black |



FLEX-FOOT ASSURE®

DIAGRAM



| | Description |
|----|-----------------------------|
| 1. | Foot Module |
| 2. | Foam Wedge |
| 3. | 30mm Fiberglass Tube Kit |
| 4. | Tube Insert for SF5-SF6 |
| 5. | 30mm Alignment Fitting Tool |
| 6. | Male Pyramid |
| 7. | Attachment Bolts |

FLEX-SYMES™



Extremely low build height with a Carbon-X® Active Heel and alignment options.

The Flex-Symes foot design is a carbon foot module connected to an actively deflecting carbon heel. The improved alignment adapter now offers angulation and adjustments in ML / AP planes.

Flex-Symes is specifically designed for people with Symes and Pirogoff or long transtibial amputations..



| User Information | |
|-------------------------|-----------------------|
| Amputation Level: | Ankle Disarticulation |
| Impact Level: | Low to High |
| Maximum Patient Weight: | 166kg |



FULL LENGTH
TOE LEVER



SPLIT TOE



WEATHERPROOF

| Foot Information | |
|---------------------------|---|
| Categories: | Size 22-24; Cat. 1-6 / Size 27-30; Cat. 1-9 |
| Sizes: | 22-30 |
| Weight of Foot: (Size 27) | 528 g w/ Foot Cover |
| Build Height: (Size 27) | 60mm) w/ Foot Cover |
| Heel Height: | 10mm |
| Adapter Options: | Direct Lamination Adapter |

ORDERING INFORMATION

FOR COMPLETE FOOT WITH SOCKET ADAPTER



FOR COMPLETE FOOT WITHOUT ADAPTER

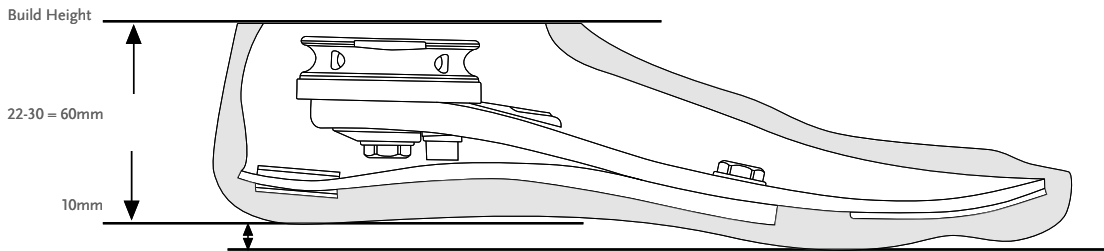


CATEGORY SELECTION CHART

| Weight kg | 45-52 | 53-59 | 60-68 | 69-77 | 78-88 | 89-100 | 101-116 | 117-130 | 131-147 | 148-166 |
|-----------------------|-------|-------|-------|-------|-------|--------|---------|---------|---------|---------|
| Low Impact Level | 1 | 1 | 2 | 3 | 4 | 5 | 6 | 7 | 8 | 9 |
| Moderate Impact Level | 1 | 2 | 3 | 4 | 5 | 6 | 7 | 8 | 9 | N/A |
| High Impact Level | 2 | 3 | 4 | 5 | 6 | 7 | 8 | 9 | N/A | N/A |

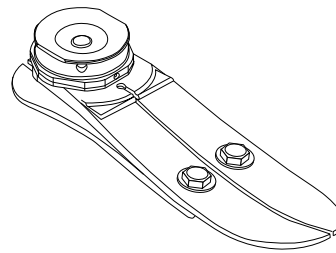
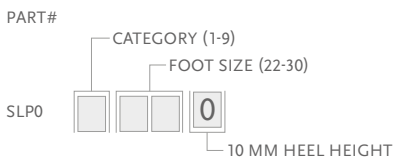
FLEX-SYMES™

CLEARANCE



KITS

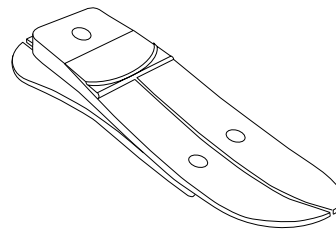
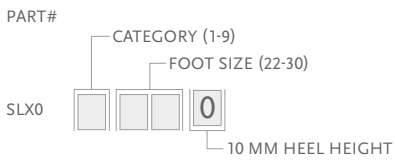
FLEX-SYMES WITH SOCKET ADAPTER



Includes:

- Carbon foot module with heel
- 2 Circular alignment wedges
- 2 Alignment pins
- 1 Anti-rotation bolt
- Washer
- Loctite 410
- Epoxy potting
- Socket adapter

FLEX-SYMES WITHOUT ADAPTER

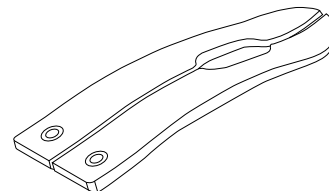
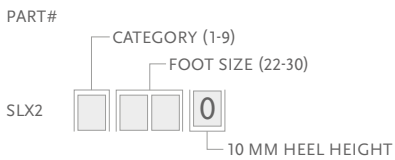


Includes:

- Carbon foot module with heel

COMPONENTS

HEEL MODULE

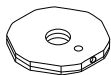


FLEX-SYMES™

COMPONENTS

ALIGNMENT DISC KIT

| Part# | Foot Size | Cat. |
|----------|-----------|------|
| SLP30001 | 22-24 | 1-6 |
| SLP30002 | 25-27 | 1-6 |
| SLP30003 | 28-30 | 1-6 |
| SLP30004 | 25-27 | 7-9 |
| SLP30005 | 28-30 | 7-9 |

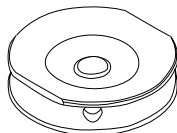


Includes:

- 2 Circular alignment wedges
- 2 Alignment pins
- 1 Anti rotation bolt
- Washer
- Loctite 410

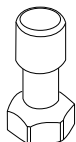
SOCKET ADAPTER WITH INSERT

| Part# | Cat. | Foot Size |
|----------|------|-----------|
| SLX50001 | 1-6 | 22-24 |
| SLX50002 | 1-6 | 25-27 |
| SLX50003 | 1-6 | 28-30 |
| SLX50004 | 7-9 | 25-27 |
| SLX50005 | 7-9 | 28-30 |



CENTRAL BOLTS

| Part# | Foot Size | Bolt Size | Cat. |
|----------|-----------|-----------|------|
| SLX30021 | 22-27 | M12 | 1-6 |
| SLX30022 | 25-27 | M14 | 7-9 |
| SLX30022 | 28-30 | M14 | 1-6 |
| SLX30023 | 28-30 | M16 | 7-9 |



HEEL WEDGE KIT

| Part# | Foot Size | Cat. |
|----------|-----------|------|
| CM150011 | 22-30 | 1-9 |



Includes:

- 3 Wedges
- Adhesive

LAMINATION KIT

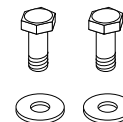
| Part# | Foot Size | Cat. |
|----------|-----------|------|
| SLP30011 | 22-24 | 1-6 |
| SLP30012 | 25-27 | 1-6 |
| SLP30013 | 28-30 | 1-6 |
| SLP30014 | 25-27 | 7-9 |
| SLP30015 | 28-30 | 7-9 |

Includes:

- Socket adapter with insert
- Epoxy potting

HEEL FASTENER HARDWARE KIT

| Part# | Length | Size | Cat. |
|----------|--------|------|------|
| CM150004 | 18mm | 6mm | 1-6 |
| CM150005 | 18mm | 8mm | 7-9 |

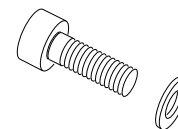


Includes:

- Bolt
- Washer

ANTI-ROTATION BOLT KIT

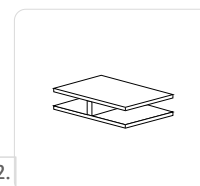
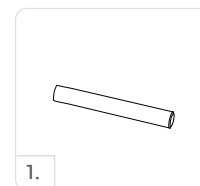
| Part# | Foot Size | Bolt Size |
|----------|-----------|-----------|
| SLX30005 | 22-27 | M6 |
| SLX30007 | 28-30 | M8 |



Includes:

- Bolt
- Washer

| Picture | Part# | Description |
|---------|----------|---------------|
| 1. | SLX30006 | Alignment Pin |
| 2. | CM140003 | Heel Divider |
| | CM160009 | Potting Epoxy |

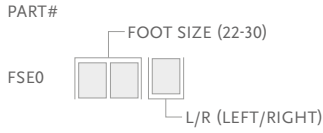


OSSUR FEET

FLEX-SYMES™

COSMETIC FINISHING

FOOT COVER KIT, BEIGE AND BROWN*



Includes:

- Foot Cover*
- Attachment Plate
- Flex Foot Sock

*Please specify when ordering brown covers add "BR" to the part#.

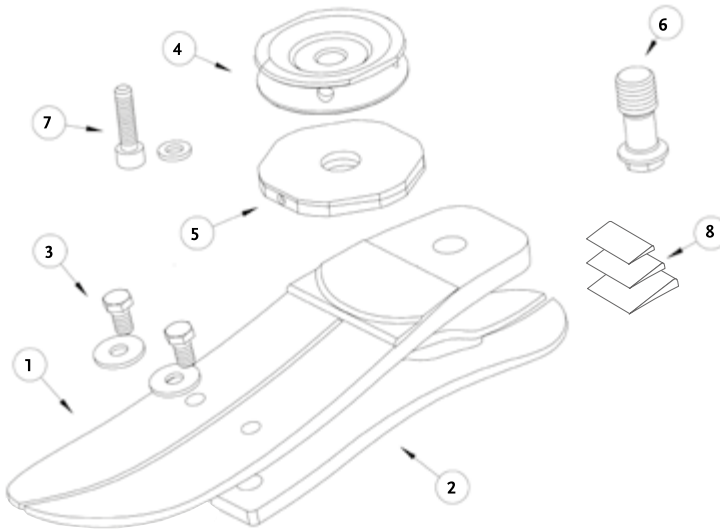
FLEX-FOOT SOCKS

Used to cover the composite foot module to protect the foot and eliminate noise between foot module and foot shell.

| Part# | Description | Size | Colour |
|--------------|------------------------|-------|--------|
| FSEL60001 | Black Sock Small 1 pc | 22-25 | Black |
| FSEL60002 | Black Sock Large 1 pc | 26-30 | Black |
| FSEL60001-15 | Black Sock Small 15 pc | 22-25 | Black |
| FSEL60002-15 | Black Sock Large 15 pc | 26-30 | Black |



DIAGRAM



| | Description | | Description |
|----|----------------------------|----|------------------------|
| 1. | Foot Module | 5. | Alignment Disc Kit |
| 2. | Heel | 6. | Central Bolt |
| 3. | Heel Fastener Hardware Kit | 7. | Anti-Rotation Bolt Kit |
| 4. | Socket Adapter | 8. | Heel Wedge Kit |

CHOPART



This 100% carbon keel is designed to be a flexible and durable solution for the longest amputation levels and partial foot prostheses.

Includes a 10mm heel height for compatibility with standard Flex-Foot shells and low-heel shoes.

Chopart is specifically designed for people with chopart amputations as well as lisfranc, pirogoff, boyd and partial foot prostheses.



| User Information | |
|-------------------------|---|
| Amputation Level: | Transtibial Amputees Lisfranc, Pirogoff, Boyd and Partial Foot Amputees |
| Impact Level: | Low to High |
| Maximum Patient Weight: | 147kg |

| Foot Information | |
|---------------------------|-------|
| Categories: | 1-8 |
| Sizes: | 22-30 |
| Weight of Foot: (Size 27) | 94g |
| Build Height: (Size 27) | 6mm |




FULL LENGTH TOE LEVER



WATERPROOF

ORDERING INFORMATION

FOR COMPLETE FOOT



CATEGORY SELECTION CHART

| Weight kg | 45-52 | 53-59 | 60-68 | 69-77 | 78-88 | 89-100 | 101-116 | 117-130 | 131-147 |
|-----------------------|-------|-------|-------|-------|-------|--------|---------|---------------|---------------|
| Low Impact Level | 1 | 1 | 2 | 3 | 4 | 5 | 6 | 7 | 8 |
| Moderate Impact Level | 1 | 2 | 3 | 4 | 5 | 6 | 7 | 8 | Special Order |
| High Impact Level | 2 | 3 | 4 | 5 | 6 | 7 | 8 | Special Order | Special Order |

Chopart foot plates are a standard order in the following sizes and categories:

Sizes 22-24 in categories 1-5

Sizes 25-26 in categories 2-6

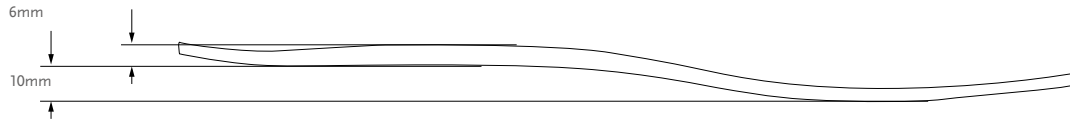
Sizes 27-28 in categories 3-7

Sizes 29-30 in categories 4-8

For information on special or custom orders, please contact your local Össur representative.

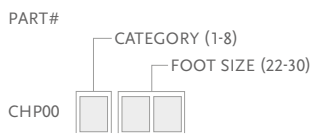
CHOPART

CLEARANCE



COMPONENTS

COMPLETE FABRICATION KIT

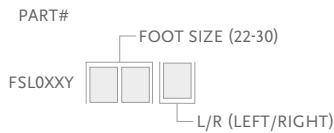


Includes:

- Carbon Fiber Foot Plate
- Carbon Fiber cloth
- Epoxy
- Crepe soling material

COSMETIC FINISHING

FOOT COVER KIT, BEIGE AND BROWN*



Includes:

- Foot Cover*
- Attachment Plate
- Flex Foot Sock

*Please specify when ordering brown covers add "BR" to the part#.

FLEX-FOOT SOCKS

Used to cover the composite foot module to protect the foot and eliminate noise between foot module and foot shell.



| Part# | Description | Size | Colour |
|-------------|----------------------|-------|--------|
| FCX63022 | FF Sock Small 1 pc | 22-25 | Black |
| FCX63025 | FF Sock Large 1 pc | 26-30 | Black |
| FCX63022-15 | FF Sock Small 15 pcs | 22-25 | Black |
| FCX63026-15 | FF Sock Large 15 pcs | 26-30 | Black |

FLEX-FOOT® ACCESSORIES

SHOE HORN

Especially designed for Flex-Foot feet, this shoe horn makes donning and doffing foot shells fast and easy.

| Part# | Description |
|----------|-------------|
| CM100068 | Shoe Horn |



DUAL DENSITY SHIN FAIRING

The Dual Density Shin Fairing allows the range of motion in the ankle section to be maximised without compromising the integrity of the foam where it is attached to the foot cover.

| Part# | Size |
|---------|----------|
| FCX0002 | One Size |



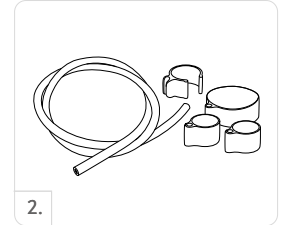
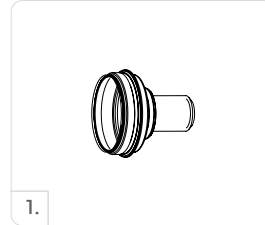
Includes:

- Flexible section at ankle
- Fire retardant

UNITY® SPARE PARTS

VALVE CORE

| Picture | Part# | Description |
|---------|---------|-----------------------|
| 1 | UTT0005 | Unity TT Valve Core |
| 2 | UTF0006 | Unity Tube Kit for TF |



ÖSSUR KNEES



LOCKING KNEE
PAGE 218



BALANCE™ KNEE OFM1
PAGE 219



BALANCE™ KNEE OFM2
PAGE 221



TOTAL KNEE® 1900
PAGE 222



OP4 KNEE™
PAGE 225



OP5 KNEE™
PAGE 227



OHP3 KNEE™
PAGE 228



PASO KNEE
PAGE 230



TOTAL KNEE® 2000
PAGE 232



TOTAL KNEE® 2100
PAGE 235



MAUCH® KNEE
PAGE 238



MAUCH® KNEE PLUS
PAGE 239



RHEO KNEE®
PAGE 241



RHEO KNEE® XC
PAGE 244



POWER KNEE™
PAGE 247

ÖSSUR KNEES AND LEGS

CHARACTERISTICS

INCREASED GROUND CLEARANCE

Increased ground clearance in swing phase due to polycentric design.



INCREASED GROUND CLEARANCE

ADJUSTABLE AXIS GEOMETRY

Option to change the geometry to adjust the switching between stance and swing phase to the user's needs.



ADJUSTABLE AXIS GEOMETRY

FULL STANCE FLEXION

Allows the knee to bend under load against an adjustable resistance in an unlimited flexion angle range. Enables the user to walk downstairs alternating.



FULL STANCE FLEXION

ADJUSTABLE STANCE FLEXION

Allows the knee to bend under load against a defined resistance in a limited flexion angle range (app 5-10 degrees). Shock absorbing.



ADJUSTABLE STANCE FLEXION

WEIGHT ACTIVATED LOCK

Knee locks under load by weight activated brake.



WEIGHT ACTIVATED LOCK

PNEUMATIC

Pneumatic swing phase control.



PNEUMATIC

HYDRAULIC

Hydraulic swing and/or stance phase control.



HYDRAULIC

AUTOMATIC SPEED ADJUSTMENT

Knee adapts automatically to the users needs of swing phase resistance for a wide range of different walking speeds. No need for the CPO to adjust the swing phase.



AUTOMATIC SPEED ADJUSTMENT

MULTI AXIS

Knee joint has 4 or more axis.



MULTI AXIS

SINGLE AXIS

Knee joint has one axis.



SINGLE AXIS

EXTENSION ASSIST

Assists the knee to get extended and provide full extension in the end of swing phase.



EXTENSION ASSIST

ÖSSUR KNEES AND LEGS

CHARACTERISTICS

MICROPROCESSOR CONTROL

Swing and Stance phase resistance is controlled by a microprocessor.



MICROPROCESSOR CONTROL

MANUAL LOCK

Knee can be locked in fully extended position. User has the option to release the lock if needed.



MANUAL LOCK

GEOMETRIC LOCK

Knee provides geometric lock at heel strike. Once knee is fully extended in end of swing phase geometric lock will prevent the knee of getting bent before heel strike and the end of stance phase.



GEOMETRIC LOCK

SOCKET CONNECTOR ADAPTATION

Knee offers several proximal adaptations to be chosen by CPO.



SOCKET CONNECTOR ADAPTATION

MECHANICAL CONTROL

Mechanical control of swing and/or stance phase.



MECHANICAL CONTROL

MULTI SPEED

The knee accommodates changes in walking speed.



MULTI SPEED

SINGLE SPEED

Offers the user to walk with constant speed.



SINGLE SPEED

LOCKING KNEE



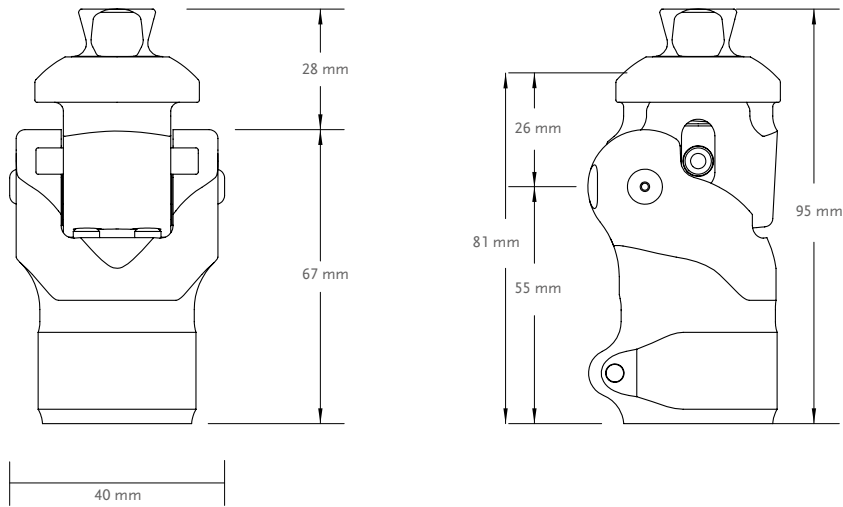
Locking Knee from Össur is a simple, reliable and lightweight knee joint for the low active amputee. Locking Knee is intended to be used during rehabilitation and as a permanent solution with the low active amputee.

| Patient Profile: | |
|-------------------------|--------------|
| Amputation Level: | Transfemoral |
| Impact Level: | Low |
| Maximum Patient Weight: | 125kg |

| Product Information: | |
|----------------------|--------------|
| Knee Axis Height: | 26mm |
| Weight of Knee: | 0.248kg |
| Flexion: | Stop at 140° |



CLEARANCE



KITS

| Part# | Description |
|----------|--------------|
| LKN12500 | Locking Knee |

Includes:
 • Lanyard Kit

| Part# | Description |
|----------|---------------------|
| LKN12590 | Lanyard Release Kit |

BALANCE™ KNEE OFM1



Balance Knee OFM1 is a mechanical polycentric knee joint suitable for users with high safety requirements. The knee can be locked (e.g. when standing) and is therefore particularly appropriate for new amputees and less mobile users.

- Locking function for first standing and walking exercises
- Flexion and extension can be locked or released depending on the patient's progress
- Rates of flexion and extension can be adapted to the user. Flexion range up to 150 degrees
- Integrated rotation and shift adjustment in the socket connector



| Patient Profile: | |
|-------------------------|---------------------------------------|
| Amputation Level: | Transfemoral and Knee Disarticulation |
| Impact Level: | Low to Moderate |
| Maximum Patient Weight: | 136 kg |

| Product Information: | | | |
|----------------------|--------------------------------|------------------------------------|-------------------------------------|
| | Balance Knee OFM1 with Pyramid | Balance Knee OFM1 with IKF adapter | Balance Knee OFM1 with Loop adapter |
| Build Height (1): | 159mm | 174mm | 151mm |
| Build Height (2): | 107mm | 122mm | 116mm |
| Build Height (3): | 18mm | 33mm | 27mm |
| Weight of Knee: | approx. 640g | approx. 770g | approx. 650g |
| Flexion: | Stop at 150° | Stop at 150° | Stop at 150° |



MULTI AXIS



INCREASED GROUND CLEARANCE



MANUAL LOCK



MECHANICAL CONTROL



SINGLE SPEED



EXTENSION ASSIST



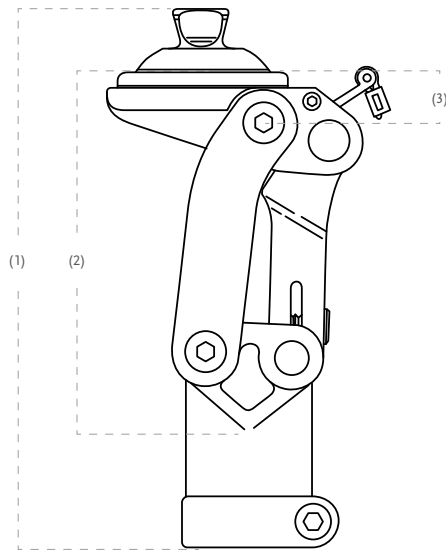
ADJUSTABLE STANCE FLEXION



SOCKET CONNECTOR ADAPTATION

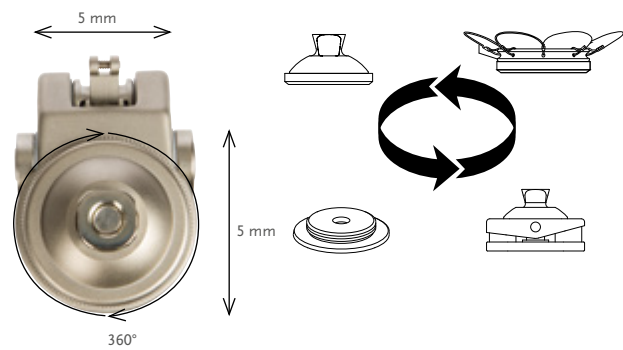
BALANCE™ KNEE OFM1

CLEARANCE




KITS

| Part# | Description |
|---------|-------------------------------------|
| 1721126 | Balance Knee OFM1 with Pyramid |
| 1721127 | Balance Knee OFM1 with IKF adapter |
| 1721128 | Balance Knee OFM1 with Loop adapter |



COMPONENTS

| Picture | Part# | Description | Material | Weight Limit | Weight |
|---------|---------|----------------------|-----------------|--------------|--------|
| 1. | 1633121 | 36 mm Thread Adapter | Aluminium | 136kg | 64g |
| 2. | 1970862 | Loop Adapter | Aluminium/Steel | 136kg | 99g |
| 3. | 1970863 | Pyramid Adapter | Aluminium/Steel | 136kg | 86g |
| 4. | M631100 | IKF Adapter | Aluminium/Steel | 136kg | 220g |



DUAL FUNCTION LEVER

| Part# | Description |
|---------|---------------------|
| M721222 | Dual Function Lever |

BALANCE™ KNEE OFM2



Balance Knee OFM2 is a light monocentric knee joint with a brake function and a locking lever. Its 2-in-1 function supports use in the rehabilitation phase, and as a locked knee joint, it is particularly suitable for first standing and walking exercises. As the user grows more mobile, the CPO can activate the flexion and extension functions.

- Locking function during first standing and walking exercises
- Flexion and extension can be released depending on the patient's progress
- Adaptable for use in therapy
- Rates of flexion and extension can be adapted to the user



| Patient Profile: | |
|-------------------------|-----------------|
| Amputation Level: | Transfemoral |
| Impact Level: | Low to Moderate |
| Maximum Patient Weight: | 125kg |

| Product Information: | |
|----------------------|---------|
| Build Height: | 115mm |
| Weight of Knee: | 0,495kg |
| Flexion: | 145° |



SINGLE AXIS



MANUAL LOCK



WEIGHT ACTIVATED LOCK



MECHANICAL CONTROL



SINGLE SPEED

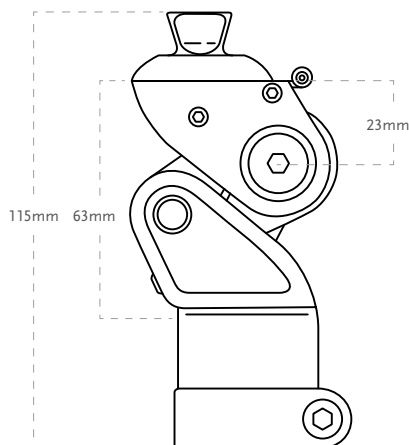


EXTENSION ASSIST



ADJUSTABLE STANCE FLEXION

CLEARANCE



KITS

| Part# | Description |
|---------|-------------------|
| 1721120 | Balance Knee OFM2 |

COMPONENTS

DUAL FUNCTION LEVER

| Part# | Description |
|---------|---------------------|
| M721223 | Dual Function Lever |

TOTAL KNEE® 1900



The knee accommodates everyday walking requirements. Through use of friction within an elastic polymer medium, the swing phase is controlled and steady. That combined with the extension promoter which assists in limiting heel rise and moving the knee into a fully extended position, ensures every amputee has access to the superior attributes of a Total Knee.

- Polycentric knee with geometric locking system
- Unique swing phase control through use of friction within an elastic polymer medium
- Adjustable stance flexion
- Adjustable extension promoter
- Low build height, useful for long transfemoral limbs or knee disarticulation



| Patient Profile: | |
|-------------------------|---------------------------------------|
| Amputation Level: | Transfemoral and Knee Disarticulation |
| Impact Level: | Low |
| Maximum Patient Weight: | 100kg |



MULTI AXIS



INCREASED GROUND CLEARANCE



GEOMETRIC LOCK



MECHANICAL CONTROL



SINGLE SPEED



EXTENSION ASSIST

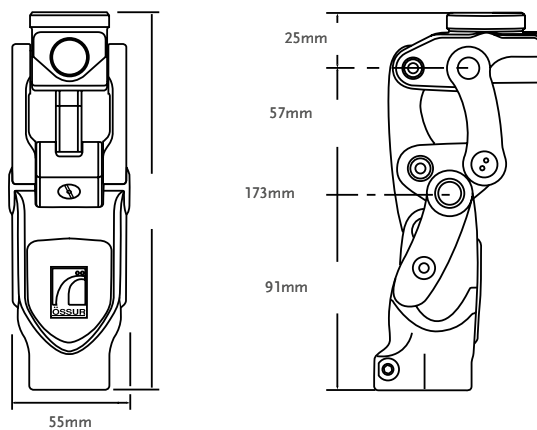


ADJUSTABLE STANCE FLEXION



SOCKET CONNECTOR ADAPTATION

CLEARANCE



KITS

| Part# | Description |
|---------|--|
| 1900 | Total Knee 1900** |
| 1900-KE | Total Knee 1900 w/4-prong socket adapter |
| 1900-OS | Total Knee 1900 w/male pyramid adapter |


* The knee comes with the red bumper fitted.

**Total Knee 1900/2000 user video (TV0005) is included in the box. The video contains basic information for the user. Extension assist is not included, requires separate purchase.

TOTAL KNEE® 1900

COSMETIC FINISHING

| Picture | Part# | Description |
|---------|-------|------------------------|
| 1 | 2047 | Shin Fairing, Black |
| 2 | 2052 | Knee Cap, Small, Black |
| 3 | 2053 | Knee Cap, Large, Beige |



COMPONENTS

BUMPER KIT

| Part# | Description |
|----------|-------------------------------------|
| 2000-Kit | A complete set of bumpers and shims |

Includes:

- 1 Bumper of each durometer:
- 1 Shim 0.38mm
- 1 Shim 0.76mm



BUMPER COVER

| Part# | Description |
|-------|---|
| 2059 | Bumper cover for Total Knee 1900 and 2000 |

EXTENSION PROMOTER

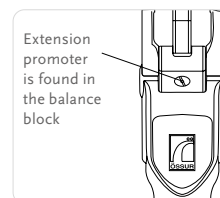
| Part# | Description |
|-------|--|
| 1905 | Assists in limiting heel rise and moving the knee into a fully extended position |

EXTENSION ASSIST

| Part# | Description |
|-------|--|
| 2070S | Fully assembled extension assist with yellow (regular) spring inserted |

Includes:

- Blue spring (firm)
- Red spring (extra firm)



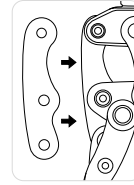
TOTAL KNEE® 1900

COMPONENTS

BACK LINK (POSTERIOR LINKAGE)





| Part# | Description |
|---------|--|
| 1900ssb | Total Knee 1900 with high load back link |

Note: There is an additional charge for these special back links.



TOTAL KNEE ADAPTERS

| Picture | Part# | Description | Material | Weight Limit | Weight |
|---------|----------|-------------------------|-----------------|--------------|--------|
| 1. | A-114040 | 4- Prong Socket Adapter | Stainless Steel | 166kg | 158g |
| 2. | A-122300 | Euro 4-Hole Adapter | Aluminium | 125kg | 70g |
| 3. | A-834300 | Male Pyramid Adapter | Stainless Steel | 100kg | 111g |
| 3. | A-835300 | Male Pyramid Adapter | Titanium | 166kg | 80g |
| 4. | A-845300 | Female Pyramid Adapter | Titanium | 166kg | 85g |

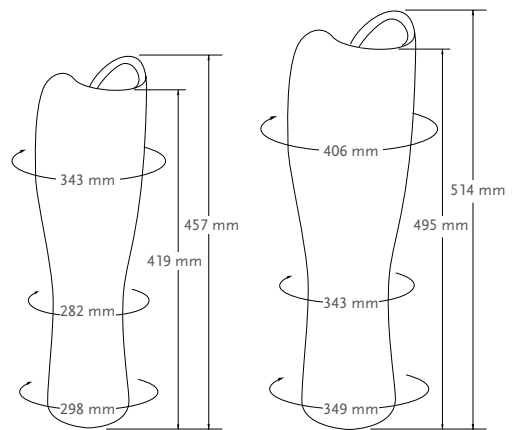


COSMETIC FINISHING FOR TOTAL KNEE

DISCONTINUOUS COSMETIC FOAM

| Part# | Description |
|-------|--|
| 2075R | Cosmetic Foam Cover, Regular - for use with Total Knee 1900 and 2000 |
| 2075L | Cosmetic Foam Cover, Large - for use with Total Knee 1900 and 2000 |

- Beige toned
- Designed to fit over Total Knee® Range
- Designed to fit left or right
- Internally shaped to accommodate knee cap, shin ferrule and 30mm tube



Part# 2075R Regular

Part# 2075L Large

OP4 KNEE™



The OP4 Knee is a pneumatic, monocentric knee joint with brake function. Due to the finely adjustable brake, the joint can be adapted to the individual's safety requirements.

- Braking behavior can be adjusted to suit the user
- Individually adjustable swing phase for a harmonious gait
- Highly acute flexion angle for more freedom of movement
- Kneecap provides additional protection for both the knee and clothing



| Patient Profile: | |
|-------------------------|------------------|
| Amputation Level: | Transfemoral |
| Impact Level: | Moderate to High |
| Maximum Patient Weight: | 100kg |

| Product Information: | |
|----------------------|---------|
| Build Height: | 198mm |
| Weight of Knee: | 0,680kg |
| Flexion: | 145° |



SINGLE AXIS



WEIGHT ACTIVATED LOCK



PNEUMATIC CONTROL



MULTI SPEED

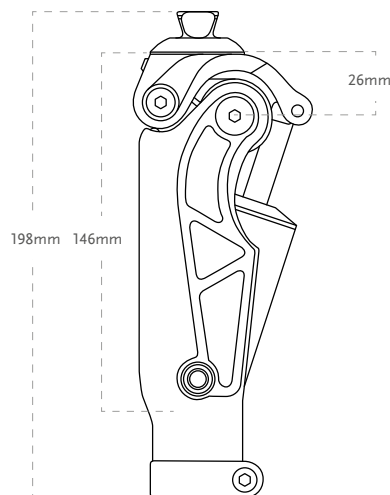


EXTENSION ASSIST



ADJUSTABLE STANCE FLEXION

CLEARANCE



KITS

| Part# | Description |
|---------|-------------|
| 1720185 | OP4 Knee |

OP5_KNEE™



OP5 knee is a pneumatic polycentric knee joint, whose swing phase profile can be adjusted to the user's needs. Multiple socket connection options support use for different amputation levels.

- Swing control adjustment using a pneumatic system
- Adjustable stance flexion with IKF adapter
- Low build height, useful for long transfemoral limbs or knee disarticulation
- 30mm pylon adaptability
- High knee flexion angle up to 145°



| Patient Profile: | |
|-------------------------|------------------------------------|
| Amputation Level: | Transfemoral, Knee Disarticulation |
| Impact Level: | Moderate to High |
| Maximum Patient Weight: | 125kg |

| Product Information: | | | |
|----------------------|-----------------------|---------------------------|----------------------------|
| | OP5 Knee with pyramid | OP5 Knee with IKF adapter | OP5 Knee with Loop adapter |
| Build Height (1): | 195mm | 210mm | 200mm |
| Build Height (2): | 160mm | 175mm | 165mm |
| Build Height (3): | 18mm | 33mm | 23mm |
| Weight of Knee: | 770g | 900g | 785g |
| Flexion: | approx. 145° | approx. 145° | approx. 145° |



MULTI AXIS



INCREASED GROUND CLEARANCE



PNEUMATIC CONTROL



MULTI SPEED



EXTENSION ASSIST

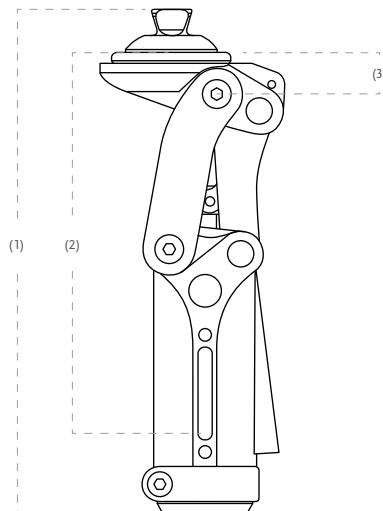


ADJUSTABLE STANCE FLEXION



SOCKET CONNECTOR ADAPTATION

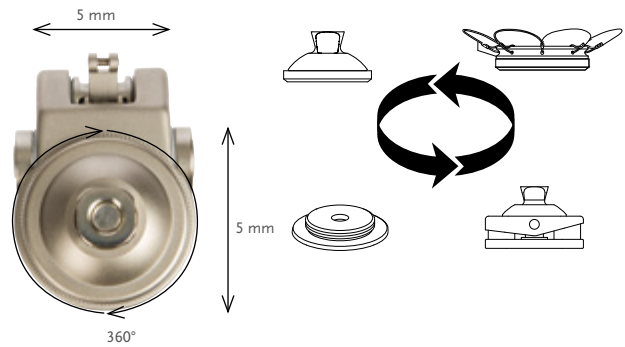
CLEARANCE



OP5 KNEE™


KITS

| Part# | Description |
|---------|----------------------------|
| 1720180 | OP5 Knee with pyramid |
| 1720182 | OP5 Knee with IKF adapter |
| 1720181 | OP5 Knee with Loop adapter |



COMPONENTS

| Picture | Part# | Description | Material | Weight Limit | Weight |
|---------|---------|----------------------|-----------------|--------------|--------|
| 1. | 1633121 | 36 mm Thread Adapter | Aluminium | 136kg | 64g |
| 2. | 1970862 | Loop Adapter | Aluminium/Steel | 136kg | 99g |
| 3. | 1970863 | Pyramid Adapter | Aluminium/Steel | 136kg | 86g |
| 4. | M631100 | IKF Adapter | Aluminium/Steel | 136kg | 220g |



OHP3 KNEE™



OHP3 Knee is a polycentric, pneumatic knee joint. Multiple socket connection options support use for different amputation levels.

- Individually adjustable swing phase for a harmonious gait
- Simple modification of the socket connector
- More freedom of movement and high comfort in wear
- Kneecap provides additional protection for both the knee and clothing



| Patient Profile: | |
|-------------------------|------------------------------------|
| Amputation Level: | Transfemoral, Knee Disarticulation |
| Impact Level: | Moderate to High |
| Maximum Patient Weight: | 125kg |

| Product Information: | | | |
|----------------------|------------------------|----------------------------|-----------------------------|
| | OHP3 Knee with pyramid | OHP3 Knee with IKF adapter | OHP3 Knee with Loop adapter |
| Build Height (1): | 215mm | 230mm | 207mm |
| Build Height (2): | 158mm | 174mm | 168mm |
| Build Height (3): | 18mm | 33mm | 27mm |
| Weight of Knee: | 1025g | 1155g | 1040g |
| Flexion: | approx. 150° | approx. 150° | approx. 150° |



MULTI AXIS



INCREASED GROUND CLEARANCE



ADJUSTABLE AXIS GEOMETRY



GEOMETRIC LOCK



PNEUMATIC CONTROL



MULTI SPEED



EXTENSION ASSIST

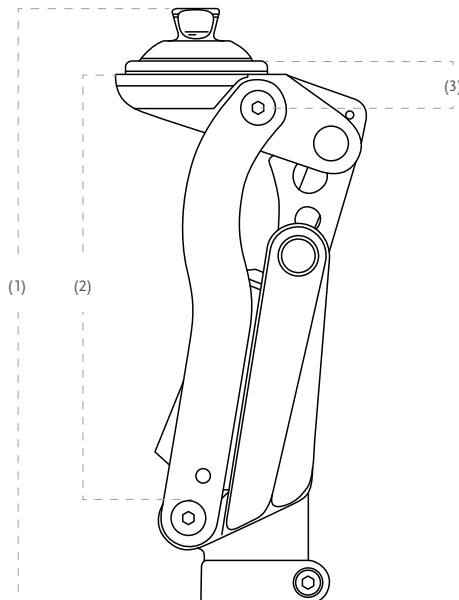


ADJUSTABLE STANCE FLEXION



SOCKET CONNECTOR ADAPTATION

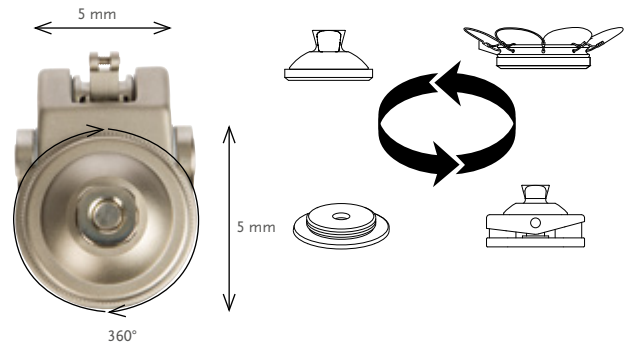
CLEARANCE



OHP3 KNEE™

KITS

| Part# | Description |
|---------|-----------------------------|
| 1728160 | OHP3 Knee with pyramid |
| 1728161 | OHP3 Knee with IKF adapter |
| 1728162 | OHP3 Knee with Loop adapter |



COMPONENTS

| Picture | Part# | Description | Material | Weight Limit | Weight |
|---------|---------|----------------------|-----------------|--------------|--------|
| 1. | 1633121 | 36 mm Thread Adapter | Aluminium | 136kg | 64g |
| 2. | 1970862 | Loop Adapter | Aluminium/Steel | 136kg | 99g |
| 3. | 1970863 | Pyramid Adapter | Aluminium/Steel | 136kg | 86g |
| 4. | M631100 | IKF Adapter | Aluminium/Steel | 136kg | 220g |

PASO KNEE



Paso Knee is a pneumatic, polycentric knee joint. The intelligent swing phase control adapts automatically to the user's walking speed. The four different socket connection options enable use by different amputation levels.

- Swing phase control with auto-adaptive pneumatic system
- Works straight “out of the box” – ready for use without long adjustment time
- Highly solid construction
- Different walking speed is supported up to 7 km/h.
- Powerful and smooth-running
- High knee flexion angle up to 150°



| Patient Profile: | |
|-------------------------|------------------------------------|
| Amputation Level: | Transfemoral, Knee Disarticulation |
| Impact Level: | Low to High |
| Maximum Patient Weight: | 136kg |

| Product Information: | | | |
|----------------------|------------------------|----------------------------|-----------------------------|
| | Paso Knee with pyramid | Paso Knee with IKF adapter | Paso Knee with loop adapter |
| Build Height (1): | 215mm | 230mm | 207mm |
| Build Height (2): | 158mm | 174mm | 168mm |
| Build Height (3): | 18mm | 33mm | 27mm |
| Weight of Knee: | 1050g | 1180g | 1065g |
| Flexion: | approx. 150° | approx. 150° | approx. 150° |



MULTI AXIS



INCREASED GROUND CLEARANCE



ADJUSTABLE AXIS GEOMETRY



GEOMETRIC LOCK



PNEUMATIC CONTROL



MULTI SPEED



AUTOMATIC SPEED ADJUSTMENT



EXTENSION ASSIST

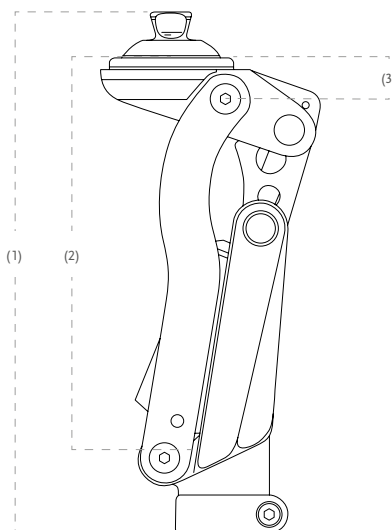


ADJUSTABLE STANCE FLEXION



SOCKET CONNECTOR ADAPTATION

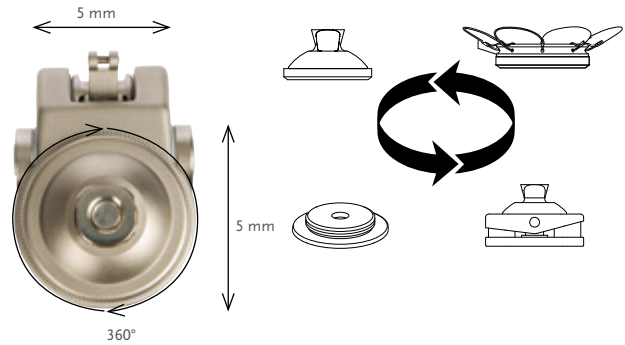
CLEARANCE



PASO KNEE


KITS

| Part# | Description |
|---------|-----------------------------|
| 1728180 | Paso Knee with pyramid |
| 1728181 | Paso Knee with IKF adapter |
| 1728182 | Paso Knee with loop adapter |



COMPONENTS

| Picture | Part# | Description | Material | Weight Limit | Weight |
|---------|---------|----------------------|-----------------|--------------|--------|
| 1. | 1633121 | 36 mm Thread Adapter | Aluminium | 136kg | 64g |
| 2. | 1970862 | Loop Adapter | Aluminium/Steel | 136kg | 99g |
| 3. | 1970863 | Pyramid Adapter | Aluminium/Steel | 136kg | 86g |
| 4. | M631100 | IKF Adapter | Aluminium/Steel | 136kg | 220g |



TOTAL KNEE® 2000



Total Knee 2000 offers shock absorption, comfort and a natural gait. Mid-swing shortening offers increased toe clearance during swing and the 3-phase hydraulic swing control accommodates changes in walking speed. Plus, the adjustable stance flexion feature mimics the knee flexion that occurs during early stance.

- Polycentric knee with geometric locking system
- Swing control adjustments through 3-phase (3-valve) hydraulic system
- Adjustable stance flexion
- Adjustable extension promoter
- Low build height, useful for long transfemoral limbs or knee disarticulation

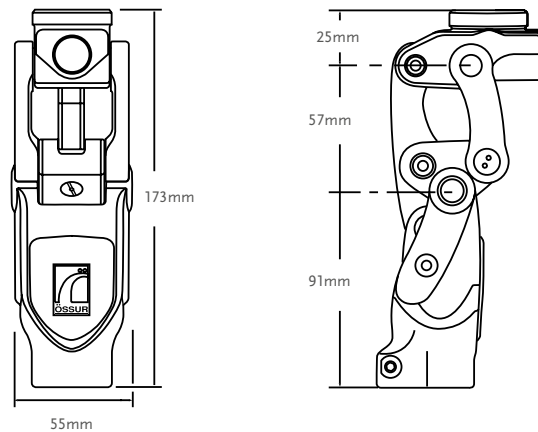


| Patient Profile: | |
|-------------------------|---------------------------------------|
| Amputation Level: | Transfemoral and Knee Disarticulation |
| Impact Level: | Moderate to High |
| Maximum Patient Weight: | 100kg |

| Product Information: | |
|----------------------|--------------|
| Build Height: | 173mm |
| Weight of Knee: | 0.69kg |
| Flexion: | Stop at 150° |

| | | | | | | | |
|------------|----------------------------|----------------|-------------------|-------------|------------------|---------------------------|-----------------------------|
| | | | | | | | |
| MULTI AXIS | INCREASED GROUND CLEARANCE | GEOMETRIC LOCK | HYDRAULIC CONTROL | MULTI SPEED | EXTENSION ASSIST | ADJUSTABLE STANCE FLEXION | SOCKET CONNECTOR ADAPTATION |

CLEARANCE



KITS


| Part# | Description |
|---------|--|
| 2000 | Total Knee 2000** |
| 2000-KE | Total Knee 2000 w/4-prong socket adapter |
| 2000-OS | Total Knee 2000 w/male pyramid adapter |

*The knee comes with the red bumper fitted.
 **Total Knee 1900/2000 user video (TV0005) is included in the box. The video contains basic information for the user. Extension assist is not included, requires separate purchase.

TOTAL KNEE® 2000

COSMETIC FINISHING

| Picture | Part# | Description |
|---------|-------|------------------------|
| 1 | 2047 | Shin Fairing, Black |
| 2 | 2052 | Knee Cap, Small, Black |
| 3 | 2053 | Knee Cap, Large, Beige |



COMPONENTS

BUMPER KIT

| Part# | Description |
|----------|-------------------------------------|
| 2000-Kit | A complete set of bumpers and shims |

Includes:

- 1 Bumper of each durometer:
- 1 Shim 0.38mm
- 1 Shim 0.76mm



BUMPER COVER

| Part# | Description |
|-------|---|
| 2059 | Bumper cover for Total Knee 1900 and 2000 |

EXTENSION PROMOTER

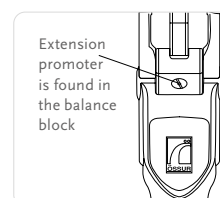
| Part# | Description |
|-------|--|
| 1905 | Assists in limiting heel rise and moving the knee into a fully extended position |

EXTENSION ASSIST

| Part# | Description |
|-------|--|
| 2070S | Fully assembled extension assist with yellow (regular) spring inserted |

Includes:

- Blue spring (firm)
- Red spring (extra firm)



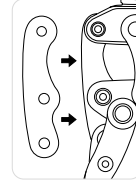
TOTAL KNEE® 2000

COMPONENTS

BACK LINK (POSTERIOR LINKAGE)





| Part# | Description |
|---------|--|
| 2000ssb | Total Knee 2000 with high load back link |

Note: There is an additional charge for these special back links.



TOTAL KNEE ADAPTERS

| Picture | Part# | Description | Material | Weight Limit | Weight |
|---------|----------|-------------------------|-----------------|--------------|--------|
| 1. | A-114040 | 4- Prong Socket Adapter | Stainless Steel | 166kg | 158g |
| 2. | A-122300 | Euro 4-Hole Adapter | Aluminium | 125kg | 70g |
| 3. | A-834300 | Male Pyramid Adapter | Stainless Steel | 100kg | 111g |
| 3. | A-835300 | Male Pyramid Adapter | Titanium | 166kg | 80g |
| 4. | A-845300 | Female Pyramid Adapter | Titanium | 166kg | 85g |

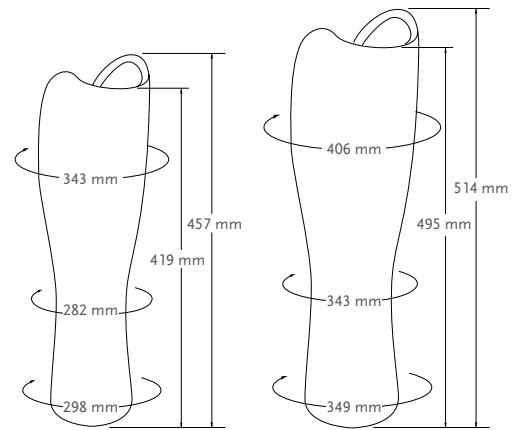


COSMETIC FINISHING FOR TOTAL KNEE

DISCONTINUOUS COSMETIC FOAM

| Part# | Description |
|-------|--|
| 2075R | Cosmetic Foam Cover, Regular - for use with Total Knee 1900 and 2000 |
| 2075L | Cosmetic Foam Cover, Large - for use with Total Knee 1900 and 2000 |

- Beige toned
- Designed to fit over Total Knee® Range
- Designed to fit left or right
- Internally shaped to accommodate knee cap, shin ferrule and 30mm tube



Part# 2075R Regular

Part# 2075L Large

TOTAL KNEE® 2100



The Total Knee 2100 is a highly refined polycentric knee with 3-phase hydraulic swing control designed to withstand the rigors of more active amputees. 25% increased fluid capacity over Model 2000, the Total Knee 2100 offers the ultimate in stability, control, efficiency and durability.

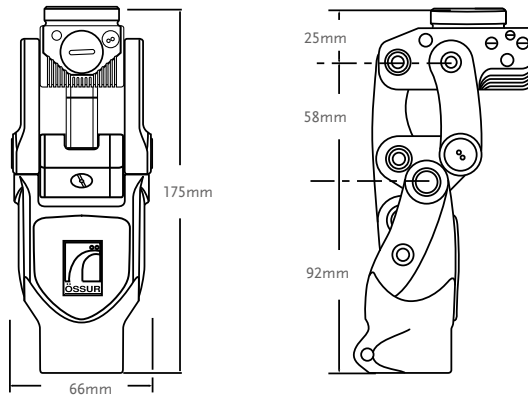
- Polycentric knee designed for multi-speed ambulation, higher impact levels and heavier loads
- Geometric locking system
- 30mm pylon adaptability
- Adjustable stance flexion
- Adjustable extension promoter
- Low build height, useful for long transfemoral limbs or knee disarticulation



| Patient Profile: | |
|-------------------------|---------------------------------------|
| Amputation Level: | Transfemoral and Knee Disarticulation |
| Impact Level: | Moderate to Extreme |
| Maximum Patient Weight: | 125kg |

| Product Information: | |
|----------------------|--------------|
| Build Height: | 175mm |
| Weight of Knee: | 0.9kg |
| Flexion: | Stop at 160° |

CLEARANCE



KITS

| Part# | Description |
|-------|------------------|
| 2100 | Total Knee 2100* |

*The knee comes with the yellow bumper fitted. Extension assist is not included, requires separate purchase.

TOTAL KNEE® 2100

COSMETIC FINISHING

| Picture | Part# | Description |
|---------|-------|------------------------|
| 1 | 2145 | Shin Fairing, Black |
| 2 | 2150 | Knee Cap, Small, Black |
| 3 | 2151 | Knee Cap, Large, Beige |



COMPONENTS

BUMPER KIT

| Part# | Description |
|----------|-------------------------------------|
| 2100-Kit | A complete set of bumpers and shims |

Includes:

- 1 Bumper of each durometer:
- 1 Shim 0.38mm
- 1 Shim 0.76mm



BUMPER COVER

| Part# | Description |
|----------|----------------------------------|
| 2100-717 | Bumper cover for Total Knee 2100 |

EXTENSION PROMOTER

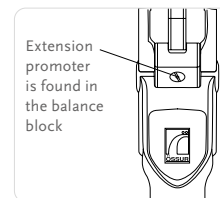
| Part# | Description |
|-------|--|
| 1905 | Assists in limiting heel rise and moving the knee into a fully extended position |

EXTENSION ASSIST

| Part# | Description |
|-------|--|
| 2070S | Fully assembled extension assist with yellow (regular) spring inserted |

Includes:

- Blue spring (firm)
- Red spring (extra firm)



TOTAL KNEE® 2100

COMPONENTS

GREASE GUN

| Part# | Description |
|-------|----------------------------|
| 2105 | Grease for Total Knee 2100 |

TOTAL KNEE ADAPTERS

| Picture | Part# | Description | Material | Weight Limit | Weight |
|---------|----------|-------------------------|-----------------|--------------|--------|
| 1. | A-114040 | 4- Prong Socket Adapter | Stainless Steel | 166kg | 158g |
| 2. | A-122300 | Euro 4-Hole Adapter | Aluminium | 125kg | 70g |
| 3. | A-834300 | Male Pyramid Adapter | Stainless Steel | 100kg | 111g |
| 3. | A-835300 | Male Pyramid Adapter | Titanium | 166kg | 80g |
| 4. | A-845300 | Female Pyramid Adapter | Titanium | 166kg | 85g |

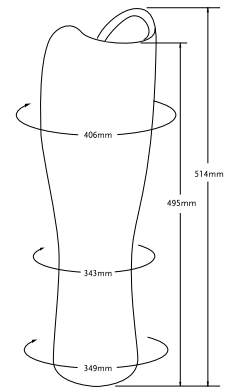


COSMETIC FINISHING FOR TOTAL KNEE®

DISCONTINUOUS COSMETIC FOAM

| Part# | Description |
|-------|--|
| 2175L | Cosmetic Foam Cover, High activity, Large - for use with Total Knee 2100 |

- Beige toned
- Designed to fit over Total Knee® Range
- Designed to fit left or right
- Internally shaped to accommodate knee cap, shin ferrule and 30mm tube



MAUCH® KNEE




Mauch Knee was designed to withstand unpredictable conditions. Featuring a sophisticated profile, extension stop, lightweight Aluminium construction, Mauch Knee is suited for highly active users.

- Single axis hydraulic knee system with swing and stance control (SNS®). Designed for multi-speed ambulation
- Durable and secure motion
- Ultra-durable Aluminium frame
- Roller bearings at knee axis and cylinder attachment points for smooth action
- Yielding stance control
- Mode selector switch allows manual locking and free swing functions
- Smooth profile assists with cosmetic finishing

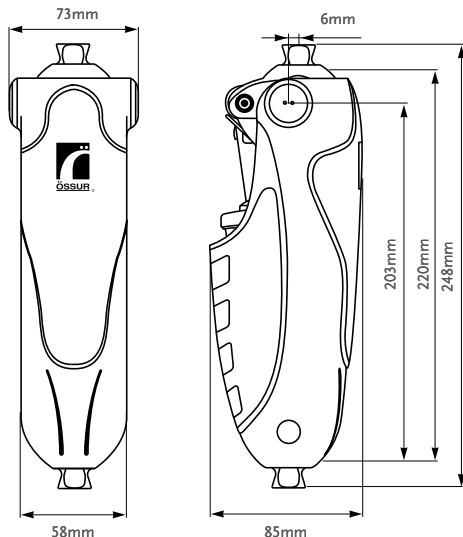


| Patient Profile: | |
|-------------------------|---------------------|
| Amputation Level: | Transfemoral |
| Impact Level: | Moderate to Extreme |
| Maximum Patient Weight: | 136kg |

| Product Information: | |
|---------------------------------|--------------|
| Build Height: | 248mm |
| Weight of Knee (with Cylinder): | 1.14kg |
| Flexion: | Stop at 115° |



CLEARANCE



KITS

| Part# | Description |
|----------|--------------------|
| MKN01360 | Mauch Knee Kit SNS |

SPARE PARTS

| Part# | Description |
|----------|----------------------------|
| MKA01361 | Knee Ball, Screw, Btn Head |
| MKA01362 | Cover, Front |
| MKA01363 | Cover, Rear, Sub Assembly |
| MKA01364 | Plug, Side |

MAUCH® KNEE PLUS










The Mauch Knee Plus is a heavy duty version of the Mauch Knee. Built on the same advanced technology, it was developed in order to accommodate the needs of users requiring a higher weight limit. A slightly different and more robust frame means that the Mauch Knee Plus offers all of the benefits of the standard Mauch Knee to users up to 166kg.

- Single axis hydraulic knee system with swing and stance control (SNS®)
- Designed for multi-speed ambulation
- Ultra durable Aluminium frame
- Durability and more secure motion
- Roller bearings at knee axis and cylinder attachment points for smooth action
- Yielding stance control
- Mode selector switch allows manual locking and free swing functions
- Universal 4-hole mounting patterns for versatile adapter options
- Option for through hole or threaded hole top bracket

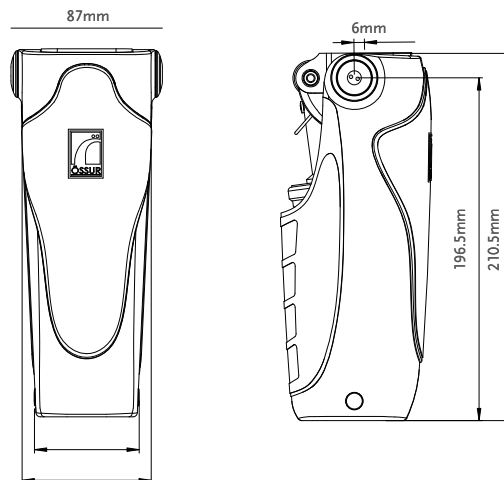


| Patient Profile: | |
|-------------------------|---------------------|
| Amputation Level: | Transfemoral |
| Impact Level: | Moderate to Extreme |
| Maximum Patient Weight: | 166kg |

| Product Information: | |
|---------------------------------|--------------|
| Build Height: | 210.5mm |
| Weight of Knee (with Cylinder): | 1.21kg |
| Flexion: | Stop at 125° |

- 
 SINGLE AXIS
- 
 MANUAL LOCK
- 
 HYDRAULIC CONTROL
- 
 MULTI SPEED
- 
 ADJUSTABLE STANCE FLEXION
- 
 FULL STANCE FLEXION
- 
 SOCKET CONNECTOR ADAPTATION

CLEARANCE



MAUCH® KNEE PLUS

KITS

| Part# | Description |
|-----------|--|
| MKN71660 | Mauch Knee Kit SNS |
| MKN71663* | Mauch Knee Plus Kit SNS - Through Hole |

*Special Order

SOCKET ADAPTER OPTIONS

Recommended to allow full knee flexion with direct socket attachment.

| Part# | Description | Build Height | Weight |
|----------|----------------------------------|--------------|--------|
| A-125100 | 4-Hole Socket Adapter / Titanium | 18.5mm | 12g |

COMPONENTS

| Part# | Description |
|----------|----------------------------|
| MKA01661 | Knee Ball, Screw, Btn Head |
| MKA01662 | Cover, Front |
| MKA01663 | Cover, Rear, Sub Assembly |
| MKA01664 | Plug, Side |



RHEO KNEE®

INTRODUCTION

The RHEO KNEE is a microprocessor-controlled knee with a combination of stability and safety. It enables exceptionally natural and effortless gait – even on difficult terrain. The RHEO KNEE is easy to fit, and delivers reliable user outcomes.

KEY FEATURES

- Auto adaptive real-time stance and swing control
- Dependable and easy swing initiation on all surfaces
- Automatic stumble recovery
- Manual extension lock
- Smart Extension makes raising from a squatted position easier with less resistance
- Facilitates stepping over obstacles and stepping backwards
- Weatherproof design allows exposure to fresh water splashes
- Enhanced stability controls available
- Accompanying Össur Logic app for iOS devices provides:
 - Simple practitioner setup and adjustment, and printable user activity reports
 - Functional training exercises for improved user confidence
 - Selection of user preferences and monitoring of step count and battery charge level



RECOMMENDED WITH



Seal-In® X TF liner



Pro-Flex® Pivot



Pro-Flex® LP



Pro-Flex® XC



Pro-Flex® XC
Torsion



PROPRIO FOOT®



RHEO KNEE®

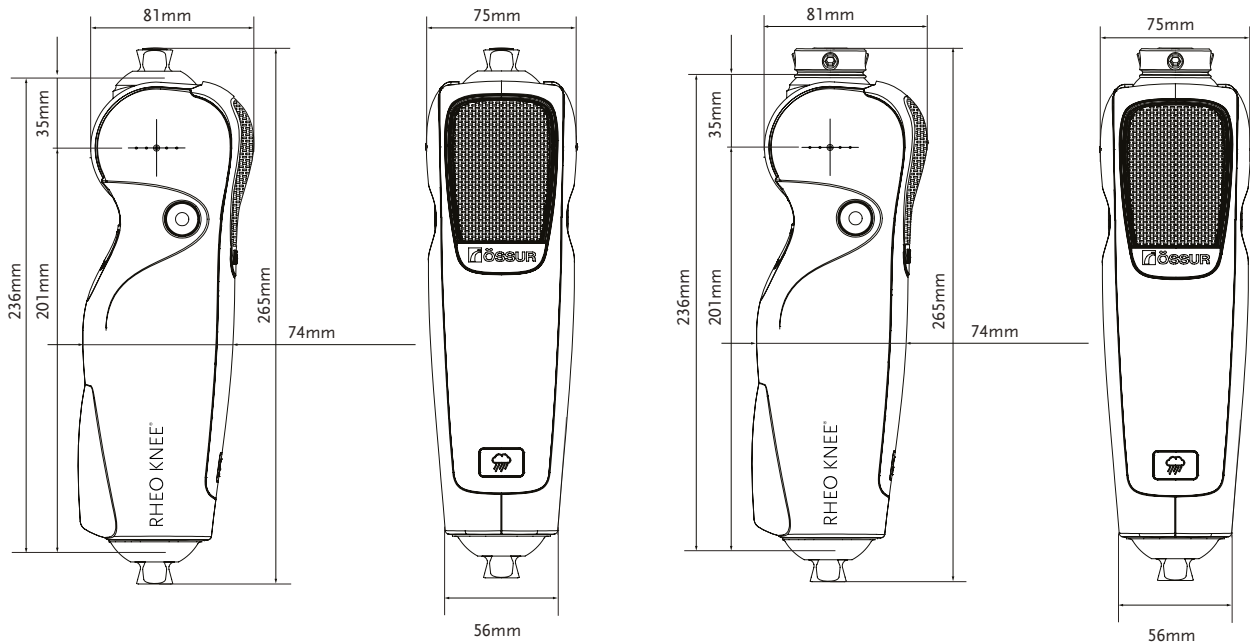


| User Information | |
|------------------------------|---------------------------------------|
| Amputation Level: | Transfemoral and Knee Disarticulation |
| Impact Level: | Low to Moderate |
| Maximum Patient Weight: | 136kg |
| Knee Information | |
| Net weight: | Approx. 1.6 kg |
| Build Height: | 236mm |
| Knee Flexion: | 120° |
| Aluminium Frame Construction | |
| Weatherproof | |

CLEARANCE

RHEO KNEE

RHEO KNEE WITH THREADED TOP ADAPTER (A - 145310) SOLD SEPARATELY



ÖSSUR KNEES

RHEO KNEE®

KITS

RHEO KNEE KIT

| Part# | Description |
|-----------|---|
| RKN130005 | 5 Years Warranty (Incl. Service Check at 40 Months) |
| RKN130003 | 3 Years Warranty |



Includes:

- RHEO KNEE
- RHEO KNEE Power Supply w/Plug
- Terms of warranty
- Instructions for use

RHEO KNEE KIT WITH THREADED TOP ADAPTER:

RHEO KNEE with threaded top adapter is the solution for knee disarticulation amputees and those with long residual limbs.

To order RHEO KNEE with threaded top adapter, order the RHEO KNEE Kit and add Össur's Female Pyramid Insert to the order.

| Part# | Description | Height | Weight |
|----------|--|--------|--------|
| A-145310 | Female Pyramid Insert / Threaded Top Adapter | 9mm | 33g |



RHEO KNEE ACCESSORIES

| Part# | Description |
|-------|---|
| N/A | ÖSSUR LOGIC for iOS devices is available on the App Store |

COMPONENTS

POWER SUPPLY

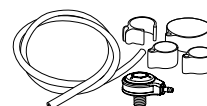
| Part# | Description |
|----------|---------------------|
| CME50110 | Power Supply w/Plug |



UNITY

UNITY KITS

| Part# | Description | Applicable Foot Kits |
|---------|--------------------|----------------------|
| UTF0001 | Unity TF Valve Kit | All |



DUAL CHARGER KIT

The Dual Charger Kit is an optional kit that allows for simultaneous charging of any two combinations of RHEO Knee, RHEO Knee XC and Proprio Foot.

POWER SUPPLY

| Part# | Description |
|----------|-----------------------------------|
| CME10110 | Power Supply and Cable Attachment |



RHEO KNEE® XC

INTRODUCTION

The RHEO KNEE XC is a microprocessor-controlled knee designed to support users from early rehabilitation to full recovery with its effortless, intuitive, and stable functionality. It builds on reliable and clinically proven technology, delivering outstanding user outcomes.

KEY FEATURES

- Supports rehabilitation and increased mobility; including cycling, walk-to-run, and stair ascent
- Auto adaptive real-time stance and swing control
- Dependable and easy swing initiation on all surfaces
- Automatic stumble recovery
- Manual extension lock
- Smart Extension makes raising from a squatted position easier with less resistance
- Weatherproof design allows exposure to fresh water splashes
- Enhanced stability controls available
- Accompanying Össur Logic app for iOS devices provides:
 - Simple practitioner setup and adjustment, and printable user activity reports
 - Functional training exercises for improved user confidence
 - Selection of user preferences and monitoring of step count and battery charge level



RECOMMENDED WITH



Seal-In® X TF liner



Pro-Flex® Pivot



Re-Flex® Shock



Pro-Flex® XC
Torsion



Pro-Flex® XC



PROPRIO FOOT®

*Note. Pro-Flex can not be used for high impact activities.



RHEO KNEE® XC

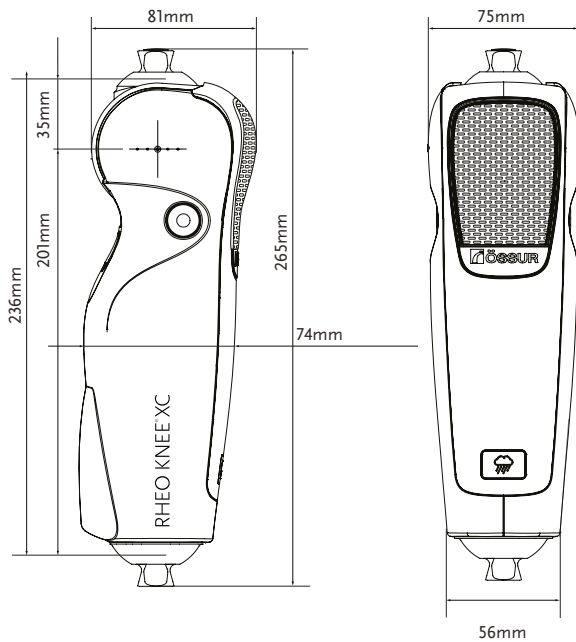


| User Information | | |
|-------------------------|---------------------------------------|--------|
| Amputation Level: | Transfemoral and Knee Disarticulation | |
| Impact Level: | Low to moderate | High |
| Maximum Patient Weight: | 136 kg | 110 kg |

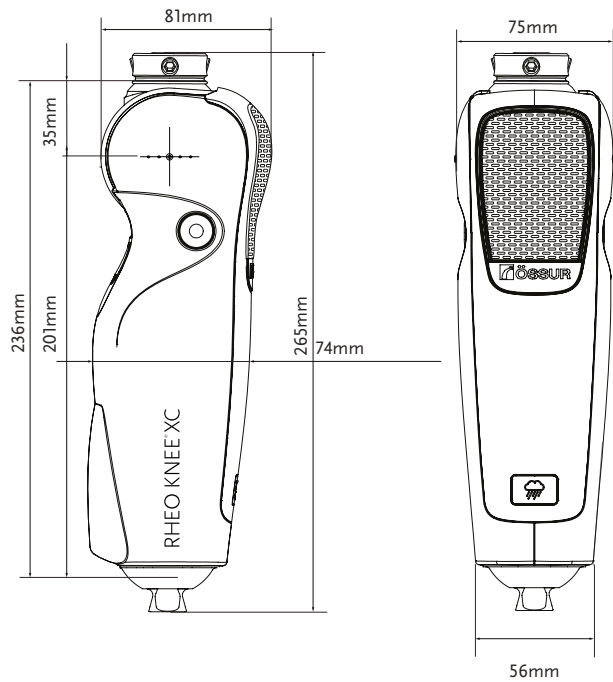
| Knee Information | |
|------------------------------|--------|
| Net weight: | 1.6 kg |
| Build Height: | 236 mm |
| Knee Flexion: | 120° |
| Aluminium Frame Construction | |
| Weatherproof | |

CLEARANCE

RHEO KNEE XC



RHEO KNEE XC WITH THREADED TOP ADAPTER (A - 1453 10)



RHEO KNEE® XC

KITS

RHEO KNEE XC KIT

| Part# | Description |
|-----------|---|
| RKNXC0005 | 5 Years Warranty (Incl. Service Check at 40 Months) |
| RKNXC0003 | 3 Years Warranty |

Includes:

- RHEO KNEE XC
- RHEO KNEE Power Supply w/Plug
- Terms of warranty
- Instructions for use



RHEO KNEE XC KIT WITH THREADED TOP ADAPTER:

RHEO KNEE XC with threaded top adapter is the solution for knee disarticulation amputees and those with long residual limbs.

To order RHEO KNEE XC with threaded top adapter, order the RHEO KNEE XC Kit and add Össur's Female Pyramid Insert to the order.

| Part# | Description | Height | Weight |
|----------|--|--------|--------|
| A-145310 | Female Pyramid Insert / Threaded Top Adapter | 9mm | 33g |



COMPONENTS

POWER SUPPLY

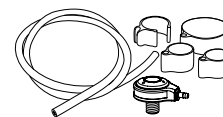
| Part# | Description |
|----------|---------------------|
| CME50110 | Power Supply w/Plug |



UNITY

UNITY KITS

| Part# | Description | Applicable Foot Kits |
|---------|--------------------|----------------------|
| UTF0001 | Unity TF Valve Kit | All |



DUAL CHARGER KIT

The Dual Charger Kit is an optional kit that allows for simultaneous charging of any two combinations of RHEO Knee, RHEO Knee XC and Proprio Foot.

POWER SUPPLY

| Part# | Description |
|----------|-----------------------------------|
| CME10110 | Power Supply and Cable Attachment |



POWER KNEE™

INTRODUCTION

The Power Knee is the world's first actively powered prosthetic knee. Active assistance powers flexion and extension to mimic concentric and eccentric muscle activity. Advanced sensors accurately detect the user's movements and inform the microprocessor where state-of-the-art artificial intelligence enables the knee to respond to the user's needs.

A powerful motor provides active stance and swing control. Delivering active extension when standing up, controlled resistance when descending, active flexion and extension during walking and energy returning stance flexion, Power Knee facilitates symmetrical weight distribution and natural gait.

KEY FEATURES

- Auto-adaptive real-time stance and swing control
- Energy returning stance flexion
- Active assistance in level-ground walking, step-over-step stair ascent and when standing up
- Intuitive knee lock when standing, facilitating equal weight distribution
- 25 hour typical usage on a single battery
- Replaceable battery, can be charged in knee or separately
- Accompanying Össur Logic app for iOS devices provides simple practitioner setup and adjustment



RECOMMENDED WITH



Seal-In® X TF liner



Pro-Flex® Pivot



Pro-Flex® LP
Torsion



Pro-Flex® XC
Torsion



Pro-Flex® LP



Pro-Flex® LP
Align



Pro-Flex® XC
Waterproof



PROPRIO FOOT®

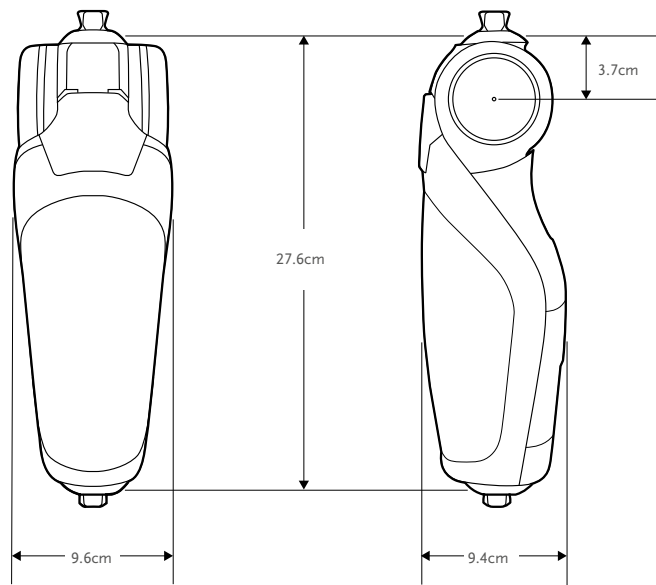
POWER KNEE™



| User Information | |
|-------------------------|--|
| Amputation Level: | Transfemoral, Knee Disarticulation, Hip Disarticulation, Bilateral TF/KD |
| Impact Level: | Low to Moderate |
| Maximum Patient Weight: | 116kg |

| Knee Information | |
|-------------------------|-------|
| Weight (incl. Battery): | 2.6kg |
| Build Height: | 276mm |
| Knee Flexion: | 120° |

CLEARANCE



KITS

POWER KNEE KIT

| Part# | Description |
|----------|--|
| PKA10001 | Power Knee incl. 2 Years Warranty. Additional warranty may be purchased while the device is still under warranty to a total of 6-years of protection. 1, 2, 3 and 4-year warranty extensions |

Includes:

- POWER KNEE
- Lithium Ion Battery Pack
- Power Supply
- Instruction for use

POWER KNEE™

COMPONENTS

POWER KNEE BATTERY

| Part# | Description |
|----------|--------------------|
| PKA10002 | Power Knee Battery |

POWER SUPPLY

| Part# | Description |
|----------|---------------------|
| CME50110 | Power Supply w/Plug |



EXTENDED WARRANTY

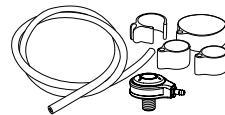
POWER KNEE ADDITIONAL WARRANTY*

| Part# | Description |
|-----------|--------------------------------|
| PKA01GE1Y | 1-year Additional Warranty |
| PKA01GE2Y | 2-years of Additional Warranty |
| PKA01GE3Y | 3-years of Additional Warranty |
| PKA01GE4Y | 4-years of Additional Warranty |

UNITY

UNITY KITS

| Part# | Description | Applicable Foot Kits |
|---------|--------------------|----------------------|
| UTF0001 | Unity TF Valve Kit | All |



ÖSSUR ADAPTERS

KIT WITH LONG SET SCREWS FOR EXTREME ALIGNMENT

| Part# | Material | Length | Quantity |
|----------|-----------------|--------|----------|
| A-960800 | Stainless Steel | 16mm | 10pcs |



KIT WITH LONG SET SCREWS FOR EXTREME ALIGNMENT

| Part# | Material | Length | Quantity |
|----------|----------|--------|----------|
| A-960900 | Steel | 16mm | 10pcs |



WEIGHT LIMIT 100KG

SOCKET ADAPTERS

4-HOLE SOCKET ADAPTER

| Part# | Material | Height | Build Height | Weight |
|----------|-----------|--------|--------------|--------|
| A-122100 | Aluminium | 18.5mm | 18.5mm | 70g |




MALE PYRAMID INSERT FOR PRONG

| Part# | Material | Height | Build Height | Weight |
|----------|------------------------|--------|--------------|--------|
| A-134300 | Stainless Steel Insert | 31mm | 7.5mm | 94g |




FEMALE PYRAMID INSERT FOR PRONG

| Part# | Material | Height | Build Height | Weight |
|----------|-----------------|--------|--------------|--------|
| A-144300 | Stainless Steel | 23mm | 14mm | 83g |




4-HOLE ADAPTERS, WITH SCREWS

4-HOLE MALE PYRAMID

| Part# | Material | Height | Build Height | Weight |
|----------|---------------------------------------|--------|--------------|--------|
| A-233100 | Aluminium with Stainless Steel Insert | 23.5mm | 9mm | 62g |




4-HOLE FEMALE PYRAMID

| Part# | Material | Height | Build Height | Weight |
|----------|-----------|--------|--------------|--------|
| A-242100 | Aluminium | 16mm | 16mm | 46g |




TUBE CLAMPS

MALE PYRAMID TUBE CLAMP

| Part# | Material | Height | Build Height | Weight |
|----------|---------------------------------------|--------|--------------|--------|
| A-333100 | Aluminium with Stainless Steel Insert | 56mm | 41.5mm | 62g |




FEMALE PYRAMID TUBE CLAMP

| Part# | Material | Height | Build Height | Weight |
|----------|-----------|--------|--------------|--------|
| A-342100 | Aluminium | 50mm | 16mm | 64g |




4-HOLE TUBE CLAMP


| Part# | Material | Height | Build Height | Weight |
|----------|-----------|--------|--------------|--------|
| A-322100 | Aluminium | 38mm | 4mm | 52g |




WEIGHT LIMIT 100KG


SINGLE ADAPTERS

MALE SINGLE ADAPTER - SHORT

| Part# | Material | Height | Build Height | Weight |  |
|----------|---|--------|--------------|--------|---|
| A-433110 | Aluminium with Stainless Steel Pyramid Insert | 50mm | 35.5mm | 60g | |




MALE SINGLE ADAPTER - LONG

| Part# | Material | Height | Build Height | Weight |  |
|-----------|---|--------|--------------|--------|---|
| A-433120* | Aluminium with Stainless Steel Pyramid Insert | 77mm | 63mm | 86g | |



*77mm overall, can be cut to length 70mm


FEMALE SINGLE ADAPTER - SHORT

| Part# | Material | Height | Build Height | Weight |  |
|-----------|-----------|--------|--------------|--------|---|
| A-442100* | Aluminium | 100mm | 100mm | 86g | |



*100mm overall, can be cut to length 60mm

FEMALE SINGLE ADAPTER - LONG


| Part# | Material | Height | Build Height | Weight |  |
|-----------|-----------|--------|--------------|--------|--|
| A-442110* | Aluminium | 200mm | 200mm | 153g | |



*200mm overall, can be cut to length 60mm

STANDARD ADAPTERS

FEMALE DOUBLE ADAPTER - 32MM

| Part# | Material | Height | Build Height | Weight |  |
|----------|-----------|--------|--------------|--------|---|
| A-542110 | Aluminium | 32mm | 32mm | 66g | |




FEMALE DOUBLE ADAPTER - 45MM

| Part# | Material | Height | Build Height | Weight |  |
|----------|-----------|--------|--------------|--------|---|
| A-542120 | Aluminium | 45mm | 45mm | 76g | |



FEMALE DOUBLE ADAPTER - 60MM

| Part# | Material | Height | Build Height | Weight |  |
|----------|-----------|--------|--------------|--------|---|
| A-542130 | Aluminium | 60mm | 60mm | 88g | |



FEMALE DOUBLE ADAPTER - 75MM

| Part# | Material | Height | Build Height | Weight |  |
|----------|-----------|--------|--------------|--------|---|
| A-542140 | Aluminium | 75mm | 75mm | 100g | |



MALE DOUBLE ADAPTER

| Part# | Material | Height | Build Height | Weight |  |
|----------|---|--------|--------------|--------|---|
| A-533100 | Aluminium with Stainless Steel Pyramid Insert | 41mm | 12mm | 84g | |



MALE PYRAMID ADAPTER

| Part# | Material | Weight Limit | Weight |
|----------|--------------------------------------|--------------|--------|
| A-834300 | Stainless Steel Male Pyramid Adapter | 100kg | 111g |



WEIGHT LIMIT 100KG

PYLONS AND TUBES

TUBE - SHORT AND LONG

| Part# | Material | Length |
|----------|-----------|--------|
| A-712010 | Aluminium | 250mm |
| A-712020 | Aluminium | 400mm |



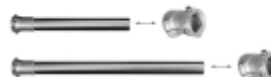
FEMALE PYLON - SHORT AND LONG

| Part# | Material | Length |
|----------|-----------|--------|
| A-742010 | Aluminium | 250mm |
| A-742020 | Aluminium | 400mm |



FEMALE PYLON KIT 1 - SHORT AND LONG

| Part# | Material | Length |
|----------|-----------|--------|
| A-762111 | Aluminium | 250mm |
| A-762121 | Aluminium | 400mm |



FEMALE PYLON - SHORT AND LONG

| Part# | Material | Length |
|----------|-----------------|--------|
| A-748010 | Aluminium/Titan | 250mm |
| A-748020 | Aluminium/Titan | 400mm |



HEIGHT ADJUSTABLE PYLON

| Part# | Material | Min. Height | Min. Build Height | Range of Adjustment | Weight |
|----------|-----------|-------------|-------------------|---------------------|--------|
| A-542350 | Aluminium | 77mm | 76mm | 77-95mm | 190g |



HEIGHT ADJUSTABLE PYLON - LONG

| Part# | Material | Min. Height | Min. Build Height | Range of Adjustment | Weight |
|----------|-----------|-------------|-------------------|---------------------|--------|
| A-542360 | Aluminium | 94mm | 94mm | 94-128mm | 220g |



FOOT ADAPTER

SACH FOOT ADAPTER

| Part# | Material | Height | Build Height | Weight |
|----------|---|--------|--------------|--------|
| A-833100 | Aluminium with Stainless Steel Pyramid insert | 25mm | 9.5mm | 105g |



SHIFT ADAPTERS

FEMALE PYRAMID TUBE CLAMP WITH 14MM OFFSET

| Part# | Material | Height | Build Height | Weight |
|----------|-----------|--------|--------------|--------|
| A-342430 | Aluminium | 69mm | 35mm | 135g |



WEIGHT LIMIT 125KG

4-HOLE FEMALE PYRAMID WITH 20/20 OFFSET

| Part# | Material | Height | Build Height | Weight |  |
|----------|-----------|--------|--------------|--------|--|
| A-242500 | Aluminium | 22mm | 22mm | 118g | |




4-HOLE FEMALE PYRAMID 20/20 OFFSET 10° RIGHT

| Part# | Material | Height | Build Height | Weight |  |
|----------|-----------|--------|--------------|--------|--|
| A-242510 | Aluminium | 24mm | 24mm | 120g | |



4-HOLE FEMALE PYRAMID 20/20 OFFSET 10° LEFT

| Part# | Material | Height | Build Height | Weight |  |
|----------|-----------|--------|--------------|--------|--|
| A-242520 | Aluminium | 24mm | 24mm | 120g | |



MALE-FEMALE DOUBLE ADAPTER WITH 8MM OFFSET AND 10 DEGREES ANGLE

| Part# | Material | Height | Build Height | Weight |  |
|----------|-----------------|--------|--------------|--------|--|
| A-554700 | Stainless steel | 40mm | 24mm | 153g | |



EURO 4-HOLE ADAPTER


| Part# | Material | Height | Build Height | Weight |  |
|----------|-----------|--------|--------------|--------|--|
| A-122300 | Aluminium | 11mm | 11mm | 70g | |



WEIGHT LIMIT 136KG


4-HOLE ADAPTERS, WITH SCREWS

4-HOLE MALE PYRAMID WITH ROTATION

| Part# | Material | Height | Build Height | Weight |  |
|---------|-----------------|--------|--------------|--------|--|
| M625400 | Stainless Steel | 25mm | 10.5mm | 145g | |



4-HOLE FEMALE PYRAMID WITH ROTATION

| Part# | Material | Height | Build Height | Weight |  |
|---------|-----------------|--------|--------------|--------|--|
| M626400 | Stainless Steel | 19mm | 19mm | 115g | |



SOCKET ADAPTERS

4-HOLE CONNECTION PLATE

| Part# | Material | Height | Build Height | Weight |  |
|---------|-----------|--------|--------------|--------|--|
| 1651014 | Aluminium | 9mm | 9mm | 60g | |



WEIGHT LIMIT 166KG

SOCKET ADAPTERS

MALE PYRAMID SOCKET ADAPTER

| Part# | Material | Height | Build Height | Weight |
|----------|----------|--------|--------------|--------|
| A-135100 | Titanium | 23mm | 8.5mm | 58g |



4-HOLE SOCKET ADAPTER

| Part# | Material | Height | Build Height | Weight |
|----------|----------|--------|--------------|--------|
| A-125100 | Titanium | 18.5mm | 18.5mm | 112g |



4-PRONG SOCKET ADAPTER

| Part# | Material | Height | Build Height | Weight |
|----------|-----------------|--------|--------------|--------|
| A-114040 | Stainless Steel | 8mm | 8mm | 158g |



3-PRONG SOCKET ADAPTER

| Part# | Material | Build Height | Weight |
|----------|-----------------|--------------|--------|
| A-114030 | Stainless Steel | 8mm | 124g |



MALE PYRAMID INSERT FOR PRONG

| Part# | Material | Height | Build Height | Weight |
|----------|----------|--------|--------------|--------|
| A-135300 | Titanium | 31mm | 7.5mm | 56g |



FEMALE PYRAMID INSERT FOR PRONG

| Part# | Material | Height | Build Height | Weight |
|----------|----------|--------|--------------|--------|
| A-145300 | Titanium | 23mm | 14mm | 53g |



FEMALE PYRAMID INSERT FOR PRONG LP

| Part# | Material | Height | Build Height | Weight |
|----------|----------|--------|--------------|--------|
| A-145310 | Titanium | 9mm | 9mm | 33g |



MALE PYRAMID ADAPTER

| Part# | Material | Height | Build Height | Weight |
|----------|----------|--------|--------------|--------|
| A-835300 | Titanium | 32.8mm | 18mm | 80g |



FEMALE PYRAMID ADAPTER

| Part# | Material | Height | Build Height | Weight |
|----------|----------|--------|--------------|--------|
| A-845300 | Titanium | 26mm | 26mm | 85g |



WEIGHT LIMIT 166KG

4-HOLE ADAPTERS, WITH SCREWS

4-HOLE MALE PYRAMID

| Part# | Material | Height | Build Height | Weight |
|----------|----------|--------|--------------|--------|
| A-235100 | Titanium | 23mm | 8.5mm | 54g |



4-HOLE MALE PYRAMID WITH ROTATION

| Part# | Material | Height | Build Height | Weight |
|----------|----------|--------|--------------|--------|
| A-235300 | Titanium | 25mm | 10.5mm | 72g |



4-HOLE MALE PYRAMID WITH 8MM OFFSET

| Part# | Material | Height | Build Height | Weight |
|----------|----------|--------|--------------|--------|
| A-235400 | Titanium | 23mm | 8.5mm | 65g |



4-HOLE FEMALE PYRAMID

| Part# | Material | Height | Build Height | Weight |
|----------|----------|--------|--------------|--------|
| A-245100 | Titanium | 15.5mm | 15.5mm | 64g |



4-HOLE FEMALE PYRAMID WITH ROTATION

| Part# | Material | Height | Build Height | Weight |
|----------|----------|--------|--------------|--------|
| A-245300 | Titanium | 17.5mm | 17.5mm | 76g |



TUBE CLAMPS

MALE PYRAMID TUBE CLAMP

| Part# | Material | Height | Build Height | Weight |
|----------|----------|--------|--------------|--------|
| A-335100 | Titanium | 56mm | 5.5mm | 82g |



FEMALE PYRAMID TUBE CLAMP

| Part# | Material | Height | Build Height | Weight |
|----------|----------|--------|--------------|--------|
| A-345100 | Titanium | 50mm | 14mm | 78g |



4-HOLE TUBE CLAMP

| Part# | Material | Height | Build Height | Weight |
|----------|----------|--------|--------------|--------|
| A-325100 | Titanium | 38mm | 2mm | 68g |



WEIGHT LIMIT 166KG

SINGLE ADAPTERS

MALE SINGLE ADAPTER - SHORT

| Part# | Material | Height | Build Height | Weight | |
|----------|----------|--------|--------------|--------|--|
| A-435110 | Titanium | 50mm | 35.5mm | 80g | |

MALE SINGLE ADAPTER - LONG

| Part# | Material | Height | Build Height | Weight | |
|-----------|----------|--------|--------------|--------|--|
| A-435120* | Titanium | 77mm | 63mm | 103g | |

*77mm overall, can be cut to length 70mm

FEMALE SINGLE ADAPTER

| Part# | Material | Height | Build Height | Weight | |
|-----------|----------|--------|--------------|--------|--|
| A-445100* | Titanium | 100mm | 100mm | 118g | |

*100mm overall can be cut to 60mm length

DOUBLE ADAPTERS

FEMALE DOUBLE ADAPTER - 32MM

| Part# | Material | Height | Build Height | Weight | |
|----------|----------|--------|--------------|--------|--|
| A-545110 | Titanium | 32mm | 32mm | 90g | |

FEMALE DOUBLE ADAPTER - 45MM

| Part# | Material | Height | Build Height | Weight | |
|----------|----------|--------|--------------|--------|--|
| A-545120 | Titanium | 45mm | 45mm | 102g | |

FEMALE DOUBLE ADAPTER - 60MM

| Part# | Material | Height | Build Height | Weight | |
|----------|----------|--------|--------------|--------|--|
| A-545130 | Titanium | 60mm | 60mm | 119g | |

FEMALE DOUBLE ADAPTER - 75MM

| Part# | Material | Height | Build Height | Weight | |
|----------|----------|--------|--------------|--------|--|
| A-545140 | Titanium | 75mm | 75mm | 135g | |

MALE DOUBLE ADAPTER

| Part# | Material | Height | Build Height | Weight | |
|----------|----------|--------|--------------|--------|--|
| A-535100 | Titanium | 41mm | 12mm | 98g | |



WEIGHT LIMIT 166KG

PYLONS AND TUBES

FEMALE PYLON TITANIUM, WP – LONG & SHORT

| Part# | Material | Length |
|----------|---|--------|
| A-748030 | Titanium Female Pyramid, Aluminium Tube | 250mm |
| A-748040 | Titanium Female Pyramid, Aluminium Tube | 400mm |



FEMALE PYLON KIT TITANIUM, WP – LONG & SHORT

| Part# | Material | Length |
|----------|--|--------|
| A-764111 | Titanium Female Pyramid, Aluminium Tube, Titanium Tube Clamp | 250mm |
| A-764121 | Titanium Female Pyramid, Aluminium Tube, Titanium Tube Clamp | 400mm |



FOOT ADAPTER

SACH FOOT ADAPTER

| Part# | Material | Height | Build Height | Weight |
|----------|----------|--------|--------------|--------|
| A-835100 | Titanium | 25mm | 9.5mm | 110g |



SHIFT ADAPTERS

SHIFT ADAPTER WITH TITANIUM

| Part# | Material | Height | Build Height | Weight |
|----------|----------|--------|--------------|--------|
| A-645210 | Titanium | 60mm | 60mm | 208g |



TORSION SHOCK ADAPTER



The Torsion Shock Adapter has shock absorption and rotational functions that reduce rotary and shear forces on the residual limb. It may be used as a part of a prosthesis during daily-living activities as needed.

| User Information | |
|------------------------------|---|
| Amputation Level: | Lower Limb |
| Impact Level: | Low to High |
| Maximum Patient Weight: | 147kg |
| Weight of the Adapter: | 415g |
| Build height of the Adapter: | 67-93mm (depending on connecting adapter) |



WEATHERPROOF



ORDERING INFORMATION

SIZE SELECTION TABLE


| Weight (kg) | 45-77 | 78-88 | 89-100 | 101-116 | 117-130 | 131-147 |
|-----------------------|----------|----------|----------|----------|----------|----------|
| Low Impact Level | TSA50001 | TSA50001 | TSA50001 | TSA50002 | TSA50003 | TSA50003 |
| Moderate Impact Level | TSA50001 | TSA50001 | TSA50002 | TSA50003 | TSA50003 | N/A |
| High Impact Level | TSA50001 | TSA50002 | TSA50003 | TSA50003 | N/A | N/A |

COMPONENTS

Össur recommends using the Torsion Shock Adapter with M36 adapters by Össur. For reference see compatible adapters below.

COMPATIBLE ADAPTERS

| Picture | Part# | Description | Material | Weight Limit | Weight |
|---------|----------|-------------------------|-----------------|--------------|--------|
| 1. | A-114030 | 3- Prong Socket Adapter | Stainless Steel | 166kg | 124g |
| 2. | A-114040 | 4- Prong Socket Adapter | Stainless Steel | 166kg | 158g |
| 3. | A-122300 | Euro 4-Hole Adapter | Aluminum | 125kg | 70g |
| 4. | A-834300 | Male Pyramid Adapter | Stainless Steel | 100kg | 111g |
| 4. | A-835300 | Male Pyramid Adapter | Titanium | 166kg | 80g |
| 5. | A-845300 | Female Pyramid Adapter | Titanium | 166kg | 85g |



KNEE ROTATION ADAPTER



Knee Rotation Adapter enables users to turn the knee 360°. It is made for TF amputees and is to be placed directly above the knee.

The Knee Rotation Adapter is a non-invasive, reusable prosthetic device designed for single patient use.

It is made to be used with all Össur bionic and mechanical knees.



KEY FEATURES

- Enables rotation of the lower leg/prosthesis
- Easy Handling: push one button to start rotation
- Unit locks automatically in neutral position
- Activities in limited space are possible (e.g. driving a car)
- Eases daily activities (e.g. putting on shoes)
- Patient can move into complex combination postures they could not otherwise do (e.g. sitting with legs crossed)

| User Information | |
|-------------------------|---------------------------------------|
| Amputation Level: | Transfemoral and Knee Disarticulation |
| Impact Level: | Low to Moderate |
| Maximum Patient Weight: | 125kg |



WEATHERPROOF

ORDERING INFORMATION

KNEE ROTATION ADAPTER

| Part# | Description | Material | Height | Build height | Weight |
|----------|-----------------------|-----------------|--------|--------------|--------|
| A-554300 | Knee Rotation Adapter | Stainless Steel | 42mm | 27mm | 210g |

ÖSSUR SPORT SOLUTIONS



CHEETAH® KNEE
PAGE 261



CHEETAH® XCEED
PAGE 260



FLEX-RUN™
PAGE 266



CHEETAH® XCEL
PAGE 260



CHEETAH® XTREME
PAGE 273



CHEETAH® XTEND
PAGE 277



FLEX-FOOT CHEETAH®
PAGE 281



CHEETAH® XPANSE
PAGE 284

CHEETAH® KNEE



The Cheetah Knee is a lightweight polycentric knee with 3-phase hydraulic swing control, specifically designed for rapid flexion and extension for running and sprinting. The polycentric design offers good stability in stance, allows for controlled deceleration enabling users to participate in a wide range of sports activities. Although not specifically designed for walking, Cheetah Knee's 4-bar geometry makes it possible to walk and easily transition from walking to jogging and/or running.

- Polycentric knee, designed for high activity such as jogging, running and sprinting
- 4-bar geometry for increased stability in stance
- Hydraulic swing control to support rapid flexion and extension
- Soft extension bumper
- Short knee center to top distance, useful for long transfemoral limbs or knee disarticulation
- Male pyramid distal connection for easy alignment



| Patient Profile: | |
|-------------------------|---------------------------------------|
| Amputation Level: | Transfemoral and Knee Disarticulation |
| Impact Level: | Moderate to Extreme |
| Maximum Patient Weight: | 100 kg |

| Product Information: | |
|----------------------|---------|
| Build Height: | 108mm |
| Weight of Knee: | 0.62 kg |
| Flexion: | 110° |



MULTI AXIS



HYDRAULIC CONTROL

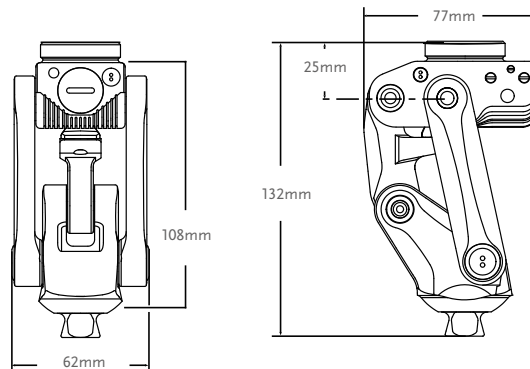


MULTI SPEED



SOCKET CONNECTOR ADAPTATION

CLEARANCE



KITS





| Part# | Description |
|----------|--------------|
| CKN10000 | Cheetah Knee |

CHEETAH® KNEE

COMPONENTS

TOTAL KNEE ADAPTERS

| Picture | Part# | Description | Material | Weight Limit | Weight |
|---------|----------|-------------------------|-----------------|--------------|--------|
| 1. | A-114040 | 4- Prong Socket Adapter | Stainless Steel | 166kg | 158g |
| 2. | A-122300 | Euro 4-Hole Adapter | Aluminium | 125kg | 70g |
| 3. | A-834300 | Male Pyramid Adapter | Stainless Steel | 100kg | 111g |
| 3. | A-835300 | Male Pyramid Adapter | Titanium | 166kg | 80g |
| 4. | A-845300 | Female Pyramid Adapter | Titanium | 166kg | 85g |



CHEETAH® XCEED



Cheetah Xceed has been designed to translate the functionality of Össur's high-performance blades to the needs of the everyday sports enthusiast. It features a longer toe lever for enhanced push-off and offers a higher energy return.

It is appropriate for transfemoral and transtibial users participating in high impact activities, such as recreational jogging, trail running, distance running and triathlons.

The Nike Spike pad has been designed exclusively for the Össur Cheetah Range and has been improved for the blade to provide specialised traction.



| User Information | |
|-------------------------|------------------------------|
| Amputation Level: | Transfemoral and Transtibial |
| Impact Level: | High to Extreme |
| Maximum Patient Weight: | 147kg |



WATERPROOF

| Foot information | |
|--------------------------|--|
| Categories: | 1-9 |
| Sizes: | One Size Per Category |
| Weight of Foot (Cat. 5): | 1000g |
| Build Height: | 345mm with Nike Traction SoleX/ without pyramid |
| Adapter Options: | 4-hole Male and Female pyramid. Refer to adapter table for more pyramid options |

ORDERING INFORMATION

FOR COMPLETE CHEETAH XCEED KIT



*Includes Nike Traction SoleX

NIKE SOLE OPTIONS

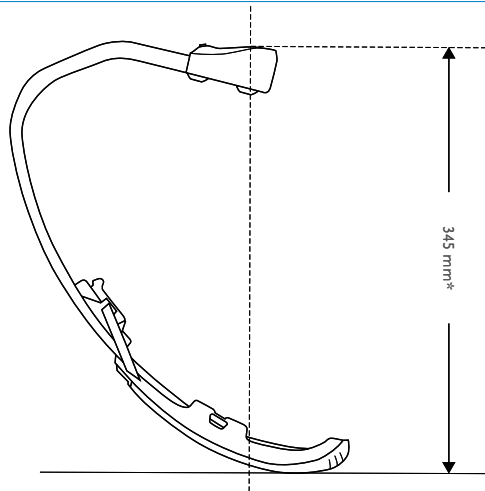


CHEETAH® XCEED

CATEGORY SELECTION CHART

| Weight kg | 45-52 | 53-59 | 60-68 | 69-77 | 78-88 | 89-100 | 101-116 | 117-130 | 131-147 |
|------------------------------|-------|-------|-------|-------|-------|--------|---------|---------|---------|
| High to Extreme Impact Level | 1 | 2 | 3 | 4 | 5 | 6 | 7 | 8 | 9 |

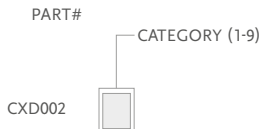
CLEARANCE



*Note: Build height of 4 – hole adapters should be added to this value for total build height.

KITS

CHEETAH XCEED KIT



Includes:

- Nike Traction SoleX and attachment



NIKE SOLES

| Picture | Part# | Description | Cat. |
|---------|----------|-----------------------------|------|
| 1. | NSS50041 | Nike Traction SoleX | 1-9 |
| 1. | NSS50012 | Nike Spike SoleX* | 1-9 |
| 2. | NSS50021 | Nike Spike Pad 2.0* | 1-9 |
| 3. | NSS50031 | Nike SoleX Attachment Kit** | 1-9 |



*Includes:

- 7mm Pyramid Spikes
- Wrench

**Pluseries needs to be ordered separately

Note: Nike Spike Pad has same spikes as Nike track and field shoes, additional spikes can be purchased at Nike.

CHEETAH® XCEED

ADAPTERS

4-HOLE MALE PYRAMID

| Part# | Material | Height | Build Height | Weight |
|----------|----------|--------|--------------|--------|
| A-235100 | Titanium | 23mm | 8.5mm | 54g |



4-HOLE MALE PYRAMID WITH ROTATION

| Part# | Material | Height | Build Height | Weight |
|----------|----------|--------|--------------|--------|
| A-235300 | Titanium | 25mm | 10.5mm | 72g |



4-HOLE MALE PYRAMID WITH 8MM OFFSET

| Part# | Material | Height | Build Height | Weight |
|----------|----------|--------|--------------|--------|
| A-235400 | Titanium | 23mm | 8.5mm | 65g |



4-HOLE FEMALE PYRAMID

| Part# | Material | Height | Build Height | Weight |
|----------|----------|--------|--------------|--------|
| A-245100 | Titanium | 15.5mm | 15.5mm | 64g |



4-HOLE FEMALE PYRAMID WITH ROTATION

| Part# | Material | Height | Build Height | Weight |
|----------|----------|--------|--------------|--------|
| A-245300 | Titanium | 17.5mm | 17.5mm | 76g |



TOOLS

+PLUSERIES DISPENSER

| Part# | Description |
|----------|-----------------------------|
| FSX80016 | +Pluseries 215 ml Dispenser |



+PLUSERIES ADHESIVE

| Part# | Description |
|----------|---|
| FSX80015 | +Pluseries Adhesive 215 ml - Composite 1 Minute |
| FSX80017 | +Pluseries Mixing Nozzle Includes: 6 Mixing Nozzles |



FLEX-RUN™



The Flex-Run offers unmatched performance and efficiency for amputees and prosthetists. Össur and Nike have partnered to design a running foot from the ground up, leveraging Össur's expertise in running prostheses with Nike's world renowned traction and sole technologies.

The improved Flex-Run features a longer toe lever and efficient energy return. The Nike Sole offers great traction to help improve performance for the runner.

Flex-Run is appropriate for users with transfemoral and transtibial amputation participating in high impact activities such as recreational jogging, trail running, distance running and triathlons. It is available in both Standard and Junior (LP) models.



| User Information | |
|-------------------------|------------------------------|
| Amputation Level: | Transfemoral and Transtibial |
| Impact Level: | High to Extreme |
| Maximum Patient Weight: | 130kg |

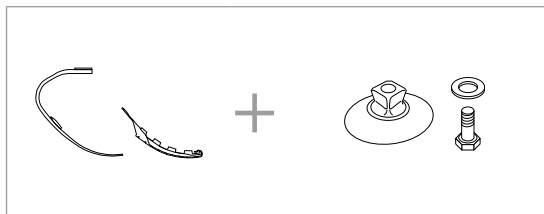


WATERPROOF


| Foot information | |
|--------------------------|---|
| Categories: | 1-9 |
| Sizes: | One Size Per Category |
| Weight of Foot (Cat. 5): | 400g 694g with Sole and Male Pyramid |
| Build Height: | 261mm 277mm with Sole |
| Adapter Options: | Male or Female Bolt on Pyramid |

ORDERING INFORMATION

FOR COMPLETE FLEX-RUN KIT WITH MALE PYRAMID



FOR COMPLETE FLEX-RUN KIT WITH FEMALE PYRAMID

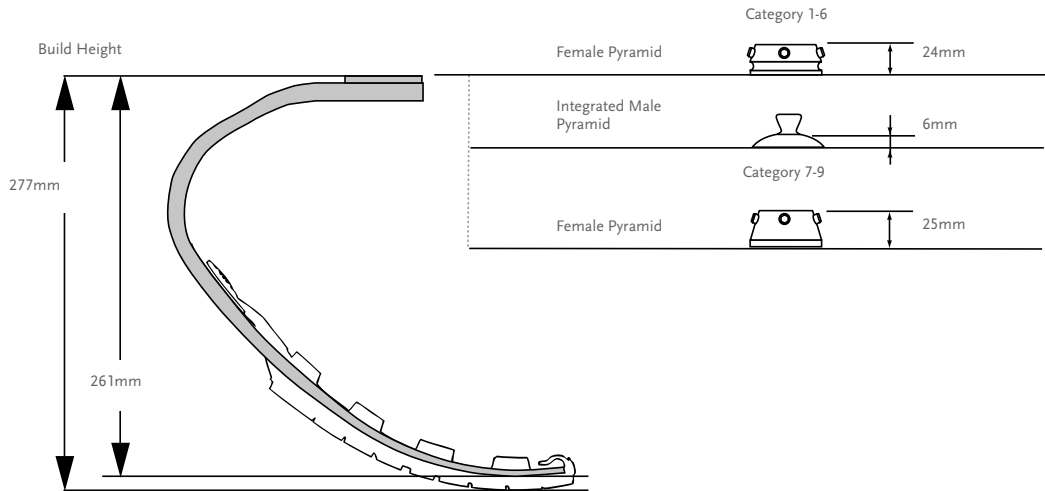


FLEX-RUN™

CATEGORY SELECTION CHART

| Weight kg | 37-44 | 45-52 | 53-59 | 60-68 | 69-77 | 78-88 | 89-100 | 101-116 | 117-130 |
|------------------------------|-------|-------|-------|-------|-------|-------|--------|---------|---------|
| High to Extreme Impact Level | 1 | 2 | 3 | 4 | 5 | 6 | 7 | 8 | 9 |

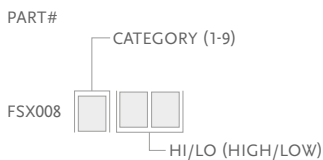
CLEARANCE



Note: Sole adds 16 mm to build height.

KITS

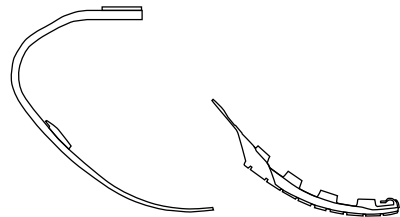
FLEX-RUN KIT



Note: Flex-Run is excluded from trial period. For LP Flex-Run see Flex-Run Junior. For information on special or custom orders, please contact your local Össur representative.

Includes:

- Foot Module
- Attachment Plate (can be supplied bonded on the foot upon request)
- Nike Sole
- Bag for Nike Sole



FLEX-RUN™

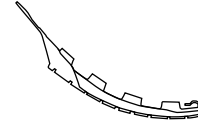
KITS

NIKE SOLE KIT

| Part# | Size | Cat. |
|----------|----------|------|
| CM150163 | One Size | 1-9 |

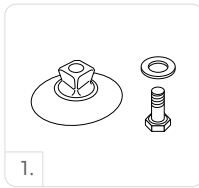
Includes:

- Nike Sole
- Medallion
- Loctite
- Bag for Nike Sole



FOOT ADAPTER SETS

| Picture | Part# | Description | Weight | Bolt Size | Cat. |
|---------|----------|---------------------------------|--------|------------|------|
| 1. | FWX00030 | Male Pyramid Foot Adapter Set | 75g | M10 x 40mm | 1-6 |
| 2. | CM150161 | Female Pyramid Foot Adapter Set | 100g | M10 x 35mm | 1-6 |
| 2. | CM150162 | Female Pyramid Foot Adapter Set | 186g | M12 x 50mm | 7-9 |



REPLACEMENT BOLT

| Part# | Size | Cat. |
|----------|------------|------|
| CM130221 | M10 x 40mm | 1-6 |

COMPONENTS

| Part# | Description | Cat. |
|----------|------------------|------|
| FWX40001 | Attachment Plate | 1-6 |
| FWX40002 | Attachment Plate | 7-9 |

CHEETAH® XCEL



Cheetah Xcel is the next generation short sprinting foot from Össur that is specifically designed for explosive short-distance sprints. The carbon blade features a more extreme curve and the dynamic shape allows for the foot to flex and give a powerful energy kick. A long toe enhances push-off, while the plantar-flexed pylon handles forward progression.

The Nike Spike pad has been designed exclusively for the Össur Cheetah Range and has been improved for the blade to provide specialised traction.



| User information | |
|-------------------------|------------------------------|
| Amputation Level: | Transfemoral and Transtibial |
| Impact Level: | Extreme |
| Maximum Patient Weight: | 45kg - 147kg |



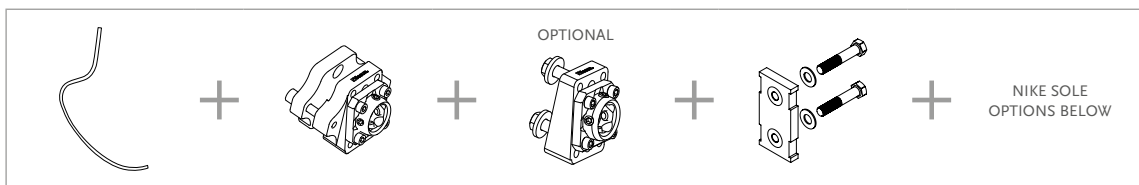
WATERPROOF

| Foot information | |
|-------------------|--|
| Categories: | 1-9 |
| Sizes: | Two Sizes Per Category |
| Weight of Foot: | Size Large - 980 g Size small - 820 g |
| Max Build Height: | Size Large - 569 mm Size small - 538 mm |
| Min Build Height: | Size Large - 513 mm Size small - 443 mm |
| Adapter Options: | Lamination Connector |

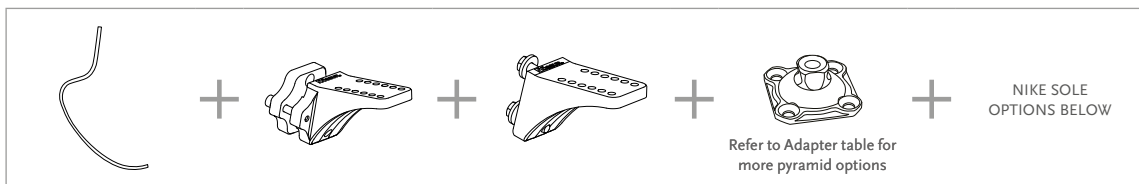
Note: Build height is from bottom of foot to top of lamination connector.

ORDERING INFORMATION

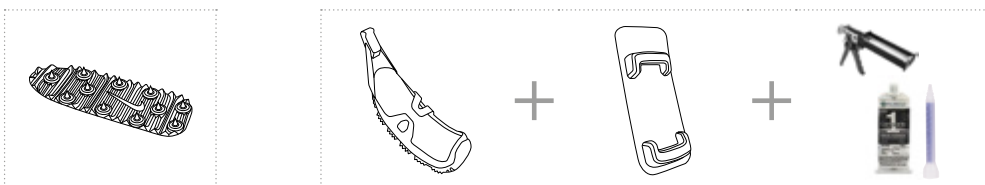
FOR COMPLETE CHEETAH XCEL DYNAMIC 10 KIT



FOR COMPLETE CHEETAH XCEL L-ADAPTER



NIKE SOLE OPTIONS



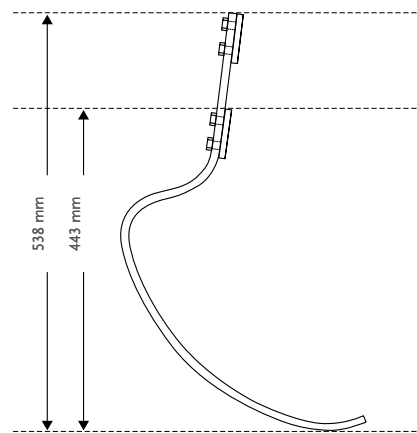
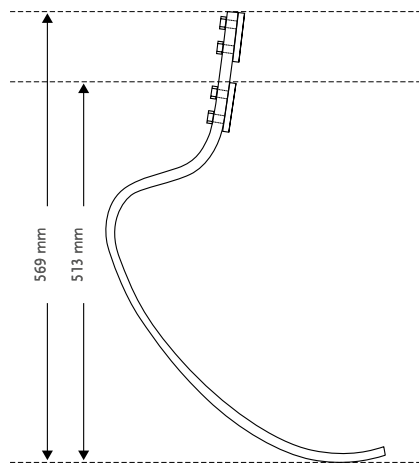
CHEETAH® XCEL

CATEGORY SELECTION CHART

| Weight kg | 45-52 | 53-59 | 60-68 | 69-77 | 78-88 | 89-100 | 101-116 | 117-130 | 131-147 |
|----------------------|-------|-------|-------|-------|-------|--------|---------|---------|---------|
| Extreme Impact Level | 1 | 2 | 3 | 4 | 5 | 6 | 7 | 8 | 9 |

CLEARANCE

WITH LAMINATION CONNECTOR



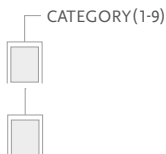
KITS

CHEETAH XCEL KIT

PART#

LARGE:
CXL004

SMALL:
CXL002



Includes:

- Foot module

Note: Soles to be ordered separately.



CHEETAH® XCEL

KITS

NIKE SOLES

| Picture | Part# | Description | Cat. |
|---------|----------|-----------------------------|------|
| 1. | NSS50041 | Nike Traction SoleX | 1-9 |
| 1. | NSS50012 | Nike Spike SoleX* | 1-9 |
| 2. | NSS50021 | Nike Spike Pad 2.0* | 1-9 |
| 3. | NSS50031 | Nike SoleX Attachment Kit** | 1-9 |

* Includes:

- 7mm Pyramid Spikes
- Wrench

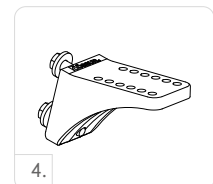
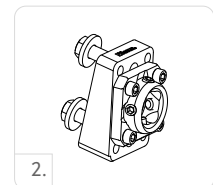
** Pluseries needs to be ordered separately

Note: Nike Spike Pad has same spikes as Nike track and field shoes, additional spikes can be purchased at Nike.



CHEETAH ALIGNMENT ADAPTERS KIT

| Picture | Part# | Description | Cat. |
|---------|----------|----------------------------|------|
| 1. | CXL50002 | Dynamic - Adapter 10°Kit | 1-6 |
| 2. | CXL50001 | Bolted - Adapter 10°Kit | 1-6 |
| 3. | CXL50004 | Dynamic L - Adapter 13°Kit | 1-6 |
| 4. | CXL50003 | Bolted L-Adapter 13°Kit | 1-6 |

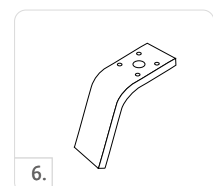


L-BRACKET KITS

| Picture | Part# | Description | Cat. |
|---------|----------|--------------------|------|
| 5. | FSX50005 | 5° L-Bracket Kits | 1-6 |
| 6. | FSX50006 | 20° L-Bracket Kits | 1-6 |

Includes:

- L-Bracket without inserts
- Pyramid Attachment Hardware
- Alignment Wedges
- Alignment Hardware

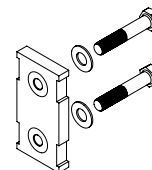


LAMINATION CONNECTOR KIT

| Part# | Description | Cat. |
|----------|----------------------|------|
| FSX50009 | Lamination Connector | 1-9 |

Includes:

- Connector
- Alignment Wedges (2°, 4°, 6°, 8°)
- Attachment Hardware
- Lamination Kit



CHEETAH® XCEL


KITS

HARDWARE KIT FOR T CONNECTORS

| Part# | Length | Weight | Size | Cat. |
|----------|--------|--------|----------|------|
| CM100055 | 10mm | 144g | x 2-1/2" | 1-9 |

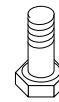
Includes:

- Bolts
- Nuts
- Spherical Washer
- Flat Washer



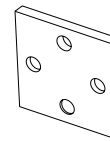
ATTACHMENT BOLT FOR LAMINATION CONNECTOR

| Part# | Description | Size | Cat. |
|----------|--|------------------|------|
| CM130211 | Attachment Bolt for Lamination Connector | 3/8"-24 x 1 1/2" | 1-9 |
| CM130213 | Attachment Bolt for Lamination Connector | 3/8"-24 x 1 3/4" | 1-9 |
| CM130214 | Attachment Bolt for Lamination Connector | 3/8"-24 x 1 3/8" | 1-9 |



ALIGNMENT WEDGES

| Part# | Description | Cat. |
|----------|---------------------|------|
| CM140515 | Alignment Wedges 2° | ALL |
| CM140516 | Alignment Wedges 4° | ALL |
| CM140517 | Alignment Wedges 6° | ALL |
| CM140518 | Alignment Wedges 8° | ALL |



ADAPTERS

4-HOLE MALE PYRAMID

| Part# | Material | Height | Build Height | Weight |
|----------|----------|--------|--------------|--------|
| A-235100 | Titanium | 23mm | 8.5mm | 54g |



4-HOLE MALE PYRAMID WITH ROTATION

| Part# | Material | Height | Build Height | Weight |
|----------|----------|--------|--------------|--------|
| A-235300 | Titanium | 25mm | 10.5mm | 72g |



4-HOLE MALE PYRAMID WITH 8MM OFFSET

| Part# | Material | Height | Build Height | Weight |
|----------|----------|--------|--------------|--------|
| A-235400 | Titanium | 23mm | 8.5mm | 65g |



4-HOLE FEMALE PYRAMID

| Part# | Material | Height | Build Height | Weight |
|----------|----------|--------|--------------|--------|
| A-245100 | Titanium | 15.5mm | 15.5mm | 64g |



4-HOLE FEMALE PYRAMID WITH ROTATION

| Part# | Material | Height | Build Height | Weight |
|----------|----------|--------|--------------|--------|
| A-245300 | Titanium | 17.5mm | 17.5mm | 76g |



CHEETAH® XTREME



The blade of champions – inspired by the world’s fastest. Cheetah Xtreme is the short-distance sprinting foot, a holder of multiple world records.

Designed specifically for the fast, short-distance sprints, the carbon blade features a more extreme curve than the other Cheetahs. This dynamic shape allows the foot to flex more offering a powerful energy kick. A longer, flatter toe enhances push off, while the plantar-flexed pylon supports better forward progression.

The Nike Spike Pad has been designed exclusively for the Cheetah. It provides specialised traction that has been optimised for the blade.

A new alignment adapter for the Cheetah is now available for quicker set up and easier alignment of the blade.



| User information | |
|-------------------------|------------------------------|
| Amputation Level: | Transfemoral and Transtibial |
| Impact Level: | Extreme |
| Maximum Patient Weight: | 147kg |



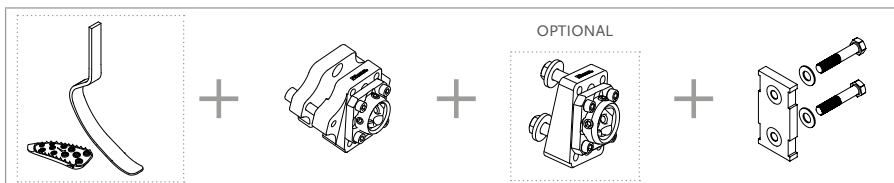
WATERPROOF

| Foot information | |
|-------------------|-----------------------|
| Categories: | 1-9 |
| Sizes: | One Size Per Category |
| Weight of Foot: | 918g |
| Max Build Height: | 530mm |
| Min Build Height: | 375mm |
| Adapter Options: | Lamination Connector |

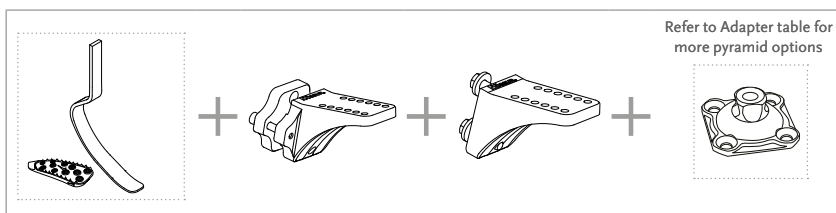
Note: Build height is from bottom of foot to center of lower bolt hole of lamination connector.

ORDERING INFORMATION

FOR COMPLETE CHEETAH XTREME DYNAMIC 10 KIT



FOR COMPLETE CHEETAH XTREME L-ADAPTER KIT



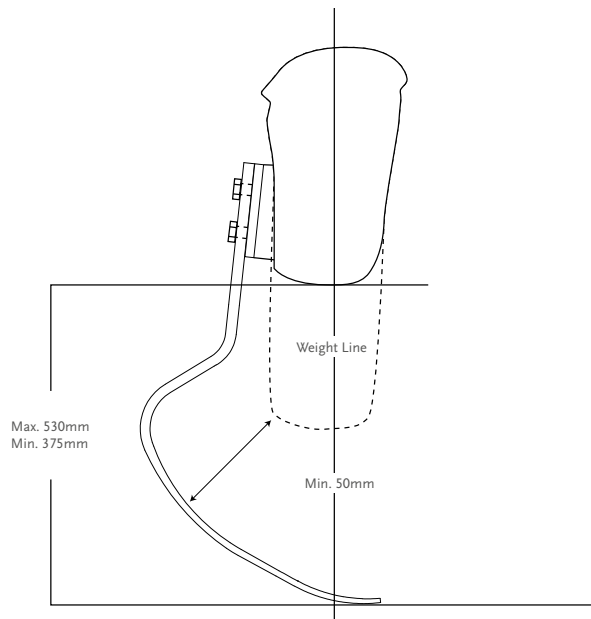
CHEETAH® XTREME

CATEGORY SELECTION CHART

| Weight kg | 45-52 | 53-59 | 60-68 | 69-77 | 78-88 | 89-100 | 101-116 | 117-130 | 131-147 |
|----------------------|-------|-------|-------|-------|-------|--------|---------|---------|---------|
| Extreme Impact Level | 1 | 2 | 3 | 4 | 5 | 6 | 7 | 8 | 9 |

CLEARANCE

WITH LAMINATION CONNECTOR



KITS

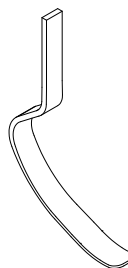
CHEETAH XTREME KIT

| PART# | CATEGORY (1-9) |
|--------|----------------|
| FSX003 | |

Includes:

- Cheetah Xtreme Blade
- Nike Spike Pad Kit

Note: Cheetah Xtreme is excluded from the trial period.



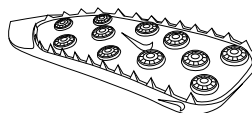
NIKE SPIKE PAD KIT

| Part# | Description | Cat. |
|----------|----------------|------|
| FSX50008 | Nike Spike Pad | 1-9 |

Includes:

- Nike Spike Pad
- 7mm Pyramid Spikes
- Wrench

Note: Nike Spike Pad has same spikes as Nike track and field shoes, additional spikes can be purchased at Nike.

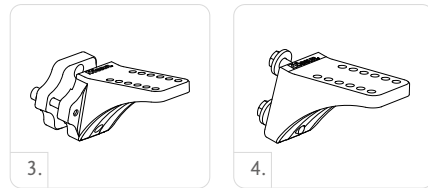
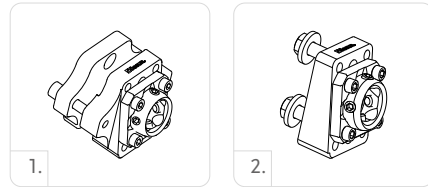


CHEETAH® XTREME

KITS

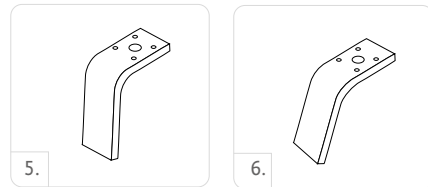
CHEETAH XTREME ALIGNMENT ADAPTERS

| Picture | Part# | Description | Cat. |
|---------|----------|----------------------------|------|
| 1. | CXL50002 | Dynamic - Adapter 10°Kit | 1-6 |
| 2. | CXL50001 | Bolted - Adapter 10°Kit | 1-6 |
| 3. | CXL50004 | Dynamic L - Adapter 13°Kit | 1-6 |
| 4. | CXL50003 | Bolted L-Adapter 13°Kit | 1-6 |



L-BRACKET KITS

| Picture | Part# | Description | Cat. |
|---------|----------|--------------------|------|
| 5. | FSX50005 | 5° L-Bracket Kits | 1-6 |
| 6. | FSX50006 | 20° L-Bracket Kits | 1-6 |

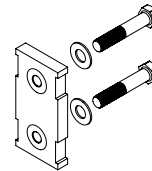


Includes:

- L-Bracket without inserts
- Pyramid Attachment Hardware
- Alignment Wedges
- Alignment Hardware

LAMINATION CONNECTOR KIT

| Part# | Description | Cat. |
|----------|----------------------|------|
| FSX50009 | Lamination Connector | 1-9 |

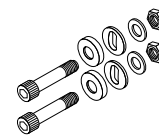


Includes:

- Connector
- Alignment Wedges (2°, 4°, 6°, 8°)
- Attachment Hardware
- Lamination Kit

HARDWARE KIT FOR T CONNECTORS

| Part# | Length | Weight | Size | Cat. |
|----------|--------|--------|----------|------|
| CM100055 | 10mm | 144g | x 2-1/2" | 1-9 |



Includes:

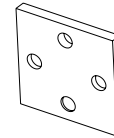
- Bolts
- Nuts
- Spherical Washer
- Flat Washer

CHEETAH® XTREME

KITS


ALIGNMENT WEDGES

| Part# | Description | Cat. |
|----------|---------------------|------|
| CM140515 | Alignment Wedges 2° | ALL |
| CM140516 | Alignment Wedges 4° | ALL |
| CM140517 | Alignment Wedges 6° | ALL |
| CM140518 | Alignment Wedges 8° | ALL |



ALIGNMENT ADAPTER KIT

| Part# | Description | Cat. |
|----------|-------------------|------|
| FSX50007 | Alignment Adapter | ALL |



ATTACHMENT BOLT FOR LAMINATION CONNECTOR

| Part# | Description | Size | Cat. |
|----------|--|------------------|------|
| CM130211 | Attachment Bolt for Lamination Connector | 3/8"-24 x 1 1/2" | 1-9 |
| CM130213 | Attachment Bolt for Lamination Connector | 3/8"-24 x 1 3/4" | 1-9 |
| CM130214 | Attachment Bolt for Lamination Connector | 3/8"-24 x 1 3/8" | 1-9 |



ADAPTERS

4-HOLE MALE PYRAMID

| Part# | Material | Height | Build Height | Weight |
|----------|----------|--------|--------------|--------|
| A-235100 | Titanium | 23mm | 8.5mm | 54g |



4-HOLE MALE PYRAMID WITH ROTATION

| Part# | Material | Height | Build Height | Weight |
|----------|----------|--------|--------------|--------|
| A-235300 | Titanium | 25mm | 10.5mm | 72g |



4-HOLE MALE PYRAMID WITH 8MM OFFSET

| Part# | Material | Height | Build Height | Weight |
|----------|----------|--------|--------------|--------|
| A-235400 | Titanium | 23mm | 8.5mm | 65g |



4-HOLE FEMALE PYRAMID

| Part# | Material | Height | Build Height | Weight |
|----------|----------|--------|--------------|--------|
| A-245100 | Titanium | 15.5mm | 15.5mm | 64g |



4-HOLE FEMALE PYRAMID WITH ROTATION

| Part# | Material | Height | Build Height | Weight |
|----------|----------|--------|--------------|--------|
| A-245300 | Titanium | 17.5mm | 17.5mm | 76g |



CHEETAH® XTEND



Kick into high gear with a responsive and comfortable ride from start to finish.

The Cheetah Xtend is the companion for longer sprints and short-distance running (400-5000m). This highly effective carbon fiber blade has a continuous curve toward the toe offering a smooth rollover. The longer, flatter toe enhances push off, while the plantar flexed pylon supports better forward progression.

The Nike Spike Pad has been designed exclusively for the Cheetah. It provides specialised traction that has been optimized for the blade.

A new alignment adapter for the Cheetah is now available for quicker set up and easier alignment off the blade.



| User Information | |
|-------------------------|------------------------------|
| Amputation Level: | Transfemoral and Transtibial |
| Impact Level: | Extreme |
| Maximum Patient Weight: | 147kg |



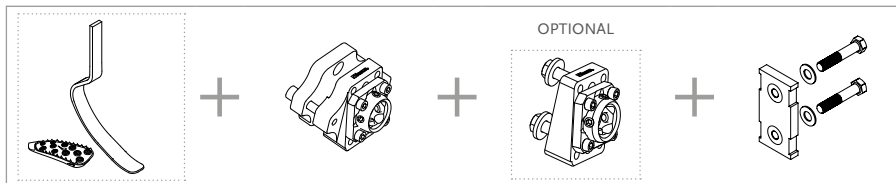
WATERPROOF

| Foot information | |
|-------------------|-----------------------|
| Categories: | 1-9 |
| Sizes: | One Size Per Category |
| Weight of Foot: | 750g |
| Max Build Height: | 451mm |
| Min Build Height: | 330mm |
| Adapter Options: | Lamination Connector |

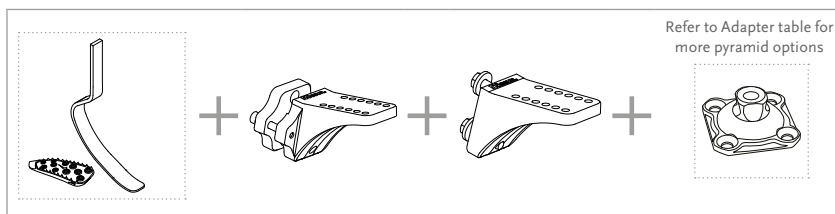
Note: Build height is from bottom of foot to center of lower bolt hole of lamination connector.

ORDERING INFORMATION

FOR COMPLETE CHEETAH XTEND DYNAMIC 10 KIT



FOR COMPLETE CHEETAH XTEND L-ADAPTER KIT



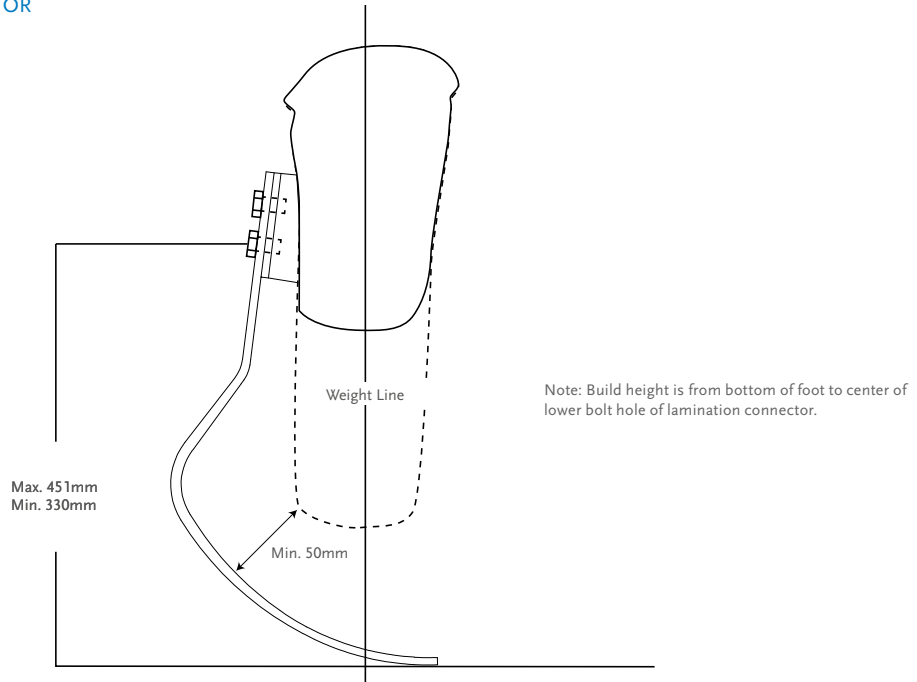
CHEETAH® XTEND

CATEGORY SELECTION CHART

| Weight kg | 45-52 | 53-59 | 60-68 | 69-77 | 78-88 | 89-100 | 101-116 | 117-130 | 131-147 |
|----------------------|-------|-------|-------|-------|-------|--------|---------|---------|---------|
| Extreme Impact Level | 1 | 2 | 3 | 4 | 5 | 6 | 7 | 8 | 9 |

CLEARANCE

WITH LAMINATION CONNECTOR



KITS

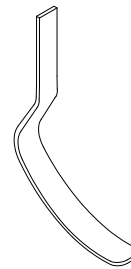
CHEETAH XTEND KIT

| PART# | CATEGORY(1-9) |
|--------|---------------|
| FSX006 | |

Includes:

- Cheetah Xtend Blade
- Nike Spike Pad Kit

Note: Cheetah Xtend is excluded from the trial period.



NIKE SPIKE PAD KIT

| Part# | Description | Cat. |
|----------|----------------|------|
| FSX50008 | Nike Spike Pad | 1-9 |

Includes:

- Nike Spike Pad
- 7mm Pyramid Spikes
- Wrench

Note: Nike Spike Pad has same spikes as Nike track and field shoes, additional spikes can be purchased at Nike.

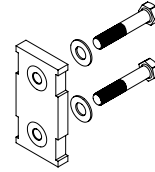


CHEETAH® XTEND

KITS

LAMINATION CONNECTOR KIT

| Part# | Description | Cat. |
|----------|----------------------|------|
| FSX50009 | Lamination Connector | 1-9 |

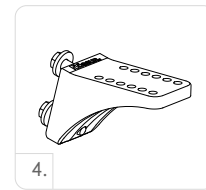
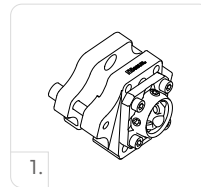


Includes:

- Connector
- Alignment Wedges (2°, 4°, 6°, 8°)
- Attachment Hardware
- Lamination Kit

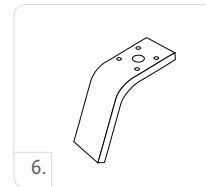
CHEETAH XTEND ALIGNMENT ADAPTERS KIT

| Picture | Part# | Description | Cat. |
|---------|----------|----------------------------|------|
| 1. | CXL50004 | Dynamic L - Adapter 13°Kit | 1-6 |
| 2. | CXL50003 | Bolted L-Adapter 13°Kit | 1-6 |
| 3. | CXL50002 | Dynamic - Adapter 10°Kit | 1-6 |
| 4. | CXL50001 | Bolted - Adapter 10°Kit | 1-6 |



L-BRACKET KITS

| Picture | Part# | Description | Cat. |
|---------|----------|--------------------|------|
| 5. | FSX50005 | 5° L-Bracket Kits | 1-6 |
| 6. | FSX50006 | 20° L-Bracket Kits | 1-6 |




Includes:

- L-Bracket without inserts
- Pyramid Attachment Hardware
- Alignment Wedges
- Alignment Hardware

HARDWARE KIT FOR T CONNECTORS

| Part# | Length | | Weight | | Size | Cat. |
|----------|--------|------|--------|-----|----------|------|
| CM100055 | 10mm | 3/8" | 144g | 5oz | x 2-1/2" | 1-9 |



Includes:

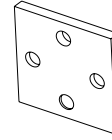
- Bolts
- Nuts
- Spherical Washer
- Flat Washer

CHEETAH® XTEND

KITS

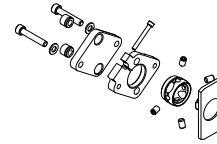
ALIGNMENT WEDGES

| Part# | Description | Cat. |
|----------|---------------------|------|
| CM140515 | Alignment Wedges 2° | ALL |
| CM140516 | Alignment Wedges 4° | ALL |
| CM140517 | Alignment Wedges 6° | ALL |
| CM140518 | Alignment Wedges 8° | ALL |



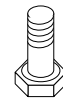
ALIGNMENT ADAPTER KIT

| Part# | Description | Cat. |
|----------|-------------------|------|
| FSX50007 | Alignment Adapter | ALL |



ATTACHMENT BOLT FOR LAMINATION CONNECTOR

| Part# | Description | Size | Cat. |
|----------|--|------------------|------|
| CM130211 | Attachment Bolt for Lamination Connector | 3/8"-24 x 1 1/2" | 1-9 |
| CM130213 | Attachment Bolt for Lamination Connector | 3/8"-24 x 1 3/4" | 1-9 |
| CM130214 | Attachment Bolt for Lamination Connector | 3/8"-24 x 1 3/8" | 1-9 |



FLEX-FOOT CHEETAH®



The Cheetah was the first sport foot of it's kind when first launched in 1996. Ever since the Cheetah has been a choice foot for athletes around the globe.

Cheetah is recommended for longer distance running for transtibial users that do not have clearance for Flex-Run. For sprinting the new Team Össur favourites, Cheetah Xtreme and Cheetah Xtend are recommended.



| User Information | |
|-------------------------|------------------------------|
| Amputation Level: | Transfemoral and Transtibial |
| Impact Level: | Extreme |
| Maximum Patient Weight: | 147kg |



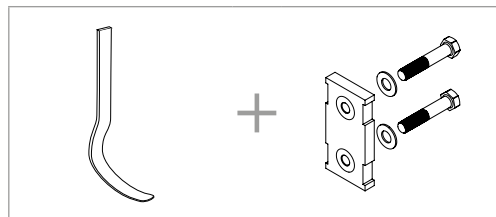
WATERPROOF*

* Waterproof only when directly laminated.

| Foot information | |
|------------------|---|
| Categories: | 1-9 |
| Sizes: | One Size Per Category |
| Weight of Foot: | 512g |
| Build Height: | 411mm |
| Adapter Options: | Lamination Connector or Pylon Connector |

ORDERING INFORMATION

FOR COMPLETE CHEETAH KIT



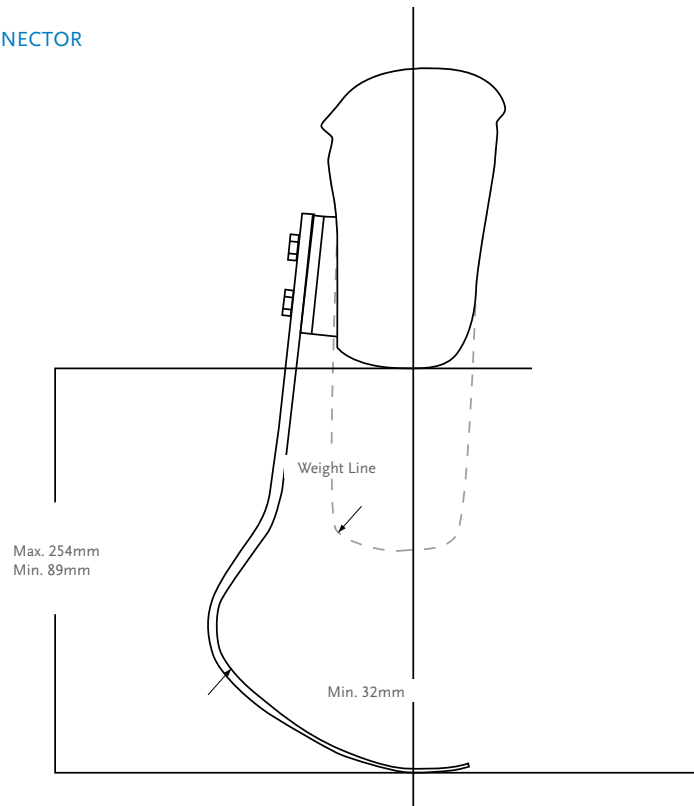
CATEGORY SELECTION CHART

| Weight kg | 45-52 | 53-59 | 60-68 | 69-77 | 78-88 | 89-100 | 101-116 | 117-130 | 131-147 |
|----------------------|-------|-------|-------|-------|-------|--------|---------|---------|---------|
| Extreme Impact Level | 1 | 2 | 3 | 4 | 5 | 6 | 7 | 8 | 9 |

FLEX-FOOT CHEETAH®

CLEARANCE

WITH LAMINATION CONNECTOR



KITS

CHEETAH KIT

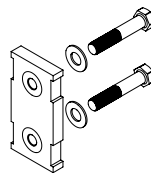
| PART# | CATEGORY (1-9) |
|--------|----------------|
| FSX004 | |



Note: Cheetah is a special order and is excluded from the trial period.

LAMINATION CONNECTOR KIT

| Part# | Description | Cat. |
|----------|----------------------|------|
| FSX50009 | Lamination Connector | 1-9 |



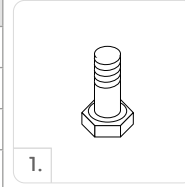
Includes:

- Connector
- Alignment Wedges (2°, 4°, 6°, 8°)
- Attachment Hardware
- Lamination Kit

FLEX-FOOT CHEETAH®

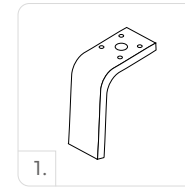
KITS

| Picture | Part# | Description | Size | Cat. |
|---------|----------|--|-------------------|------|
| 1. | CM130218 | Attachment Bolt for Lamination Connector | 5/16"-24 x 1 1/2" | 1-6 |
| | CM130213 | Attachment Bolt for Lamination Connector | 3/8"-24 x 1 3/4" | 7-9 |
| 2. | CM130305 | Attachment Bolt for Pylon Connector | 5/16"-24 x 1 1/2" | 1-6 |
| | CM130304 | Attachment Bolt for Pylon Connector | 3/8"-24 x 1 3/4" | 7-9 |



L-BRACKET WITHOUT INSERTS

| Picture | Part# | Description | Cat. |
|---------|----------|-------------------------------|------|
| 1. | FSX40003 | 5° L-Bracket Without Inserts | 1-6 |
| 2. | FSX40001 | 20° L-Bracket Without Inserts | 1-6 |



L-BRACKET KITS

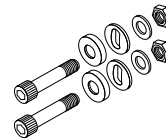
| Picture | Part# | Description | Cat. |
|---------|----------|--------------------|------|
| 1. | FSX50005 | 5° L-Bracket Kits | 1-6 |
| 2. | FSX50006 | 20° L-Bracket Kits | 1-6 |

Includes:

- L-Bracket without inserts
- Pyramid Attachment Hardware
- Alignment Wedges
- Alignment Hardware

HARDWARE KIT FOR T CONNECTORS

| Part# | Length | Weight | Size | Cat. |
|----------|--------|--------|----------|------|
| CM100054 | 8mm | 108g | x 2-1/2" | 1-6 |
| CM100055 | 10mm | 144g | x 2-1/2" | 7-9 |

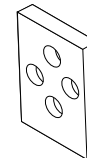


Includes:

- Bolts
- Nuts
- Spherical Washer
- Flat Washer

ALIGNMENT WEDGES

| Part# | Description | Cat. |
|----------|---------------------|------|
| CM140502 | Alignment Wedges 2° | ALL |
| CM140505 | Alignment Wedges 4° | ALL |
| CM140508 | Alignment Wedges 6° | ALL |
| CM140511 | Alignment Wedges 8° | ALL |



CHEETAH® XPANSE



Cheetah Xpanse features a large carbon blade designed to withstand the forces that are set free during high endurance sports such as long jumping. The dynamic shape allows the foot to flex aggressively for a more powerful energy return. A long toe offers an increased ground contact time before push-off, while the plantar-flexed pylon handles forward progression.

The Nike Spike pad has been designed exclusively for the Össur Cheetah Range and has been improved for the blade to provide specialised traction.



| User information | |
|-------------------------|------------------------------|
| Amputation Level: | Transfemoral and Transtibial |
| Impact Level: | Extreme |
| Maximum Patient Weight: | 116kg |



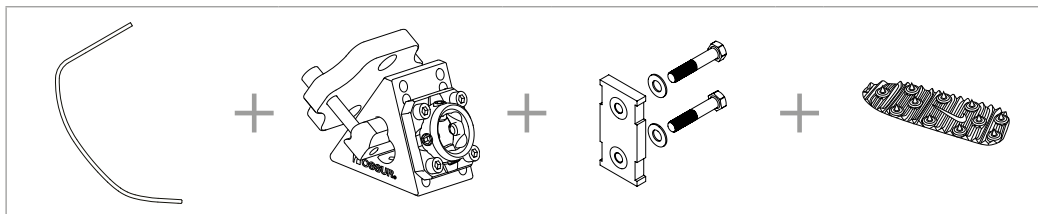
WATERPROOF

| Foot information | |
|-------------------|--|
| Categories: | 1-7 |
| Sizes: | Two Sizes Per Category |
| Weight of Foot: | Size Large - 1250 g Size small - 830 g |
| Max Build Height: | Size Large - 576mm Size small - 466 mm |
| Min Build Height: | Size Large - 481 mm Size small - 379 mm |
| Adapter Options: | Lamination Connector |

Note: Build height is from bottom of foot to top of lamination connector.

ORDERING INFORMATION

FOR COMPLETE CHEETAH XPANSE KIT



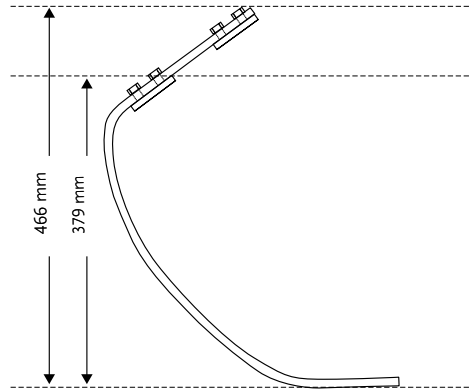
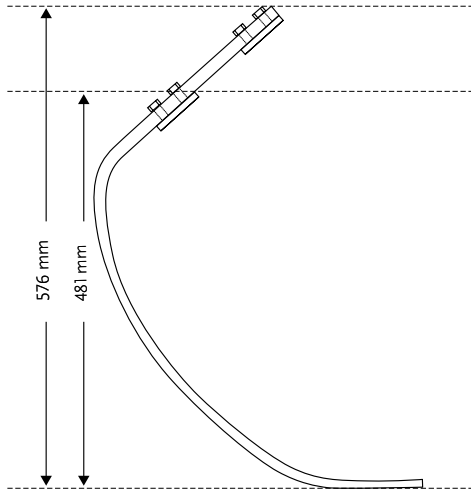
CATEGORY SELECTION CHART

| Weight kg | 45-52 | 53-59 | 60-68 | 69-77 | 78-88 | 89-100 | 101-116 |
|----------------------|-------|-------|-------|-------|-------|--------|---------|
| Extreme Impact Level | 1 | 2 | 3 | 4 | 5 | 6 | 7 |

CHEETAH® XPANSE

CLEARANCE

WITH LAMINATION CONNECTOR



KITS

CHEETAH XPANSE KIT

PART#

CATEGORY (1-7)

LARGE:
CXE004



SMALL:
CXE002



Includes:

- Cheetah Xpanse Blade

Note: Sole to be ordered separately.



NIKE SPIKE PAD KIT

| Part# | Description | Cat. |
|----------|--------------------|------|
| NSS50021 | Nike Spike Pad 2.0 | 1-9 |

Includes:

- 7mm Pyramid Spikes
- Wrench

Note: Nike Spike Pad has same spikes as Nike track and field shoes, additional spikes can be purchased at Nike.



CHEETAH® XPANSE

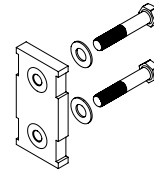
KITS

LAMINATION CONNECTOR KIT

| Part# | Description | Cat. |
|----------|----------------------|------|
| FSX50009 | Lamination Connector | 1-9 |

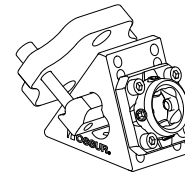
Includes:

- Connector
- Alignment Wedges (2°, 4°, 6°, 8°)
- Attachment Hardware
- Lamination Kit



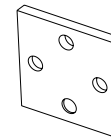
ALIGNMENT ADAPTERS XPANSE KIT

| Part# | Description | Cat. |
|----------|------------------------------|------|
| CXE50001 | Alignment Adapter Xpanse Kit | 1-6 |



ALIGNMENT WEDGES

| Part# | Description | Cat. |
|----------|---------------------|------|
| CM140515 | Alignment Wedges 2° | ALL |
| CM140516 | Alignment Wedges 4° | ALL |
| CM140517 | Alignment Wedges 6° | ALL |
| CM140518 | Alignment Wedges 8° | ALL |



ATTACHMENT BOLT FOR LAMINATION CONNECTOR

| Part# | Description | Size | Cat. |
|----------|--|------------------|------|
| CM130211 | Attachment Bolt for Lamination Connector | 3/8"-24 x 1 1/2" | 1-9 |
| CM130213 | Attachment Bolt for Lamination Connector | 3/8"-24 x 1 3/4" | 1-9 |
| CM130214 | Attachment Bolt for Lamination Connector | 3/8"-24 x 1 3/8" | 1-9 |



ÖSSUR JUNIOR SOLUTIONS

INTRODUCTION

The security and well-being of children are top priorities. All products in the Junior Solution range have been designed to facilitate movements distinct to children and to suit their specific anatomy.

Össur Junior Solutions offers the most advanced and complete lower limb systems for active youngsters.

The first product line specifically designed for children aged 5-12 years, incorporates proven silicone and carbon fiber technology for outstanding performance.



ICEROSS JUNIOR
PAGE 288



VARI-FLEX® JUNIOR
PAGE 290



FLEX-FOOT® JUNIOR
PAGE 293



CHEETAH® XPLORE JUNIOR
PAGE 295



FLEX-RUN™ JUNIOR
PAGE 298



CHEETAH® JUNIOR
PAGE 300



TOTAL KNEE® JUNIOR
PAGE 302



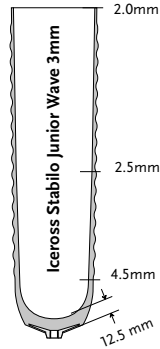
JUNIOR ADAPTERS
PAGE 305

ICEROSS STABILO® JUNIOR LOCKING LINER WITH WAVE

Iceross Stabilo Junior Locking Liner with Wave is especially designed for children providing them comfort and stability.

The liner helps children to engage in high impact daily activities. Active Skin Care ingredients are built into the silicone material.

Össur recommends that Iceross Stabilo Junior Locking Liner with Wave is used in conjunction with the Icelock® 700 Series.



ÖSSUR JUNIOR SOLUTIONS

| User information | |
|-------------------|--------------------------------------|
| Amputation Level: | Transtibial application for children |
| Liner information | |
| Size Standard: | 12, 14, 16, 18. |
| Profile: | 3mm |
| Matrix: | 10cm |

SUSPENSION METHOD



LOCKING

FEATURES



STABILIZING MATRIX



FABRIC COVER



ACTIVE SKIN CARE



SILKEN INNER SURFACE



WAVE

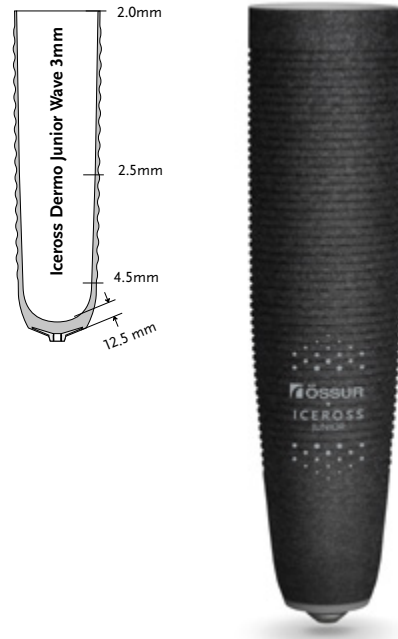
PART NUMBER INFORMATION - ICEROSS STABILO JUNIOR WAVE LINER

| Part# | Profile | Suspension Method | Matrix |
|----------|---------|-------------------|--------|
| I-8301XX | 3mm | Locking | 10cm |

ICEROSS DERMO® JUNIOR LOCKING LINER WITH WAVE

Iceross Dermo Junior Locking Liner with Wave offers comfort and impact protection for children with sensitive skin engaging in medium impact daily activities. Active Skin Care ingredients are built into the silicone material.

Össur recommends that Iceross Dermo Junior Locking Liner with Wave is used in conjunction with the Icelock® 700 Series.



ÖSSUR JUNIOR SOLUTIONS

| User Information | |
|-------------------|--------------------------------------|
| Amputation Level: | Transtibial application for children |
| Liner Information | |
| Size Standard: | 12, 14, 16, 18. |
| Profile: | 3mm |
| Matrix: | 10cm |

SUSPENSION METHOD



LOCKING

FEATURES



STABILIZING MATRIX



FABRIC COVER



ACTIVE SKIN CARE



SILKEN INNER SURFACE



WAVE

PART NUMBER INFORMATION - ICEROSS DERMO JUNIOR WAVE LINER





| Part# | Profile | Suspension Method | Matrix |
|----------|---------|-------------------|--------|
| I-8302XX | 3mm | Locking | 10cm |

VARI-FLEX® JUNIOR

Vari-Flex Junior is designed for children and adolescents providing comfort, dynamics and good energy response.

Vari-Flex Junior is lightweight, easy to assemble and has a slender profile, making it easy to cover



| User Information | | Foot Information | |
|--|--|---------------------------|---|
| Amputation Level: | Transfemoral and Transtibial | Categories: | 1-4 |
| Maximum Patient Weight: | 55kg | Sizes: | 16-24 |
|  |  | Weight of Foot: (Size 18) | 350g with spectra sock and foot cover |
|  |  | Build Height: (Size 18) | 120mm |
| FULL LENGTH TOE LEVER | ACTIVE TIBIAL PROGRESSION | Heel Height: | 10mm |
| SANDAL TOE | WEATHERPROOF | Adapter Options: | Integrated male pyramid Cat 1-3 use Junior Pyramids Cat 4 uses Adult Pyramids |

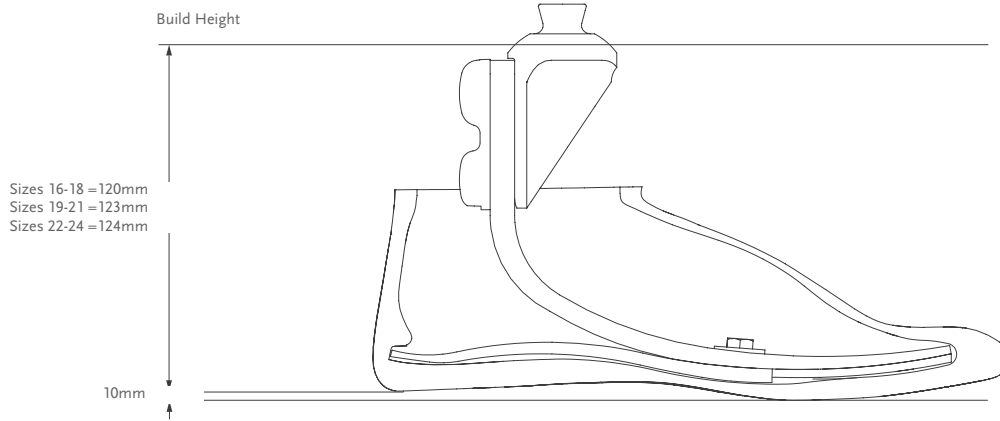
CATEGORY SELECTION CHART

| Weight kg | 15-24 | 25-34 | 35-45 | 46-55 |
|-----------|-------|-------|-------|-------|
| 16 | 1 | N/A | N/A | N/A |
| 17 | 1 | N/A | N/A | N/A |
| 18 | 1 | 2 | N/A | N/A |
| 19 | 1 | 2 | 3 | N/A |
| 20 | N/A | 2 | 3 | 4 |
| 21 | N/A | 2 | 3 | 4 |
| 22 | N/A | 2 | 3 | 4 |
| 23 | N/A | 2 | 3 | 4 |
| 24 | N/A | N/A | 3 | 4 |

NOTE: The above categories apply only to Vari-Flex Junior.
For high impact sport activities please consider other options, such as Cheetah Xplore Junior, Flex-Run Junior and Cheetah Junior.

VARI-FLEX® JUNIOR

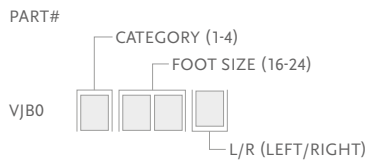
CLEARANCE



OSSUR JUNIOR SOLUTIONS

KITS

VARI-FLEX JUNIOR KIT WITH MALE PYRAMID

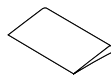


- Includes:
- Foot Module
 - Heel Wedge
 - Male Pyramid

COMPONENTS

JUNIOR HEEL WEDGE KIT

| Part# | Foot Size | Cat. |
|----------|-----------|------|
| CM150017 | 16-24 | All |

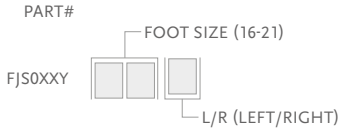


- Includes:
- 1 Wedge
 - Adhesive

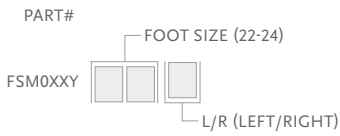
VARI-FLEX® JUNIOR

COSMETIC FINISHING

SIZES 16-21



SIZES 22-24



Includes:

- Foot Cover*
- Flex-Foot Sock

*Please specify when ordering brown covers add "BR" to the part#.

| Part# | Description | Size |
|----------|----------------|-------|
| FCX64022 | Flex-Foot Sock | 16-24 |



FLEX-FOOT® JUNIOR

portant energy return that children require. The Carbon X® Active Heel stores energy and absorbs shock loads while the full-length toe lever contributes to stability and even stride length.

The low profile, energy storing foot module features a sandal toe shape and an integrated male pyramid. The shape of the pyramid adapter contributes to progressive stiffening of the foot, and the carbon fiber layering technique is specifically designed to offer the support and flexibility needed for the varied movements of children.



OSSUR JUNIOR SOLUTIONS

| User Information | |
|-------------------------|------------------------------|
| Amputation Level: | Transfemoral and Transtibial |
| Maximum Patient Weight: | 45kg |



FULL LENGTH TOE LEVER



SANDAL TOE



WEATHERPROOF

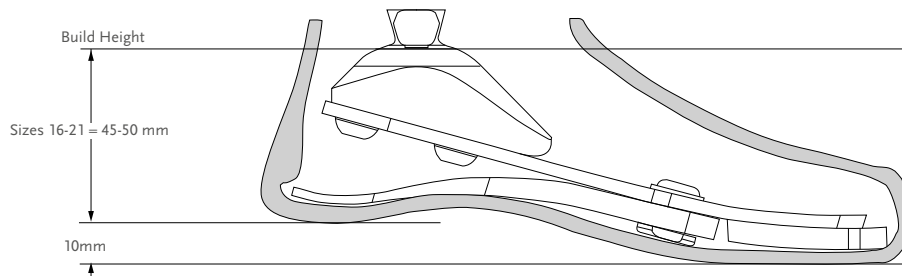
| Foot Information | |
|---------------------------|---|
| Categories: | 1-3 |
| Sizes: | Sizes 16-17; Cat. 1 Sizes 18-19; Cat. 1-2 Sizes 20-21; Cat. 2-3 |
| Weight of Foot: (Size 19) | 288g |
| Build Height: (Size 19) | 46mm |
| Heel Height: | 10mm |
| Adapter Options: | Integrated male pyramid |

CATEGORY SELECTION CHART

| Weight kg | 15-24 | 25-34 | 35-45 |
|-----------|-------|-------|-------|
| Category | 1 | 2 | 3 |

NOTE: The above categories apply only to Flex-Foot Junior
*All sizes not available for each category

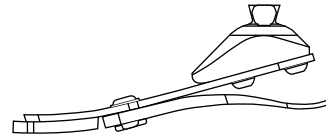
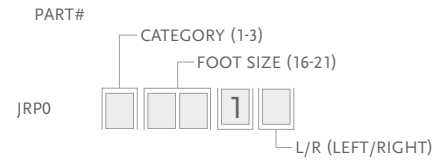
CLEARANCE



FLEX-FOOT® JUNIOR

KITS

FLEX-FOOT JUNIOR



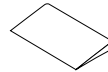
Includes:

- Toe Cushion
- Foot Module
- Heel Module
- Heel Fasteners
- Heel Wedges
- Male Pyramid

COMPONENTS

JUNIOR HEEL WEDGE KIT

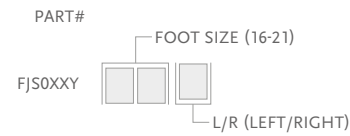
| Part# | Foot Size | Cat. |
|----------|-----------|------|
| CM150017 | 16-21 | All |



Includes:

- 1 Wedge
- Adhesive

COSMETIC FINISHING



Includes:

- Foot Cover*
- Flex-Foot Sock

*Please specify when ordering brown covers add "BR" to the part#.

| Part# | Description | Size |
|----------|----------------|-------|
| FCX64022 | Flex-Foot Sock | 16-21 |



CHEETAH® XPLORE JUNIOR

A custom-built, hybrid carbon fiber foot designed to function as both an everyday and sports foot.

For kids that require the flexibility of an everyday walking foot and a running foot in a single prosthesis, Cheetah Xplore Junior is the answer. Cheetah Xplore couples the proven performance of our Cheetah sprinting foot with a heel for everyday walking/standing.



| User Information | |
|-------------------------|------------------------------|
| Amputation Level: | Transfemoral and Transtibial |
| Maximum Patient Weight: | 55kg |



FULL LENGTH TOE LEVER



ACTIVE TIBIAL PROGRESSION



WATERPROOF

| Foot information | |
|------------------|----------------------------|
| Categories: | 1-4 |
| Sizes: | One Size |
| Weight of Foot: | 312g |
| Build Height: | Min: 185 mm Max: 311 mm |
| Adapter Options: | Lamination Connector |

CATEGORY SELECTION CHART

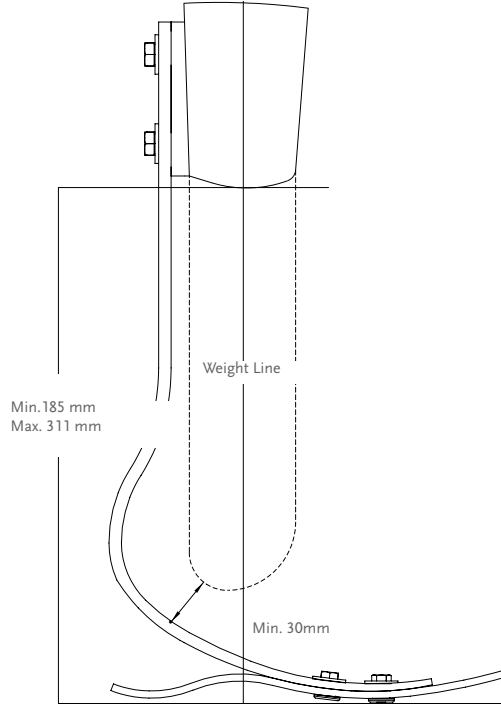
| Weight kg | 15-24 | 25-34 | 35-45 | 46-55 |
|-----------|-------|-------|-------|-------|
| Category | 1 | 2 | 3 | 4 |



CHEETAH® XPLORE JUNIOR

CLEARANCE

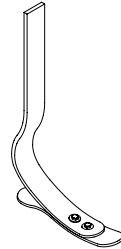
ÖSSUR JUNIOR SOLUTIONS



KITS

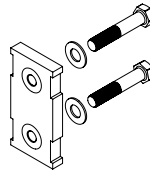
CHEETAH XPLORE KIT

| PART# | CATEGORY (1-4) |
|-------|----------------|
| CHX0 | 24 |

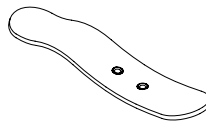


COMPONENTS

| Part# | Description |
|----------|---------------|
| CHX50001 | Connector Kit |



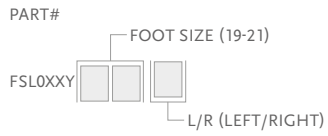
| Part# | Description |
|----------|--------------------------|
| CHX50002 | Sole Plate For Cat 1 & 2 |
| CHX50003 | Sole Plate For Cat 3 & 4 |



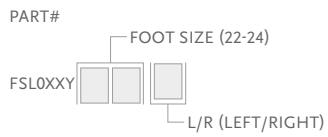
CHEETAH® XPLORE JUNIOR

COSMETIC FINISHING

SIZES 19-21



SIZES 22-24



Includes:

- Foot Cover*
- Flex-Foot Sock

*Please specify when ordering brown covers add "BR" to the part#.

| Part# | Description | Size |
|----------|----------------|-------|
| FCX64022 | Flex-Foot Sock | 19-24 |



FLEX-RUN™ JUNIOR

The Flex-Run Junior is a custom designed solution for children. Its vertical compliance and efficient energy return are must haves for high active children.

The Flex-Run Junior offers increased cushioning and the lower-frequency response makes this foot suitable for Transfemoral and Transtibial users.

The Nike Sole is designed to offer stability and smooth natural rollover.



| User Information | |
|-------------------------|------------------------------|
| Amputation Level: | Transfemoral and Transtibial |
| Maximum Patient Weight: | 84kg |



WATERPROOF

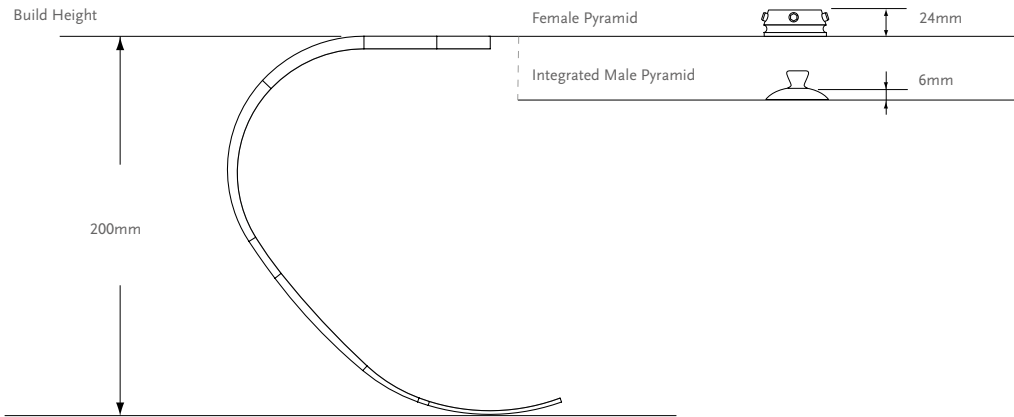
| Foot Information | |
|------------------|--------------------------------|
| Categories: | 1-6 |
| Sizes: | One Size |
| Weight of Foot: | 336g |
| Build Height: | Min: 200 mm |
| Adapter Options: | Male or Female Bolt-on Pyramid |

CATEGORY SELECTION CHART

| Weight kg | 15-24 | 25-34 | 35-45 | 46-55 | 57-67 | 68-84 |
|-----------|-------|-------|-------|-------|-------|-------|
| Category | 1 | 2 | 3 | 4 | 5 | 6 |

FLEX-RUN™ JUNIOR

CLEARANCE

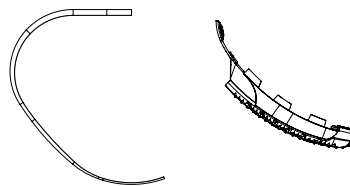
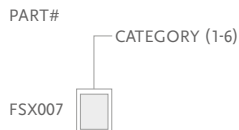


*Note: Sole adds 10 mm to build height.

ÖSSUR JUNIOR SOLUTIONS

KITS

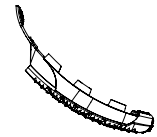
FLEX-RUN KIT



NIKE SOLE JUNIOR VERSION KIT

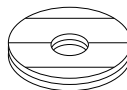
| Part# | Size | Cat. |
|----------|----------|------|
| CM150164 | One Size | 1-6 |

- Includes:
- Nike Sole
 - Medallion
 - Loctite
 - Inside Sole
 - Bag for Nike Sole



COMPONENTS

| Part# | Description | Cat. |
|----------|------------------|------|
| FWX40001 | Attachment Plate | 1-6 |



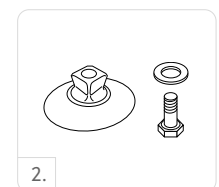
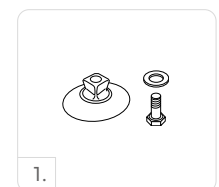
FOOT ADAPTER SETS

| Picture | Part# | Description | Weight | Bolt Size | Cat. |
|---------|----------|--|--------|------------|------|
| 1. | FWX00031 | Junior Male Pyramid Foot Adapter Set | 30g | M8 x 30mm | 1-3 |
| 2. | FWX00030 | Adult Male Pyramid Foot Adapter Set* | 80g | M10 x 40mm | 1-6 |
| 3. | CM150161 | Adult Female Pyramid Foot Adapter Set* | 100g | M10 x 35mm | 1-6 |

*Adult componentry is used for Flex-Run Junior

REPLACEMENT BOLT

| Part# | Size | Cat. |
|----------|-------------|------|
| CM130221 | M10 x 40 mm | 1-6 |
| CM130103 | M10 x 35 mm | 1-6 |
| CM130237 | M8 x 30 mm | 1-3 |



CHEETAH® JUNIOR

Custom-built, high-performance carbon fiber foot designed primarily for sporting activities for both transtibial and transfemoral users. It attaches posterior to the socket, making it agile, strong and a proven performer for those children who want to practice sports.

The Nike Sole is designed to offer stability and smooth natural rollover.



ÖSSUR JUNIOR SOLUTIONS

| User Information | |
|-------------------------|------------------------------|
| Amputation Level: | Transfemoral and Transtibial |
| Maximum Patient Weight: | 55Kg |



WATERPROOF

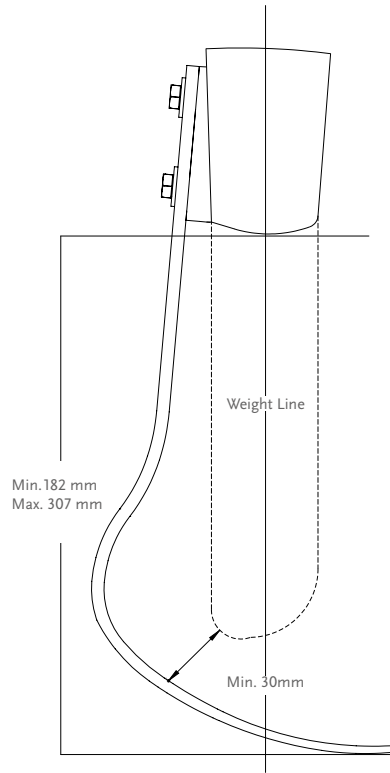
| Foot information | |
|------------------|---------------------------|
| Categories: | 1-4 |
| Sizes: | One Size |
| Weight of Foot: | 232g |
| Weight of Sole: | 114g |
| Build Height: | Min:182 mm Max: 307 mm |
| Adapter Options: | Lamination Connector |

CATEGORY SELECTION CHART

| Weight kg | 15-24 | 25-34 | 35-45 | 46-55 |
|-----------|-------|-------|-------|-------|
| Category | 1 | 2 | 3 | 4 |

CHEETAH® JUNIOR

CLEARANCE

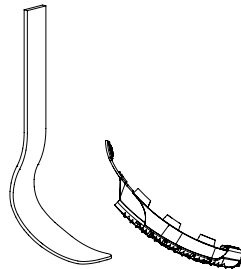


*Note: Sole adds 10 mm to build height.

KITS

CHEETAH KIT

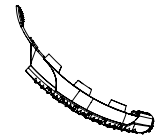
| PART# | CATEGORY (1-4) |
|-------|----------------|
| CJX0 | 00 |



NIKE SOLE JUNIOR VERSION KIT

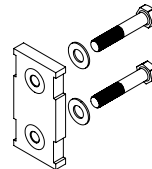
| Part# | Size | Cat. |
|----------|----------|------|
| CM150164 | One Size | 1-4 |

- Includes:
- Nike Sole
 - Medallion
 - Loctite
 - Inside Sole
 - Bag for Nike Sole



COMPONENTS

| Part# | Description |
|----------|---------------|
| CHX50001 | Connector Kit |



TOTAL KNEE® JUNIOR

Total Knee Junior gives young users security, natural motion and ease of walking. Easy to cover, Total Knee Junior offers up to 160 degrees of knee flexion. Total Knee Junior mimics the natural movement of children, who enjoy a broad range of versatile high level activities, such as walking, running, sitting, squatting, and kneeling.

- Polycentric knee with geometric locking system
- Adjustable stance flexion
- Adjustable extension promoter
- Low build height and slender profile



OSSUR JUNIOR SOLUTIONS

| Patient Profile: | |
|-------------------------|---------------------------------------|
| Amputation Level: | Transfemoral and Knee Disarticulation |
| Maximum Patient Weight: | 45kg |

| Product Information: | |
|----------------------|--------------|
| Build Height: | 156mm |
| Weight of Knee: | 395g |
| Flexion: | Stop at 160° |



MULTI AXIS



INCREASED GROUND CLEARANCE



GEOMETRIC LOCK



MECHANICAL CONTROL



SINGLE SPEED



EXTENSION ASSIST

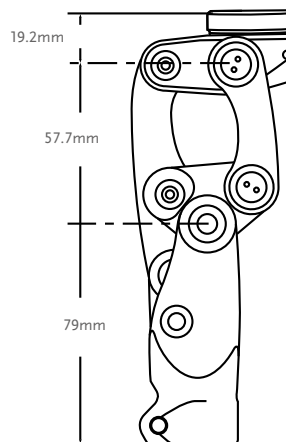
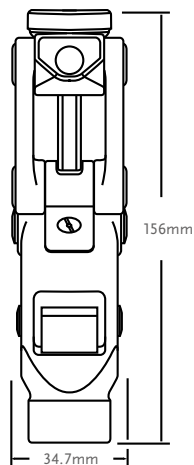


ADJUSTABLE STANCE FLEXION



SOCKET CONNECTOR ADAPTATION

CLEARANCE



TOTAL KNEE® JUNIOR

KITS

| Part# | Description |
|-------|-------------------|
| 1100 | Total Knee Junior |

COMPONENTS

PAEDIATRIC 4-HOLE ADAPTER

An additional option for knee disarticulation

| Part# | Description | Build Height | Weight |
|-----------|-------------|--------------|--------|
| AJ-122300 | Aluminium | 8.5mm | 36g |



PAEDIATRIC PYRAMID ADAPTER (RATED TO 45KG)

Best indicated for users requiring further alignment adjustments.

| Part# | Description | Build Height | Weight |
|-----------|-------------------------------------|--------------|--------|
| AJ-831300 | Aluminium / Titanium Pyramid Insert | 17.5mm | 41g |



4-PRONG SOCKET ADAPTER

| Part# | Material | Build Height | Weight |
|-----------|-----------------|--------------|--------|
| AJ-114040 | Stainless Steel | 9.5mm | 79g |



BUMPER SELECTION CHART

| Part# | Description | Colour | Durometer | Patient Weight |
|-----------|-------------|--------|------------|-----------------|
| 1100-119G | Bumper | Green | Soft | Approx. 14-20kg |
| 1100-119B | Bumper | Black | Regular | Approx. 20-29kg |
| 1100-119R | Bumper | Red | Firm | Approx. 29-36kg |
| 1100-119Y | Bumper | Yellow | Extra Firm | Approx. 36-45kg |

PAEDIATRIC BUMPER AND SHIM KIT

| Part# | Description |
|----------|-------------------------------------|
| 1100-Kit | A complete set of Bumpers and Shims |

Includes:

- One Bumper of each durometer
- One 0.38mm Shim
- One 0.76mm Shim

SHIMS

| Part# | Description |
|-----------|---------------------|
| 1100-121A | 0.38mm Plastic Shim |
| 1100-121B | 0.76mm Plastic Shim |

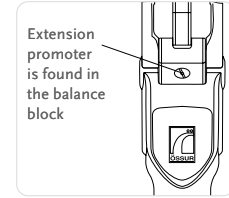
TOTAL KNEE® JUNIOR

COMPONENTS

EXTENSION PROMOTER

The extension promoter assists in reducing excessive heel rise during periods of faster walking or increased activity.

| Part# | Description |
|--------|--|
| 1105-A | Assists in limiting heel rise, and moving the knee into a fully extended position. |



EXTENSION ASSIST

| Part# | Description | Colour | Stiffness |
|-------|---|--------|-----------|
| 1170 | Fully assembled extension with yellow spring inserted. Also includes blue spring. | Yellow | Regular |
| | | Blue | Firm |

JUNIOR COSMETIC FINISHING

| Picture | Part# | Description |
|---------|-------|--|
| 1 | 1145 | Junior Shin Ferrule, black. Protects the knee unit and increases ease of foam cover application. |
| 2 | 1150 | Junior Knee Cap, small, black |
| 3 | 1151 | Junior Knee Cap, large, beige |



JUNIOR ADAPTERS

SOCKET ADAPTERS (45KG WEIGHT LIMIT ON ALL JUNIOR ADAPTERS)

4-PRONG SOCKET ADAPTER

| Part# | Material | Build Height | Weight |
|-----------|-----------------|--------------|--------|
| AJ-114040 | Stainless Steel | 9.5mm | 79g |



FEMALE PYRAMID INSERT FOR PRONG

| Part# | Material | Build Height | Weight |
|-----------|-----------|--------------|--------|
| AJ-142300 | Aluminium | 12mm | 36g |



Note: Can be used in conjunction with Models AJ-831300, AJ-122300, or AJ-114040.

MALE PYRAMID INSERT FOR PRONG

| Part# | Material | Build Height | Weight |
|-----------|--|--------------|--------|
| AJ-133300 | Aluminium / Stainless Steel Pyramid Insert | 5.5mm | 36g |



Note: Can be used in conjunction with Models AJ-831300, AJ-122300, or AJ-114040.

4-HOLE SOCKET ADAPTER

| Part# | Material | Build Height | Weight |
|-----------|-----------|--------------|--------|
| AJ-122100 | Aluminium | 14mm | 46g |



4-HOLE ADAPTERS

4-HOLE MALE PYRAMID

| Part# | Material | Build Height | Weight |
|-----------|-----------------------------|--------------|--------|
| AJ-233100 | Aluminium / Stainless Steel | 6mm | 39g |



4-HOLE FEMALE PYRAMID

| Part# | Material | Build Height | Weight |
|-----------|-----------|--------------|--------|
| AJ-242100 | Aluminium | 14mm | 34g |



FEMALE TUBE CLAMP

| Part# | Material | Build Height | Weight |
|-----------|-----------|--------------|--------|
| AJ-342100 | Aluminium | 14mm | 48g |



TUBE JUNIOR, 22MM

| Part# | Material | Length | Weight |
|-----------|-----------|--------|--------|
| AJ-712010 | Aluminium | 250mm | 104g |



HEIGHT ADJUSTABLE PYLON - JUNIOR

| Part# | Material | Min. Height | Min. Build Height | Range of Adjustment | Weight |
|-----------|-----------|-------------|-------------------|---------------------|--------|
| AJ-542350 | Aluminium | 76mm | 76mm | 76-102mm | 145g |



SACH FOOT ADAPTER

8MM SACH FOOT ADAPTER

| Part# | Material | Build Height | Weight |
|-----------|---------------------------|--------------|--------|
| AJ-833100 | Stainless Steel Aluminium | 6mm | 54g |



ÖSSUR POST-OP SOLUTIONS



ÖSSUR RIGID DRESSING
PAGE 309



ICEROSS® POST-OP TT LINER
PAGE 310



ICEROSS® POST-OP TF LINER
PAGE 311

POST-OP THERAPY BY ÖSSUR

INTRODUCTION

For the last decade, Iceross silicone liners have been used in hospitals for compression therapy following transtibial amputation with good results. It is important for health care specialists who are planning to use this method to adapt the protocol to their own environment.

Results from the use of an Iceross Post-Op liner will be obtained if an Össur Rigid Dressing (ORD) has been applied to the residual limb immediately following amputation surgery and used for 5-7 days.

Compression therapy with the Iceross Post-Op liner should start 5-7 days following amputation surgery. Use of the silicone liner at this early stage is essential, as the largest change in residual limb volume occurs during the first weeks after amputation. Compression therapy is most effective during this period. The liner is introduced gradually ensuring the amputee and their residual limb become accustomed to the compression and new environment.

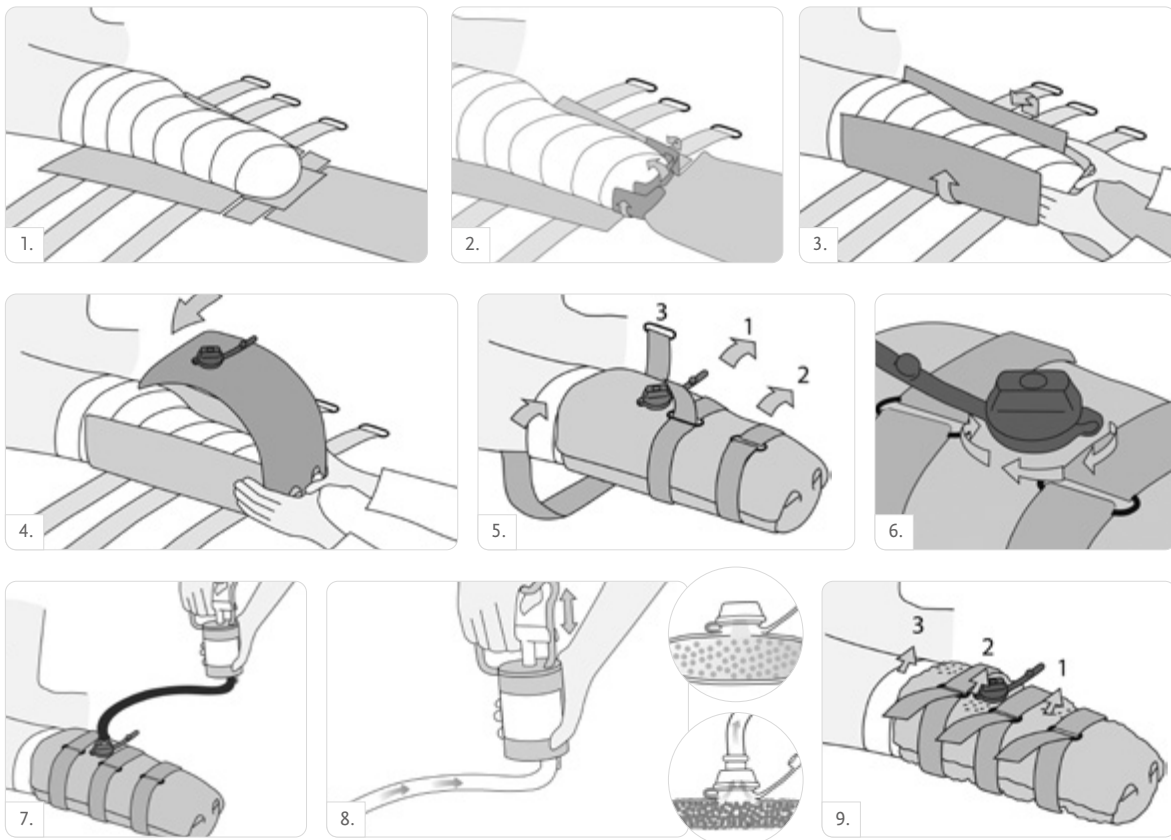
Post-Op therapy with the ORD and Iceross Post-Op liner ensures a high quality compression treatment. It shapes the residual limb and enables it to mature more effectively.

CHARACTERISTICS

POST-OP THERAPY BY ÖSSUR

Post-Op Therapy with ORD and the Iceross Post-Op liner ensures a high quality compression treatment. It shapes the residual limb and enables it to mature more effectively.

ÖSSUR RIGID DRESSING (ORD)

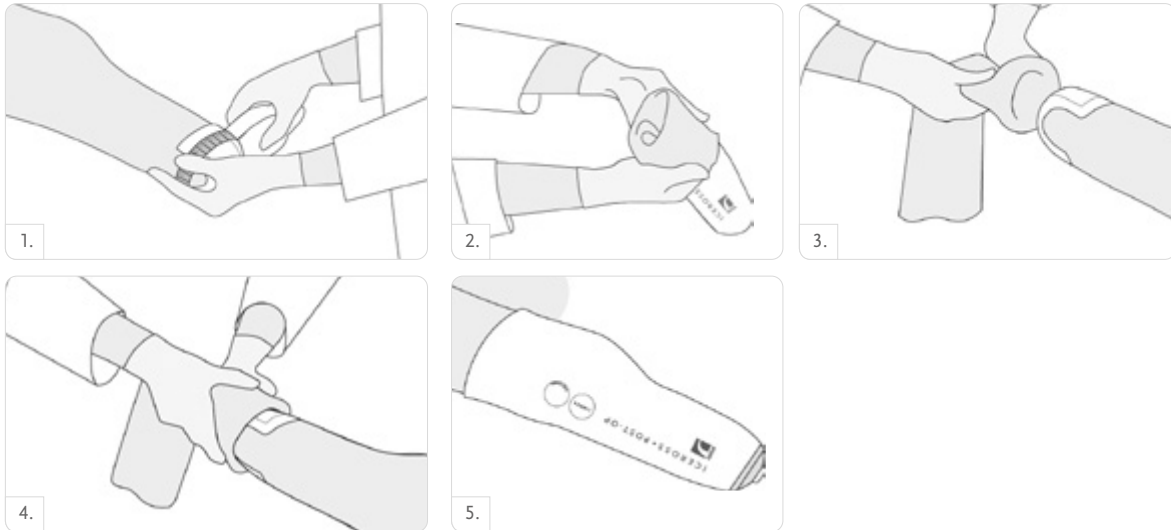


POST-OP THERAPY BY ÖSSUR

INTRODUCTION

Early treatment with an Iceross Post-Op liner has been shown to assist early mobilisation and speed up the wound healing process of the residual limb. Using an Iceross Post-Op liner also reduces edema, supports the reduction of the volume of the residual limb and accelerates the time to prosthetic fitting. The TT version then can be used in hospital treatment and in a later phase of rehabilitation phase as a part of temporary prosthesis.

ICEROSS POST-OP THERAPY



ÖSSUR RIGID DRESSING (ORD)

The Össur Rigid Dressing immobilizes, protects and controls post-operative oedema in the residual limb immediately following transtibial amputation surgery.

Immobilization and oedema control are achieved by providing a firm dressing formed to match the volume and shape of the residual limb.

Immobilization assists in the prevention of contractures by restricting knee flexion. Effectively constraining and matching the volume of the residual limb will prevent an increase in oedema following surgery. Containing the residual limb prevents discomfort, caused by bed trauma and possible falls during early rehabilitation.

The ORD is made out of soft and pliable material and can thus be formed to the residual limb. The dressing is then made rigid by creating a vacuum in the internal chambers of the product.



SIZE SELECTION

| Size | Circumference 4 cm from Distal End of Residual Limb | Circumference 50 cm from Distal End of Residual Limb |
|-------|---|--|
| Small | Up to 42 cm | Up to 58 cm |
| Large | 42-65 cm | 58-70 cm |

Note: All circumference measurements are taken over dressings and padding material.

PART NUMBER INFORMATION - ÖSSUR RIGID DRESSING (ORD)

| Part# | Description | Size |
|----------|--------------------------------|-------|
| K-239100 | Össur Rigid Dressing | Small |
| K-239101 | Össur Rigid Dressing | Large |
| K-239105 | Vacuum Pump for Rigid Dressing | |



ICEROSS® POST-OP TT LINER

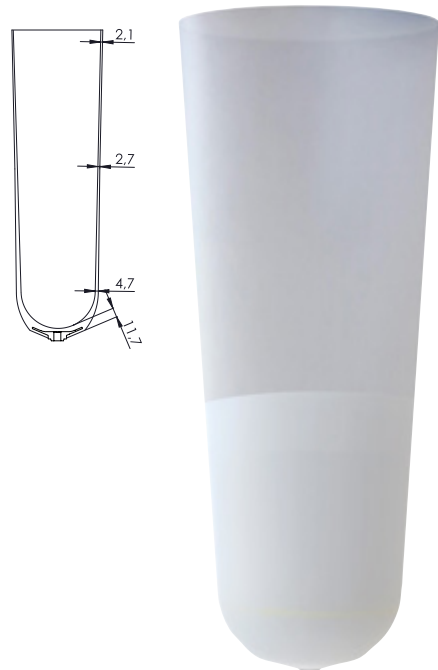
The Iceross POST-OP liner is used for compression therapy. Best results are obtained with an Iceross POST-OP liner if an Össur Rigid Dressing (ORD) has been applied to the residual limb immediately following amputation surgery and used for 5–7 days. The Iceross POST-OP liner features a Easy Glide coating that makes donning and doffing easier.

Early treatment with an Iceross POST-OP liner has been shown to speed up the wound healing process of the residual limb. This makes it possible to provide the amputee with a prosthesis at an earlier stage.

Compression therapy with the Iceross POST-OP liner gives the residual limb a shape for prosthetic socket fitting. The liner is autoclavable and can be used with an interim socket.

The main objectives of Iceross POST-OP liner use are to:

- Reduce the wound healing time
- Assists in Edema reduction
- Support the reduction of the stump volume
- Accelerate the time to prosthetic fitting



ÖSSUR POST-OP SOLUTIONS

| User Information | |
|-------------------|---|
| Amputation Level: | Transtibial |
| User: | New amputee |
| Liner Information | |
| Sizes: | 22,23.5,25,26.5,28,30,32,34,36,38,40,42,45. |
| Profile: | 2mm |
| Matrix: | 10cm |

FEATURES



STABILIZING MATRIX



EASY GLIDE

PART NUMBER INFORMATION - ICEROSS POST-OP

| Part# | Profile | Suspension Method | Matrix |
|----------|---------|-------------------|--------|
| I-PO12XX | 2mm | Locking | 10cm |

ICEROSS® POST-OP TF LINER

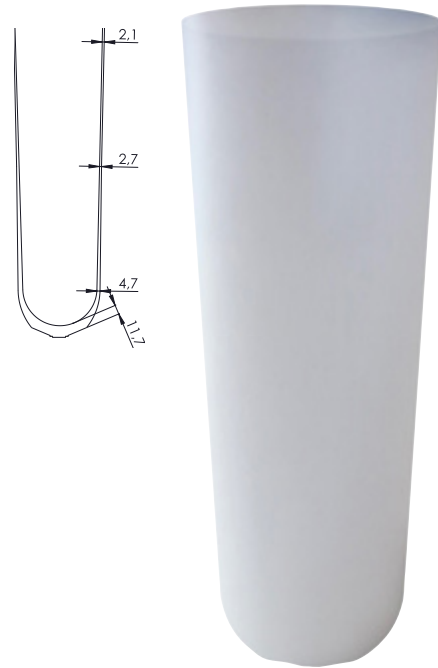
The Iceross POST-OP liner is used for compression therapy. The Iceross POST-OP liner features a Easy Glide coating that makes donning and doffing easier.

Early treatment with an Iceross POST-OP liner has been shown to speed up the wound healing process of the residual limb. This makes it possible to provide the amputee with a prosthesis at an earlier stage.

Compression therapy with the Iceross POST-OP liner gives the residual limb a shape for prosthetic socket fitting. The liner is autoclavable.

The main objectives of Iceross POST-OP liner use are to:

- Reduce the wound healing time
- Assists in Edema reduction
- Support the reduction of the stump volume
- Accelerate the time to prosthetic fitting



| User Information | |
|-------------------|--|
| Amputation Level: | Transfemoral |
| User: | New amputee |
| Liner Information | |
| Sizes: | 30, 32, 34, 36, 38, 40, 42, 45, 50, 55 |
| Profile: | 2mm |

FEATURES



EASY GLIDE

PART NUMBER INFORMATION - ICEROSS POST-OP

| Part# | Profile | Suspension Method |
|----------|---------|-------------------|
| I-PO22XX | 2mm | N/A |

ÖSSUR UPPER LIMB

CHARACTERISTICS

GESTURE CONTROL

i-Mo Technology enables an automated grip to be accessed by moving the i-Limb Quantum and i-Digits Quantum in one of four directions. The 4 chosen grips can be easily changed via the mobile app.



GESTURE CONTROL

PROXIMITY CONTROL

Grip Chips are small Bluetooth enabled devices that allow users to enter any available grips, simply by moving their i-Limb Quantum or i-Digits Quantum device close to an object where a grip chip is placed.



PROXIMITY CONTROL

APP CONTROL

Quick Grips provide instant access to various pre-programmed and custom My Grips, allowing huge versatility and flexibility in customizing the hands for a variety of daily activities.



APP CONTROL

MUSCLE CONTROL

Triggers are specific muscle signals that are used to instruct the i-Limb and i-Digits to activate a specific grip.



MUSCLE CONTROL

i-LIMB® FEATURE OVERVIEW



i-Limb® Quantum



i-Limb® Ultra



i-Limb® Access

| | | |
|--|--|--|
| Compliant Grip with proportional control | Compliant Grip with proportional control | Compliant Grip with proportional control |
| Powered Thumb with manual override | Powered Thumb with manual override | Manually Rotatable Thumb |
| Gesture Control i-Mo™ Technology | | |
| App Control Quick Grips™ | App control Quick Grips™ | App control Quick Grips™ |
| Muscle Control Triggers | Muscle Control Triggers | Muscle Control Triggers |
| Proximity Control Grip Chips™ | | |
| 24 automated grips | 18 automated grips | 12 automated grips |
| 12 Custom My Grips™ | | |
| Speed & strength boost | Speed & strength boost | Speed & strength boost |
| Vari-Grip | Vari-Grip | |
| Natural hand mode | Natural hand mode | |
| Auto-Grasp | Auto-Grasp | Auto-Grasp |
| Hand health check via Biosim/My i-Limb app | Hand health check via Biosim/My i-Limb app | Hand health check via Biosim/My i-Limb app |
| XS, S, M, L | XS, S, M, L | XS, S, M, L |
| Touch Care Warranty (up to 5 years) | Touch Care Warranty (up to 5 years) | Touch Care Warranty (up to 5 years) |

i-LIMB® QUANTUM

The i-Limb Quantum multi-articulating myoelectric hand prosthesis is now crafted with titanium digits for a 50% increase in carry load, with Vari-grip and Speed Boost features providing up to 30% more grip force and 30% greater speeds.

The i-limb Quantum is the only myoelectric hand which can change grips with a gesture. Gesture Control is enabled by moving the i-limb Quantum in one of four directions to access the desired grip.

With its five independently motorized fingers and powered thumb rotation, with manual override, it provides the dexterity, coordination and finesse to handle a wide range of daily activities.

- Electronically rotating thumb, with manual override, automatically switches between lateral and oppositional grip patterns for optimum grip
- Select from up to 36 different grips available, both preprogrammed and customized to suit users daily activities
- Vari-Grip feature provides additional grip strength when applied
- Auto-Grasp - anti drop safety feature to prevent objects from slipping out of grasp
- Touch Care® package offers warranty support for up to 5 years
- Biosim® and My i-Limb® Apps for set up and personalisation of grips and features
- Available in 4 sizes – extra small*, small, medium, large
- Multiple covering options available to suit individual lifestyles

* Titanium digits only available on sizes Small, Medium and Large;
 XS digits are aluminum for light weight durability



CONTROL METHODS



i-MO™
GESTURE CONTROL



TRIGGERS
MUSCLE CONTROL



QUICK GRIPS™
APP CONTROL



GRIP CHIPS™
PROXIMITY CONTROL

| Device Weight | | | |
|----------------|-------------|-------|--------------|
| | Extra Small | Small | Medium/Large |
| QWD | 472 g | 542 g | 558 g |
| WD | 432 g | 502 g | 518 g |
| Flexion Wrist | 572 g | 642 g | 658 g |
| Friction Wrist | 467 g | 537 g | 553 g |

| Technical Information | |
|-------------------------------------|---|
| Voltage | 7.4 V (nominal) |
| Max. Current | 5 A |
| Battery Capacity | Rechargeable lithium polymer; 7.4 V (nominal); 2000 mAh capacity; 1300 mAh capacity |
| Max. hand load limit (static limit) | 40kg/88lbs (Extra Small) 90kg/198lb (Small/Medium/Large) |
| Finger carry load (static limit) | 20kg/44lbs (Extra Small) 48kg/105lbs (Small/Medium/Large) |
| Time from full open to full close | 0.8 seconds |

i-LIMB® QUANTUM

i-LIMB QUANTUM PACKAGES

| Package | QWD | WD | Friction | Flexion | | | | | | |
|----------------------------------|-----------|-----------|-----------|-----------|-----------|-----------|-----------|-----------|-----------|-----------|
| Package Code | TBX 50428 | TBX 50429 | TBX 50433 | TBX 50432 | TBX 50527 | TBX 50528 | TBX 50529 | TBX 50530 | TBX 50531 | TBX 50532 |
| QWD | • | | | | • | | • | | • | |
| WD | | • | | | | | | | | |
| Friction wrist | | | • | | | | | | | |
| Flexion wrist | | | | • | | • | | • | | • |
| Socket component kit | • | • | • | • | | | | | | |
| Electrode kit | | | | | | | | | | |
| Battery and magnetic charge port | • | • | • | • | • | • | • | • | • | • |
| Mains charger | • | • | • | • | • | • | • | • | • | • |
| Grip Chips | • | • | • | • | | | • | • | • | • |
| Standard glove package | • | • | • | • | • | • | • | • | | |

Standard glove package: includes 6 coverings from i-Limb Skin Active, Active TS, Contour, Contour TS

i-LIMB® ULTRA

A myoelectric, multi-articulating prosthetic hand with five individually powered digits. Electrically rotating thumb with manual override.

- Individually motorised digits with compliant grip and stall-out ability
- Electronically rotatable thumb, with manual override, automatically switches between lateral and oppositional positions
- With our speed boost feature, digit speed can be increased by up to 30%
- App control provides instant access to Quick Grips® at the touch of an icon
- Muscle control uses specific muscle signals called triggers to instruct the hand to activate a specific grip
- 18 different automated grip options available
- Vari-Grip feature for additional grip strength
- Auto-Grasp - anti drop safety feature for added reassurance
- Biosim® and My i-Limb® Apps
- Available in 4 sizes – extra small, small, medium and large
- Multiple covering options available



CONTROL METHODS



TRIGGERS
MUSCLE CONTROL



QUICK GRIPS
APP CONTROL

| Device Weight | | | |
|----------------|-------------|-------|--------------|
| | Extra Small | Small | Medium/Large |
| QWD | 472g | 512g | 528g |
| WD | 432g | 472g | 488g |
| Flexion Wrist | 572g | 612g | 628g |
| Friction Wrist | 467g | 507g | 523g |

| Technical Information | |
|-------------------------------------|---|
| Voltage | 7.4 V (nominal) |
| Max. Current | 5 A |
| Battery Capacity | Rechargeable lithium polymer; 7.4 V (nominal); 2000 mAh capacity; 1300 mAh capacity |
| Max. hand load limit (static limit) | 40kg (Extra Small) 90kg (Small/Medium/Large) |
| Finger carry load (static limit) | 20kg (Extra Small) 32kg (Small/Medium/Large) |
| Time from full open to full close | 0.8 seconds |

i-LIMB® ULTRA

i-LIMB ULTRA PACKAGES

| Package | QWD | WD | Friction | Flexion | | |
|-----------------------------------|--------------|--------------|--------------|--------------|--------------|--------------|
| Standard hand package code | TBX 50444 | TBX 50445 | TBX 50449 | TBX 50448 | TBX 50539 | TBX 50540 |
| QWD | • | | | | • | |
| WD | | • | | | | |
| Friction wrist | | | • | | | |
| Flexion wrist | | | | • | | • |
| Socket component kit | • | • | • | • | | |
| Electrode kit | | | | | | |

All packages include:

- Battery and magnetic charge port
- Mains charger
- Standard glove package: includes 6 coverings from i-Limb Skin Active, Active TS, Contour, Contour TS

i-LIMB® ACCESS

A myoelectric, multi-articulating prosthetic hand that offers five individually powered digits and manually rotatable thumb.

- Individually motorised digits with compliant grip and stall-out ability
- Manually rotatable thumb that can be positioned between lateral and oppositional mode for creating different grip positions
- With our speed boost feature, digit speed can be increased by up to 30%
- App control provides instant access to Quick Grips™ at the touch of an icon.
- Muscle control uses specific muscle signals called triggers to instruct the hand to activate a specific grip
- 12 different automated grip options available.
- Auto-Grasp™ – anti drop safety feature for added reassurance
- Biosim™ and My i-Limb™ Apps
- Available in 4 sizes – extra small, small, medium and large
- Multiple covering options available



The i-Limb Access is also available with titanium strengthened fingers, which increase the carry load by 50%. Available in the sizes S / M and L.

CONTROL METHODS



TRIGGERS
MUSCLE CONTROL



QUICK GRIPS
APP CONTROL

| Device Weight | | | |
|----------------|-------------|-------|--------------|
| | Extra Small | Small | Medium/Large |
| QWD | 432g | 468g | 478g |
| WD | 392g | 428g | 438g |
| Flexion Wrist | 532g | 568g | 578g |
| Friction Wrist | 427g | 463g | 473g |

| Technical Information | |
|-------------------------------------|---|
| Voltage | 7.4 V (nominal) |
| Max. Current | 5 A |
| Battery Capacity | Rechargeable lithium polymer; 7.4 V (nominal); 2000 mAh capacity; 1300 mAh capacity |
| Max. hand load limit (static limit) | 40kg (Extra Small) 90kg (Small/Medium/Large) |
| Finger carry load (static limit) | 20kg (Extra Small) 32kg (Small/Medium/Large) |
| Time from full open to full close | 0.8 seconds |

i-LIMB[®] ACCESS

i-LIMB ACCESS PACKAGES

| Package | QWD | WD | Friction | Flexion | | |
|-----------------------------------|-----------|-----------|-----------|-----------|-----------|-----------|
| Standard hand package code | TBX 50420 | TBX 50421 | TBX 50425 | TBX 50424 | TBX 50543 | TBX 50544 |
| Titanium hand package code | TBX 5042 | TBX 50423 | TBX 50427 | TBX 50426 | TBX 50545 | TBX 50546 |
| QWD | • | | | | • | |
| WD | | • | | | | |
| Friction wrist | | | • | | | |
| Flexion wrist | | | | • | | • |
| Socket component kit | • | • | • | • | | |
| Electrode kit | | | | | | |

All packages include:

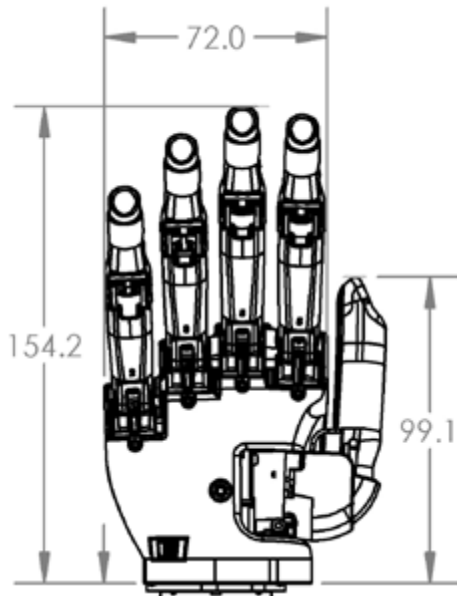
- Battery and magnetic charge port
- Mains charger
- Standard glove package: includes 6 coverings from i-Limb Skin Active, Active TS, Contour, Contour TS

i-LIMB®

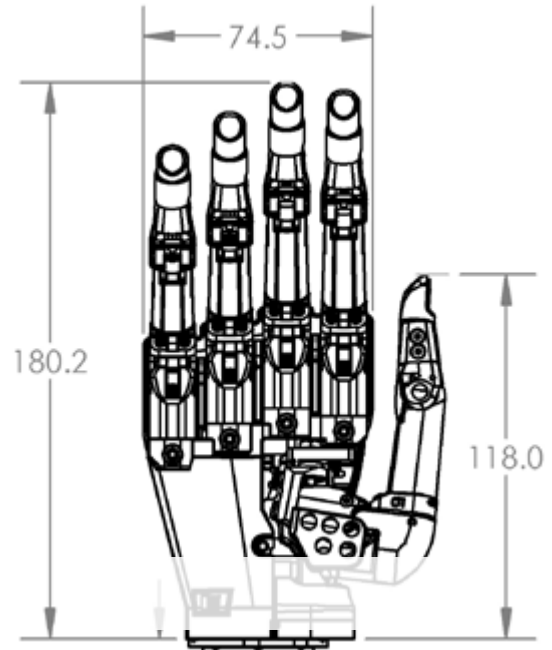
DIMENSIONS

Not to scale; lengths in mm

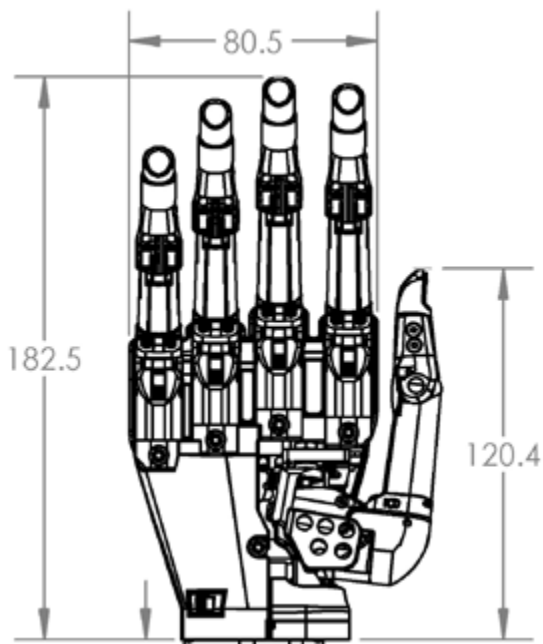
Extra Small Hand



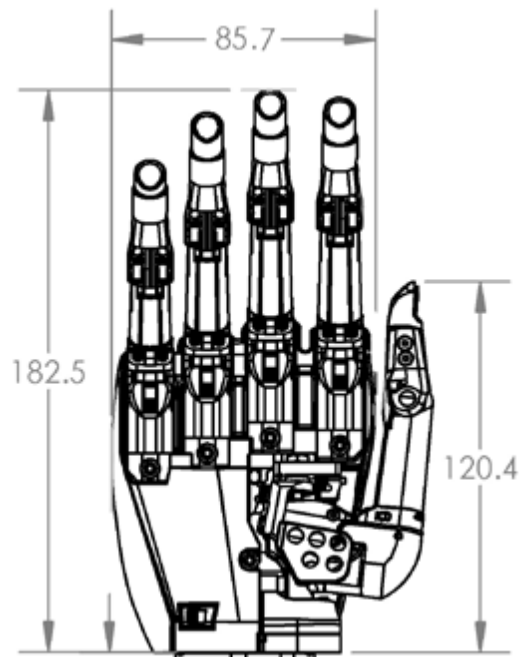
Small Hand



Medium Hand



Large Hand



i-LIMB®

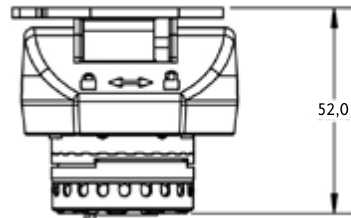
WRIST OPTIONS

The i-Limb hand range is available with a variety of wrist options

Flexion Wrist

The Flexion Wrist offers passive wrist flexion and extension with the ability to lock it in 5 positions; +40° +20° 0° -20° -40°. The wrist is locked/unlocked with a simple magnetic lock.

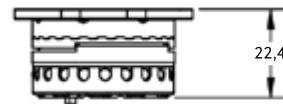
Weight: 161 g



Quick Wrist Disconnect

Quick Wrist Disconnect (QWD) offers manual wrist rotation. The hand can be easily fitted to and removed from the prosthesis by the user.

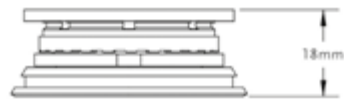
Weight: 54 g



Friction Wrist

Friction Wrist is suitable for individuals with a long residual limb, offering manual wrist rotation. The hand cannot be removed from the prosthesis by the user.

Weight: 49 g

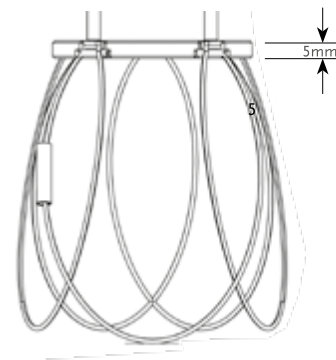


Wrist Disarticulation

Wrist disarticulation (WD) is the lowest profile attachment, making it suitable for users with a long residual limb.

A lamination basket is fabricated directly to the socket. No rotation of the hand is possible, and the user is not able to remove the hand from the prosthesis.

Weight: 17 g



i-DIGITS® FEATURE OVERVIEW

| i-Digits® Quantum | i-Digits® Access |
|--|--|
| Compliant Grip with proportional control | Compliant Grip with proportional control |
| Manually Rotatable Thumb | Manually Rotatable Thumb |
| Gesture Control I-Mo™ Technology | |
| App Control Quick Grips™ | App Control Quick Grips™ |
| Muscle Control Triggers | Muscle Control Triggers |
| Proximity Control Grip Chips™ | |
| 20 automated grips | 12 automated grips |
| 12 Custom My Grips™ | |
| Speed & strength boost | |
| Vari-Grip | Pulsing |
| Auto-Grasp | Auto-Grasp |
| Hand health check via Biosim/my i-Limb app | Hand health check via Biosim/my i-Limb app |
| XS, M | XS, M |
| Touch Care Warranty (up to 5 years) | Touch Care Warranty (up to 5 years) |



Suitable candidates present with partial hand loss where the level of loss or deficiency is distal to the wrist and proximal to the metacarpophalangeal joint.

i-DIGITS® QUANTUM

i-Digits Quantum is a customised prosthetic device for individuals with partial hand loss or deficiency.

i-Digits Quantum is appropriate for partial hand absence. Suitable candidates present with partial hand loss where the level of loss or deficiency is distal to the wrist and proximal of the metacarpophalangeal joint. Anywhere from one to five digits can be replaced.

i-Digits Quantum incorporates i-Mo technology, enabling grips to be accessed by moving the i-Digits Quantum in one of four directions.

- Fully customised prosthesis for partial hand loss or absence
- Anywhere from 1 to 5 digits can be replaced
- Up to 32 grips available
- Self-contained wristband houses batteries & microprocessor
- Digits move independently and work in conjunction with remaining fingers
- Vari-Grip™ feature for additional grip strength
- Auto Grasp™ anti-drop feature for added reassurance
- Boost speed and strength by up to 30% with Biosim My i-Limb™ App



Gesture control enables an automated grip to be accessed by moving the i-Digits Quantum in one of four directions.



CONTROL METHODS



i-MO™
GESTURE CONTROL



TRIGGERS
MUSCLE CONTROL



QUICK GRIPS™
APP CONTROL



GRIP CHIPS™
PROXIMITY CONTROL



i-DIGITS® QUANTUM

i-DIGITS QUANTUM PACKAGES

| i-DIGITS QUANTUM PACKAGES | | |
|---------------------------|-----------------|-------------------------|
| TBX50008 | i-Digit Quantum | i-Digit Quantum 1 digit |
| TBX50016 | i-Digit Quantum | i-Digit Quantum 2 digit |
| TBX50024 | i-Digit Quantum | i-Digit Quantum 3 digit |
| TBX50032 | i-Digit Quantum | i-Digit Quantum 4 digit |
| TBX50040 | i-Digit Quantum | i-Digit Quantum 5 digit |

All packages include:

- Fabrication Items
- Wristband & Bellows Assembly
- 3 Tip Coverings per digit
- Remote LP Electrodes or FSRs
- Battery
- Mains Charger
- Years 1 & 2 Touch Care Warranty

Variable contents include:

- Left or right side knuckle mounting plate
- All necessary tools for assembly and repair

| TOUCH CARE WARRANTY EXTENSION* | |
|--------------------------------|--------|
| TBX50173 | Year 3 |
| TBX50174 | Year 4 |
| TBX50175 | Year 5 |

* Years 1 & 2 touch care warranty is included in the packages

i-DIGITS® ACCESS

i-Digits Access is a customised prosthetic device for individuals with partial hand loss or deficiency.

i-Digits Access is appropriate for partial hand absence. Suitable candidates present with partial hand loss where the level of loss or deficiency is distal to the wrist and proximal of the metacarpophalangeal joint. Anywhere from one to five digits can be replaced.

i-Digits Access offers a functional partial hand solution.

- Fully customised prosthesis for partial hand loss or absence
- Anywhere from 1 to 5 digits can be replaced
- Up to 12 grips available
- Self-contained wristband houses batteries & microprocessor
- Digits move independently and work in conjunction with remaining fingers



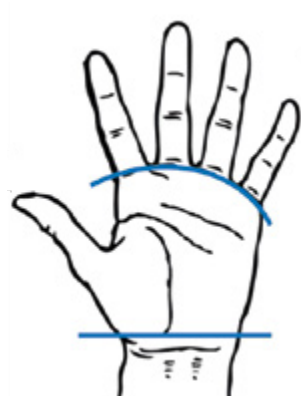
CONTROL METHODS



TRIGGERS
MUSCLE CONTROL



QUICK GRIPS
APP CONTROL



i-DIGITS® ACCESS

i-DIGITS ACCESS PACKAGES

| i-DIGITS ACCESS PACKAGES | | |
|--------------------------|----------------|------------------------|
| TBX50006 | i-Digit Access | i-Digit Access 1 digit |
| TBX50014 | i-Digit Access | i-Digit Access 2 digit |
| TBX50022 | i-Digit Access | i-Digit Access 3 digit |
| TBX50030 | i-Digit Access | i-Digit Access 4 digit |
| TBX50038 | i-Digit Access | i-Digit Access 5 digit |

All packages include:

- Fabrication items
- Wristband & Bellows Assembly
- Digit Tip Coverings
- Remote LP Electrodes or FSRs
- Battery
- Mains Charger
- Years 1 & 2 Touch Care Warranty

Variable contents include:

- Left or right side knuckle mounting plate
- All necessary tools for assembly and repair

| TOUCH CARE WARRANTY EXTENSION* | |
|--------------------------------|--------|
| TBX50173 | Year 3 |
| TBX50174 | Year 4 |
| TBX50175 | Year 5 |

* Years 1 & 2 touch care warranty is included in the packages

i-DIGITS®

DIMENSIONS

i-Digits are available in extra small and medium sizes.

The extra small mounting plate is 67mm wide, with a straight digit alignment.

The medium mounting plate is 73mm wide, with a splayed digit alignment.

| | Thumb | Index | Middle | Ring | Little |
|-------------|-------|-------|--------|------|--------|
| Extra Small | 5 | 5 | 5 | 3 | 2 |
| Medium | 5 | 6 | 6 | 5 | 3 |



These configurations provide digit arrangement and functionality for individuals within the advised fitting guidelines.

INPUT OPTIONS

A range of input options are available for i-Digits allowing the optimum option for the individual user to be utilised.

LP remote electrodes

Low profile gold domes, conform well to the shaping of the residual hand for improved comfort. Suspension piece is fabricated within the silicone socket. This provides the optimum suspension and spacing of the electrode domes. Two domes are positioned together for the muscle site, and one single shared ground dome can be used for dual site control.

| Picture | Code | Description |
|---------|----------|-------------------------------|
| 1. | PL441012 | LP Remote Electrode Kit |
| | SA441080 | Check Socket Remote Electrode |



FSR (Force Sensing Resistor)

Very thin touch pad which the user physically moves a part of their residual hand against the pad. Most useful when a short finger remnant is present.


| Picture | Code | Description |
|---------|----------|--------------------------|
| | SA441092 | FSR for i-Digits (small) |
| 2. | SA441093 | FSR for i-Digits (large) |



Compact Electrodes

Compact electrodes provide a traditional electrode design for use within i-Digits.

| Code | Description |
|----------|--------------------------------|
| PL441029 | Compact Electrode kit i-Digits |



i-DIGITS®

ACCESSORIES


Batteries and Chargers

| Picture | Code | Description |
|---------|----------|---|
| 1. | SA069313 | 800mAh battery |
| | PL069653 | i-Digits Battery Charger base unit |
| 2. | 069654 | i-Digits Power Supply Unit (must be ordered with input plug |



Assembly Accessories

| Picture | Code | Description |
|---------|----------|---|
| | SA441036 | i-Digits RH mounting knuckle plate assembly - extra small |
| 3. | SA440003 | i-Digits LH mounting knuckle plate assembly - extra small |
| | SA069406 | i-Digits RH mounting knuckle plate assembly - medium |
| | SA069405 | i-Digits LH mounting knuckle plate assembly - medium |
| 4. | PL441052 | Thumb pivot assembly |
| | 069227 | Thumb angled mounting plate |
| | PL441056 | Single wired knuckle assembly |
| | SA400074 | Ratchet Strap + Screws + Shoulder Insert Assembly |
| | PL177004 | Repair tool kit T6 with torque driver |



Bellows Assembly

| Code | Description |
|----------|---|
| SA441040 | i-Digits Electrode Bellows Assembly 50 Hz |
| SA441078 | FSR Bellows Assembly for i-Digits |

Digit Tips

| Code | Description |
|--------|--------------------------------|
| 441031 | i-Digits Cover Size 2 black |
| 441082 | i-Digits Cover Size 2 clear |
| 441032 | i-Digits Cover Size 3 black |
| 441083 | i-Digits Cover Size 3 clear |
| 441033 | i-Digits Cover Size 5 black |
| 441084 | i-Digits Cover Size 5 clear |
| 441034 | i-Digits Cover Size TS 5 black |

| Code | Description |
|--------|--------------------------------|
| 441085 | i-Digits Cover Size TS 5 clear |
| 441035 | i-Digits Thumb Cover black |
| 441088 | i-Digits Thumb Cover clear |
| 441076 | i-Digits Cover Size 6 black |
| 441086 | i-Digits Cover Size 6 clear |
| 441077 | i-Digits Cover Size TS 6 black |
| 441087 | i-Digits Cover Size TS 6 clear |

VIRTU-LIMB™

Virtu-Limb is a wireless simulation and training product for myoelectric upper limb prostheses.

Virtu-Limb can be used for a variety of purposes:

- Measuring clients' myoelectric signals to determine the best muscle sites for their prosthesis
- Training clients how to control their muscle signals
- Training clients how to use automated grips
- Connect to Biosim™ or My i-Limb™ software
- Use muscle signals to control virtual hand on software
- Attach i-Limb hand to demonstrate i-Limb products to clients

| Code | Description |
|-----------|--|
| PL189003 | Virtu-Limb Kit - Australia |
| SA188010 | Virtu-Limb FSR Touchpad |
| PL189001 | Virtu-Limb Compact Electrode Kit (50Hz) - 2 supplied |
| SA188042A | Electrode Extension Assembly |



Virtu-Limb™ to measure myoelectric signals

DEMO-LIMB™

Demo-Limb is a portable demonstration and user training tool. Any i-Limb® hand with a QWD wrist connection can be attached to the Demo-Limb and controlled via FSRs or electrodes to demonstrate how the i-Limb hands work.

FSRs are useful for demonstrating the functions of the i-Limb hand, like gesture or muscle control.

The electrodes enable a potential i-Limb user to utilise their muscle sites and control the i-Limb hand offering a product demo for potential users as well as a demonstration and testing of grips.

The i-Limb hand can be linked to Biosim™ or my i-Limb to allow programming, use of Quick Grips and review of users signals using the real time graph.

With an i-Limb Quantum hand the Demo-Limb™ is particularly useful for activation of gesture control.

Features of the Demo-Limb:

- Two FSR's to simulate open and close signals programmable for co-contraction, double and triple impulse
- Possibility to connect electrodes for control
- Ability to demonstrate gesture control, muscle control, app control and proximity control
- QWD connection
- Exchangeable battery

| Code | Description |
|----------|-------------|
| PL071000 | Demo-Limb |

Demo-Limb is compatible with Virtu-Limb electrodes and Power Pack batteries.



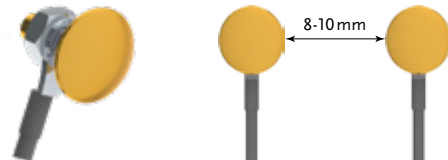
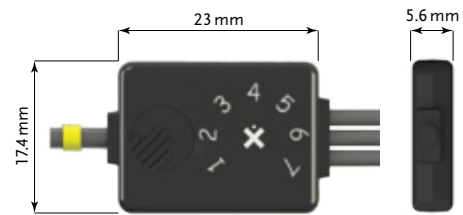
ELECTRODES

REMOTE ELECTRODES

- For use with all i-Limb® hands
- Can offer improved comfort within the socket as closely follow the contours of the residual limb
- Gold-plated domes for optimised EMG signal
- 50Hz
- Dimensions 23 mm x 17.4 mm x 5.6 mm
- 10mm diameter electrode domes
- Optimum electrode dome spacing is 8-10mm
- Gain selection, 1-7.
4 is the recommended setting
- Gain and threshold can be adjusted through Biosim™



| Code | Description |
|----------|--|
| PL069466 | 50 Hz single site remote Electrode Kit, 300 mm cable |
| PL069468 | 50 Hz single site remote Electrode Kit, 600 mm cable |




The improvement in EMG amplitude is greater than 20% when using gold-plated electrodes.

ELECTRODES


COMPACT ELECTRODES

- For use with all i-Limb® hands
- Medical grade stainless steel electrode contacts
- 50 Hz
- Protection against dust and water spray, compliant with IP64
- Dimensions 26.8 mm x 18.4 mm x 9.7 mm
- Gain selection 1-7
- Gain and threshold can be adjusted using Biosim™ software



Additional Kit Contents:

- Lamination and thermoplastic dummies
- Electrode cable (choice of 300 mm or 600 mm) and insulated displacement connector
- Electrode gain adjustment tool
- Socket attachment screws and anchors



| Code | Description |
|----------|---|
| PL091050 | Compact Electrode Kit, 50 Hz (300 mm cable) |
| PL091127 | Compact Electrode Kit 50 Hz (600 mm cable) |
| PL091029 | 3-way cable 300 mm |
| PL091030 | 3-way cable 600 mm |



CHARGERS & BATTERIES

MAGNETIC CHARGER PORT

- Touch sensitive on/off switch
- LED battery indicator with low level warning light
- Fail-safe feature - battery reserve prevents hand locking in closed position

Össur Touch Solutions batteries are required for use with i-Limb® hands.



| Code | Description |
|----------|---|
| PL000290 | Magnetic Charge Port, including Cable Adaptor |
| PL000335 | 2000mAh battery |
| PL000336 | 1300mAh battery |

| | | i-Limb 1300mAh Battery | i-Limb 2000mAh Battery |
|-----------------------|--------|------------------------------|------------------------------|
| Capacity | | 1300mAh | 2000mAh |
| Battery Dimensions | Length | 70 mm (2.76") | 80 mm (3.17") |
| | Width | 35 mm (1.39") | 44 mm (1.74") |
| | Height | 6 mm (0.24") | 7.5 mm (0.30") |
| Application | | Moderate Use | Heavy Use |

CHARGERS

Only approved chargers should be used with products from the Touch Solutions range. Different chargers are available for different countries. Please ensure you use the correct charger for your product.

| Picture | Code | Description |
|---------|----------|--|
| 1 | PL000291 | Mains Charger Power Supply Unit (also order mains cable) |
| | 000315 | Mains Cable with Aus plug |
| 2 | PL000292 | Car Charger |



1.



2.

i-LIMB®

ACCESSORIES

Grip Chips™

Can be used to store grips or favourites for i-Limb® Quantum and i-Digits® Quantum.

| Picture | Code | Description |
|---------|-----------|---|
| 1 | PL238300A | Grip Chips Starter Kit & App Activation |

Toolkit

Required for maintenance of the i-Limb® hand.

| Code | Description |
|----------|---------------------------------------|
| PL177001 | Repair Tool Kit T10 |
| PL177002 | Repair Tool Kit T6 |
| PL177003 | Repair Tool Kit T8 |
| PL177004 | Repair Tool Kit T6 with torque driver |

Coupling Piece & Coaxial Plug

For QWD connection.

| Picture | Code | Description |
|---------|----------|--------------------|
| 2 | PL091032 | Coupling piece |
| 3 | PL091036 | 4-way Coaxial Plug |

Lamination Ring

For lamination into prosthesis for QWD connection.

| Picture | Code | Description |
|---------|--------|-----------------------|
| 4 | 089003 | Lamination Ring 50 mm |
| | 091037 | Lamination Ring 45 mm |

QWD Tool

Required for assembly of a QWD.

| Picture | Code | Description |
|---------|-----------|-----------------------------------|
| 5 | MP091084A | Quick Wrist Disconnect (QWD) tool |

WD Lamination Plate-Basket Assembly

For lamination into prosthesis with WD connection.

| Picture | Code | Description |
|---------|----------|-------------------------------------|
| 6 | SA149003 | WD Lamination Plate/Basket Assembly |

Electrode Kits

| Code | Description |
|----------|---|
| PL091067 | Single Site Socket Component Kit, including one Electrode Kit |
| PL091068 | Dual Site Socket Component Kit, including two Electrode Kits |

Dynamic Fitting Frame

Fitting frame for prosthetic alignment.

| Code | Description |
|----------|-----------------------|
| TBX50306 | Dynamic Fitting Frame |


| Code | Description |
|----------|--|
| TBX50173 | Touch Care Warranty i-Limb / i-Digits Year 3 |
| TBX50174 | Touch Care Warranty i-Limb / i-Digits Year 4 |
| TBX50175 | Touch Care Warranty i-Limb / i-Digits Year 5 |




1.



2.



3.



4.



5.



6.

COVERINGS

i-LIMB® SKIN ACTIVE AND TS COVERS

The i-Limb Skin Active cover is designed for the i-Limb hands and will fully cover the hand. The palm and inner surface of the cover provide some frictional properties for slip resistance when gripping. The back of the glove is smooth to allow the hand to easily move through sleeves of clothing.

The i-Limb Skin Active TS allows users to use touchscreen devices such as smartphones or tablets with compatible i-Limb prostheses.

Note: for large i-Limb hands order medium covering.



i-Limb Skin Active Codes

| Code | Description |
|----------|---|
| PL353002 | i-Limb Skin Active RH extra small Clear |
| PL353003 | i-Limb Skin Active LH extra small Clear |
| PL353000 | i-Limb Skin Active RH extra small Black |
| PL353001 | i-Limb Skin Active LH extra small Black |
| 092025 | i-Limb Skin Active RH small Clear |
| 092026 | i-Limb Skin Active LH small Clear |
| 092029 | i-Limb Skin Active RH small Black |
| 092030 | i-Limb Skin Active LH small Black |
| 092023 | i-Limb Skin Active RH medium Clear |
| 092024 | i-Limb Skin Active LH medium Clear |
| 092027 | i-Limb Skin Active RH medium Black |
| 092028 | i-Limb Skin Active LH medium Black |
| TBX50045 | i-Limb Skin Active (black or clear) x 4 |

i-Limb Skin Active TS Codes

| Code | Description |
|----------|--|
| PL380002 | i-Limb Skin Active RH extra small Clear TS |
| PL380003 | i-Limb Skin Active LH extra small Clear TS |
| PL380000 | i-Limb Skin Active RH extra small Black TS |
| PL380001 | i-Limb Skin Active LH extra small Black TS |
| MP092025 | i-Limb Skin Active RH small Clear TS |
| MP092026 | i-Limb Skin Active LH small Clear TS |
| MP092029 | i-Limb Skin Active RH small Black TS |
| MP092030 | i-Limb Skin Active LH small Black TS |
| MP092023 | i-Limb Skin Active RH medium Clear TS |
| MP092024 | i-Limb Skin Active LH medium Clear TS |
| MP092027 | i-Limb Skin Active RH medium Black TS |
| MP092028 | i-Limb Skin Active LH medium Black TS |
| TBX50047 | i-Limb Skin Active TS (black or clear) x 4 |



COVERINGS

i-LIMB® SKIN CONTOUR AND TS COVERS

The i-Limb Skin Contour cover is a soft silicon glove that is anatomically shaped and is equipped with a slip coating inside for ease of donning & doffing.

The thicker tips and looser fitting on the i-Limb hand provides increased durability.

The i-Limb Skin Contour cover is available in 2 Colours: clear and black.

Also available with Touch Screen (TS) option.

Note: for large i-Limb hands order medium covering.



i-Limb Skin Contour codes

| Code | Description |
|----------|--|
| PL353004 | i-Limb Skin Contour RH extra small Clear |
| PL353005 | i-Limb Skin Contour LH extra small Clear |
| PL353014 | i-Limb Skin Contour RH extra small Black |
| PL353015 | i-Limb Skin Contour LH extra small Black |
| PL354004 | i-Limb Skin Contour RH small Clear |
| PL354005 | i-Limb Skin Contour LH small Clear |
| PL354014 | i-Limb Skin Contour RH small Black |
| PL354015 | i-Limb Skin Contour LH small Black |
| PL355004 | i-Limb Skin Contour RH medium Clear |
| PL355005 | i-Limb Skin Contour LH medium Clear |
| PL355014 | i-Limb Skin Contour RH medium Black |
| PL355015 | i-Limb Skin Contour LH medium Black |
| TBX50053 | i-Limb Skin Contour x 4 |

i-Limb Skin Contour TS codes

| Code | Description |
|----------|---|
| PL380004 | i-Limb Skin Contour RH extra small Clear TS |
| PL380005 | i-Limb Skin Contour LH extra small Clear TS |
| PL380012 | i-Limb Skin Contour RH extra small Black TS |
| PL380013 | i-Limb Skin Contour LH extra small Black TS |
| PL381004 | i-Limb Skin Contour RH small Clear TS |
| PL381005 | i-Limb Skin Contour LH small Clear TS |
| PL381012 | i-Limb Skin Contour RH small Black TS |
| PL381013 | i-Limb Skin Contour LH small Black TS |
| PL382004 | i-Limb Skin Contour RH medium Clear TS |
| PL382005 | i-Limb Skin Contour LH medium Clear TS |
| PL382012 | i-Limb Skin Contour RH medium Black TS |
| PL382013 | i-Limb Skin Contour LH medium Black TS |
| TBX50054 | i-Limb Skin Contour TS x 4 |

COVERINGS

i-LIMB® SKIN NATURAL COVERS

The i-Limb Skin Natural Cover is designed to be close to natural human anatomy. A Colour swatch is available to select the closest Colour match between clients natural skin Colour and the Colour of the i-Limb Skin Natural Cover. There are 18 Colour options for the i-Limb Skin Natural Cover.

The i-Limb Skin Natural Covers extend to just proximal to the wrist level. For coverage of the forearm section of the prosthesis, forearm sleeves are available in the corresponding Colours.

Note: for large i-Limb hands order medium covering.



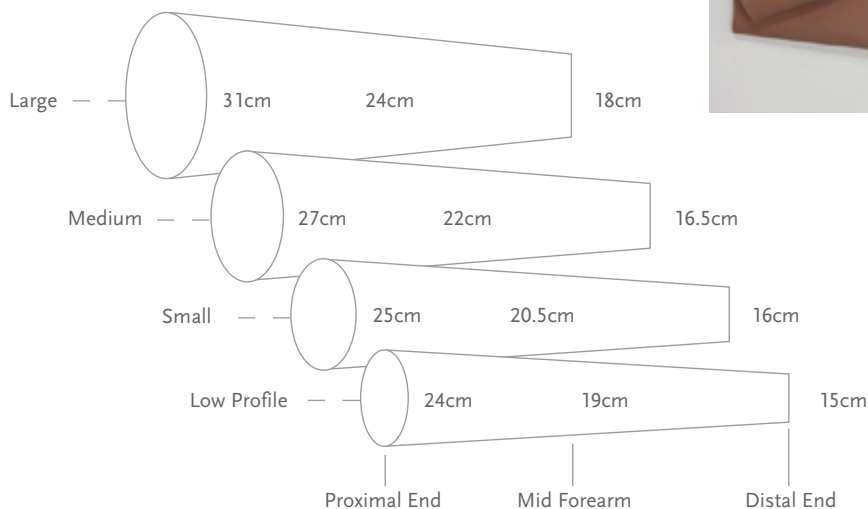
| Colour | Extra small | | Small | | Medium | |
|--------|-------------|--------|--------|--------|--------|--------|
| | LH | RH | LH | RH | LH | RH |
| 1 | 066582 | 066564 | 066509 | 066491 | 066473 | 066455 |
| 2 | 066583 | 066565 | 066510 | 066492 | 066474 | 066456 |
| 3 | 066584 | 066566 | 066511 | 066493 | 066475 | 066457 |
| 4 | 066585 | 066567 | 066512 | 066494 | 066476 | 066458 |
| 5 | 066586 | 066568 | 066513 | 066495 | 066477 | 066459 |
| 6 | 066587 | 066569 | 066514 | 066496 | 066478 | 066460 |
| 7 | 066588 | 066570 | 066515 | 066497 | 066479 | 066461 |
| 8 | 066589 | 066571 | 066516 | 066498 | 066480 | 066462 |
| 9 | 066590 | 066572 | 066517 | 066499 | 066481 | 066463 |
| 10 | 066591 | 066573 | 066518 | 066500 | 066482 | 066464 |
| 11 | 066592 | 066574 | 066519 | 066501 | 066483 | 066465 |
| 12 | 066593 | 066575 | 066520 | 066502 | 066484 | 066466 |
| 13 | 066594 | 066576 | 066521 | 066503 | 066485 | 066467 |
| 14 | 066595 | 066577 | 066522 | 066504 | 066486 | 066468 |
| 15 | 066596 | 066578 | 066523 | 066505 | 066487 | 066469 |
| 16 | 066597 | 066579 | 066524 | 066506 | 066488 | 066470 |
| 17 | 066598 | 066580 | 066525 | 066507 | 066489 | 066471 |
| 18 | 066599 | 066581 | 066526 | 066508 | 066490 | 066472 |

COVERINGS

i-LIMB® SKIN NATURAL FOREARM SLEEVES

i-Limb Skin Natural Forearm Sleeves offer a cosmetic cover for the forearm section of the prosthesis, for those individuals who wish the forearm of the prosthesis to be covered. Available in 4 circumference sizes (low profile, small, medium, large) to fit the dimensions of the forearm of the prosthesis. 18 Colour options are available.

Forearm sleeves are 35cm long.



| Colour | Low Profile | Small | Medium | Large |
|--------|-------------|--------|--------|--------|
| 1 | 066629 | 066628 | 066627 | 066626 |
| 2 | 066633 | 066632 | 066631 | 066630 |
| 3 | 066637 | 066636 | 066635 | 066634 |
| 4 | 066641 | 066640 | 066639 | 066638 |
| 5 | 066645 | 066644 | 066643 | 066642 |
| 6 | 066649 | 066648 | 066647 | 066646 |
| 7 | 066653 | 066652 | 066651 | 066650 |
| 8 | 066657 | 066656 | 066655 | 066654 |
| 9 | 066661 | 066660 | 066659 | 066658 |
| 10 | 066665 | 066664 | 066663 | 066662 |
| 11 | 066669 | 066668 | 066667 | 066666 |
| 12 | 066673 | 066672 | 066671 | 066670 |
| 13 | 066677 | 066676 | 066675 | 066674 |
| 14 | 066681 | 066680 | 066679 | 066678 |
| 15 | 066685 | 066684 | 066683 | 066682 |
| 16 | 066689 | 066688 | 066687 | 066686 |
| 17 | 066693 | 066692 | 066691 | 066690 |
| 18 | 066700 | 066696 | 066695 | 066694 |

COVERINGS

i-LIMB® SKIN MATCH COVERS

For the most realistic covering option possible, the i-Limb Skin Match is a fully customised silicone covering that exactly matches the user's skin tone and features.

The i-Limb Skin Match Cover extends to just proximal to the wrist level. For coverage of the forearm section of the prosthesis, an i-Limb Skin Match Forearm Cover can also be produced matching the users skin tones.



| Code | Description |
|--------|---|
| 066006 | i-Limb Skin Match Hand Cover |
| 066448 | I-Limb Skin Match Forearm Sleeve |
| 066449 | I-Limb Skin Match Hand Covering including Custom Forearm Sleeve |

LIVINGSKIN®

OVERVIEW

Hand crafted from high definition silicone and hand painted to closely match skin tone and appearance, Livingskin prostheses are designed to look very realistic. Individual details can be added to the prostheses, such as freckles and hair.

Livingskin are passive functional prostheses. As well being a highly cosmetic solution, Livingskin can be used to support functions such as pushing, pulling, stabilising etc.



Livingskin Fingers

| Codes | Description |
|----------|----------------|
| 066453 | Partial Finger |
| 066026 | 1 Finger |
| 066029 | 2 Fingers |
| 066039 | 3 Fingers |
| 066040 | 4 Fingers |
| TBX50486 | 5 Fingers |
| 066135 | Finger Band |

Livingskin Hands

| Codes | Description |
|--------|--------------|
| 066014 | Partial Hand |
| 066015 | Full Hand |

Livingskin Arms

| Codes | Description |
|------------|----------------------------------|
| 066703-DCM | Wrist Disarticulation Passive |
| 066016 | Transradial Passive to Elbow |
| 066017 | Transhumeral Passive to Axilla |
| 066454-DCM | Shoulder Disarticulation Passive |

Livingskin Feet

| Codes | Description |
|----------|--------------------------------|
| TBX50374 | Prosthesis Foot Partial DCM |
| 066127A | Derma Hair Foot / Partial Foot |
| 066130A | Prosthesis One Toe DCM |
| 066131A | Prosthesis Two Toe DCM |
| 066132A | Prosthesis Three Toe DCM |
| 066133A | Prosthesis Four Toe DCM |
| 066136A | Prosthesis Full Foot DCM |
| TBX50404 | Five Toe Prosthesis |



OSSUR UPPER LIMB

LIVINGSKIN®

ACCESSORIES

| Codes | Description |
|----------|--|
| 066443 | Dermahair - Finger |
| 066065 | Dermahair - Hand |
| 066442 | Dermahair - Arm |
| TBX50059 | Dermahair - Transradial |
| 092039 | Extra Silicone Material - per 1 lb Tube |
| TBX50181 | Orthotic Device (including Thumb Stabiliser) |
| TBX50135 | Pronation/Supination Wrist Component |
| TBX50070 | Flexion/Extension Wrist Component |
| TBX50166 | Slipcoat |



INVENTORS

ICEROSS® LINERS

Iceross stands for Icelandic Roll-On Silicone Socket. It was developed by Össur Kristinnsson, a prosthetist and prosthetic user, as an alternative suspension system to more conventional methods. It functions to protect the skin, enhance comfort by reducing pressure peaks within the socket, and to eliminate motion between the socket and residual limb. Iceross is available in a range of suspension designs to suit different residual limbs and lifestyles.



Össur Kristinnsson

WHY ICEROSS?

COMFORT - All Iceross interface systems are made exclusively from a variety of densities of silicone. Silicone has a proven history of use in the medical field because of its unique material properties. The properties provide benefits such as cushioning for bony and sensitive areas, high elasticity to enable ease of conformity to most residual limb shapes, and high tear strength for increased durability.

PROTECTION - Iceross has been designed to function in a way similar to a compression stocking, i.e. by improving blood circulation while controlling swelling. It also protects skin and newly formed or sensitive scar tissue by reducing potentially damaging shear forces.

SUSPENSION - Iceross liners offer 3 different suspension methods; the Iceross Seal-In, Locking and Cushion liners so it is easy to find something that will suit your patient needs.

TOTAL KNEE®

Total Knee was the brain-child of Swedish inventor Finn Gramnas. Unhappy with the heavy and unwieldy prosthesis his six-year-old daughter was being offered in 1986, he retired to his garage and began inventing something far superior. Perhaps the world's youngest R&D specialist, Lisa Gramnas helped her father fine-tune dozens of prototypes for the Total Knee.



Finn & Lisa Gramnas

WHY THE TOTAL KNEE?

The uniqueness of the Total Knee is the Geometric Lock, which keeps the knee from collapsing when it is in full extension. Its polycentric design imitates natural knee motion, while the adjustable "stance-flex bumper" acts as a shock absorber, simulating the flexing action that occurs in the normal knee while walking or running.

MAUCH KNEE®

A German scientist and engineer, Hans Mauch was fascinated by the field of rehabilitative medicine. From the late 1950s he devoted his energies to prosthetic development. Building on studies sponsored by America's Veterans Administration, he collaborated with fellow scientist Ulrich Henschke to design the Mauch hydraulic knee system.



Hans Mauch

WHY THE MAUCH KNEE?

Mauch's progressively designed hydraulic systems provide amputees with a less strenuous and more controlled means of ambulation on varied terrains and in sports activities. From running, to walking step over step down stairs, Mauch offers a smooth natural gait and a high level of flexibility for more active lifestyles.

INVENTORS

FLEX-FOOT®

Flex-Foot was first introduced in 1984 by prosthetic user, research prosthetist, and inventor Van Phillips. Two critical breakthroughs made these products unique and revolutionised the everyday aspirations of amputees. The first, energy storage and release, is a function inherent in the patented carbon fiber design of Flex-Foot. The second, vertical shock absorption, enables a more natural gait and protects the sound limb and remaining joints of the amputated limb from excessive shock.



Van Phillips

WHY FLEX-FOOT?

Different functions are available within the Flex-Foot range to suit individual needs. All models offer significant advantages over conventional prosthetic feet. Twenty years of scientific material research lead to this unparalleled design, making Flex-Foot the choice for durability, comfort and performance.

GENERAL INFORMATION

WE ARE HERE TO HELP

If you need advice on Össur product selection, there are a number of ways in which we can help:

SELECTION CHARTS

These are available online at www.ossur.com.au and in wall chart format. Contact your Össur customer care representative for wall charts.

SALES MANAGERS, CUSTOMER CARE AND TECHNICAL SERVICE

Our sales managers, customer care and technical service teams are always happy to advise and assist. For contact details visit www.ossur.com.au and check the customer care pages for your location. Technical experts are also available online.

We hope the clear layout of our catalogue will easily guide you through this comprehensive range of products. Should you need any assistance, feel free to contact our customer care team or visit our website, www.ossur.com.au.

TERMS OF SALE AND POLICIES

HOW TO ORDER

Össur part numbers and item descriptions must be included on all orders.

PRICES AND PAYMENT TERMS

For price and payment terms please refer to our current Price List.

RETURNS, ADJUSTMENTS AND CREDITS

Please inspect all orders immediately upon receipt. In the event of items being ordered or shipped in error, please notify the customer care department.

SINGLE PATIENT USE

Össur products and components are designed and tested to ISO 10328. Compatibility and compliance with this standard is achieved only when Össur products and components are used with other recommended Össur or authorised components. If unusual movement or product wear is detected in a structural part of a prosthesis at any time, the patient should be instructed to immediately discontinue use of the device and consult his/her clinical specialist. This product has been designed and tested based on single patient usage. It is a single-use device and should never be used by multiple patients. If any problems occur with the use of this product, immediately contact your Össur representative.

WARRANTY PROCEDURE

All Össur products are guaranteed to be free of defects in materials and workmanship upon purchase. Any product found to be defective under normal and correct use will be replaced at no charge with the same item. If an item needs to be replaced under warranty, the replacement item will ship as soon as possible and the full retail cost will be invoiced. Upon receipt of the warranty item, a credit will be given under the terms that apply.

| | |
|-----------------------------------|-------------------------|
| BIONIC TECHNOLOGY BY ÖSSUR | LIMITED WARRANTY |
| PROPRIO FOOT | 24 Months* |
| RHEO KNEE | 36 Months* |
| RHEO KNEE XC | 36 Months* |
| POWER KNEE | 24 Months* |
| POWER KNEE Batteries | 12 Months |

LINERS AND SLEEVES **LIMITED WARRANTY**
 Össur liners and sleeves can be returned for full credit within 60 days as long as the “sealed” bag has not been opened or when applicable, hygienic seal has not been broken. Any components that have been removed from this bag will not be accepted for credit and will be returned to the customer at the customer’s expense.

| | |
|---|-----------|
| Iceross Seal-In X-Classic | 6 Months |
| Iceross Seal-In X-Grip | 6 Months |
| Iceross Seal-In X-Volume | 6 Months |
| Iceross Seal-In X (TF) | 6 Months |
| Iceross Seal-In X5 (TF) | 6 Months |
| Iceross Transfemoral Seal-In | 6 Months |
| Iceross Transfemoral Locking | 6 Months |
| Iceross Upper-X Locking | 6 Months |
| Iceross Seal-In X (TT/TF) | 6 Months |
| Iceross Seal-In X (TT/TF) Seals (Classic, Grip, Volume) | 6 Months |
| Iceross Seal-In X5 (TT) | 6 Months |
| Iceross Seal-In X5 Locking | 6 Months |
| Iceross Seal-In V | 6 Months |
| Iceross Dermo Locking/Cushion/Seal-In | 6 Months |
| Iceross Synergy Locking/Cushion | 9 Months |
| Iceross Comfort Locking/Cushion | 6 Months |
| Iceross Original Locking | 6 Months |
| Iceross Sport Locking | 9 Months |
| Iceross Activa with Tibiaguard | 9 Months |
| Iceross Post-Op | 6 Months |
| Iceross Curvemaster | 12 Months |
| Össur Rigid Dressing (ORD) | 2 Months |
| Iceross Junior Locking | 6 Months |
| Distal Cup | 12 Months |
| Iceross Sleeve | 3 Months |
| Iceflex Balance | 1 Month |
| Iceform Locking/Cushion | 6 Months |
| Iceform Sleeve | 3 Months |
| Relax Locking/Cushion | 6 Months |
| AKOS | 6 Months |
| Relax TF | 6 Months |
| 4Seal Classic | 6 Months |
| Genu Sleeve | 3 Months |
| Comfort SCS | 3 Months |
| Night Care Socks | 3 Months |
| Volume Compensation Socks | 3 Months |

| | |
|---|-------------------------|
| UNITY VACUUM SUSPENSION SYSTEM | LIMITED WARRANTY |
| Unity pump and membrane for Pro-Flex Family Feet, Proprio | |
| Foot and Balance Foot S / Balance Foot S Torsion | 36 Months** |
| PROPRIO FOOT | 24 Months* |
| Other Unity Pumps | 24 Months |
| Other Unity membranes | 12 Months |

FEET **LIMITED WARRANTY**
 Össur provides each prosthetic foot with a 60-Day Trial Period. If the amputee is dissatisfied with the prosthetic foot for any reason, the prosthetist can return it to Össur for a full refund within 60 days from the invoice date. For a detailed description of how to return products see Terms of Sale and Policies.

| | |
|-----------------------------------|-----------|
| Re-Flex Shock | 36 Months |
| Re-Flex Rotate | 36 Months |
| Vari-Flex | 36 Months |
| Pro-Flex Pivot | 36 Months |
| Pro-Flex XC | 36 Months |
| Pro-Flex LP | 36 Months |
| Pro-Flex ST | 36 Months |
| Pro-Flex Modular | 36 Months |
| Pro-Flex XC Torsion | 36 Months |
| Pro-Flex LP Torsion | 36 Months |
| Pro-Flex LP Align | 24 Months |
| LP Vari-Flex | 36 Months |
| Flex-Foot Assure | 36 Months |
| Flex-Foot Assure | 36 Months |
| Balance Foot S | 36 Months |
| Balance Foot S Torsion | 36 Months |
| Balance Foot J | 24 Months |
| Flex-Foot Balance | 12 Months |
| Flex-Foot Balance with DP-Flexion | 12 Months |
| Flex-Symes | 36 Months |
| Chopart | 24 Months |
| Cheetah Xpanse | 12 Months |
| Cheetah Xcel | 12 Months |
| Cheetah Xceed | 12 Months |
| Flex-Run | 12 Months |
| Cheetah Xplore | 36 Months |
| Cheetah Xtreme | 12 Months |
| Cheetah Xtend | 12 Months |
| Flex-Foot Cheetah | 12 Months |
| Vari-Flex Junior | 18 Months |
| Flex-Foot Junior | 18 Months |
| Cheetah Junior | 18 Months |
| Cheetah Xplore Junior | 18 Months |
| Flex Run Junior | 18 Months |
| Foot Covers | 6 Months |
| Nike Sole | 2 Months |
| Nike Spike Pad | 2 Months |
| Foam Heel Counter and Sole | 6 Months |

* 1, 2, 3 or 4 year extended warranties on Bionic devices (POWER KNEE batteries excluded) are available for purchase, contact Össur Customer Service for options and prices. Warranty extensions can be purchased while the product is still under warranty. Maximum total warranty is 6 years.

** Membrane is not replaceable. Warranty of membrane corresponds to warranty of the Unity Pump. Unity pump warranty is equal to foot warranty when Unity pump is purchased as part of the foot

WARRANTY PROCEDURE

| | | | |
|-------------------------|------------------|--------------------------------|------------------|
| MAUCH KNEE | LIMITED WARRANTY | i-Limb Access | 24 Months* |
| Mauch Knee | 24 Months | i-Limb Ultra | 24 Months* |
| Mauch Knee Plus | 24 Months | i-Limb Quantum | 24 Months* |
| CHEETAH KNEE | LIMITED WARRANTY | i-Limb Wrist | 24 Months* |
| Cheetah Knee | 18 Months | i-Digits Access | 24 Months* |
| | | i-Digits Quantum | 24 Months* |
| TOTAL KNEE | LIMITED WARRANTY | UPPER LIMB ACCESSORIES | LIMITED WARRANTY |
| Total Knee 1900 | 24 Months | i-Limb Skin Coverings | 3 months |
| Total Knee 2000 | 24 Months | Hand Accessories | 12 Months** |
| Total Knee 2100 | 24 Months | Demo-Limb | 12 Months |
| Total Knee Junior | 24 Months | Virtu-Limb | 12 Months |
| OP4 Knee | 24 Months | PASSIVE UPPER LIMB PROSTHETICS | LIMITED WARRANTY |
| OP5 Knee | 24 Months | Livingskin Passive Device | 12 Months |
| OHP3 Knee | 24 Months | | |
| Paso Knee | 24 Months | | |
| BALANCE KNEE | LIMITED WARRANTY | | |
| Balance Knee OFM1 | 24 Months | | |
| Balance Knee OFM2 | 24 Months | | |
| LOCKING KNEE | LIMITED WARRANTY | | |
| Locking Knee | 12 Months | | |
| ICELOCK | LIMITED WARRANTY | | |
| Icelock 100 Series | 12 Months | | |
| Icelock 200 Series | 12 Months | | |
| Icelock 300 Series | 12 Months | | |
| Icelock 400 Series | 12 Months | | |
| Icelock 500 Series | 6 Months | | |
| Icelock 544 Series | 6 Months | | |
| Icelock 562 Series | 6 Months | | |
| Icelock 600 Series | 12 Months | | |
| Icelock 700 Series | 12 Months | | |
| STANDARD ADAPTERS | LIMITED WARRANTY | | |
| Össur Standard Adapters | 24 Months | | |
| Össur Junior Adapters | 24 Months | | |
| Fixed Offset Adapters | 12 Months | | |
| Knee Rotation Adapter | 12 Months | | |
| Torsion Shock Adapter | 36 Months | | |
| SOCKET SYSTEMS | LIMITED WARRANTY | | |
| Icecast Anatomy | 12 Months | | |
| UPPER LIMB | LIMITED WARRANTY | | |

*Extended warranty is available to purchase, contact Össur Customer Service for options and prices. Maximum total warranty period is 5 years. Extended warranty must be purchased while device is still within warranty.

**If purchased within an i-Limb or i-digit kit, the warranty period for the kit will apply to the accessory.

NOTES

NOTES

NOTES

NOTES

NOTES



WWW.OSSUR.COM.AU
WWW.OSSUR.CO.NZ

© ÖSSUR, 01. 2024
P-800301-D, CRE-12179

Össur ANZ
TEL AU 1300 123 268
TEL NZ 0800 369 524
anzprosthetics@ossur.com

FAX AU +61 2 9475 1114
FAX NZ 0800 448 265

