

Prosthetic Solutions

2025 Catalogue



WELCOME TO THE ÖSSUR PROSTHETICS CATALOGUE

ÖSSUR PROSTHETIC SOLUTIONS

For years, Össur has been helping people to feel safe and confident, to rekindle ambitions and focus on new goals rather than limitations, and to feel happy and prepared for life with limb loss.

When you look at why we have been so successful, you will find a whole series of small but significant steps to a better future – comprehensive solutions that are designed with user needs and aspirations always at the top of the agenda.

Össur is pleased to present its most inclusive range of prosthetics ever, with solutions that embrace diverse populations and provide an effective response, whatever the need.

Each prosthetic is developed with different activity levels in mind. Össur prosthetic solutions are our way to make the selection easier and to help you find a solution for your patient.

HIGH QUALITY, HIGH PERFORMANCE PRODUCTS... FOR A LIFE WITHOUT LIMITATIONS

Years of experience in materials technology and innovative design have made Össur a leading developer of prosthetic systems that provide fit and function. Our current product offering is a reflection of this continuing commitment to amputees and to the prosthetic industry.

We are pleased to present a full spectrum of prosthetic solutions, designed to reflect the individual nature of our customers. We remain focused on patient outcomes and a Life Without Limitations® for all the people who use our products. Our underlying goal is to transform the aspirations and experience of everyone we work with.

Össur is proud to work alongside healthcare professionals all over the world, developing the advanced concepts of tomorrow while delivering exceptional solutions today. The company funds one of the largest research and development units in the industry, pursuing the technological breakthroughs that continually set new standards of performance, quality, and comfort.

Össur is an international manufacturer of prosthetic devices and a leading innovator in the field. The company employs a staff of more than 3,000, serving the needs of amputees, prosthetists, and healthcare professionals worldwide. As part of this service, we provide expert advice, training, and technical assistance. Össur operates a quality management system that meets the requirements of ISO 13485 and 14001. Products are CE-marked and conform to standards and other normative documents outlined in the EC (CE) Declaration of Conformity.

IMPACT LEVELS

LOW

Daily activities involving gentle, steady walking with the use of a walking aid.

Example: Moving around at home, modest walking in the community.



MODERATE

Daily activities involving average walking with the ability to vary speed or walking pattern.

Example: Going to the shops, confident outdoor walking.



HIGH

Daily activities involving fast walking, jogging and climbing stairs.

Example: Heavy-lifting, manual labour, recreational sports.



EXTREME

Activities involving running, track and field, sprinting, and long-distance running.

Example: Track and field sports.



ÖSSUR PROSTHETICS PRODUCT CATALOGUE

TABLE OF CONTENTS

ÖSSUR LINERS	9
ICEROSS® TRANSTIBIAL LINERS BY ÖSSUR	12
ICEROSS SEAL-IN® X	14
ICEROSS SEAL-IN® X LOCKING	16
ICEROSS SEAL-IN® V TRANSTIBIAL WITH WAVE	18
ICEROSS SEAL-IN® X5 TRANSTIBIAL WITH WAVE	19
ICEROSS SEAL-IN® X5 TRANSTIBIAL	20
ICEROSS DERMO SEAL-IN®	21
ICEROSS® SYNERGY™ LOCKING WITH WAVE	22
ICEROSS® SYNERGY™ LOCKING	23
ICEROSS DERMO® LOCKING WITH WAVE	24
ICEROSS DERMO® LOCKING	25
ICEROSS COMFORT® LOCKING WITH WAVE	26
ICEROSS COMFORT® LOCKING	27
ICEROSS® ORIGINAL LOCKING	28
ICEROSS® SPORT LOCKING	29
ICEROSS® SYNERGY™ CUSHION	30
ICEROSS® SYNERGY™ CUSHION WITH WAVE	31
ICEROSS DERMO® CUSHION	32
ICEROSS DERMO® CUSHION WITH WAVE	33
ICEROSS COMFORT® CUSHION	34
ICEROSS® ACTIVA CUSHION	35
ICEROSS® SLEEVE	36
ICEFORM® SLEEVE	37
ICEROSS® TRANSFEMORAL LINERS BY ÖSSUR	38
ICEROSS SEAL-IN® X TF	40
ICEROSS SEAL-IN® X LOCKING TF	42
ICEROSS SEAL-IN® X5 TRANSFEMORAL	44
AEROFIT SEAL-IN®	45
ICEROSS SEAL-IN® TRANSFEMORAL	46
ICEROSS® TRANSFEMORAL LOCKING	47
ICEROSS® UPPER-X LOCKING	48
ACCESSORIES	49
ÖSSUR SOCKETS	52
DIRECT SOCKETS	53
DIRECT SOCKET TT	54
ICEROSS® CASTING LINER TT	56
DIRECT SOCKET TF	57
AEROFIT® SOCKET	59
ICEROSS® CASTING LINER TF	62
DIRECT SOCKET TOOL KIT	63

ÖSSUR PROSTHETICS PRODUCT CATALOGUE

TABLE OF CONTENTS

DIRECT SOCKET TOOLS AND TOOL KIT SPARE PARTS.....	65
DIRECT SOCKET MATERIALS	66
CONNECT® TF	71
PRESSURE PADS.....	74
ÖSSUR KNEES AND LEGS	75
POWER KNEE™.....	77
NAVII®	80
RHEO KNEE®	84
RHEO KNEE® XC	88
MAUCH® KNEE.....	92
MAUCH® KNEE PLUS.....	93
TOTAL KNEE® 1900	95
TOTAL KNEE® 2000.....	98
TOTAL KNEE® 2100.....	101
LOCKING KNEE	104
ÖSSUR FEET	105
UNITY® VACUUM SUSPENSION SYSTEM	106
BALANCE™ FOOT S	107
BALANCE™ FOOT S TORSION	111
FLEX-FOOT BALANCE® WITH D/P FLEXION™.....	115
FLEX-FOOT® BALANCE.....	119
BALANCE™ FOOT J.....	124
FLEX-FOOT ASSURE®	129
PRO-FLEX® TERRA.....	141
PRO-FLEX® PIVOT	145
PRO-FLEX® XC.....	150
PRO-FLEX® XC TORSION	155
PRO-FLEX® ST	160
PRO-FLEX® MODULAR	165
PRO-FLEX® LP	168
PRO-FLEX® LP TORSION	173
PRO-FLEX® LP ALIGN.....	178
VARI-FLEX®	182
LP VARI-FLEX®	190
RE-FLEX ROTATE™.....	195
RE-FLEX SHOCK™	203
TORSION SHOCK ADAPTER	211
CHEETAH® XPLORE	212
FLEX-SYMES™	216
CHOPART	220
UNITY® SPARE PARTS.....	223

ÖSSUR PROSTHETICS PRODUCT CATALOGUE

TABLE OF CONTENTS

ÖSSUR SPORT SOLUTIONS	224
CHEETAH® KNEE	225
CHEETAH® XPANSE	227
CHEETAH® XCEL	230
CHEETAH® XCEED	235
CHEETAH® XTREME	238
CHEETAH® XTEND	242
FLEX-RUN™	246
FLEX-FOOT CHEETAH®	249
ÖSSUR JUNIOR SOLUTIONS	252
ICEROSS STABILO® JUNIOR LOCKING LINER WITH WAVE	254
ICEROSS DERMO® JUNIOR LOCKING LINER WITH WAVE	255
VARI-FLEX® JUNIOR	256
FLEX-FOOT® JUNIOR	259
CHEETAH® JUNIOR WITH NIKE SOLE	261
CHEETAH® XPLORE JUNIOR	263
FLEX-RUN™ JUNIOR WITH NIKE SOLE	266
TOTAL KNEE® JUNIOR	268
JUNIOR ADAPTERS WEIGHT LIMIT 45KG (100LBS)	271
JUNIOR ADAPTERS WEIGHT LIMIT 60KG (132LBS)	272
ÖSSUR POST-OP SOLUTIONS	274
ÖSSUR RIGID DRESSING (ORD)	277
ICEROSS® POST-OP TT LINER	278
ICEROSS® POST-OP TF LINER	279
ÖSSUR ICELOCK® SERIES	280
ICELOCK® 100 SERIES	282
ICELOCK® 200 SERIES	283
ICELOCK® 300 SERIES	287
ICELOCK® 500 SERIES	289
ICELOCK® 544 SERIES	290
ICELOCK® 562 HYBRID	293
ICELOCK® 600 SERIES	294
ICELOCK® 700 SERIES	298
ICELOCK® 850 HYBRID	300
ÖSSUR ADAPTERS	302
WEIGHT LIMIT 100KG (220LBS)	303
WEIGHT LIMIT 125KG (275LBS)	306
WEIGHT LIMIT 166KG (365LBS)	306
KNEE ROTATION ADAPTER	310
VACU VALVE	311

ÖSSUR PROSTHETICS PRODUCT CATALOGUE

TABLE OF CONTENTS

ÖSSUR UPPER LIMB.....	312
MCPDRIVER®	313
THUMBDRIVER®	314
PIPDRIVER®	315
GRIPLOCK FINGER®	316
i-LIMB® FEATURE OVERVIEW	318
i-LIMB® QUANTUM	319
i-LIMB® ULTRA	321
i-LIMB® ACCESS.....	323
i-LIMB® DIMENSIONS.....	325
ELECTRODES	327
CHARGERS & BATTERIES	329
REPLACEMENT PARTS.....	330
COVERINGS	331
i-DIGITS® QUANTUM	336
i-DIGITS® ACCESS	337
i-DIGITS® DIMENSIONS & INPUT OPTIONS	338
VIRTU-LIMB.....	340
DEMO-LIMB	341
LIVINGSKIN®	342
INVENTORS.....	344
GENERAL INFORMATION	346
TERMS OF SALE AND POLICIES.....	347
WARRANTY PROCEDURE	348
RETURNS / COMPLAINTS FORM	350
NOTES	351

ÖSSUR LINERS

TRANSTIBIAL SOLUTIONS



ICEROSS SEAL-IN X

SEAL-IN LINERS



ICEROSS SEAL-IN X5 TT

ICEROSS SEAL-IN V

ICEROSS Dermo
SEAL-IN

SEAL-IN LOCKING LINER



ICEROSS SEAL-IN X
LOCKING

LOCKING LINERS



ICEROSS Dermo
LOCKING

ICEROSS COMFORT
LOCKING

ICEROSS SYNERGY
LOCKING

ICEROSS ORIGINAL
LOCKING

ICEROSS SPORT
LOCKING

CUSHION LINERS



ICEROSS Dermo
CUSHION

ICEROSS COMFORT
CUSHION

ICEROSS SYNERGY
CUSHION

ICEROSS ACTIVA
CUSHION

ÖSSUR LINERS

TRANSFEMORAL SOLUTIONS



ICEROSS SEAL-IN X TF

SEAL-IN LINERS



ICEROSS SEAL-IN X5 TF

ICEROSS SEAL-IN X
LOCKING TF

ICEROSS SEAL-IN TRANSFEMORAL

AEROFIT SEAL-IN*

* Detailed information on AeroFit Seal-In can be found under AeroFit Solution in the Sockets section.

LOCKING LINERS



ICEROSS TRANSFEMORAL
LOCKING

UPPER EXTREMITY SOLUTIONS



ICEROSS UPPER-X
LOCKING

ÖSSUR LINERS

SUSPENSION METHODS

SEAL-IN X5

With a series of five seals the Iceross Seal-In X5 liner conforms to the shape of the residual limb and the internal socket wall, providing an airtight seal and improved comfort.

- Rotation control.
- Minimises pistoning.
- Suspension without a knee sleeve.



SEAL-IN X5

SEAL-IN V

The volume adaptive blades incorporated in the seal accomodates shape changes. The Seal-In V liner provides reliable and comfortable suspension.

- Cushion suspension without a knee sleeve.
- Rotation control.



SEAL-IN V

SEAL-IN

With the ingenious Hypobaric Sealing Membrane (HSM™) the Iceross Seal-In Liner optimises suspension and comfort while offering user convenience for daily use.

- Transtibial hypobaric suspension without a knee sleeve.
- Ease of donning and doffing.
- Improved rotation control.



SEAL-IN

SEAL-IN X LOCKING

This hybrid suspension combines the advantages of Seal-In with a locking suspension for challenging situations.



SEAL-IN X LOCKING

SEAL-IN X

- The movable seal allows the user to position the seal on the perfect position and fully benefit from a secure and comfortable suspension. Donning a Seal-In liner has never been so easy.
- Individual positioning of the seal
- Exceptional rotation control.



SEAL-IN X

LOCKING

The locking feature offers users firm, secure and comfortable suspension. Can be used with either locking or lanyard systems.



LOCKING

CUSHION

A soft, extra thick distal cushion improves user comfort, protects sensitive distal ends, and conforms to irregular distal shapes.



CUSHION

ÖSSUR LINERS

CHARACTERISTICS

STABILISING MATRIX

Integrated matrix allows radial stretch and limits vertical stretch for increased stability and skin comfort.



STABILISING MATRIX

FABRIC COVER

The outer cover provides extreme wear and tear, strength, and durability while allowing radial stretch and comfortable elasticity.



FABRIC COVER

ACTIVE SKIN CARE

Vaseline® and Aloe Vera are incorporated in Dermalisil® silicone to soothe and help maintain healthy skin.



ACTIVE SKIN CARE

DOUBLE DUROMETER

Two silicone durometers work together: Inner layer offers comfort and protection to the skin and outer layer offers cushioning and stability.



DOUBLE DUROMETER

WAVE

Allows for comfortable stretching of liner across the patella and controls folding of the liner in the sensitive area behind the knee.



WAVE

SILKEN INNER SURFACE

Micro engineered surface for skin conformance.



SILKEN INNER SURFACE

TIBIAGUARD

A soft, silicone pad with integrated Wave feature provides cushioning for the anterior tibia, while a thinner posterior silicone layer enhances control and proprioception. The combination of the two silicone profiles and the Wave design results in cushioning and freedom of movement.



TIBIAGUARD

CONICAL

This feature is designed to provide a comfortable and intimate liner fit for amputees with conical-shaped residual limbs. The conical shape is intended to help prevent the edges of the proximal end from rolling down.



CONICAL

EASY GLIDE

With the Easy Glide coating technology the liner offers users a high handling comfort. No lubricants are needed for donning and it is easy to clean.



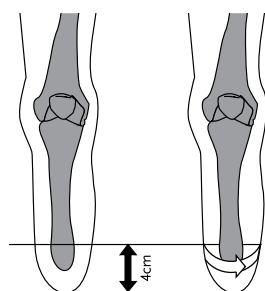
EASY GLIDE

ICEROSS® TRANSTIBIAL LINERS BY ÖSSUR

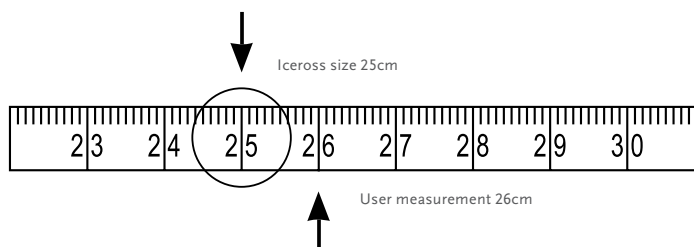
Careful selection of the Iceross liner is required to produce maximum benefit to the user. When selecting the appropriate transtibial Iceross liner the following must be considered:

1. Size of the residual limb
2. Activity/Impact level of the user
3. Use of fitting aids
4. Profile
5. Fitting Aid

1. SIZE



With the tissue of the residual limb hanging down, measure 4cm proximal to the distal end of the limb and mark this point on the skin. Measure the circumference of the limb at this point with medium tension on the tape measure.



The measurement taken corresponds to the size of Iceross to be used. Select the liner size matching your measurement or, if between sizes, select the next size below. Do not select a size larger than your measurement or more than one size below the measurement. E.g. if the circumference of the limb measures 26cm, select Iceross size 25.

NOTE - ICEROSS LOCKING LINERS:

The incorporated size-specific umbrella works in conjunction with the matrix. Function of both the umbrella and matrix is dependent on correct size selection of the Iceross liner. Incorrect sizing may cause discomfort to the user, perspiration and reduced control of the prosthesis.

NOTE - ICEROSS SEAL-IN LINERS:

For Iceross Seal-In liners, it is essential that the Hypobaric Sealing Membrane (HSM™) sits correctly against the liner around its full circumference. Once you have selected the liner according to our instructions, assess the membrane according to the pictures below, visually and manually. Picture 3 is the optimal situation. **In some cases, the next size down may need to be selected to achieve this fitting (this is unique to Iceross Seal-In liners and should not be applied to other Iceross models, including the Iceross Seal-In X5 and Seal-In V liners).**



1. LINER IS TOO SMALL



2. LINER IS TOO BIG



3. LINER FITS CORRECTLY

The sizing recommendations are intended as a guide. There may be occasions when alternative sizes need to be selected.

ICEROSS® TRANSTIBIAL LINERS BY ÖSSUR

2. IMPACT LEVELS

The impact levels are important considerations when selecting a liner. Impact levels relate to the amount of loading placed through the Iceross liner.

3. FITTING AIDS

The profile of the Iceross is cylindrical with a rounded distal end. This design accommodates most residual limb shapes. There are occasions, however, when a patient will exhibit an unusual or irregular residual limb shape that does not enable a total contact fit between the skin and the Iceross. The fitting aids are designed to work in conjunction with the Iceross to change the profile of unusual or irregular residual limb shapes to match that of the Iceross. This process is known as profile matching.



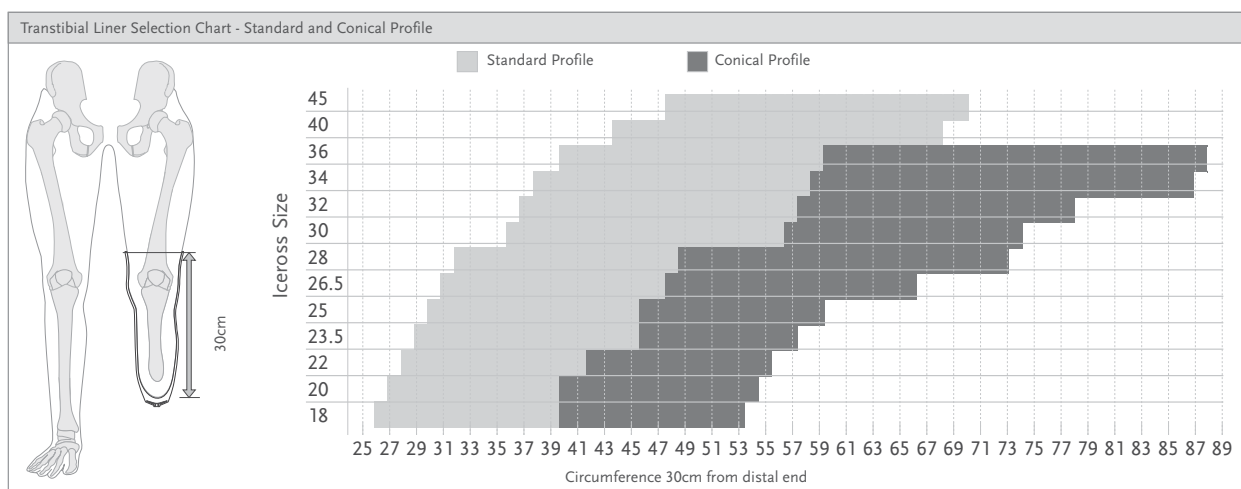
Assess the residual limb shape:

- If the shape is cylindrical, then no fitting aids are required.
- If the residual limb presents a square or flattened distal end, then an Iceross Pad should be installed distally to ensure profile matching between the end of the residual limb and the rounded end of the Iceross liner.
- If the residual limb is conical in shape, then a Distal Cup could be used in conjunction with the Iceross to help ensure correct profile matching. The Distal Cup will assist in providing a more cylindrical shape prior to fitting the Iceross liner.
- Iceross liner size is selected from a measurement taken over the Distal Cup on the residual limb.
- If the residual limb presents with a bulbous distal end (ankle disarticulation, Symes, Lisfranc, etc.), Iceross use is contraindicated and you should consult your local Össur representative to find an appropriate solution.

4. PROFILE

Measure the circumference of the residual limb approximately 30 cm above the distal end, refer to the horizontal axis of the selection chart. If the intersection from the horizontal and vertical axes lies in the light grey area of the chart then a standard profile is recommended, if it lies in the dark grey area then a conical profile is recommended.

5. FITTING AID



Note: This chart is only an indication of use and should only be used to support the CPO's own experience.

ICEROSS SEAL-IN® X



Providing advanced Seal-In technology for a wider range of users, Iceross Seal-In X is easier to invert and don, even for less active users who may have hand dexterity issues.

The sleeveless design features a separate seal ring, which can be flexibly positioned for optimum suction regardless of limb shape. It can also be moved as necessary throughout the day for added comfort. Special seamless fabric elongates appropriately over the patella for knee flexion, while the soft, yet durable silicone blend helps nurture potentially fragile skin.


The seal-ring offering provides three different options:

- X-Classic
- X-Grip
- X-Volume

The modular nature of the product makes selection easier, enhancing inventory control. Seal rings can also be renewed as required, without the need for a new liner.

Seal-In X technology is intended for use with Össur's Unity vacuum system.

With the Easy Glide coating technology the liner offers users a high handling comfort. No lubricants are needed for donning and it is easy to clean. Easy-glide coating only applies to the seal-rings.



User Information	
Amputation Level:	Trans tibial
Impact Level:	Low to High
Liner Information	
Liner Sizes:	16,18,20,22,23.5,25,26.5,28,30,32,34,36,40*
Liner Profiles:	3mm, 6mm
Seal Ring Sizes:	20,22,24,26,28,30,32,35,38,41,44,47,51,55,60,65

*Size 40 is only available in 3mm.

SUSPENSION METHOD



SEAL-IN X

FEATURES



FABRIC COVER



ACTIVE SKIN CARE



SILKEN INNER SURFACE

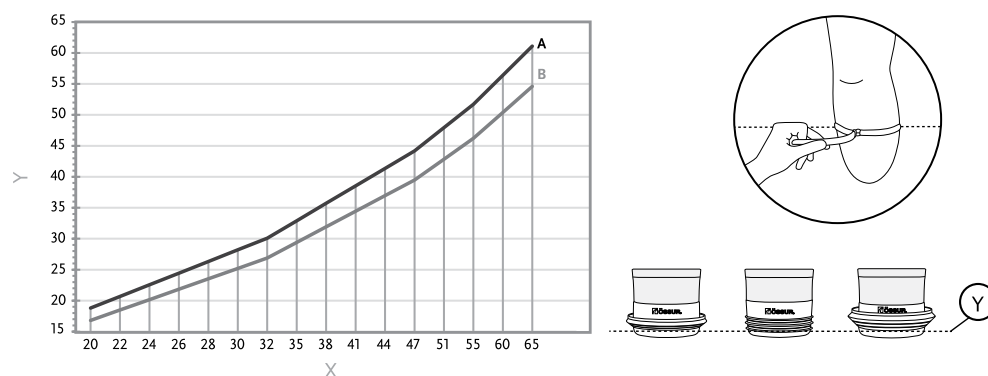


EASY GLIDE

ICEROSS SEAL-IN® X

SEAL RING SIZE SELECTION

1. Measure residual limb circumference (in cm) at the appropriate location, directly on the skin
2. Refer to the sizing chart to estimate correct device size
3. Sizing chart legend: X-Seal size, Y-Circumference (cm), A-Tight fit, B-Loose fit



MINIMUM RECOMMENDED LENGTH OF RESIDUAL LIMB

Measure from mid-patella tendon to distal end. Compare the measurement to the table below.

Liner Size	Minimum Length
16-23,5	11cm
25-30	12cm
32-36	13cm
40	14cm

PART NUMBER INFORMATION - ICEROSS SEAL-IN X LINER

Part#	Description	Contains
I-4443XX	Iceross Seal-In X 3mm	Liner
I-4446XX	Iceross Seal-In X 6mm	Liner
I-SXC0XX	Iceross Seal-In X-Classic	Seal-In X-Classic Ring
I-SXG0XX	Iceross Seal-In X-Grip	Seal-In X-Grip Ring
I-SXV0XX	Iceross Seal-In X-Volume	Seal-In X-Volume Ring
I-RXC001	Seal-In X-Classic Kit 26-51	10 Seal-In X-Classic Rings
I-RXC004	Seal-In X-Classic Kit 20-65	16 Seal-In X-Classic Rings
I-RXG001	Seal-In X-Grip Kit 26-51	10 Seal-In X-Grip Rings
I-RXG004	Seal-In X-Grip Kit 20-65	16 Seal-In X-Grip Rings
I-RXV001	Seal-In X-Volume Kit 26-51	10 Seal-In X-Volume Rings
I-RXV004	Seal-In X-Volume Kit 20-65	16 Seal-In X-Volume Rings

ICEROSS SEAL-IN® X LOCKING



The Iceross Seal-In X Locking liner is a silicone liner for trans-tibial amputees of all activity levels, providing superior function by combining the benefits of locking suspension with the benefits of Seal-In. The liner is available in both 3mm and 6mm profiles.

The liner features:


- Soft DermoGel® silicone
- Seamless functional textile for easy knee bending
- Stabilising matrix
- Compatible with all movable seal-ring options

The seal-ring offering provides three different options:

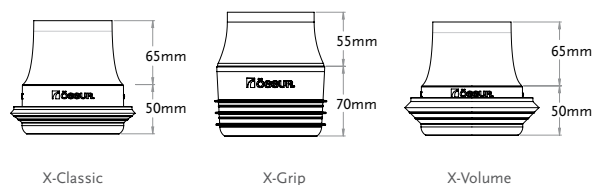
- X-Classic
- X-Grip
- X-Volume

The liner should be used with the Icelock 562 Hybrid (L-562000) and an airtight socket.

Combine Seal-In Technology with Unity vacuum system for stabilisation of volume fluctuations and comfortable socket fit throughout the day.



User Information	
Amputation Level:	Trans-tibial
Impact Level:	Low to High
Liner Information	
Liner Sizes:	16, 18, 20, 22, 23.5, 25, 26.5, 28, 30, 32, 34, 36, 40, 45
Liner Profiles:	3mm and 6mm
Seal Ring Sizes:	20, 22, 24, 26, 28, 30, 32, 35, 38, 41, 44, 47, 51, 55, 60, 65
Matrix	10 cm



SUSPENSION METHOD



SEAL-IN X
LOCKING

FEATURES



FABRIC COVER



ACTIVE SKIN
CARE



SILKEN INNER
SURFACE



EASY GLIDE*



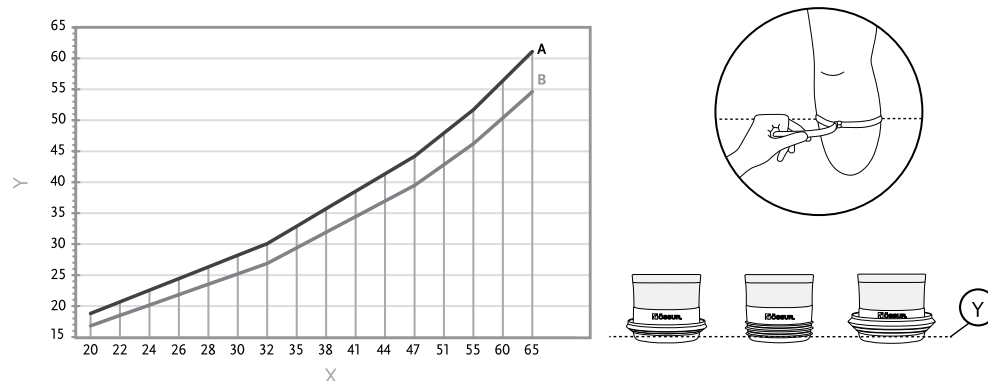
STABILISING
MATRIX

* Easy Glide only applies to the Seal Rings

ICEROSS SEAL-IN® X LOCKING

SEAL RING SIZE SELECTION

1. Measure residual limb circumference (in cm) at the appropriate location, directly on the skin
2. Refer to the sizing chart to estimate correct device size
3. Sizing chart legend: X-Seal size, Y-Circumference (cm), A-Tight fit, B-Loose fit



PART NUMBER INFORMATION - ICEROSS SEAL-IN X LOCKING LINER

Part#	Description	Contains
I-SXL3XX	Iceross Seal-In X Locking 3mm	Liner in size XX and 3mm profile
I-SXL6XX	Iceross Seal-In X Locking 6mm	Liner in size XX and 6mm profile
I-SXC0XX	Iceross Seal-In X-Classic	Seal-In X-Classic Ring
I-SXG0XX	Iceross Seal-In X-Grip	Seal-In X-Grip Ring
I-SXV0XX	Iceross Seal-In X-Volume	Seal-In X-Volume Ring
I-RXC001	Seal-In X-Classic Kit 26-51	10 Seal-In X-Classic Rings
I-RXC004	Seal-In X-Classic Kit 20-65	16 Seal-In X-Classic Rings
I-RXG001	Seal-In X-Grip Kit 26-51	10 Seal-In X-Grip Rings
I-RXG004	Seal-In X-Grip Kit 20-65	16 Seal-In X-Grip Rings
I-RXV001	Seal-In X-Volume Kit 26-51	10 Seal-In X-Volume Rings
I-RXV004	Seal-In X-Volume Kit 20-65	16 Seal-In X-Volume Rings

ICEROSS SEAL-IN® V TRANSTIBIAL WITH WAVE



Based on the Iceross Cushion profile, Iceross Seal-In V has a soft distal end for close fit and comfort.

Iceross Seal-In V is available with the seal in two different locations, Standard and High Profile. The High Profile variant should be used when residual limb length allows for it, especially in case of sensitive spots on the distal tibial crest.

Össur recommends Iceross Seal-In V for amputees already past the initial phase of volume and shape conditioning, during the first months post-amputation Iceross Dermo Cushion & Iceross Sleeve are recommended.

User Information	
Amputation Level:	Transtibial
Impact Level:	All
Liner Information	
Sizes:	18,20,22,23.5,25,26.5,28,30,32,34,36.
Profile:	3mm wave



SUSPENSION METHOD



SEAL-IN V

FEATURES



FABRIC COVER



ACTIVE SKIN CARE



SILKEN INNER SURFACE

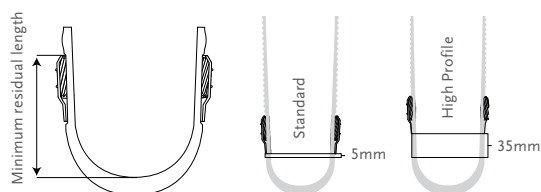


WAVE

SEAL HEIGHTS AND TRIM LINES

Liner Size	Minimal Residual Length*	
	Standard	High Profile
18-20	9cm	13cm
21-25	10cm	14cm
26-30	11cm	15cm
31-36	12cm	15cm

*Residual limb shapes and trim line preference varies, minimum residual length values are approximates only.



PART NUMBER INFORMATION - ICEROSS SEAL-IN V TRANSTIBIAL LINER WITH WAVE

Part#	Profile	Description
I-4713XX	Wave 3mm	Seal-In V
I-4723XX	Wave 3mm	Seal-In V High Profile

ICEROSS SEAL-IN® X5 TRANSTIBIAL WITH WAVE

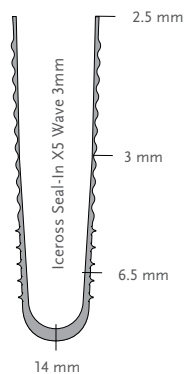


The Iceross Seal-In X5 with Wave incorporates a series of five integrated seals that conform to the shape of the residual limb and the internal socket wall, providing an airtight seal.

The Iceross Seal-In X5 with Wave offers security and freedom of movement.

Össur recommends that Iceross Seal-In X5 Transtibial Liner with Wave is used in conjunction with the Icelock® 500 Series Expulsion Valve.

User Information	
Amputation Level:	Transtibial
Impact Level:	All
Liner Information	
Size Standard:	18,20,22,23.5,25,26.5,28,30,32,34,36.
Profile:	3mm
Matrix:	10-13cm



SUSPENSION METHOD



SEAL-IN X5

FEATURES



STABILISING MATRIX



FABRIC COVER



ACTIVE SKIN CARE



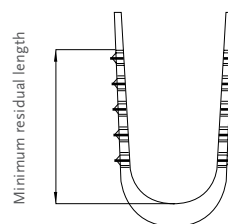
SILKEN INNER SURFACE



WAVE

MINIMUM RECOMMENDED LENGTH OF RESIDUAL LIMB

Liner Size	Minimum Length
18	10cm
20-25	11cm
26.5-30	12cm
32-36	13cm



Matrix size varies depending on the liner size, the smaller the liner the shorter the matrix.

PART NUMBER INFORMATION - ICEROSS SEAL-IN X5 TRANSTIBIAL LINER WITH WAVE

Part#	Profile	Suspension Method	Matrix
I-3664XX	Wave 3mm	Seal-In X5	10 - 13cm

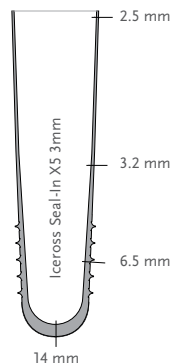
ICEROSS SEAL-IN® X5 TRANSTIBIAL



The Iceross Seal-In X5 incorporates a series of five integrated seals that conform to the shape of the residual limb and the internal socket wall, providing an airtight seal.

Össur recommends that Iceross Seal-In X5 Transtibial Liner is used in conjunction with the Icelock® 500 Series Expulsion Valve.

User Information	
Amputation Level:	Transtibial
Impact Level:	All
Liner Information	
Size Standard:	18,20,22,23.5,25,26.5,28,30,32,34,36.
Profile:	3mm
Matrix:	10-13cm



SUSPENSION METHOD



SEAL-IN X5

FEATURES



STABILISING MATRIX



FABRIC COVER



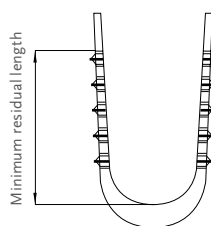
ACTIVE SKIN CARE



SILKEN INNER SURFACE

MINIMUM RECOMMENDED LENGTH OF RESIDUAL LIMB

Liner Size	Minimum Length
18	10cm
20-25	11cm
26.5-30	12cm
32-36	13cm



PART NUMBER INFORMATION - ICEROSS SEAL-IN X5 TRANSTIBIAL LINER

Part#	Profile	Suspension Method	Matrix
I-3663XX	3mm	Seal-In X5	10 - 13cm

ICEROSS DERMO SEAL-IN®

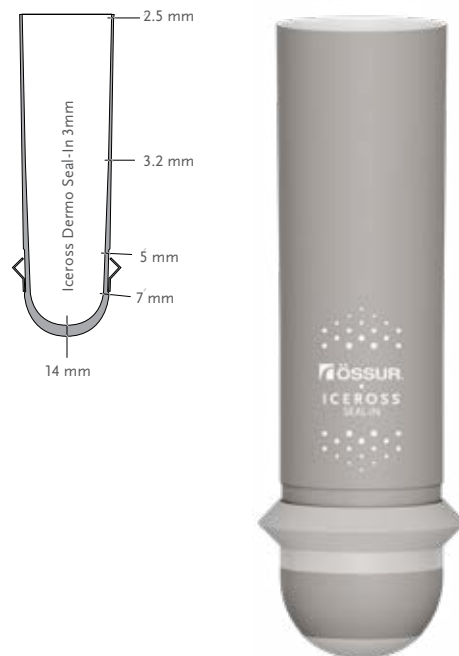


Made with the softest silicone, Iceross Dermo cushions the limb while actively caring for the skin of vascular patients and those with sensitive skin.

Iceross Dermo is a premium suspension liner that provides superb softness, gentle skin contact and Active Skin Care ingredients. The combination of DermoGel® silicone with an ultra-strong and elastic Supplex® fabric cover offers excellent durability and an intimate fit.

Össur recommends that Iceross Dermo Seal-In Liner is used in conjunction with the Icelock® 500 Series Expulsion Valve.

User Information	
Amputation Level:	Transtibial
Impact Level:	Low to High
Liner Information	
Size Standard:	18,20,22,23.5,25,26.5,28,30,32,34,36.
Profile:	3mm
Matrix:	10cm



SUSPENSION METHOD



SEAL-IN

FEATURES



STABILISING MATRIX



FABRIC COVER



ACTIVE SKIN CARE



SILKEN INNER SURFACE

PART NUMBER INFORMATION - ICEROSS DERMO SEAL-IN LINER

Part#	Profile	Suspension Method	Matrix
I-4613XX	3mm	Seal-In	10cm

ICEROSS® SYNERGY™ LOCKING WITH WAVE

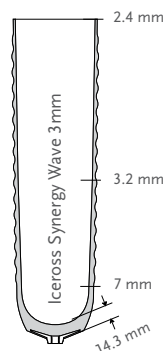


The Iceross Synergy liner with Wave incorporates a combination of two different silicone durometers to provide the perfect balance of comfort and stability.

A firm silicone outer layer provides stability for active use, while a softer shock-absorbing inner layer nurtures the skin, offering superb suspension and comfort.

Iceross Synergy with Wave makes the liner easier to flex at the knee, allowing it to adapt more to the user's movements. Less resistance means that less energy is required to flex the knee.

Össur recommends that Iceross Synergy Liner with Wave is used in conjunction with the Icelock® 600 Series.



User Information	
Amputation Level:	Transtibial
Impact Level:	Moderate to Extreme
Liner Information	
Size Standard:	16, 18, 20, 22, 23.5, 25, 26.5, 28, 30, 32, 34, 36, 40, 45.
Profile:	3mm
Matrix:	10cm or Adjusted 2-14cm*

SUSPENSION METHOD



LOCKING

FEATURES



STABILISING
MATRIX



FABRIC COVER



ACTIVE SKIN
CARE



SILKEN INNER
SURFACE



DOUBLE
DUROMETER



WAVE

PART NUMBER INFORMATION - ICEROSS SYNERGY LOCKING LINER WITH WAVE

Part#	Profile	Suspension Method	Matrix
I-6303XX	3mm Wave	Locking	10cm
I-6206XX	3mm Wave	Locking	Adjusted 2-14cm*

*For a custom matrix, please specify the required matrix length on your order. Please note that deviation in the stabilising matrix length can be +/- 1.5cm.

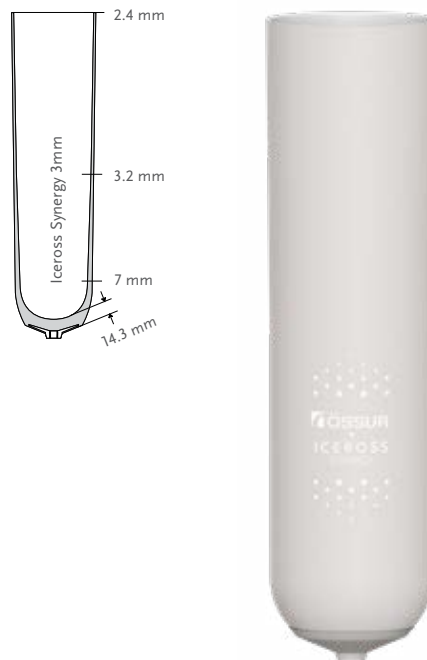
ICEROSS® SYNERGY™ LOCKING



The Iceross Synergy liner incorporates a combination of two different silicone durometers to provide the perfect balance of comfort and stability.

A firm silicone outer layer provides stability for active use, while a softer shock-absorbing inner layer nurtures the skin, offering superb suspension and comfort.

Össur recommends that Iceross Synergy Liner is used in conjunction with the Icelock® 600 Series.



User Information	
Amputation Level:	Transtibial
Impact Level:	Moderate to Extreme
Liner Information	
Size Standard:	16, 18, 20, 22, 23.5, 25, 26.5, 28, 30, 32, 34, 36, 40, 45.
Profile:	3mm
Matrix:	10cm or Adjusted 2-14cm*

SUSPENSION METHOD



LOCKING

FEATURES



STABILISING MATRIX



FABRIC COVER



ACTIVE SKIN CARE



SILKEN INNER SURFACE



DOUBLE DUROMETER

PART NUMBER INFORMATION - ICEROSS SYNERGY LOCKING LINER

Part#	Profile	Suspension Method	Matrix
I-6003XX	3mm	Locking	10cm
I-6203XX	3mm	Locking	Adjusted 2-14cm*

*For a custom matrix, please specify the required matrix length on your order. Please note that deviation in the stabilising matrix length can be +/- 1.5cm.

ICEROSS DERMO® LOCKING WITH WAVE



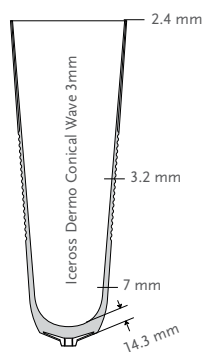
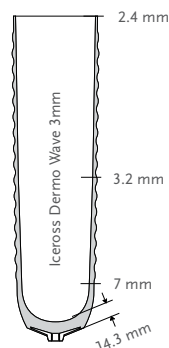
Made with the softest silicone, Iceross Dermo cushions the limb while actively caring for the skin of people with vascular problems or sensitive skin.

Iceross Dermo features horizontal waves designed for easier flexion at the knee, Iceross Dermo Conical also features vertical waves intended to help prevent the edges from rolling down.

A premium suspension liner that provides superb softness, gentle skin contact and Active Skin Care ingredients. The combination of DermoGel® silicone with an ultra-strong and elastic Supplex® fabric cover offers excellent durability and an intimate fit.

Össur recommends that Iceross Dermo Liner with Wave is used in conjunction with the Icelock® 600 series.

User Information	
Amputation Level:	Transtibial
Impact Level:	Low to Moderate
Liner Information	
Size Standard:	16,18,20,22,23.5,25,26.5,28,30,32,34,36,40,45.
Size Conical:	18,20,22,23.5,25,26.5,28,30,32,34,36.
Profile:	3mm
Matrix:	10cm or Adjusted 2-14cm*



SUSPENSION METHOD



LOCKING

FEATURES



STABILISING
MATRIX



FABRIC COVER



ACTIVE SKIN
CARE



SILKEN INNER
SURFACE



WAVE



CONICAL

PART NUMBER INFORMATION - ICEROSS DERMO LOCKING LINER WITH WAVE

Part#	Profile	Suspension Method	Matrix
I-4313XX	3mm Wave	Locking	10cm
I-4223XX	3mm Wave	Locking	Adjusted (2-14cm)*
I-4913XX	Conical 3mm Wave	Locking	10cm

*For a custom matrix, please specify the required matrix length on your order. Please note that deviation in the stabilising matrix length can be +/- 1.5cm.

ICEROSS DERMO® LOCKING



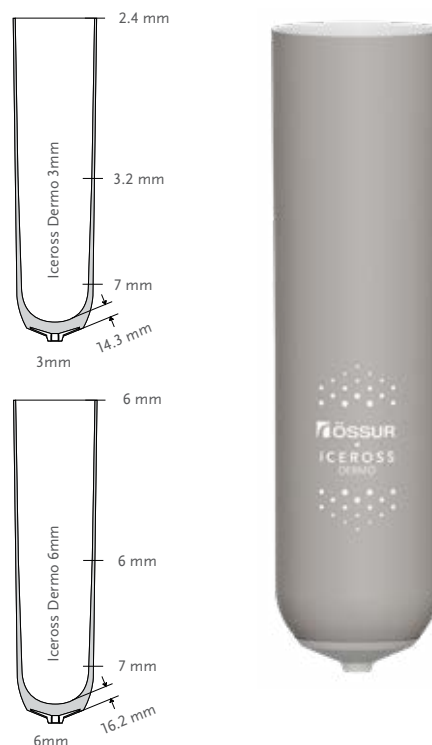
Made with the softest silicone, Iceross Dermo cushions the limb while actively caring for the skin of people with vascular problems or sensitive skin.

Iceross Dermo is a premium suspension liner that provides softness, gentle skin contact and Active Skin Care ingredients. The combination of DermoGel® silicone with an ultra-strong and elastic Supplex® outer cover offers excellent durability and an intimate fit.

Össur recommends that Iceross Dermo Liner is used in conjunction with the Icelock® 600 Series.

User Information	
Amputation Level:	Trans tibial
Impact Level:	Low to Moderate
Liner Information	
Size Standard:	16, 18, 20, 22, 23.5, 25, 26.5, 28, 30, 32, 34, 36, 40, 45*
Profile:	3mm or 6mm
Matrix:	10cm or Adjusted 2-14cm*

* Iceross Dermo 6mm Custom Liner is not available in the following sizes: 16, 18, 34, 36, 40, 45.



SUSPENSION METHOD



LOCKING

FEATURES



STABILISING MATRIX



FABRIC COVER



ACTIVE SKIN CARE



SILKEN INNER SURFACE

PART NUMBER INFORMATION - ICEROSS DERMO LOCKING LINER

Part#	Profile	Suspension Method	Matrix
I-4013XX	3mm	Locking	10cm
I-4213XX	3mm	Locking	Adjusted 2-14cm*
I-4016XX	6mm	Locking	10cm
I-4216XX	6mm	Locking	Adjusted 2-14cm*

*For a custom matrix, please specify the required matrix length on your order. Please note that deviation in the stabilising matrix length can be +/- 1.5cm.

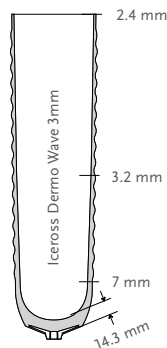
ICEROSS COMFORT® LOCKING WITH WAVE



Iceross Comfort is designed with Össur's stabilising matrix, a size-specific distal attachment and a nylon fabric cover. Iceross Comfort utilises soft Sensil® silicone and is designed for residual limbs with bony prominences prone to pressure peaks.

Össur recommends that Iceross Comfort Liner with Wave is used in conjunction with the Icelock® 600 Series.

User Information	
Amputation Level:	Transtibial
Impact Level:	Low to Moderate
Liner Information	
Size Standard:	16, 18, 20, 22, 23.5, 25, 26.5, 28, 30, 32, 34, 36, 40, 45
Profile:	3mm
Matrix:	10cm



SUSPENSION METHOD



LOCKING

FEATURES



STABILISING
MATRIX



FABRIC COVER



SILKEN INNER
SURFACE



WAVE

PART NUMBER INFORMATION - ICEROSS COMFORT LOCKING WITH WAVE LINER

Part#	Profile	Suspension Method
I-5303XX	3mm Wave	Locking

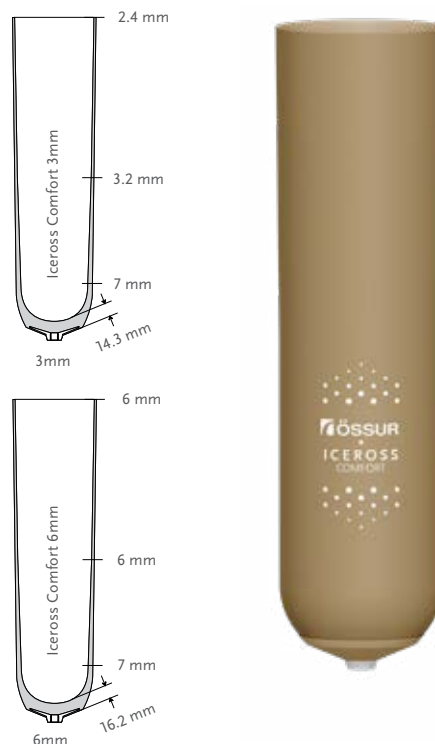
ICEROSS COMFORT® LOCKING



Iceross Comfort is designed with Össur's patented stabilising matrix, a size-specific distal attachment and a nylon fabric cover. Iceross Comfort is designed for the needs of residual limbs with bony prominences prone to pressure peaks.

Össur recommends that Iceross Comfort Liner is used in conjunction with the Icelock® 600 Series.

User Information	
Amputation Level:	Transtibial
Impact Level:	Low to Moderate
Liner Information	
Size Standard:	16, 18, 20, 22, 23.5, 25, 26.5, 28, 30, 32, 34, 36, 40, 45.
Profile:	3mm or 6mm
Matrix:	10cm or Adjusted 2-14cm*



SUSPENSION METHOD



LOCKING

FEATURES



STABILISING MATRIX



FABRIC COVER



SILKEN INNER SURFACE

PART NUMBER INFORMATION - ICEROSS COMFORT LOCKING LINER

Part#	Profile	Suspension Method	Matrix
I-5406XX	3mm	Locking	10cm
I-5506XX	3mm	Locking	Adjusted 2-14cm*
I-5006XX	6mm	Locking	10cm
I-5106XX	6mm	Locking	Adjusted 2-14cm*

*For a custom matrix, please specify the required matrix length on your order. Please note that deviation in the stabilising matrix length can be +/- 1.5cm.

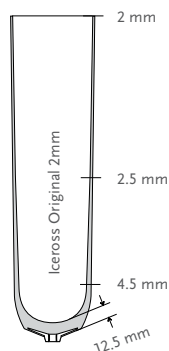
ICEROSS® ORIGINAL LOCKING



The Iceross Original post-operative liner is easy to don and doff and is recommended for users from low to high activity levels who require good stability and suspension. The Stabilising Matrix effectively minimises pistoning.

Össur recommends that Iceross Original Liner is used in conjunction with the Icelock® 600 Series.

User Information	
Amputation Level:	Transtibial
Impact Level:	Low to High
Liner Information	
Size with cover:	16,18,20,22,23.5,25,26.5,28,30,32,34,36,38,40,42,45.
Profile:	2mm
Matrix:	10cm or Adjusted 2-14cm*



SUSPENSION METHOD



LOCKING

FEATURES



STABILISING
MATRIX



FABRIC COVER

PART NUMBER INFORMATION - ICEROSS ORIGINAL LOCKING LINER WITH COVER

Part#	Description	Profile	Suspension Method	Matrix
I-0124XX	Iceross Original with Cover	2mm	Locking	10cm
I-2024XX	Iceross Original with Cover	2mm	Locking	Adjusted 2-14cm*

*For a custom matrix, please specify the required matrix length on your order. Please note that deviation in the stabilising matrix length can be +/- 1.5cm.

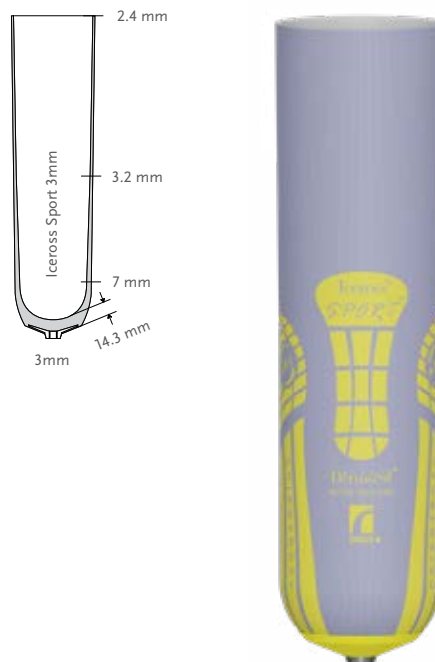
ICEROSS® SPORT LOCKING



For active amputees that experience greater stress on the residual limb and require additional stability and intimacy of fit. Iceross Sport features a double-layer silicone design and an Advanced Rotation Control System that together provide effective cushioning and rotational stability.

Unlike other suspension liners that are designed mainly for lower activity levels, Iceross Sport is designed specifically to give active amputees the stability and support needed to lead an active lifestyle.

Össur recommends that Iceross Sport Liner is used in conjunction with the Icelock® 600 Series.



User Information	
Amputation Level:	Transtibial
Impact Level:	High to Extreme
Liner Information	
Size Standard:	16, 18, 20, 22, 23.5, 25, 26.5, 28, 30, 32, 34.
Profile:	3mm
Matrix:	10cm or Adjusted 2-14cm*

SUSPENSION METHOD



LOCKING

FEATURES



STABILISING MATRIX



FABRIC COVER



ACTIVE SKIN CARE



DOUBLE DUROMETER

PART NUMBER INFORMATION - ICEROSS SPORT LOCKING LINER

Part#	Profile	Suspension Method	Matrix	Items
I-1033XX	3mm	Locking	10cm	N/A
I-1233XX	3mm	Locking	Adjusted 2-14cm*	N/A

*For a custom matrix, please specify the required matrix length on your order. Please note that deviation in the stabilising matrix length can be +/- 1.5cm.

ICEROSS® SYNERGY™ CUSHION

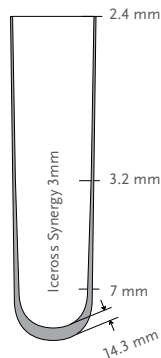


The Iceross Synergy Cushion liner incorporates a combination of two different silicone durometers to provide the perfect balance of comfort and stability.

A firm silicone outer layer provides stability for active use, while a softer cushioning inner layer nurtures the skin, offering superb suspension and comfort.

Össur recommends that Iceross Synergy Cushion Liner is used in conjunction with the Iceross Sleeve and the Icelock® 500 Series.

User Information	
Amputation Level:	Transtibial
Impact Level:	Moderate to Extreme
Liner Information	
Size Standard:	16,18,20,22,23.5,25,26.5,28,30,32,34,36,40.
Profile:	3mm



SUSPENSION METHOD



CUSHION

FEATURES



FABRIC COVER



ACTIVE SKIN CARE



SILKEN INNER SURFACE



DOUBLE DUROMETER

PART NUMBER INFORMATION - ICEROSS SYNERGY CUSHION LINER

Part#	Profile	Suspension Method
I-CL63XX	3mm	Cushion

ICEROSS® SYNERGY™ CUSHION WITH WAVE

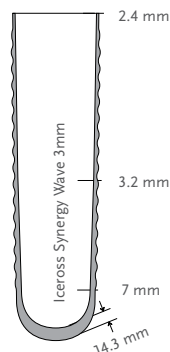


The Iceross Synergy Cushion liner with Wave incorporates a combination of two different silicone durometers providing suspension and comfort.

A firm silicone outer layer provides stability for active use, while a softer cushioning inner layer nurtures the skin, offering superb suspension and comfort.

The Wave feature makes the liner easier to flex at the knee, allowing it to adapt more to the user's movements. Less resistance means that less energy is required to flex the knee. It stretches easily over the patella and effectively controls folding of the liner behind the knee.

Össur recommends that Iceross Synergy Cushion Liner with Wave is used in conjunction with the Iceross Sleeve and the Icelock® 500 Series.



User Information	
Amputation Level:	Transfemoral
Impact Level:	Moderate to Extreme
Liner Information	
Size Standard:	16, 18, 20, 22, 23.5, 25, 26.5, 28, 30, 32, 34, 36, 40.
Profile:	3mm

SUSPENSION METHOD



CUSHION

FEATURES



FABRIC COVER



ACTIVE SKIN CARE



SILKEN INNER SURFACE



DOUBLE DUROMETER



WAVE

PART NUMBER INFORMATION - ICEROSS SYNERGY CUSHION LINER WITH WAVE

Part#	Profile	Suspension Method
I-CW63XX	3mm Wave	Cushion

ICEROSS DERMO® CUSHION



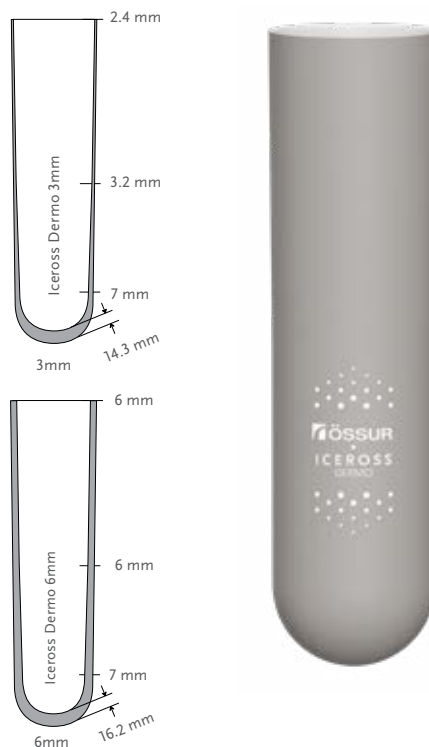
Iceross Dermo Cushion liner is made with the softest silicone that actively cares for the skin.

This liner provides superb softness, gentle skin contact and Össur's Active Skin Care ingredients. The combination of DermoGel® silicone with an ultra-strong and elastic Supplex® fabric cover offers excellent durability and an intimate fit.

Össur recommends that Iceross Dermo Cushion Liner is used in conjunction with Iceross Sleeve and Icelock® 500 Series.

User Information	
Amputation Level:	Transtibial
Impact Level:	Low to High
Liner Information	
Size Standard:	16, 18, 20, 22, 23.5, 25, 26.5, 28, 30, 32, 34, 36, 40*.
Profile:	3mm or 6mm

*Size 40 is only available in 3mm.



SUSPENSION METHOD



CUSHION

FEATURES



FABRIC COVER



ACTIVE SKIN CARE



SILKEN INNER SURFACE

PART NUMBER INFORMATION - ICEROSS DERMO CUSHION LINER

Part#	Profile	Suspension Method
I-CL43XX	3mm	Cushion
I-CL46XX	6mm	Cushion

ICEROSS DERMO® CUSHION WITH WAVE

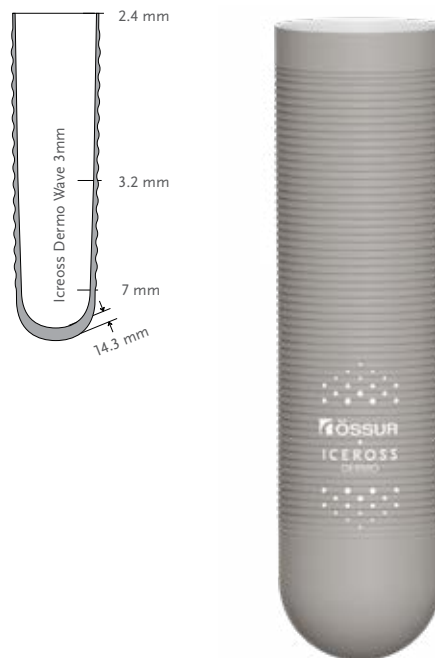


Iceross Dermo Cushion Liner with Wave is made with the softest silicone that actively cares for the skin.

This liner provides superb softness, gentle skin contact and Össur's Active Skin Care ingredients. The combination of DermoGel® silicone with an ultra-strong and elastic Supplex® fabric cover offers excellent durability and an intimate fit.

The Wave feature makes the liner easier to flex at the knee, allowing it to adapt more to the user's movements. Less resistance means that less energy is required to flex the knee.

Össur recommends that Iceross Dermo Cushion Liner with Wave is used in conjunction with Iceross Sleeve and Icelock® 500 Series.



User Information	
Amputation Level:	Transtibial
Impact Level:	Low to High
Liner Information	
Size Standard:	16, 18, 20, 22, 23.5, 25, 26.5, 28, 30, 32, 34, 36, 40.
Profile:	3mm

SUSPENSION METHOD



CUSHION

FEATURES



FABRIC COVER



ACTIVE SKIN CARE



SILKEN INNER SURFACE



WAVE

PART NUMBER INFORMATION - ICEROSS DERMO CUSHION LINER WITH WAVE

Part#	Profile	Suspension Method
I-CW43XX	3mm	Cushion

ICEROSS COMFORT® CUSHION

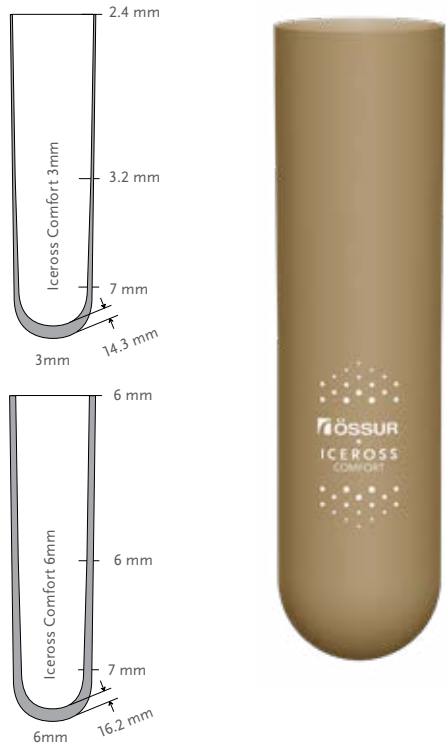


Iceross Comfort is designed with Össur's Sensil® silicone and a nylon fabric cover. Iceross Comfort is a liner for residual limbs with bony prominences prone to pressure peaks, and/or conical residual limbs.

Össur recommends that Iceross Comfort Cushion Liner is used in conjunction with the Iceross Sleeve and Icelock® 500 Series.

User Information	
Amputation Level:	Transtibial
Impact Level:	Low to Moderate
Liner Information	
Size Standard:	16, 18, 20, 22, 23.5, 25, 26.5, 28, 30, 32, 34, 36, 40*.
Profile:	3mm or 6mm

*Size 40 is only available in 3mm.



SUSPENSION METHOD



CUSHION

FEATURES



FABRIC COVER



SILKEN INNER SURFACE

PART NUMBER INFORMATION - ICEROSS COMFORT CUSHION LINER

Part#	Profile	Suspension Method
I-CL53XX	3mm	Cushion
I-CL56XX	6mm	Cushion

ICEROSS® ACTIVA CUSHION

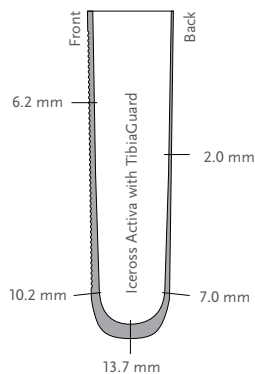


The supreme cushion liner for active users with cushioning, comfort and maximum stability.

The Iceross Activa with TibiaGuard™ is manufactured with revolutionary techniques that combine different types of silicone to meet the challenging requirements of highly active transtibial users.

The integrated TibiaGuard provides cushioning while a thinner, stiffer posterior portion is designed to enhance stability.

User Information	
Amputation Level:	Transtibial
Impact Level:	Moderate to Extreme
Liner Information	
Size Standard:	18,20,22,23.5,25,26.5,28,30,32,34.
Profile:	2mm posterior, 6mm anterior



SUSPENSION METHOD



CUSHION

FEATURES



FABRIC COVER



ACTIVE SKIN CARE



SILKEN INNER SURFACE



DOUBLE DUROMETER



WAVE



TIBIAGUARD

PART NUMBER INFORMATION - ICEROSS ACTIVA WITH TIBIAGUARD CUSHION LINER

Part#	Profile	Suspension Method	Items
I-CT62XX	2mm / 6mm	Cushion	N/A

ICEROSS® SLEEVE



The Iceross Sleeve generates good suction, more security and conforms to the intended motion with the knee.

Össur took the Wave technology to the next level when developing the Iceross Sleeve. The Wave feature makes the liner bend at the knee, allowing it to adapt more to the user's movements. It stretches effectively at the front and folds in a controlled way behind the knee.

The profile of the sleeve is thicker around the socket brims, focusing on strength at selected areas to reduce wear and tear.

It is recommended to use the Iceross Sleeve in conjunction with the Iceross Cushion Liner Range.



User Information	
Amputation Level:	Transtibial
Impact Level:	All
Sleeve Information	
Size:	35,41,49,55,62.

FEATURES



SILKEN INNER
SURFACE

PART NUMBER INFORMATION - ICEROSS SLEEVE

Measure circumference 15cm (6") above mid-patella and choose the correct size.

PART#	SIZE	MEASUREMENTS	
F-201135	35	35-41cm	13 3/4 - 16 1/7"
F-201141	41	41-49cm	16 1/7 - 19 1/3"
F-201149	49	49-55cm	19 1/3 - 21 6/9"
F-201155	55	55-62cm	21 6/9 - 24 2/5"
F-201162	62	62-76cm	24 2/5 - 30"

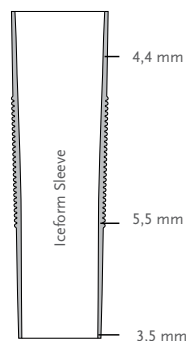
ICEFORM® SLEEVE



The Iceform Sleeve is made of Thermoplastic Elastomer (TPE) material and covered with seamless durable textile. The thermoformability of the TPE material allows the sleeve to adapt to residual limb shape for comfort. The elasticity of the TPE material provides user comfort and safe suspension.

Össur recommends that the Iceform Sleeve is used in conjunction with the Iceform Cushion Liners, for low to medium impact use.

User Information	
Amputation Level:	Transtibial
Impact Level:	Low to Moderate
Sleeve Information	
Size:	35, 41, 49, 55, 62



PART NUMBER INFORMATION - ICEFORM SLEEVE

Measure circumference 15 cm (6") above mid-patella and choose the correct size.

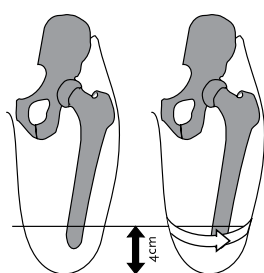
Part#	Size	Measurements	
S-201135	35	35-41 cm	13 3/4 - 16"
S-201141	41	41-49 cm	16 - 19 1/4"
S-201149	49	49-55 cm	19 1/4 - 21 3/4"
S-201155	55	55-62 cm	21 3/4 - 24 1/2"
S-201162	62	62-76 cm	24 1/2 - 30"

ICEROSS® TRANSFEMORAL LINERS BY ÖSSUR

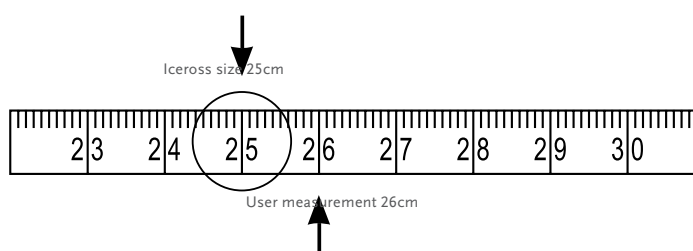
The transfemoral residual limb offers slightly different challenges to the prosthetist than the transtibial residual limb in terms of achieving results from a prosthetic fitting. In recognizing these challenges, Össur was the first to design and introduce a specific Iceross Transfemoral liner to offer comfort, protection and suspension of the transfemoral prosthesis.

1. Size
2. Limb length
3. Profile
4. Use of fitting aids

1. SIZE



With the tissue of the residual limb hanging down, measure 4cm proximal to the distal end of the limb and mark this point on the skin. Measure the circumference of the limb at this point with medium tension on the tape measure.



The measurement taken corresponds to the size of Iceross to be used. Select the liner size matching your measurement or, if between sizes, select the next size below. Do not select a size larger than your measurement or more than one size below it. E.g. if the circumference of the limb measures 26cm, select Iceross size 25.

NOTE - ICEROSS LOCKING LINERS:

The incorporated size-specific umbrella works in conjunction with the matrix. Function of both the umbrella and matrix is dependent on correct size selection of the Iceross liner. Incorrect sizing may cause discomfort to the user, perspiration and reduced control of the prosthesis.

NOTE - ICEROSS SEAL-IN LINERS:

For Iceross Seal-In liners, it is essential that the Hypobaric Sealing Membrane (HSM™) sits correctly against the liner around its full circumference. Once you have selected the liner according to our instructions, assess the membrane according to the pictures below, visually and manually. Picture 3 is the optimal situation. In some cases, the next size down may need to be selected to achieve this fitting. It is unique to the Iceross Seal-In liner and should not be applied to any other Iceross models including the Iceross Seal-In X5.



1. LINER IS TOO SMALL



2. LINER IS TOO BIG



3. LINER FITS CORRECTLY

The sizing recommendations are intended as a guide. There may be occasions when alternative sizes need to be selected.

ICEROSS® TRANSFEMORAL LINERS BY ÖSSUR

2. RESIDUAL LIMB LENGTH

Compare the residual limb length to the **sound limb** by dividing the sound limb femur into thirds.

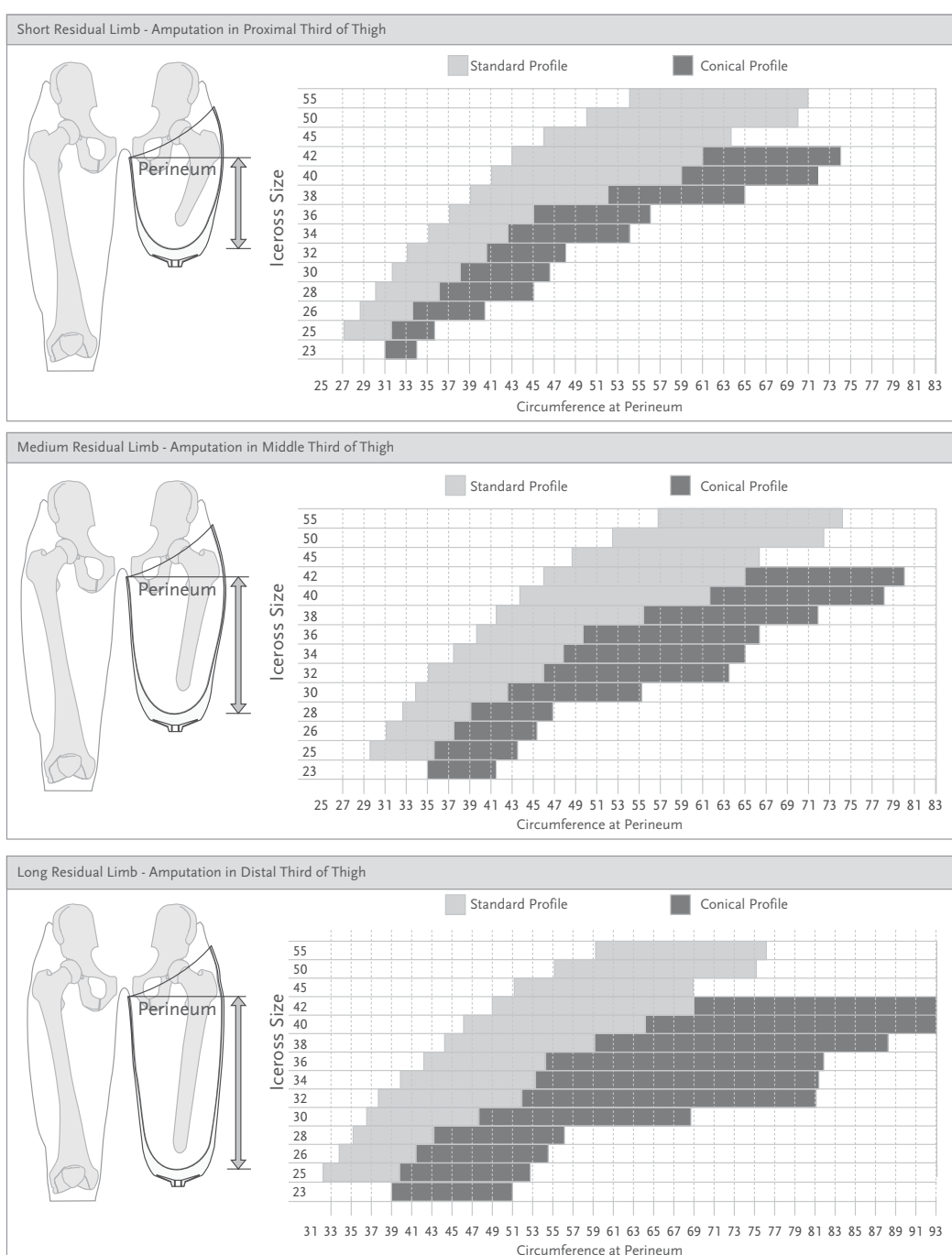
- The proximal third is considered **SHORT** length - refer to selection chart part A.
- The middle third is considered **MEDIUM** length - refer to selection chart part B.
- The distal third is considered **LONG** length - refer to selection chart part C.

3. PROFILE

Measure and record the circumference of the limb at the level of the perineum, refer to the horizontal axis of the selection chart. If the intersection from the horizontal and vertical axes lies in the light grey area of the selection chart then a standard profile is recommended; if it lies in the dark grey area then a conical profile is recommended.

4. FITTING AIDS

Use the principles of profile matching as described in transtibial section. If there are any deep scars or voids, fill with Iceross Pad or silicone putty.



ICEROSS SEAL-IN® X TF



Thinner, tougher, longer, with a moveable seal for personalised fit.


Össur's new Seal-in liner has been designed specifically to address the challenges faced by a large number of people with transfemoral amputations. For many, various pressure points and the shape of their residual limb cause problems with a suction suspension liner.

Iceross Seal-In® X TF features the latest advances in Seal-in technology, with a separate and moveable seal to suit individual TF needs.

- The seal-ring offering provides three different options:
- X-Classic - the classic day-to-day seal
- X-Grip - for good rotational control
- X-Volume - helps with volume reduction

With the Easy Glide coating technology the liner offers users a high handling comfort. No lubricants are needed for donning and it is easy to clean. Easy-glide coating only applies to the seal-rings.

User Information	
Amputation Level:	Transfemoral
Impact Level:	All
Liner Information	
Size Standard:	25,26.5,28,30,32,34,36,38,40,45,50,55.
Size Conical:	23.5,25,26.5,28,30,32,34,36,38,40.
Size Seal Rings:	20,22,24,26,28,30,32,35,38,41,44,47,51,55,60,65
Profile:	3mm



SUSPENSION METHOD



SEAL-IN X

FEATURES



FABRIC COVER



ACTIVE SKIN CARE



SILKEN INNER SURFACE



CONICAL

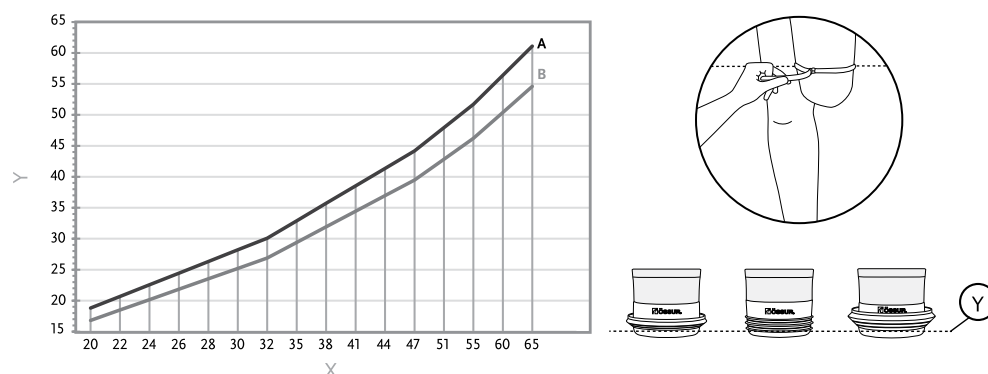


EASY GLIDE

ICEROSS SEAL-IN® X TF

SEAL RING SIZE SELECTION

1. Measure residual limb circumference (in cm) at the appropriate location, directly on the skin
2. Refer to the sizing chart to estimate correct device size
3. Sizing chart legend: X-Seal size, Y-Circumference (cm), A-Tight fit, B-Loose fit



MINIMUM RECOMMENDED LENGTH OF RESIDUAL LIMB

Measure the residual limb length with the tissue hanging down, from the perineum to the distal end. Compare the measurement to the table below.

Liner Size	Minimum Length
23,5-28	16cm
30-34	17cm
36-40	18cm
45	19cm
50	20cm
55	21cm

PART NUMBER INFORMATION - ICEROSS SEAL-IN X TF LINER

Part#	Description	Contains
I-8532XX	Iceross Seal-In X TF Standard	Liner
I-8632XX	Iceross Seal-In X TF Conical	Liner
I-SXC0XX	Iceross Seal-In X-Classic	Seal-In X-Classic Ring
I-SXG0XX	Iceross Seal-In X-Grip	Seal-In X-Grip Ring
I-SXV0XX	Iceross Seal-In X-Volume	Seal-In X-Volume Ring
I-RXC001	Seal-In X-Classic Kit 26-51	10 Seal-In X-Classic Rings
I-RXC004	Seal-In X-Classic Kit 20-65	16 Seal-In X-Classic Rings
I-RXG001	Seal-In X-Grip Kit 26-51	10 Seal-In X-Grip Rings
I-RXG004	Seal-In X-Grip Kit 20-65	16 Seal-In X-Grip Rings
I-RXV001	Seal-In X-Volume Kit 26-51	10 Seal-In X-Volume Rings
I-RXV004	Seal-In X-Volume Kit 20-65	16 Seal-In X-Volume Rings

ICEROSS SEAL-IN® X LOCKING TF



The Iceross Seal-In X Locking Liner TF provides users with a combination of locking suspension and Seal-In, combining the benefits of both.

Paired with Icelock 850 Hybrid, users who prefer the direct, mechanical connection to the socket of locking liners can now experience the many benefits of Seal-In vacuum and Unity elevated vacuum suspension by Össur. This combination offers stabilisation of volume fluctuations, a comfortable socket fit throughout the day and skin care silicone.

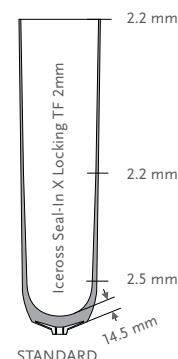
Featuring the same moveable seal rings characteristic of all Iceross Seal-In X liners, Iceross Seal-In X Locking TF liners reduce pistoning and improve rotational control when compared to locking suspension alone.

The seal-ring offering provides three different options:

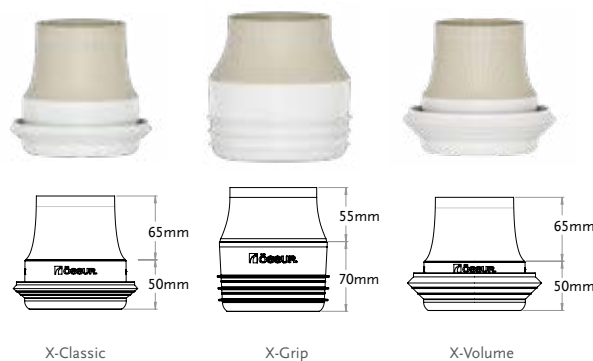
- X-Classic - the classic day-to-day seal
- X-Grip - for good rotational control
- X-Volume - helps with volume reduction

The Quick Connect feature is designed for ease and convenience, allowing users to don the socket whilst seated and release it from the liner with a simple push of a button.

When combined with the Unity sleeveless elevated vacuum system, users can experience the added clinical benefits of reduced volume fluctuations and improved gait symmetry and balance.



User Information	
Amputation Level:	Transfemoral
Impact Level:	Low to High
Liner Information	
Size Standard:	25,26.5,28,30,32,34,36,38,40,42,45,50,55.
Size Conical:	23.5,25,26.5,28,30,32,34,36,38,40,42.
Profile:	2mm Std and 3mm Con
Matrix:	Full Length
Size Seal Rings:	20,22,24,26,28,30,32,35,38,41,44,47,51,55, 60,65



SUSPENSION METHOD



SEAL-IN X
LOCKING

FEATURES



STABILISING
MATRIX



FABRIC COVER



ACTIVE SKIN
CARE



SILKEN INNER
SURFACE



CONICAL

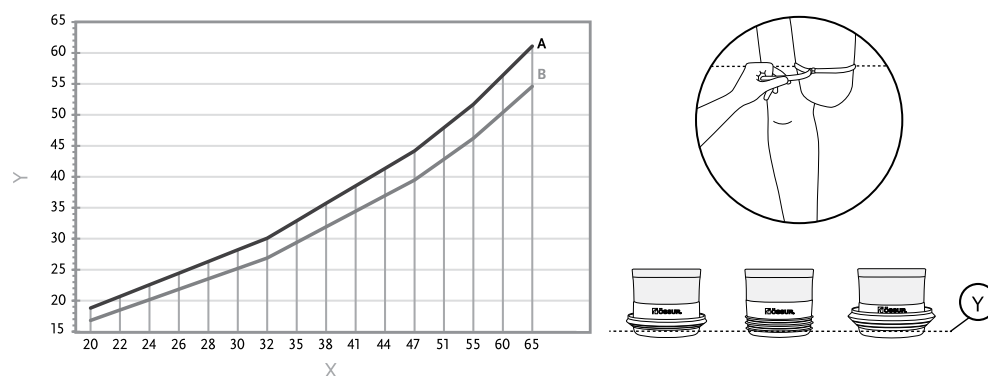


EASY GLIDE

ICEROSS SEAL-IN® X LOCKING TF

SEAL RING SIZE SELECTION

1. Measure residual limb circumference (in cm) at the appropriate location, directly on the skin
2. Refer to the sizing chart to estimate correct device size
3. Sizing chart legend: X-Seal size, Y-Circumference (cm), A-Tight fit, B-Loose fit



MINIMUM RECOMMENDED LENGTH OF RESIDUAL LIMB

Measure the residual limb length with the tissue hanging down, from the perineum to the distal end. Compare the measurement to the table below.

Liner Size	Minimum Length
23,5-28	14cm
30-34	15cm
36-42	16cm
45	17cm
50-55	18cm

PART NUMBER INFORMATION - ICEROSS SEAL-IN X LOCKING TF LINER

Part#	Description	Contains
I-SXLSXX	Iceross Seal-In X Locking TF Standard 2 mm	Liner
I-SXLCXX	Iceross Seal-In X Locking TF Conical 3mm	Liner
I-SXC0XX	Iceross Seal-In X-Classic	Seal-In X-Classic Ring
I-SXG0XX	Iceross Seal-In X-Grip	Seal-In X-Grip Ring
I-SXV0XX	Iceross Seal-In X-Volume	Seal-In X-Volume Ring
I-RXC001	Seal-In X-Classic Kit 26-51	10 Seal-In X-Classic Rings
I-RXC004	Seal-In X-Classic Kit 20-65	16 Seal-In X-Classic Rings
I-RXG001	Seal-In X-Grip Kit 26-51	10 Seal-In X-Grip Rings
I-RXG004	Seal-In X-Grip Kit 20-65	16 Seal-In X-Grip Rings
I-RXV001	Seal-In X-Volume Kit 26-51	10 Seal-In X-Volume Rings
I-RXV004	Seal-In X-Volume Kit 20-65	16 Seal-In X-Volume Rings

ICEROSS SEAL-IN® X5 TRANSFEMORAL



The Iceross Seal-In X5 transfemoral liner is the first liner of its kind with five integrated seals that deliver a comfortable and secure suspension.

Its airtight fit is thanks to the flexible silicone suction suspension system, and its minimised pistoning and enhanced rotational control allow users to enjoy greater comfort and stability.

It is recommended that Iceross Seal-In X5 Transfemoral liner is used in conjunction with the Icelock® 500 Series Valve.

User information	
Amputation Level:	Transfemoral
Impact Level:	All
Liner information	
Size Standard:	25,26.5,28,30,32,34,36,38,40,45,50,55.
Size Conical:	25,26.5,28,30,32,34,36,38.
Profile:	3mm
Matrix:	Full Length



SUSPENSION METHOD



SEAL-IN X5

FEATURES



STABILISING MATRIX



FABRIC COVER



ACTIVE SKIN CARE



SILKEN INNER SURFACE



CONICAL

MINIMUM RECOMMENDED LENGTH OF RESIDUAL LIMB

Liner Sizes	Minimum Length
25-30	125 mm
32-40	135 mm
45-50	155 mm
55	165 mm

PART NUMBER INFORMATION - ICEROSS SEAL-IN X5 TRANSFEMORAL LINER

Part#	Profile	Suspension Method	Matrix
I-TF673XX	Standard 3mm	Seal-In X5	Full Length
I-TF678XX	Conical 3mm	Seal-In X5	Full Length

AEROFIT SEAL-IN®



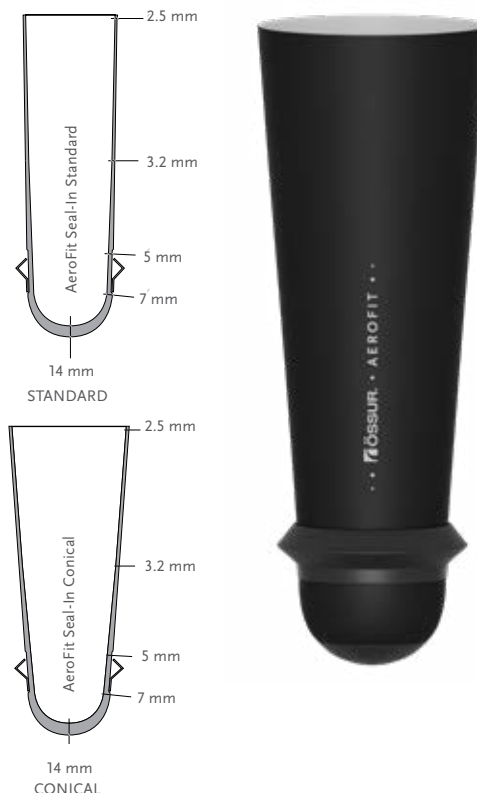
AeroFit combines a 3D-printed Seal-In liner with a vented socket. The silicone liner increases patient comfort by reducing humidity accumulation while maintaining the Seal-In secure suspension. The unique design of AeroFit uses the user's own movement to expel air from the socket, promoting airflow and leaving the skin feeling drier. The perceived skin health of the residual limb is significantly improved by the micro-hole pattern, meshed silicone structure, and the AeroFit Seal-In liner fabric, which wicks humidity away.

AeroFit Seal-In liner comes in a standard and conical profile. The Seal-In ring is coated with Easy Glide, a low-friction coating that eliminates the need for alcohol spray or other lubricants for socket donning.

This AeroFit Seal-In liner is part of the breathable AeroFit system.

Information about the AeroFit socket can be found on the catalog page 59.

User information	
Amputation Level:	Transfemoral
Impact Level:	Low to High
Liner information	
Size Standard:	25,26.5,28,30,32,34,36,38,40,45,50,55.
Size Conical:	23.5,25,26.5,28,30,32,34,36,38,40.
Profile:	3mm
Matrix:	Full Length



SUSPENSION METHOD



SEAL-IN

FEATURES



STABILIZING MATRIX



FABRIC COVER



ACTIVE SKIN CARE



SILKEN INNER SURFACE



CONICAL



BREATHABILITY



EASY GLIDE

PART NUMBER INFORMATION - AEROFIT SEAL-IN LINER

Part#	Profile	Suspension Method	Matrix
AF-STFS0XX	Standard 3mm	Seal-In	Full Length
AF-STFC0XX	Conical 3mm	Seal-In	Full Length

ACCESSORIES

LINER DRYING STAND

The liner drying stand is designed for storing a liner over night and to dry a liner after cleaning.

Part#	Description
P-940001	Liner Drying Stand



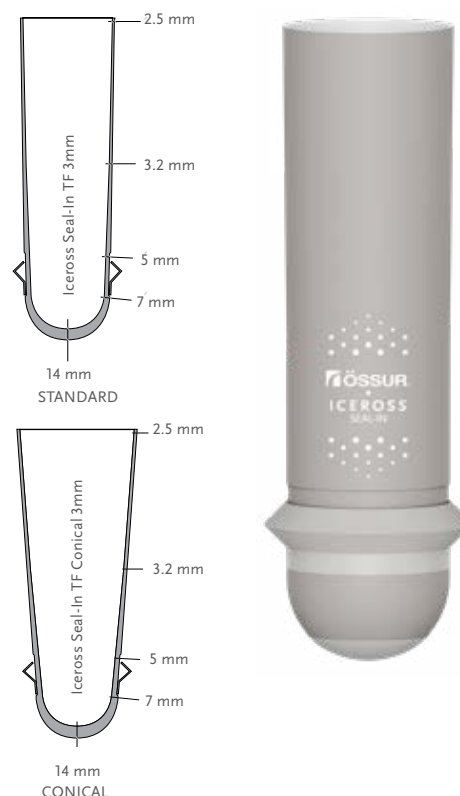
ICEROSS SEAL-IN® TRANSFEMORAL



The Iceross Seal-In Transfemoral liner offers security and freedom of movement for low to extremely active transfemoral amputees. With textile that has improved the adhesion by 25%, the fabric cover is extremely durable and allows radial stretch and comfortable elasticity.

Össur recommends that Iceross Seal-In Transfemoral Liner is used in conjunction with the Icelock® 500 Series Expulsion Valve.

User Information	
Amputation Level:	Transfemoral
Impact Level:	All
Liner Information	
Size Standard:	25,26.5,28,30,32,34,36,38,40,45,50,55.
Size Conical:	25,26.5,28,30,32,34,36,38.
Profile:	3mm
Matrix:	Full Length



SUSPENSION METHOD



SEAL-IN

FEATURES



STABILISING MATRIX



FABRIC COVER



ACTIVE SKIN CARE



SILKEN INNER SURFACE



CONICAL

MINIMUM RECOMMENDED LENGTH OF RESIDUAL LIMB

Liner Sizes	Minimum Length
25-30	125 mm
32-40	135 mm
45-50	155 mm
55	165 mm

PART NUMBER INFORMATION - ICEROSS SEAL-IN TRANSFEMORAL LINER

Part#	Profile	Suspension Method	Matrix
I-7532XX	Standard 3mm	Seal-In	Full Length
I-7632XX	Conical 3mm	Seal-In	Full Length

ICEROSS® TRANSFEMORAL LOCKING

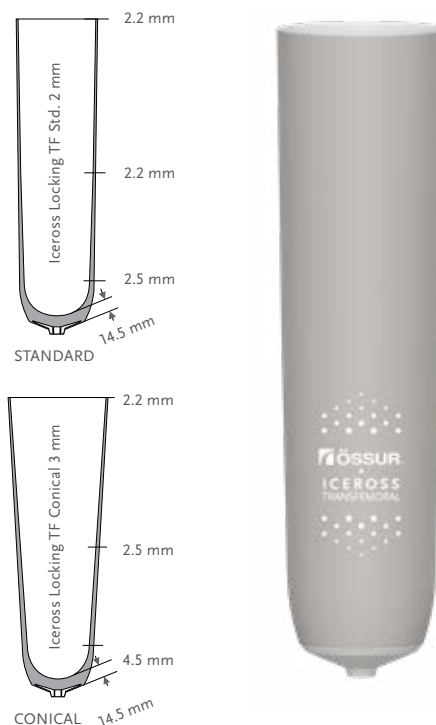


Iceross Transfemoral Locking is the first suspension liner exclusively designed to provide stability and control for transfemoral amputees.

With textile that has improved the adhesion by 25%, the fabric cover is extremely durable and allows radial stretch and comfortable elasticity.

Össur recommends that Iceross Transfemoral Liner is used in conjunction with the Icelock® 200 Series.

User Information	
Amputation Level:	Transfemoral
Impact Level:	All
Liner Information	
Size Standard:	25,26.5,28,30,32,34,36,38,40,42,45,50,55.
Size Conical:	23.5,25,26.5,28,30,32,34,36,38,40,42.
Profile:	2mm Std and 3mm Con
Matrix:	Full Length



SUSPENSION METHOD



LOCKING

FEATURES



STABILISING
MATRIX



FABRIC COVER



ACTIVE SKIN
CARE



SILKEN INNER
SURFACE



CONICAL

PART NUMBER INFORMATION - ICEROSS TRANSFEMORAL LOCKING LINER

Part#	Profile	Suspension Method	Matrix
I-7032XX	Standard 2mm	Locking	Full Length
I-7132XX	Conical 3mm	Locking	Full Length

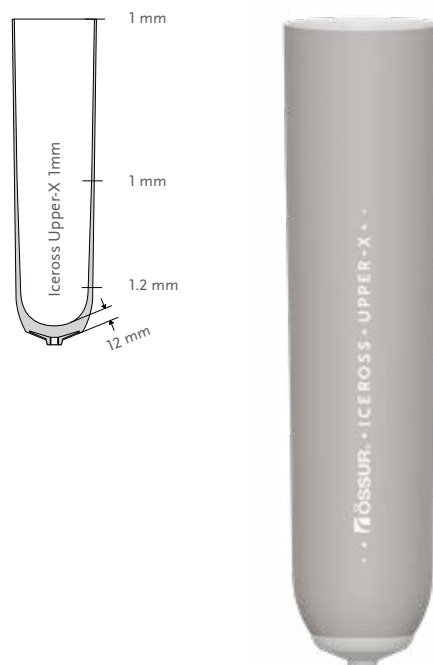
ICEROSS® UPPER-X LOCKING



The Iceross Upper-X liner is a comfortable liner with an excellent suspension method for upper-extremity amputees.

Unlike other current methods of suspension, Iceross Upper-X eliminates the need for straps and belts and has an ultra-thin, pliable profile that provides more user comfort and increased limb sensation. Superb suspension is obtained by combining quality DermoSil™ silicone with a full-matrix outer cover that virtually eliminates pistoning while allowing radial stretch for volume accommodation. A rolling method makes donning and doffing hassle-free.

Össur recommends that Iceross Upper-X liner is used in conjunction with the Icelock® 700 Series.



User Information	
Amputation Level:	Transradial and Transhumeral
Impact Level:	All
Liner Information	
Size Standard:	12, 14, 16, 18, 20, 22.
Profile:	1mm

SUSPENSION METHOD



LOCKING

FEATURES



STABILISING MATRIX



FABRIC COVER



ACTIVE SKIN CARE



SILKEN INNER SURFACE

PART NUMBER INFORMATION - ICEROSS UPPER-X LOCKING LINER

Part#	Profile	Suspension Method	Matrix
I-8131XX	1mm	Locking	Full Length

ACCESSORIES


ICEROSS DISTAL CUP

Distal Cup is made from silicone and is designed for conical and/or sensitive residual limbs that require volume build-up.

Product Information	
Size:	06,07,09,11,12,14,16,17,19,20,22,24,26.

To select the correct Distal Cup size, the circumference is measured approximately 4cm above the distal end of the residual limb. Select the Distal Cup one or two sizes smaller than the measurement and roll on. To select the correct Iceross liner size to fit over the Distal Cup, the circumference is measured approximately 4cm above the end of the Distal Cup. Select Iceross size as measured or the next size down.

Part#	Description
I-3000XX	Distal Cup



ICEROSS PADS

Iceross Pads are designed for padding over bony prominences and as a filler for deep voids and scarred residual limbs.

Product Information			
Part#	Size	Thickness	Fits Iceross Size
I-610338	37mm (1.46")	10mm (0.39")	12-20
I-610348	45mm (1.77")	10mm (0.39")	22-23.5
I-610358	54mm (2.13")	10mm (0.39")	25-28
I-610368	62mm (2.44")	10mm (0.39")	30-32
I-610378	70mm (2.76")	10mm (0.39")	34-36
I-610388	77mm (3.03")	10mm (0.39")	38-42
I-610398	86mm (3.39")	10mm (0.39")	45



SILICONE ADHESIVE

Helpful to repair minor damage to the Iceross liners or sleeves and for stabilisation of fabric cover on Iceross Transfemoral liners after trimming.

Part#	Description
I-400310	Silicone Glue 10ml (0.34oz)



LUBRICANT SPRAY

Iceross Clean & Simple Lubricant Spray aids the donning and doffing of Iceross Seal-In Liners and Liners without fabric cover.

Part#	Description
S-610250	Iceross Clean & Simple Lubricant Spray 250ml (8.8 oz)



ACCESSORIES

LINER SPRAY PEN

Can be filled with lubricant spray to ease the donning of Seal-In Liners with uncoated seals.

Part#	Description
I-990100	Liner spray pen



ICEROSS INTERFACE SHEATH

The Interface Sheath makes donning of the socket easier. Designed with a reinforced distal opening for durability.

Part#	Description	Length
K-190200	Interface Sheath	28cm (11")



ICEROSS SOCKS

The Iceross Socks are designed to compensate volume fluctuations of the residual limb within the socket and to accommodate the Distal-Lock function. Designed with a knitted hole for the distal connector and proper function of the lock.

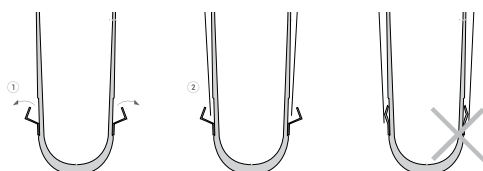
Part#	Description	Length
K-520002	Iceross Sock 2-Ply – 2 Socks in a Pack	32cm (12 5/8")
K-520004	Iceross Sock 4-Ply – 2 Socks in a Pack	33cm (13")



ICEROSS SEAL-IN SOCKS

The Iceross Seal-In sock is designed to work in combination with the Iceross Seal-In liner to obtain an improved fit if volume reduction is experienced in the proximal area of the residuum. The Iceross Seal-In sock is intended for use above the Hypobaric Sealing Membrane (HSM™) only and should never cross it.

Part#	Size	Iceross Size	Length	Ply
K-531110	10	16-25	35cm (13 3/4")	1
K-531113	13	26.5-34	35cm (13 3/4")	1
K-531116	16	36-45	35cm (13 3/4")	1
K-531120	20	50-55	35cm (13 3/4")	1
K-531310	10	16-25	35cm (13 3/4")	3
K-531313	13	26.5-34	35cm (13 3/4")	3
K-531316	16	36-45	35cm (13 3/4")	3
K-531320	20	50-55	35cm (13 3/4")	3



Note: Loss of suspension will occur if a sock is placed over the HSM Seal.

ACCESSORIES

FLEX EVA

Especially suitable in combination with coated Seal liners

Part#	Color	Size
1820610	White	400x400x10mm
1820612	White	400x400x12mm
1820615	White	400x400x15mm

PROPERTIES

Can be used to create a semi flexible comfort zone or a inner socket.



ICEROSS CURVEMASTER

Part#	Description
K-220000	Iceross Curvemaster
K-200150	Replacement Cutting Wheels Set

Includes:

- Upper cutting wheel (K-200126)
- Lower cutting wheel (K-200127)
- Friction ring (K-200118)



LINER DRYING STAND

The liner drying stand is designed for storing a liner over night and to dry a liner after cleaning.

Part#	Description
P-940001	Liner Drying Stand



ÖSSUR SOCKETS

ÖSSUR **TRANSFEMORAL** SOLUTIONS



DIRECT SOCKET TF



AEROFIT®



CONNECT TF

ÖSSUR **TRANSTIBIAL** SOLUTIONS



DIRECT SOCKET TT

DIRECT SOCKETS

INTRODUCTION

Direct Socket is a standardised, amputee-centric socket solution for both transtibial and transfemoral amputees of all activity levels that enables fabrication and delivery in one session.

Direct Sockets enable CPOs, O&P Clinics and their business owners to consistently provide end users with a high quality, correctly fitting, tailored prosthesis in one session.

The process and socket solution are designed to increase user satisfaction through improved outcomes and allows the CPO to spend time more efficiently with the user, while the user has fewer trips to the clinic.

The Direct Socket system consists of the following key components:

- Casting liners
- Materials and Material kit with all consumables needed to fabricate one socket, including fiber braids and resin
- Direct Socket Tool Kit including the Icecast tool and EVA Relief Pads

The Icecast tool is a single chamber pressure-casting system designed to distribute pressure to shape soft tissue during casting. It provides additional control over soft tissue during casting, reducing overall production time and ensuring repeatable, accurate result. EVA Relief Pads allow for pre-casting adjustments for pressure points, eliminating the need for rectification.

Key features of the Direct Socket system:

- Offers all necessary tools and materials to produce a definitive prosthetic socket
- Fabrication and delivery in one session
- Standardised process – consistent results
- Clean fabrication through contained resin handling
- The socket has a 4-hole adapter making it usable with different locking or suspension variants
- CE marked, tested according to ISO 10328

CHARACTERISTICS

DIRECT SOCKET SYSTEM

Direct Socket System offers a mobile socket-making system which requires only one appointment to produce the socket. Pre-casting adjustments for pressure points eliminate the need for rectification.



DIRECT SOCKET TT



Direct Socket TT is a socket solution for transtibial amputees of all activity levels. With the use of the Direct Socket materials and tools, the fabrication process is standardised. The materials are provided in material kits where each kit provides all the consumables needed to fabricate one socket.

Patient Profile:	
Amputation Level:	Transtibial
Impact Level:	Low to High
Maximum Patient Weight:	100kg (220lbs) - for 4" braids 166kg (365lbs) - for 5" & 7" braids

FEATURES



WEATHERPROOF



ORDERING INFORMATION

MATERIAL KITS

Part#	Description
M-500104	Direct Socket, 4" Glass Fibers with small distal connector, Neutral Resin
M-500105	Direct Socket, 5" Glass Fibers with medium distal connector, Neutral Resin
M-500107	Direct Socket, 7" Glass Fibers with medium distal connector, Neutral Resin
M-501107	Direct Socket, 7" Glass Fibers with large distal connector, Neutral Resin
M-500114	Direct Socket, 4" Glass Fibers with small distal connector, Black Resin
M-500115	Direct Socket, 5" Glass Fibers with medium distal connector, Black Resin
M-500117	Direct Socket, 7" Glass Fibers with medium distal connector, Black Resin
M-501117	Direct Socket, 7" Glass Fibers with large distal connector, Black Resin
M-500205	Direct Socket, 5" Carbon Fiber with medium distal connector, Black Resin
M-500207	Direct Socket, 7" Carbon Fiber with medium distal connector, Black Resin
M-500314	Direct Socket, 4" Basalt Fibers with small distal connector, Black Resin
M-500315	Direct Socket, 5" Basalt Fibers with medium distal connector, Black Resin
M-500317	Direct Socket, 7" Basalt Fibers with medium distal connector, Black Resin
M-501317	Direct Socket, 7" Basalt Fibers with large distal connector, Black Resin

Includes:

- Glass Fiber Braids (4", 5" or 7"), Carbon Fiber Braids (5" or 7") or Basalt Fiber Braids (4", 5" or 7")
- Resin Cartridge (200ml or 400ml, Neutral or Black colored)
- 2x60 cm Silicone insulation sheets
- 1 Silicone Insulation Cap
- Trim Line Tape
- Plastic protection sheets



DIRECT SOCKET TT

ORDERING INFORMATION

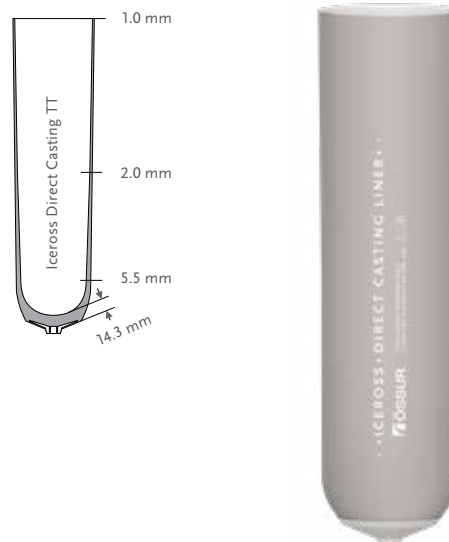
BRAID SELECTION

Refer to the following table as a recommendation of how to select the fiber braid size.

Liner size	Braid size
16 – 22	4"
23.5 – 30	5"
32 – 34	7"

ICEROSS® CASTING LINER TT

User Information	
Amputation Level:	Transtibial
Liner information Transtibial	
Size Standard:	16, 18, 20, 22, 23.5, 25, 26.5, 28, 30, 32, 34.



SUSPENSION METHOD



LOCKING

PART NUMBER INFORMATION - ICEROSS CASTING LINER TRANSTIBIAL

Part#	Suspension Method
I-09DCXX	Locking

DIRECT CASTING LINER WALL MOUNT

The Direct Socket Wall Mount is specifically made to keep the Iceross Direct Casting Liners, the Icecast Pump and Bladder at hand in a room setup for Direct Socket fabrication. The wall mount item is made by order only.

Part#	Description
ODC10000	Direct Socket Wall Mount



DIRECT SOCKET TF



Direct Socket TF is a socket solution for transfemoral amputees of all activity levels. With the use of the Direct Socket Materials and tools and the Össur Brim, the fabrication process is standardised. The materials are provided in material kits where each kit provides all the consumables needed to fabricate one socket. The separately ordered Össur Brim is a flexible proximal silicone brim that is available in 15 sizes.



User information

Amputation Level:	Transfemoral
Impact Level:	Low to High
Maximum Patient Weight:	166kg (365lbs)

FEATURES



WEATHERPROOF

ORDERING INFORMATION

MATERIAL KITS

Part#	Description
M-501105	Direct Socket, 5" Glass Fibers with medium distal connector, Neutral Resin
M-500107	Direct Socket, 7" Glass Fibers with medium distal connector, Neutral Resin
M-501107	Direct Socket, 7" Glass Fibers with large distal connector, Neutral Resin
M-501109	Direct Socket, 9" Glass Fibers with large distal connector, Neutral Resin
M-501115	Direct Socket, 5" Glass Fibers with medium distal connector, Black Resin
M-500117	Direct Socket, 7" Glass Fibers with medium distal connector, Black Resin
M-501117	Direct Socket, 7" Glass Fibers with large distal connector, Black Resin
M-501119	Direct Socket, 9" Glass Fibers with large distal connector, Black Resin
M-501315	Direct Socket, 5" Basalt Fibers with medium distal connector, Black Resin
M-500317	Direct Socket, 7" Basalt Fibers with medium distal connector, Black Resin
M-501317	Direct Socket, 7" Basalt Fibers with large distal connector, Black Resin
M-501319	Direct Socket, 9" Basalt Fibers with large distal connector, Black Resin



Includes:

- Glass Fiber Braids (5", 7" or 9") or Basalt Fiber Braids (5", 7" or 9")
- Resin Cartridge (400ml Neutral or Black coloured)
- 2x60cm Silicone insulation sheets
- 1 Silicone Insulation Cap
- Trim Line Tape
- 2 Plastic protection sheets

DIRECT SOCKET TF

ORDERING INFORMATION

BRAID SELECTION

Refer to the following table as a recommendation of how to select the fiber braid size.

Liner size	Braid size
23.5 – 28	5"
30 – 32	5" or 7" with standard distal connector
34 - 42	7"*
45 - 55	9"

* Consider 7 inch braids with large distal connector during assessment of residual limb size, length and amount of soft tissue

ÖSSUR BRIM

Part#	Description	Circumference
M-FBS360	Össur Brim TF size 36	35 - 37 cm
M-FBS380	Össur Brim TF size 38	37 - 39 cm
M-FBS400	Össur Brim TF size 40	39 - 41 cm
M-FBS420	Össur Brim TF size 42	41 - 43 cm
M-FBS440	Össur Brim TF size 44	43 - 45 cm
M-FBS460	Össur Brim TF size 46	45 - 47.5 cm
M-FBS485	Össur Brim TF size 48.5	47.5 - 50 cm
M-FBS510	Össur Brim TF size 51	50 - 52.5 cm
M-FBS535	Össur Brim TF size 53.5	52.5 - 55 cm
M-FBS560	Össur Brim TF size 56	55 - 57.5 cm
M-FBS585	Össur Brim TF size 58.5	57.5 - 60 cm
M-FBS610	Össur Brim TF size 61	60 - 63 cm
M-FBS640	Össur Brim TF size 64	63 - 66 cm
M-FBS670	Össur Brim TF size 67	66 - 69 cm
M-FBS700	Össur Brim TF size 70	69 - 72 cm

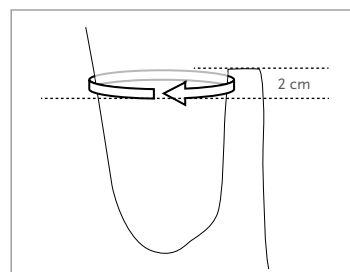


Fig. 1

BRIM SIZE SELECTION

1. Measure the circumference 1-2 cm below the level of ischial tuberosity (see fig.1).
2. Select the correct brim size from the table above.

Note. If the circumference is between two sizes, select the larger size. If the brim will be placed high on the lateral side, think of selecting one size larger.

AEROFIT® SOCKET



Together with the AeroFit Seal-In liner, the AeroFit socket converts a TF socket into a breathable system by installing vents to expel humidity from the socket, promoting airflow and reducing humidity build up. The vents are installed using the AeroFit Tool Kit.

When using AeroFit with Direct Socket TF, the breathable AeroFit socket can be fabricated during a single visit. Users can enjoy the benefits of the AeroFit system immediately rather than needing multiple clinic visits. The fabrication process is standardized, using the Direct Socket materials, the Tool Kit, and the Brim.

Information about AeroFit Seal-In liner can be found on page 45.
Information about AeroFit Tool Kit can be found on page 64.



User Information	
Amputation Level:	Transfemoral
Impact Level:	Low to High
Patient Weight Limit:	166kg (365lbs)

BREATHABILITY

DIRECT SOCKET SYSTEM

WEATHERPROOF

ORDERING INFORMATION

AEROFIT MATERIAL KITS - ITEM NUMBERS

Part#	Description
AFS51xy5z	5 inch braids
AFS50xy7z	7 inch braids with medium distal end
AFS51xy7z	7 inch braids with large distal end
AFS51xy9z	9 inch braids

x: fiber type; 1=glass, 3=basalt
y: resin color; 0=neutral, 1=black
z: index for number of vents needed based on liner size, liner profile and limb length
See below item selection guide to decide on item number to use (#of vents)

AEROFIT® SOCKET

ITEM SELECTION GUIDE

STANDARD PROFILE LINER

		Standard Profile Liner													
Socket height***	48	AFS51xy54 (5in braids) 4 rows with 4 vents				AFS51xy54 (5in braids) AFS50xy74 (7in braids) 4 rows with 4 vents		AFS51xy74 (7in braids*) ; AFS50xy74 (7in braids**) 4 rows with 4 vents		AFS51xy78 (7in braids*) AFS50xy78 (7in braids**) 4 rows with 6 vents			AFS51xy94 (9in braids) 4 rows with 6 vents		
	47														
	46														
	45														
	44														
	43														
	42														
	41														
	40														
	39														
	38														
	37	AFS51xy53 (5in braids) 3 rows with 4 vents				AFS51xy53 (5in braids) AFS50xy73 (7in braids) 3 rows with 4 vent		AFS51xy73 (7in braids*) ; AFS50xy73 (7in braids**) 3 rows with 4 vent		AFS51xy77 (7in braids*) ; AFS50xy77 (7in braids**) 3 rows with 6 vents			AFS51xy93 (9in braids) 3 rows with 6 vents		
	36														
	35														
	34	AFS51xy52 (5in braids) 2 row with 4 vents				AFS51xy52 (5in braids) AFS50xy72 (7in braids) 2 row with 4 vents		AFS51xy72 (7in braids*) ; AFS50xy72 (7in braids**) 2 rows with 4 vents		AFS51xy76 (7in braids*) ; AFS50xy76 (7in braids**) 2 rows with 6 vents			AFS51xy91 (9in braids) 1 row with 6 vents		
	33														
	32														
31	AFS51xy51 (5in braids) 1 row with 4 vents				AFS51xy51 (5in braids) AFS50xy71 (7in braids) 1 row with 4 vents		AFS51xy71 (7in braids*) AFS50xy71 (7 in braids**) 1 row with 4 vents		AFS51xy75 (7in braids*) ; AFS50xy75 (7in braids**) 1 row with 6 vents			N/A			
30															
29															
28	N/A														
27															
26															
25															
24															
23															
22															
		25	26.5	28	30	32	34	36	38	40	45	50	55		
Liner size															

* 7in braids, large distal end.

** 7in braids, medium distal end.

*** Consider limb length fit based on minimum socket height.

AEROFIT® SOCKET

ITEM SELECTION GUIDE

CONICAL PROFILE LINER

		Conical Profile Liner									
Socket height***	48	AFS51xy54 (5in braids) 4 rows with 4 vents				AFS51xy54 (5in braids) AFS50xy74 (7 in braids***) 4 rows with 4 vents			AFS51xy78 (7in braids*) AFS50xy78 (7in braids***) 4 rows with 6 vents		
	47										
	46										
	45										
	44										
	43										
	42										
	41										
	40										
	39										
	38										
	37										
	36										
	35										
	34	AFS51xy53 (5in braids) 3 rows with 4 vents				AFS51xy53 (5in braids) AFS50xy73 (7 in braids***) 3 rows with 4 vents			AFS51xy77 (7in braids*); AFS50xy77 (7in braids***) 3 rows with 6 vents		
	33										
	32										
	31										
	30	AFS51xy52 (5in braids) 2 rows with 4 vents				AFS51xy52 (5in braids) AFS50xy72 (7 in braids***) 2 rows with 4 vents			AFS51xy76 (7in braids*) ; AFS50xy76 (7in braids***) 2 rows with 6 vents		
	29										
	28	AFS51xy51 (5in braids) 1 row with 4 vents				AFS51xy51 (5in braids) AFS50xy71 (7 in braids***) 1 row with 4 vents			AFS51xy75 (7in braids*) ; AFS50xy75 (7in braids***) 1 row with 6 vents		
	27										
	26										
	25										
	24										
	23	N/A				N/A			N/A		
	22										
		23,5	25	26,5	28	30	32	34	36	38	40
Liner Size											

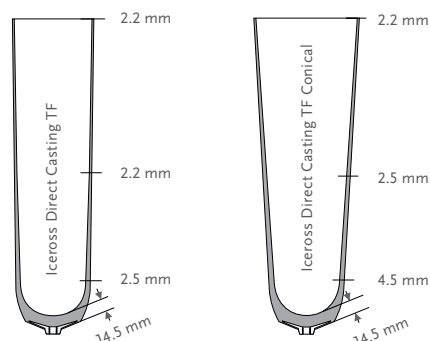
* 7in braids, large distal end.

** 7in braids, medium distal end.

*** Consider limb length fit based on minimum socket height.

ICEROSS® CASTING LINER TF

User Information	
Amputation Level:	Transfemoral
Liner information	
Size Standard:	25,26.5,28,30,32,34,36,38,40,42,45,50,55
Size Conical:	23.5,25,26.5,28,30,32,34,36,38,40,42



SUSPENSION METHOD



LOCKING


PART NUMBER INFORMATION - ICEROSS CASTING LINER TRANSFEMORAL

Part#	Profile	Suspension Method	Matrix
I-09FLXX	Standard 2mm	Locking	Full Length
I-09FLCXX	Conical 3mm	Locking	Full Length

DIRECT CASTING LINER WALL MOUNT

The Direct Socket Wall Mount is specifically made to keep the Iceross Direct Casting Liners, the Icecast Pump and Bladder at hand in a room setup for Direct Socket fabrication. The wall mount item is made by order only.

Part#	Description
ODC10000	Direct Socket Wall Mount



DIRECT SOCKET TOOL KIT



Direct Socket Tool Kit provides the prosthetist with the tools to consistently make a reliable socket using the Direct Socket system. The toolkit includes the Icecast bladder and pump, a single chamber pressure-casting system designed to distribute pressure to shape soft tissue during casting. The pressure-casting system loads the residual limb, eliminating the need for modification of the resultant socket shape. A reinforcing matrix makes the chamber durable, and controls elongation.



Part#	Description
M-500300	Direct Socket Tool Kit

Includes:

- Icecast Pump
- Icecast Bladder
- Icecast Case
- Resin Injection Tools (200ml and 400ml)
- Distal Attachment Tool
- Tape Ring Kits (Standard and Large)
- Lanyard Cord
- Relief Pads EVA
- Sheet straps
- Brim Tape

AEROFIT® TOOL KIT

The AeroFit Tool Kit provides a set of tools for installing AeroFit vents in the socket. It includes a cutting tool, a drilling tool, a honing tool, and hole guides for consistent installation.



AEROFIT TOOL KIT

Part#	Description
AFS00110	AeroFit Tool Kit





- Includes:
- Silicone Cutting Tool
 - Hole Guides
 - Drill
 - Honing Tool
 - Marker

TOOL KIT SPARE PARTS

Part#	Description
AFS00111	Cutting Tool Replacement Kit
AFS00112	Hole Guide Replacement Kit
AFS00113	Drill Replacement Kit
AFS00114	Honing Tool Replacement Kit

DIRECT SOCKET TOOLS AND TOOL KIT SPARE PARTS

Picture#	Part#	Description
1.	D-040510	Icecast Pump
2.	D-040520	Icecast Bladder
3.	M-400201	Resin Injection Tool, 200 ml
3.	1950504	Resin Injection Tool, 400 ml
4.	D-040532	Distal Attachment Tool for Direct Socket
5.	D-040534	Distal Attachment Tool for Plaster Casting
6.	D-040552	Tape Ring Kit - Standard
7.	D-040553	Tape Ring Kit - Large
8.	M-100001	Relief Pads EVA
9.	M-500330	Trolley for Icecast Case
10.	M-110011	Sheet straps
11.	M-100120	Brim Tape /
12.	ODC20011	Sheet applicator, small
13.	ODC20012	Sheet applicator, large



DIRECT SOCKET MATERIALS

FIBER BRAIDS

Part#	Description
M-100605	4 in Basalt Fibers with small distal connector
M-100650	4 in Basalt Fibers with small distal connector 10 pcs
M-100601	5 in Basalt Fibers with medium distal connector
M-100610	5 in Basalt Fibers with medium distal connector 10pcs
M-100602	7 in Basalt Fibers with medium distal connector
M-100620	7 in Basalt Fibers with medium distal connector 10pcs
M-100603	7 in Basalt Fibers with large distal connector
M-100630	7 in Basalt Fibers with large distal connector 10pcs
M-100604	9 in Basalt Fibers with large distal connector
M-100640	9 in Basalt Fibers with large distal connector 10pcs
M-100101	5 in Glass Fibers with medium distal connector
M-100301	4 in Glass Fibers with small distal connector
M-100310	4 in Glass Fibers with small distal connector 10 pcs
M-100110	5 in Glass Fibers with medium distal connector 10pcs
M-100201	7 in Glass Fibers with medium distal connector
M-100210	7 in Glass Fibers with medium distal connector 10pcs
M-100302	7 in Glass Fibers with large distal connector
M-100320	7 in Glass Fibers with large distal connector 10pcs
M-100303	9 in Glass Fibers with large distal connector
M-100330	9 in Glass Fibers with large distal connector 10pcs
M-100401	5 in Carbon Fibers with medium distal connector
M-100410	5 in Carbon Fibers with medium distal connector 10pcs
M-100501	7 in Carbon Fibers with medium distal connector
M-100510	7 in Carbon Fibers with medium distal connector 10pcs
M-100301L	4 in Glass fibers with small distal connector - 70cm*
M-100101L	5 in Glass fibers with medium distal connector - 70 cm*
M-100201L	7 in Glass fibers with medium distal connector – 70*
M-100302L	7 in Glass fibers with large distal connector - 70 cm*
M-100303L	9 in Glass fibers with large distal connector - 70 cm*
M-100605L	4 in Basalt fibers with small distal connector - 70cm*
M-100601L	5 in Basalt fibers with medium distal connector - 70 cm*
M-100602L	7 in Basalt fibers with medium distal connector - 70 cm *
M-100603L	7 in Basalt fibers with large distal connector - 70 cm *
M-100604L	9 in Basalt fibers with large distal connector - 70 cm *



*not a stock item, made by order only



DIRECT SOCKET MATERIALS

OTHER MATERIALS

Picture#	Part#	Description
1.	M-300201	Resin Cartridge 200ml Neutral
1.	M-300211	Resin Cartridge (10pcs) 200ml Neutral
1.	M-300202	Resin Cartridge 200ml Black
1.	M-300212	Resin Cartridge (10pcs) 200ml Black
1.	M-300401	Resin Cartridge 400ml Neutral
1.	M-300411	Resin Cartridge (10pcs) 400ml Neutral
1.	M-300402	Resin Cartridge 400ml Black
1.	M-300412	Resin Cartridge (10pcs) 400ml Black
2.	M-400100	Silicone Insulation Sheets small, 30m
2.	M-400101	Silicone Insulation Sheets 30m
2.	M-400103	Silicone insulation Sheets large 30m
3.	M-400206	Bottom Seal for Direct Socket
4.	M-400300	Silicone Insulation Sheet small, 2x60cm
4.	M-400301	Silicone Insulation Sheet, 2x60cm
4.	M-400303	Silicone insulation sheet large, 2x60cm
5.	M-200161	Silicone Insulation Cap
5.	M-400102	Silicone Insulation Caps, 10 pcs
5.	M-200162	Silicone insulation cap, large
5.	M-400112	Silicone insulation caps large, 10 pcs
6.	M-100120	Brim Tape
	M-110004	Protection sheet roll



DIRECT SOCKET MATERIALS

COMPONENTS

Össur recommends that the following products are used in conjunction with the Direct Socket System.

Picture#	Part#	Description
1.	L-661000	600 Modular Spacer for Icelock 600 Series*
2.	L-621100	Icelock Ratchet 621 Adaptation Kit
3.	L-631100	Icelock Lanyard 631 Adaptation Kit
4.	L-651100	Icelock Smooth 651 Adaptation Kit

*Must be used with Icelock® 600 series.

Picture#	Part#	Description
5.	L-551002	Icelock Expulsion Valve 551*
6.	L-552000	Icelock Expulsion Valve 552
7.	L-544050	Icelock 544 Direct Socket Adapter Plate**
8.	L-544521	Icelock 544 Plate Expulsion**
8.	L-544511	Icelock 544 Plate Unity**

* To be used with Cushion liners; ** To be used with Seal-In liners

Picture#	Part#	Description
9.	A-242500	4-Hole Female Pyramid with 20/20 Offset
10.	A-242510	4-Hole Female Pyramid 20/20 Offset 10R
11.	A-242520	4-Hole Female Pyramid 20/20 Offset 10L




Picture#	Part#	Description
12.	L-214100	Icelock Clutch 4H 214 for Direct Socket System
13.	L-562400	Icelock 562 Unity for Direct Socket*
14.	L-562410	Icelock 562 passive Vacuum for Direct Socket*

* To be used with Iceross Seal-In X Locking liner

** Fresh Waterproof



DIRECT SOCKET MATERIALS

Picture#	Part#	Description	
15.	A-282440	Flexion Plate - 4-hole with 20° rotation (+/-10°) and 36mm threaded. 45mm offset 10 degrees flexion	
16.	A-282460	Flexion Plate - 4-hole with 20° rotation (+/-10°) and 36mm threaded. 60mm offset 10 degrees flexion	
17.	A-282470	Flexion Plate - 4-hole with 20° rotation (+/-10°) and 36mm threaded. 75mm offset 15 degrees flexion	

Picture#	Part#	Description
n/a	A-964410	Screw kit for Flexion Plates used with Direct Socket and Icelock 600
n/a	A-964420	Screw kit for Flexion Plates used with Direct Socket and Icelock 850



ÖSSUR SOCKETS

CHARACTERISTICS

BREATHABILITY

The ventilated structure of the prosthetic interface reduces moisture collecting inside the liner.



BREATHABILITY

DIRECT SOCKET SYSTEM

Direct Socket System offers a mobile socket-making system which requires only one appointment to produce the socket. Pre-casting adjustments for pressure points eliminate the need for rectification.



DIRECT SOCKET SYSTEM

WEATHERPROOF

A weatherproof device allows use in a wet and/or humid environment but does not allow submersion. Fresh water splashing against the enclosure from any direction shall have no harmful effect. Dry thoroughly after contact with fresh water. Fresh water: Includes tap water. Excludes salt and chlorinated water.



WEATHERPROOF

WATERPROOF

Whether it's fresh water, salt water or chlorinated water, Waterproof Össur products will give you the protection you need. The use of first-rate materials provides permanent protection against harmful ingress of water, even after submersion, whilst continuing to provide the functionality you expect.



WATERPROOF

CONNECT® TF



Connect® TF is an adjustable socket indicated for low-activity amputees. The open socket donning feature designed into the on/off tensioning handle helps ease of donning and doffing while the user is in sitting position. Connect TF can be custom fitted by a certified prosthetist and adjusted throughout the socket lifetime in height, angle and circumference.



User Information	
Amputation Level:	Transfemoral
Impact Level:	Low
Patient Weight Limit:	125kg (275lbs)
Socket Information	
Sizes:	Medium Short, Medium Standard, Large Short, Large Standard*
Weight of Socket:	1.5 kg (3.3lbs)
Liner selection:	Iceross Transfemoral Locking – size according to size table
Limited Warranty:	24 Months

* See sizing guidelines below for reference

FEATURES



WEATHERPROOF

ORDERING INFORMATION

Part#	Description
CTF0202L	Medium Short, left side
CTF0203L	Medium Standard, left side
CTF0204L	Large Short, left side
CTF0205L	Large Standard, left side
CTF0202R	Medium Short, right side
CTF0203R	Medium Standard, right side
CTF0204R	Large Short, right side
CTF0205R	Large Standard, right side

Note: A locking pin is included

CONNECT® TF

The Connect TF socket should be used together with:

- Össur components and adapters
- Iceross Transfemoral Locking liner

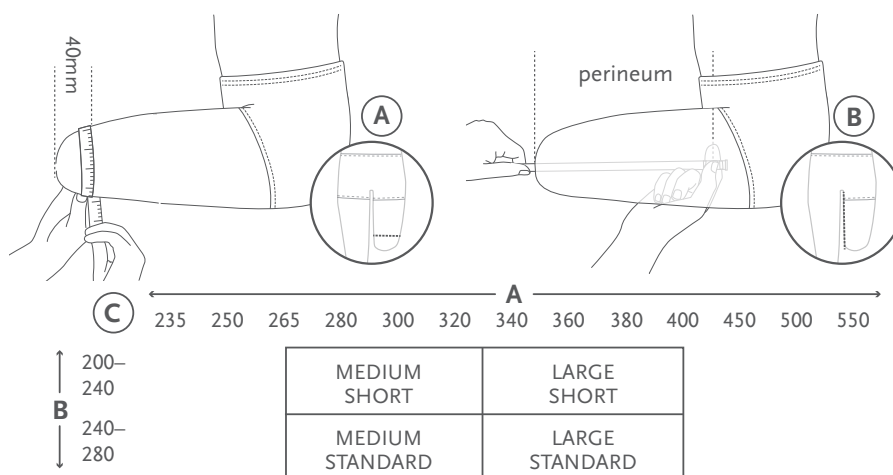
PART NUMBER INFORMATION – ICEROSS TRANSFEMORAL

Part#	Profile	Suspension Method	Matrix
I-7032XX	Standard 2 mm	Locking	Full Length
I-7132XX	Conical 3 mm	Locking	Full Length

SIZE SELECTION

1. Have the user sit down
2. Measure the circumference of the residual limb at 40 mm from the distal end (A)
Note. It is important to take this measurement with the user sitting
3. Measure the length of the residual limb from the distal end to perineum (B)
4. Select the correct size from the sizing guidelines (C) or size selection table below

SIZING GUIDELINES



SIZE SELECTION TABLE

Connect TF Size	Liner size (circumference 40 mm from distal)	Residual limb length
Medium Short	26.5 – 32 (265-320 mm)	200-240 mm
Medium Standard	26.5 – 32 (265-320 mm)	240-280 mm
Large Short	34 - 40 (340 - 400 mm)	200-240 mm
Large Standard	34 - 40 (340 - 400 mm)	240-280 mm

CONNECT® TF

SPARE PARTS

Picture	Part#	Description
1.	CTF12001	Medium Distal End – Distal end used for sizes Medium-Short and Medium-Standard
2.	CTF12002	Large Distal End – Distal end used for sizes Large-Short and Large-Standard
3.	CTF10008	Connect TF Locking Knee Lanyard Kit – Contains all the parts needed to fix the locking knee release mechanism onto the Connect TF socket
4.	CTF12009	Spare parts kit – Spare screws and small plastic parts
5.	CTF12010	Distal Elevation Kit – For 2 cm elevation of funnel in distal end. Longer pin included
6.	CTF12012	Connect TF Handle – Left
7.	CTF12013	Connect TF Handle – Right

TOOLS

Picture	Part#	Description
8.	CTF10009	Bobbin Screwdriver Kit




PRESSURE PADS

The Pressure Pads are made from a non-compressible silicone that can be a part of laminated, thermoformed or directly manufactured sockets such as the Modular Socket System. The pads feature a self-adhesive backing to enable easy application.

KITS

Picture#	Part#	Description
1.	K-190100	Set No. 1, 5 pads (one small disc, one medium disc, one large disc, one spoon pad and one cylindrical pad)
2.	K-190101	Discs, 6 pads in 3 sizes (2 small, 2 medium, 2 large)
3.	K-190102	Spoon (2 large pads)
4.	K-190104	Cylindrical (8 large pads)
5.	K-190110	Set No. 2, 8 pads (one small spoon, 2 cylindrical, small and large; 2 oval, small and large; 2 drops and one horse shoe)
6.	K-190115	Oval, 8 pads, (4 small, 4 large)
7.	K-190150	Ergo pads



ÖSSUR KNEES AND LEGS

CHARACTERISTICS

INCREASED GROUND CLEARANCE

Increased ground clearance in swing phase due to polycentric design.



INCREASED
GROUND
CLEARANCE

ADJUSTABLE AXIS GEOMETRY

Option to change the geometry to adjust the switching between stance and swing phase to the user's needs.



ADJUSTABLE
AXIS GEOMETRY

FULL STANCE FLEXION

Allows the knee to bend under load against an adjustable resistance in an unlimited flexion angle range. Enables the user to walk downstairs alternating.



FULL STANCE
FLEXION

ADJUSTABLE STANCE FLEXION

Allows the knee to bend under load against a defined resistance in a limited flexion angle range (app 5-10 degrees). Shock absorbing.



ADJUSTABLE
STANCE
FLEXION

WEIGHT ACTIVATED LOCK

Knee locks under load by weight activated brake.



WEIGHT
ACTIVATED LOCK

PNEUMATIC

Pneumatic swing phase control.



PNEUMATIC

HYDRAULIC

Hydraulic swing and/or stance phase control.



HYDRAULIC

AUTOMATIC SPEED ADJUSTMENT

Knee adapts automatically to the users needs of swing phase resistance for a wide range of different walking speeds. No need for the CPO to adjust the swing phase.



AUTOMATIC
SPEED
ADJUSTMENT

MULTI AXIS

Knee joint has four or more axis.



MULTI AXIS

SINGLE AXIS

Knee joint has one axis.



SINGLE AXIS

EXTENSION ASSIST

Assists the knee to get extended and provide full extension in the end of swing phase.



EXTENSION
ASSIST

ÖSSUR KNEES AND LEGS

CHARACTERISTICS

MICROPROCESSOR CONTROL

Swing and Stance phase resistance is controlled by a microprocessor.



MICROPROCESSOR
CONTROL

MANUAL LOCK

Knee can be locked in fully extended position. User has the option to release the lock if needed.



MANUAL LOCK

GEOMETRIC LOCK

Knee provides geometric lock at heel strike. Once knee is fully extended in end of swing phase geometric lock will prevent the knee of getting bent before heel strike and the end of stance phase.



GEOMETRIC LOCK

SOCKET CONNECTOR ADAPTATION

Knee offers several proximal adaptations to be chosen by CPO.



SOCKET CONNECTOR
ADAPTATION

MECHANICAL CONTROL

Mechanical control of swing and/or stance phase.



MECHANICAL
CONTROL

MULTI SPEED

The knee accommodates changes in walking speed.



MULTI SPEED

SINGLE SPEED

Offers the user to walk with constant speed.



SINGLE SPEED

POWER KNEE™

UNITY
COMPATIBLE

INTRODUCTION

The Power Knee is the world's first motor-powered microprocessor knee. Active assistance powers flexion and extension to mimic concentric and eccentric muscle activity. Advanced sensors accurately detect the user's movements and inform the microprocessor where state-of-the-art artificial intelligence enables the knee to respond to the user's needs.

A powerful motor provides consistent stance phase but also free swing phase. Delivering active extension when standing up, controlled resistance when descending, active flexion and extension during walking and energy returning stance flexion, Power Knee facilitates symmetrical weight distribution and natural gait.

KEY FEATURES

- Auto-adaptive real-time stance and swing control
- Energy returning stance flexion
- Active assistance in level-ground walking, step-over-step stair ascent and when standing up
- Intuitive knee lock when standing, facilitating equal weight distribution
- 25 hour typical usage on a single battery
- Replaceable battery, can be charged in knee or separately
- Accompanying Össur Logic app for iOS devices provides simple practitioner setup and adjustment



RECOMMENDED WITH



Seal-In® X TF liner



Pro-Flex® Pivot



Pro-Flex® LP
Torsion



Pro-Flex® XC
Torsion

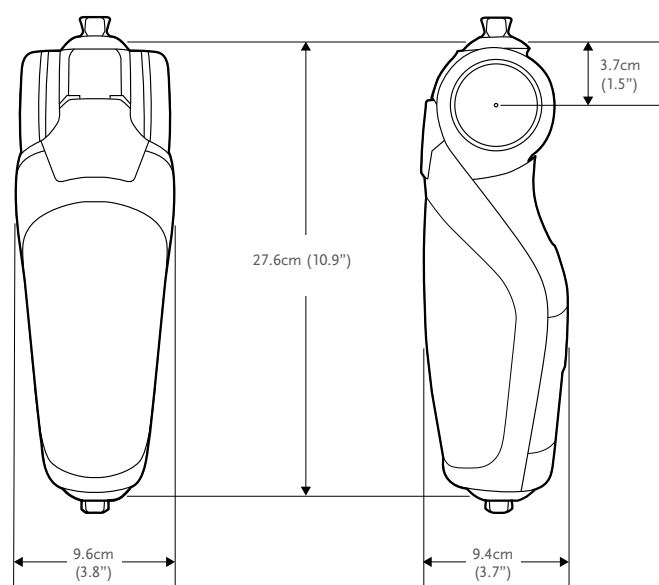
POWER KNEE™



User Information	
Amputation Level:	Transfemoral and Knee Disarticulation
Impact Level:	Low to Moderate
Maximum Patient Weight:	116kg

Knee Information	
Weight (incl. Battery):	2.6kg (5.7lbs)
Build Height:	276mm (10 7/8")
Knee Flexion:	120°

CLEARANCE



KITS

POWER KNEE KIT

Part#	Description
PKA10001	Power Knee incl. 2 Years Warranty

Includes:

- POWER KNEE
- Lithium Ion Battery Pack
- Power Supply
- Instruction for use

POWER KNEE™

COMPONENTS

POWER KNEE BATTERY

Part#	Description
PKA10002	Power Knee Battery

POWER SUPPLY

Part#	Description
CME50110	Power Supply w/Plug



EXTENDED WARRANTY

POWER KNEE ADDITIONAL WARRANTY*

Part#	Description
PKA01GE1Y	1 Year Additional Warranty
PKA01GE2Y	2 Year Additional Warranty
PKA01GE3Y	3 Year Additional Warranty
PKA01GE4Y	4 Year Additional Warranty

SERVICE CHECK

POWER KNEE SERVICE CHECK

Part#	Description
PKA01SC01	Power Knee Service Check, Standard
PKA01SC02	Power Knee Service Check, Extended

UNITY

UNITY KITS

Part#	Description	Applicable Foot Kits
UTF0001	Unity TF Valve Kit	All



NAVII®

UNITY
COMPATIBLE

INTRODUCTION

Navii is a durable, waterproof microprocessor knee (MPK) with unparalleled freedom of movement. Navii ensures confidence in every step, no matter the terrain. Available in five nature-inspired colours, Navii's protective covers can be effortlessly switched with a magnetic snap-on to suit any occasion.

KEY FEATURES

- Strong actuator with innovative control technology and smooth swing dynamics.
- Waterproof Design (IP68, Pool, Ocean, Beach and Sand).
- Patient removable protective covers available in three different sizes. Medium and Long sizes easily customisable to various lengths. Standard size available in five different colours.
- Variable position mechanical lock which can be locked at 0°, 10° and 20°.
- Accompanying Össur Logic app control centre for all Össur bionic devices.
- Easy set-up and fitting through the set-up wizard and powerful auto-adjustment.
- Step-by-step functional training exercises for both in-clinic and at-home training through the Össur Logic app.
- Progress tracking through printable activity reports.
- High Activity Features (step-over-step ascent, automatic cycling recognition, seamless transition into running).



RECOMMENDED WITH



Seal-In® X TF liner



Pro-Flex® Terra



Proprio Foot®



Pro-Flex® LP



Pro-Flex® XC

NAVII®

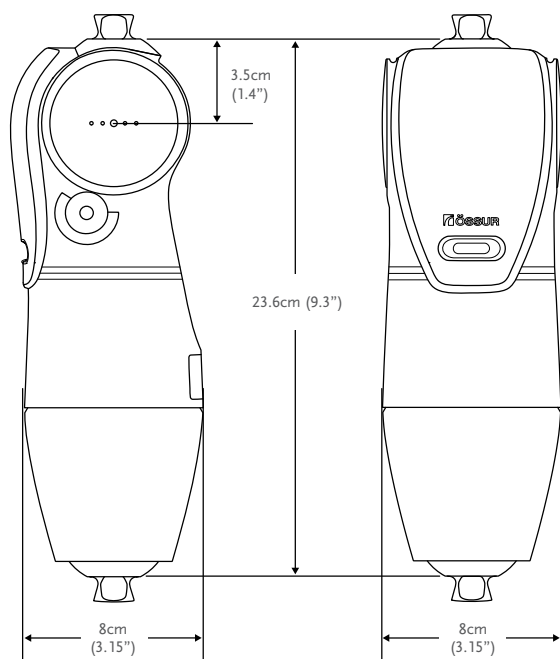


User Information		
Amputation Level:	Transfemoral, Knee disarticulation, Hip disarticulation	
Osseointegration:	Yes	
Bilateral:	Yes	
Impact Level:	Low to moderate	High
Maximum Patient Weight:	136 kg (300 lbs)	110 kg (243 lbs)

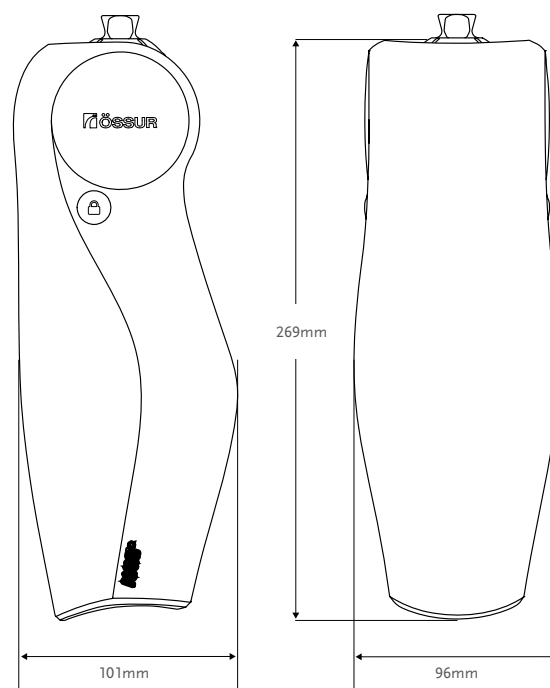
Knee Information	
Net weight:	1.8 kg (4.0 lbs) without protective cover 2.0 kg (4.4 lbs) with protective cover
Build Height:	236 mm (9 ¼")
Knee Flexion:	-2 to 120°
Waterproof:	IP68, Salt, Chlorine, Sand, Soap, Bodily Fluids

CLEARANCE

DIMENSIONS WITHOUT PROTECTIVE COVER



DIMENSIONS WITH PROTECTIVE COVER



NAVII®

KITS

NAVII KITS

Part#	Description
NAV01006	Navii incl 6Yr Warranty

Includes:

- Navii (including standard black protective cover)
- Navii power supply w/plug
- Instructions for Use
- NAV01006 include scheduled service check at 40 months



NAVII KIT WITH THREADED TOP ADAPTER:

Navii with threaded top adapter is the solution for knee disarticulation amputees and those with long residual limbs.

To order Navii with threaded top adapter, order the Navii Kit and add Össur's Female Pyramid Insert to the order.

Part#	Description	Height	Weight
A-145310	Female Pyramid Insert / Threaded Top Adapter	9mm 3/8"	33g 1.16oz



NAVII KIT WITH FLEXION TRANSLATION ADAPTER:

Navii with flexion translation adapter is the solution for socket flexion adjustments greater than what is allowable with the set screws.

To order Navii with flexion translation adapter, order the Navii Kit and add Össur's male/female double adapter with 8mm offset and 10° angle to the order.

Part#	Description	Material	Height	Build Height	Weight
A-554700	Male-Female double adapter	Stainless steel	40mm 1 37/64"	24mm 15/16"	153g 5.8oz



NAVII®

REPLACEMENT PARTS

NAVII PROTECTIVE COVER

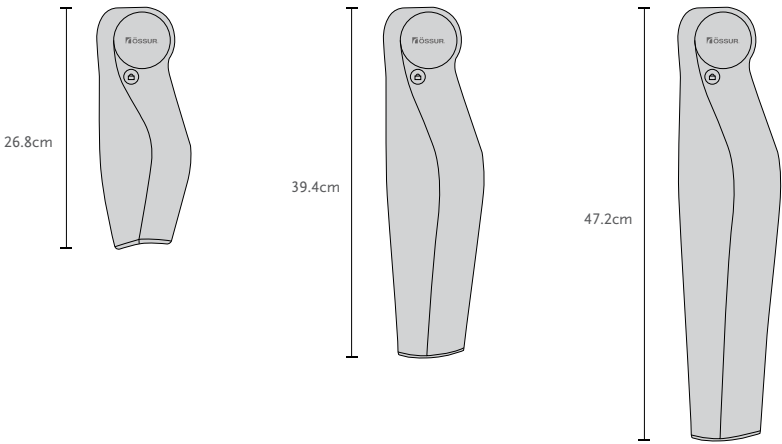
Part#	Description
NAV01PC01S-BLK	Navii Protective Cover, Standard, Onyx Black
NAV01PC01S-GRY	Navii Protective Cover, Standard, Luna Grey
NAV01PC01S-BLU	Navii Protective Cover, Standard, Wave Blue
NAV01PC01S-GRN	Navii Protective Cover, Standard, Mosi Green
NAV01PC01S-RED	Navii Protective Cover, Standard, Adobe Red
NAV01PC01M-BLK	Navii Protective Cover, Medium, Onyx Black
NAV01PC01L-BLK	Navii Protective Cover, Long, Onyx Black



Protective covers can be ordered separately and have a warranty period of 6 months.

NAVII PROTECTIVE COVER DIMENSIONS

Medium and Long cover can be cut to size.



UNITY

UNITY KITS

Part#	Description	Applicable Foot Kits
UTF0001	Unity TF Valve Kit	All



COMPONENTS

POWER SUPPLY

Part#	Description
CME50110	Power Supply w/Plug



RHEO KNEE®

UNITY
COMPATIBLE

INTRODUCTION

The RHEO KNEE is a microprocessor-controlled knee designed to promote stability and safety. It enables natural and effortless gait – even on difficult terrain. The RHEO KNEE is easy to fit, and delivers reliable user outcomes.

KEY FEATURES

- Auto adaptive real-time stance and swing control.
- Dependable and easy swing initiation.
- Automatic stumble recovery.
- Manual extension lock.
- Weatherproof design allows exposure to fresh water splashes.
- Accompanying Össur Logic app for iOS devices provides:
 - Simple practitioner setup and adjustment, and printable user activity reports.
 - Functional training exercises.
 - Selection of user preferences and monitoring of step count and battery charge level.



RECOMMENDED WITH



Seal-In® X TF liner



Pro-Flex® Pivot®



Pro-Flex® LP



Pro-Flex® XC



Pro-Flex® XC
Torsion

*Note. Pro-Flex Pivot can not be used for high impact activities.



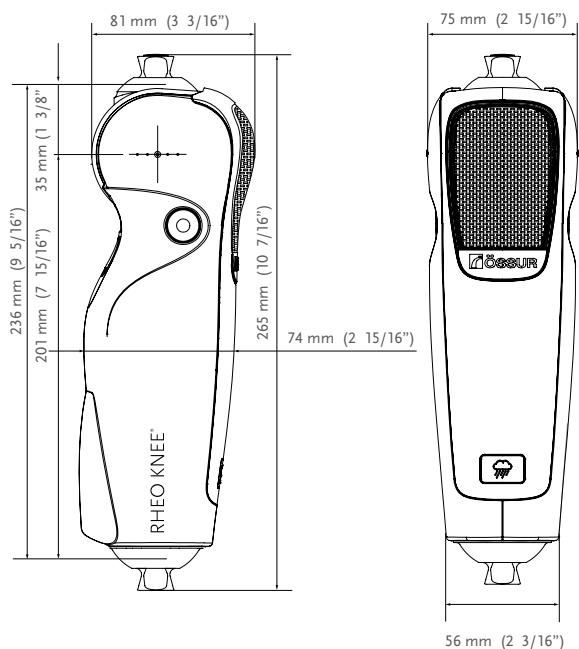
RHEO KNEE®



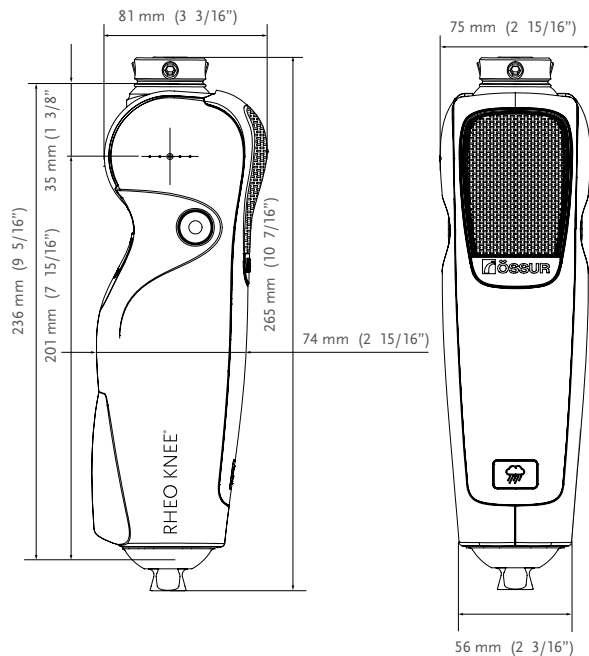
User Information	
Amputation Level:	Transfemoral and Knee Disarticulation
Impact Level:	Low to Moderate
Maximum Patient Weight:	136kg (300lbs)
Knee Information	
Net weight:	Approx. 1.6 kg (3.5 lbs)
Build Height:	236mm (9 1/4")
Knee Flexion:	120°
Aluminum Frame Construction	
Weatherproof	

CLEARANCE

RHEO KNEE



RHEO KNEE WITH THREADED TOP ADAPTER (A - 145310)



RHEO KNEE®

KITS

RHEO KNEE KIT

Part#	Description
RKN130005	5 Years Warranty (Incl. Service Check at 40 Months)

Includes:

- RHEO KNEE
- RHEO KNEE Power Supply w/Plug
- Terms of warranty
- Instructions for use



RHEO KNEE KIT WITH THREADED TOP ADAPTER:

RHEO KNEE with threaded top adapter is the solution for knee disarticulation amputees and those with long residual limbs.

To order RHEO KNEE with threaded top adapter, order the RHEO KNEE Kit and add Össur's Female Pyramid Insert to the order.

Part#	Description	Height	Weight
A-145310	Female Pyramid Insert / Threaded Top Adapter	9mm 3/8"	33g 1.16oz



RHEO KNEE ACCESSORIES

Part#	Description
N/A	ÖSSUR LOGIC for iOS devices is available on the App Store

RHEO KNEE PROTECTOR

Part#	Description
BIC00110	Bionic Protector for RHEO KNEE



RHEO KNEE®

COMPONENTS

POWER SUPPLY

Part#	Description
CME50110	Power Supply w/Plug



UNITY

UNITY KITS

Part#	Description	Applicable Foot Kits
UTf0001	Unity TF Valve Kit	All



DUAL CHARGER KIT

The Dual Charger Kit is an optional kit that allows for simultaneous charging of any two combinations of Rheo Knee, Rheo Knee XC and Proprio Foot.

POWER SUPPLY

Part#	Description
CME10110	Power Supply and Cable Attachment



RHEO KNEE® XC

UNITY
COMPATIBLE

INTRODUCTION

The RHEO KNEE XC is a microprocessor-controlled knee designed to support patients from early rehabilitation to full recovery with its effortless, intuitive, and stable functionality. It builds on reliable and clinically proven technology, delivering outstanding user outcome.

KEY FEATURES

- Supports rehabilitation and increased mobility; including cycling, walk-to-run, and stair ascent.
- Auto adaptive real-time stance and swing control.
- Dependable and easy swing initiation.
- Automatic stumble recovery.
- Manual extension lock.
- Weatherproof design allows exposure to fresh water splashes.
- Accompanying Össur Logic app for iOS devices provides:
 - Simple practitioner setup and adjustment, and printable user activity reports.
 - Functional training exercises.
 - Selection of user preferences and monitoring of step count and battery charge level.



RECOMMENDED WITH



Seal-In® X TF liner



Pro-Flex® Pivot*



Re-Flex® Shock



Pro-Flex® XC
Torsion



Pro-Flex® XC

*Note. Pro-Flex Pivot can not be used for high impact activities.



RHEO KNEE® XC

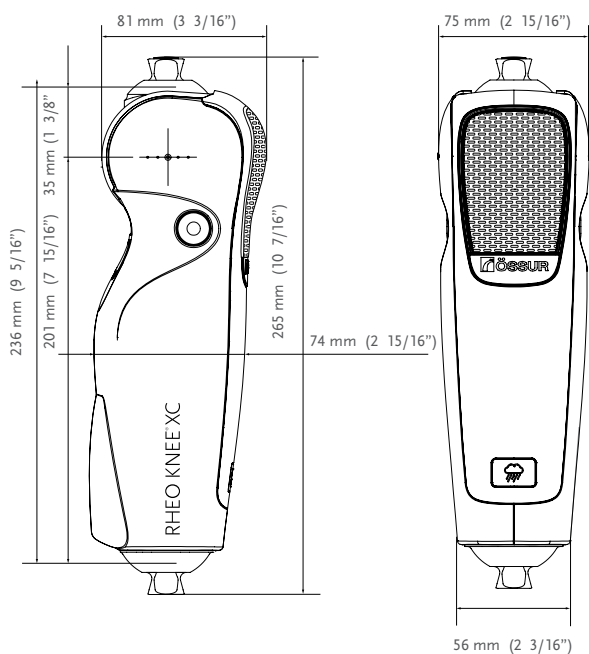


User Information		
Amputation Level:	Transfemoral and Knee Disarticulation	
Impact Level:	Low to moderate	High
Maximum Patient Weight:	136 kg (300 lbs)	110 kg (243 lbs)

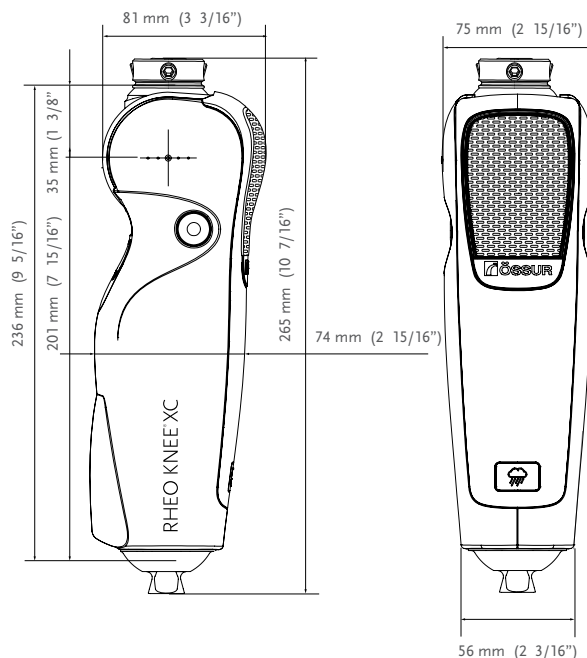
Knee Information	
Net weight:	1.6 kg (3.5 lbs)
Build Height:	236 mm (9 1/4")
Knee Flexion:	120°
Aluminum Frame Construction	
Weatherproof	

CLEARANCE

RHEO KNEE XC



RHEO KNEE XC WITH THREADED TOP ADAPTER (A - 145310)



RHEO KNEE® XC

KITS

RHEO KNEE XC KIT

Part#	Description
RKNXC0005	5 Years Warranty (Incl. Service Check at 40 Months)

Includes:

- RHEO KNEE XC
- RHEO KNEE Power Supply w/Plug
- Terms of warranty
- Instructions for use



RHEO KNEE XC KIT WITH THREADED TOP ADAPTER:

RHEO KNEE XC with threaded top adapter is the solution for knee disarticulation amputees and those with long residual limbs.

To order RHEO KNEE XC with threaded top adapter, order the RHEO KNEE XC Kit and add Össur's Female Pyramid Insert to the order.

Part#	Description	Height	Weight
A-145310	Female Pyramid Insert / Threaded Top Adapter	9mm 3/8"	33g 1.16oz



RHEO KNEE ACCESSORIES

Part#	Description
N/A	ÖSSUR LOGIC for iOS devices is available on the App Store

RHEO KNEE XC PROTECTOR

Part#	Description
BIC00110	Bionic Protector for RHEO KNEE



RHEO KNEE® XC

COMPONENTS

POWER SUPPLY

Part#	Description
CME50110	Power Supply w/Plug



UNITY

UNITY KITS

Part#	Description	Applicable Foot Kits
UTf0001	Unity TF Valve Kit	All



DUAL CHARGER KIT

The Dual Charger Kit is an optional kit that allows for simultaneous charging of any two combinations of Rheo Knee, Rheo Knee XC and Proprio Foot.

POWER SUPPLY

Part#	Description
CME10110	Power Supply and Cable Attachment



MAUCH® KNEE



UNITY
COMPATIBLE

Mauch Knee was designed to withstand unpredictable conditions. Featuring a sophisticated profile, extension stop, lightweight aluminum construction, Mauch Knee is suited for highly active users.

- Single axis hydraulic knee system with swing and stance control (SNS®). Designed for multi-speed ambulation.
- Durable and secure motion.
- Ultra-durable Aluminum frame.
- Roller bearings at knee axis and cylinder attachment points for smooth action.
- Yielding stance control.
- Mode selector switch allows manual locking and free swing functions.
- Smooth profile assists with cosmetic finishing.



Patient Profile:	
Amputation Level:	Transfemoral
Impact Level:	Moderate to Extreme
Maximum Patient Weight:	136kg (300lbs)

Product Information:	
Build Height:	248mm (9 3/4")
Weight of Knee (with Cylinder):	1.14kg (2.5lbs)
Flexion:	Stop at 115°



SINGLE AXIS



MANUAL LOCK



HYDRAULIC CONTROL



MULTI SPEED



ADJUSTABLE STANCE FLEXION

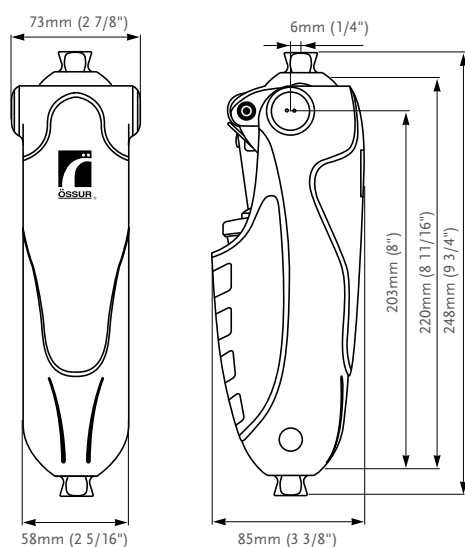


FULL STANCE FLEXION



EXTENSION ASSIST

CLEARANCE



KITS

Part#	Description
MKN01360	Mauch Knee Kit SNS

SPARE PARTS

Part#	Description
MKA01361	Knee Ball, Screw, Btn Head
MKA01362	Cover, Front
MKA01363	Cover, Rear, Sub Assembly
MKA01364	Plug, Side

MAUCH® KNEE PLUS

UNITY
COMPATIBLE



The Mauch Knee Plus is a heavy duty version of the Mauch Knee. Built on the same advanced technology, it was developed in order to accommodate the needs of users requiring a higher weight limit. A slightly different and more robust frame means that the Mauch Knee Plus offers all of the benefits of the standard Mauch Knee to users up to 166kg (365lbs).

- Single axis hydraulic knee system with swing and stance control (SNS®).
- Designed for multi-speed ambulation.
- Ultra durable Aluminum frame.
- Durability and more secure motion.
- Roller bearings at knee axis and cylinder attachment points for smooth action.
- Yielding stance control.
- Mode selector switch allows manual locking and free swing functions.
- Universal 4-hole mounting patterns for versatile adapter options.
- Option for through hole or threaded hole top bracket.



Patient Profile:	
Amputation Level:	Transfemoral
Impact Level:	Moderate to Extreme
Maximum Patient Weight:	166kg (365lbs)

Product Information:	
Build Height:	210.5mm (8 5/16")
Weight of Knee (with Cylinder):	1.21kg (2.7lbs)
Flexion:	Stop at 125°



SINGLE AXIS



MANUAL
LOCK



HYDRAULIC
CONTROL



MULTI SPEED



ADJUSTABLE
STANCE
FLEXION



FULL STANCE
FLEXION

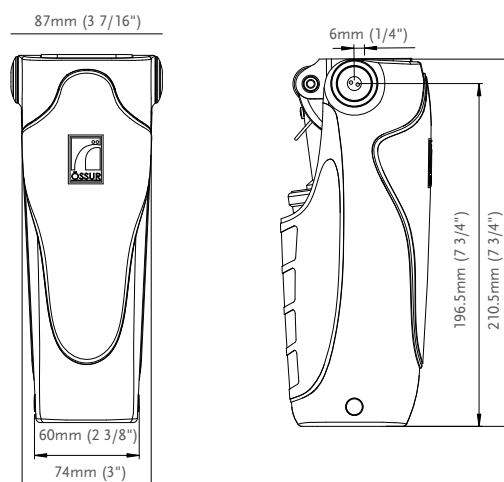


SOCKET
CONNECTOR
ADAPTATION



EXTENSION
ASSIST

CLEARANCE



MAUCH® KNEE PLUS

KITS

Part#	Description
MKN01660	Mauch Knee Kit SNS
MKN01663*	Mauch Knee Plus Kit SNS - Through Hole

*Special Order

SOCKET ADAPTER OPTIONS

Recommended to allow full knee flexion with direct socket attachment.

Part#	Description	Build height		Weight	
A-125100	4-Hole Socket Adapter / Titanium	18.5mm	3/4"	12g	4oz

COMPONENTS

Part#	Description
MKA01661	Knee Ball, Screw, Btn Head
MKA01662	Cover, Front
MKA01663	Cover, Rear, Sub Assembly
MKA01664	Plug, Side

*Special Order



TOTAL KNEE® 1900



UNITY
COMPATIBLE

Total Knee 1900 accomplishes everyday walking activity for all users. An elastic polymer creates friction to control the swing phase and keep it steady. An extension promoter is used to limit heel rise and move the knee into a full extended position.

- Polycentric knee with geometric locking system.
- Unique swing phase control through use of friction within an elastic polymer medium.
- Adjustable stance flexion.
- Adjustable extension promoter.
- Low build height, useful for long transfemoral limbs or knee disarticulation.



Patient Profile:	
Amputation Level:	Transfemoral and Knee Disarticulation
Impact Level:	Low
Maximum Patient Weight:	100kg (220lbs)

Product Information:	
Build Height:	174mm (6 17/16")
Weight of Knee:	0.69 kg (1.52lbs)
Flexion:	Stop at 150°



MULTI AXIS



INCREASED
GROUND
CLEARANCE



GEOMETRIC
LOCK



MECHANICAL
CONTROL



SINGLE SPEED



EXTENSION
ASSIST

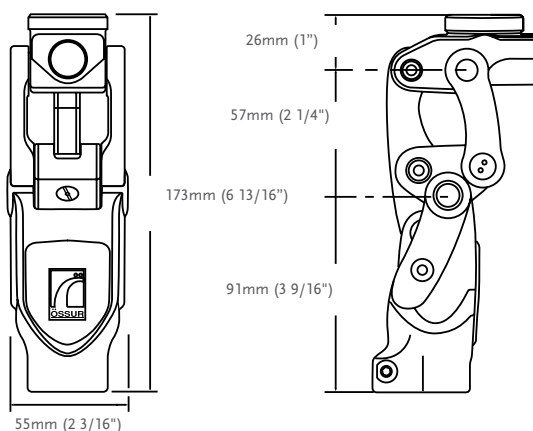


ADJUSTABLE
STANCE
FLEXION



SOCKET
CONNECTOR
ADAPTATION

CLEARANCE



KITS

Part#	Description
1900	Total Knee 1900*
1900-KE	Total Knee 1900 w/4-prong socket adapter
1900-OS	Total Knee 1900 w/male pyramid adapter

* The knee comes with the red bumper fitted.

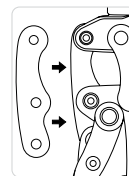
TOTAL KNEE® 1900

KITS

BACK LINK (POSTERIOR LINKAGE)

Part#	Description
1900ssb	Total Knee 1900 with high load back link

Note: There is an additional charge for these special back links.



COSMETIC FINISHING

Picture	Part#	Description
1	2047	Shin Fairing, Black
2	2052	Knee Cap, Small, Black
2	2052N	Knee Cap, Small, Black, New*
3	2053	Knee Cap, Large, Beige
3	2053N	Knee Cap, Large, Beige, New*

*2052N and 2053N fit knees with serial number MXB045502 and higher.



COMPONENTS

BUMPER KIT

Part#	Description
2000-Kit	A complete set of bumpers and shims

Includes:

- 1 Bumper of each durometer:
- 1 Shim 0.38mm
- 1 Shim 0.76mm



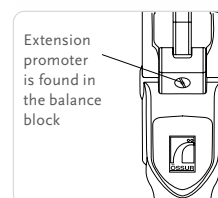
BUMPER COVER

Part#	Description
2059	Bumper cover for Total Knee 1900 and 2000



EXTENSION PROMOTER

Part#	Description
1905	Assists in limiting heel rise and moving the knee into a fully extended position



EXTENSION ASSIST

Part#	Description
2070S	Fully assembled extension assist with yellow (regular) spring inserted

Includes:

- Blue spring (firm)
- Red spring (extra firm)



TOTAL KNEE® 1900

COMPONENTS

TOTAL KNEE ADAPTERS

Picture	Part#	Description	Material	Weight Limit		Weight	
1.	A-114040	4- Prong Socket Adapter	Stainless Steel	166kg	365lbs	158g	4oz
2.	A-122300	Euro 4-Hole Adapter	Aluminum	125kg	275lbs	70g	2.5oz
3.	A-834300	Male Pyramid Adapter	Stainless Steel	100kg	220lbs	111g	3.9oz
3.	A-835300	Male Pyramid Adapter	Titanium	166kg	365lbs	80g	2.8oz
4.	A-845300	Female Pyramid Adapter	Titanium	166kg	365lbs	85g	3oz

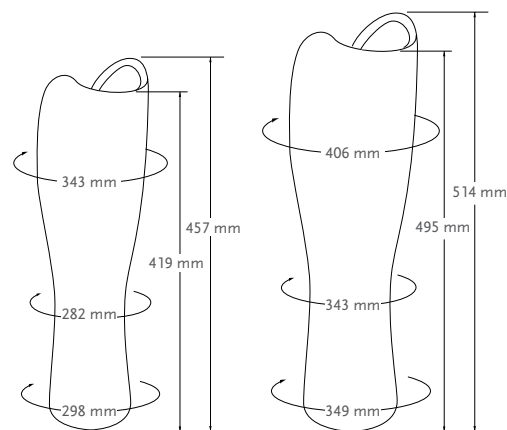


COSMETIC FINISHING FOR TOTAL KNEE

DISCONTINUOUS COSMETIC FOAM

Part#	Description
2075R	Cosmetic Foam Cover, Regular - for use with Total Knee 1900 and 2000
2075L	Cosmetic Foam Cover, Large - for use with Total Knee 1900 and 2000

- Beige toned
- Designed to fit over Total Knee® Range
- Designed to fit left or right
- Internally shaped to accommodate knee cap, shin ferrule and 30mm tube



Part# 2075R Regular

Part# 2075L Large

TOTAL KNEE® 2000



UNITY
COMPATIBLE

Total Knee 2000 offers shock absorption, comfort and a natural gait. Mid-swing shortening offers increased toe clearance during swing and the 3-phase hydraulic swing control accommodates changes in walking speed. Plus, the adjustable stance flexion feature mimics the knee flexion that occurs during early stance.

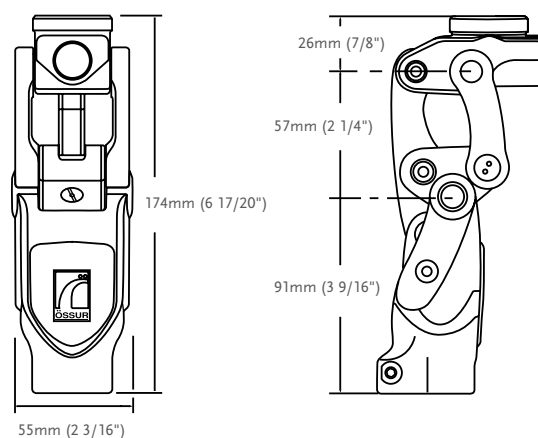
- Polycentric knee with geometric locking system.
- Swing control adjustments through 3-phase (3-valve) hydraulic system.
- Adjustable stance flexion.
- Adjustable extension promoter.
- Low build height, useful for long transfemoral limbs or knee disarticulation.



Patient Profile:		Product Information:	
Amputation Level:	Transfemoral and Knee Disarticulation	Build Height:	174mm (6 17/20")
Impact Level:	Moderate to High	Weight of Knee:	0.71kg (1.57lbs)
Maximum Patient Weight:	100kg (220lbs)	Flexion:	Stop at 150°

MULTI AXIS	INCREASED GROUND CLEARANCE	GEOMETRIC LOCK	HYDRAULIC CONTROL	MULTI SPEED	EXTENSION ASSIST	ADJUSTABLE STANCE FLEXION	SOCKET CONNECTOR ADAPTATION

CLEARANCE



KITS

Part#	Description
2000	Total Knee 2000*
2000-KE	Total Knee 2000 w/4-prong socket adapter
2000-OS	Total Knee 2000 w/male pyramid adapter

*The knee comes with the red bumper fitted.

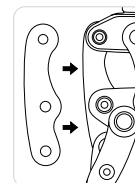
TOTAL KNEE® 2000

KITS

BACK LINK (POSTERIOR LINKAGE)



Part#	Description
2000ssb	Total Knee 2000 with high load back link

Note: There is an additional charge for these special back links.



COSMETIC FINISHING

Picture	Part#	Description
1	2047	Shin Fairing, Black
2	2052	Knee Cap, Small, Black
2	2052N	Knee Cap, Small Black, New*
3	2053	Knee Cap, Large, Beige
3	2053N	Knee Cap, Large, Beige, New*



COMPONENTS

BUMPER KIT

Part#	Description
2000-Kit	A complete set of bumpers and shims

Includes:

- 1 Bumper of each durometer:
- 1 Shim 0.38mm
- 1 Shim 0.76mm



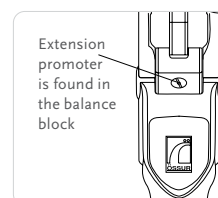
BUMPER COVER

Part#	Description
2059	Bumper cover for Total Knee 1900 and 2000



EXTENSION PROMOTER

Part#	Description
1905	Assists in limiting heel rise and moving the knee into a fully extended position



EXTENSION ASSIST

Part#	Description
2070S	Fully assembled extension assist with yellow (regular) spring inserted

Includes:

- Blue spring (firm)
- Red spring (extra firm)




TOTAL KNEE® 2000

COMPONENTS

TOTAL KNEE ADAPTERS

Picture	Part#	Description	Material	Weight Limit		Weight	
1.	A-114040	4- Prong Socket Adapter	Stainless Steel	166kg	365lbs	158g	4oz
2.	A-122300	Euro 4-Hole Adapter	Aluminum	125kg	275lbs	70g	2.5oz
3.	A-834300	Male Pyramid Adapter	Stainless Steel	100kg	220lbs	111g	3.9oz
3.	A-835300	Male Pyramid Adapter	Titanium	166kg	365lbs	80g	2.8oz
4.	A-845300	Female Pyramid Adapter	Titanium	166kg	365lbs	85g	3oz

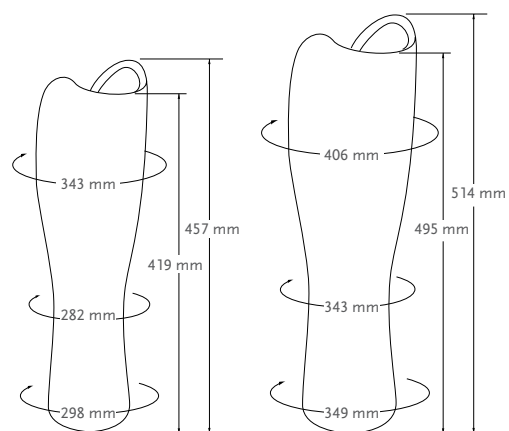


COSMETIC FINISHING FOR TOTAL KNEE

DISCONTINUOUS COSMETIC FOAM

Part#	Description
2075R	Cosmetic Foam Cover, Regular - for use with Total Knee 1900 and 2000
2075L	Cosmetic Foam Cover, Large - for use with Total Knee 1900 and 2000

- Beige toned
- Designed to fit over Total Knee® Range
- Designed to fit left or right
- Internally shaped to accommodate knee cap, shin ferrule and 30mm tube



Part# 2075R Regular

Part# 2075L Large

TOTAL KNEE® 2100



UNITY
COMPATIBLE

The Total Knee 2100 is a highly refined polycentric knee with 3-phase hydraulic swing control designed to withstand the rigors of more active amputees. 25% increased fluid capacity over Model 2000, the Total Knee 2100 offers stability, control, efficiency and durability.

- Polycentric knee designed for multi-speed ambulation, higher impact levels and heavier loads.
- Geometric locking system.
- 30mm (13/16") pylon adaptability.
- Adjustable stance flexion.
- Adjustable extension promoter.
- Low build height, useful for long transfemoral limbs or knee disarticulation.



Patient Profile:	
Amputation Level:	Transfemoral and Knee Disarticulation
Impact Level:	Moderate to Extreme
Maximum Patient Weight:	125kg (275lbs)

Product Information:	
Build Height:	175mm (6.9")
Weight of Knee:	0.9kg (1.98lbs)
Flexion:	Stop at 150°



MULTI AXIS



INCREASED
GROUND
CLEARANCE



GEOMETRIC
LOCK



HYDRAULIC
CONTROL



MULTI SPEED



EXTENSION
ASSIST

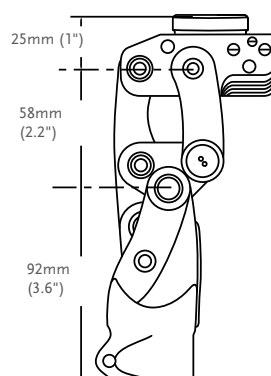
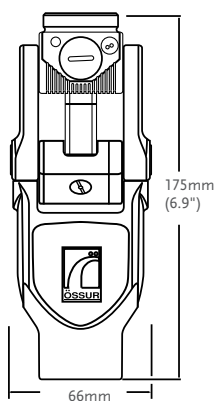


ADJUSTABLE
STANCE
FLEXION



SOCKET
CONNECTOR
ADAPTATION

CLEARANCE



KITS



Part#	Description
2100	Total Knee 2100*
2100-KE	Total Knee 2100 w/4-prong socket adapter
2100-OS	Total Knee 2100 w/male pyramid adapter

*The knee comes with the yellow bumper fitted.

TOTAL KNEE® 2100

COSMETIC FINISHING

Picture	Part#	Description
1	2145	Shin Fairing, Black
2	2150	Knee Cap, Small, Black
3	2151	Knee Cap, Large, Beige



COMPONENTS

BUMPER KIT

Part#	Description
2100-Kit	A complete set of bumpers and shims

Includes:

- 1 Bumper of each durometer:
- 1 Shim 0.38mm
- 1 Shim 0.76mm



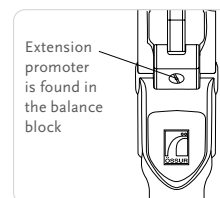
BUMPER COVER

Part#	Description
2100-717	Bumper cover for Total Knee 2100



EXTENSION PROMOTER

Part#	Description
1905	Assists in limiting heel rise and moving the knee into a fully extended position



EXTENSION ASSIST

Part#	Description
2070S	Fully assembled extension assist with yellow (regular) spring inserted

Includes:

- Blue spring (firm)
- Red spring (extra firm)



TOTAL KNEE® 2100

COMPONENTS

GREASE GUN

Part#	Description
2105	Grease for Total Knee 2100

TOTAL KNEE ADAPTERS

Picture	Part#	Description	Material	Weight Limit		Weight	
1.	A-114040	4- Prong Socket Adapter	Stainless Steel	166kg	365lbs	158g	4oz
2.	A-122300	Euro 4-Hole Adapter	Aluminum	125kg	275lbs	70g	2.5oz
3.	A-834300	Male Pyramid Adapter	Stainless Steel	100kg	220lbs	111g	3.9oz
3.	A-835300	Male Pyramid Adapter	Titanium	166kg	365lbs	80g	2.8oz
4.	A-845300	Female Pyramid Adapter	Titanium	166kg	365lbs	85g	3oz

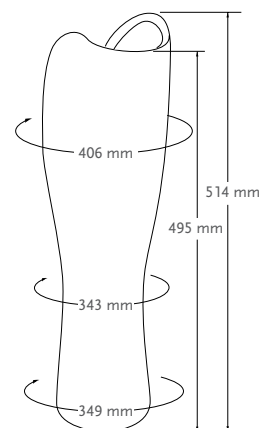


COSMETIC FINISHING FOR TOTAL KNEE®

DISCONTINUOUS COSMETIC FOAM

Part#	Description
2175L	Cosmetic Foam Cover, High activity, Large - for use with Total Knee 2100

- Beige toned
- Designed to fit over Total Knee® Range
- Designed to fit left or right
- Internally shaped to accommodate knee cap, shin ferrule and 30mm tube



LOCKING KNEE



Locking Knee from Össur is a simple, reliable and lightweight knee joint for the low active amputee. Locking Knee is intended to be used during rehabilitation and as a permanent solution with the low active amputee.

Patient Profile:	
Amputation Level:	Transfemoral
Impact Level:	Low
Maximum Patient Weight:	125kg (275lbs)

Product Information:	
Knee Axis Height:	26mm (1 1/32")
Weight of Knee:	0.248kg (0.55lbs)
Flexion:	Stop at 140°



SINGLE AXIS



MANUAL
LOCK



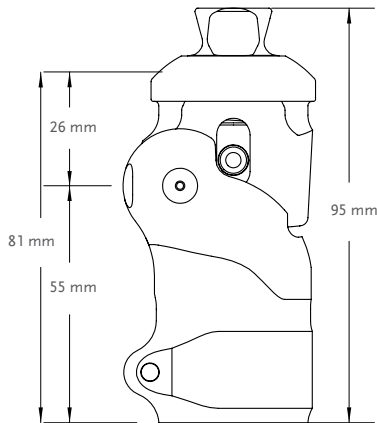
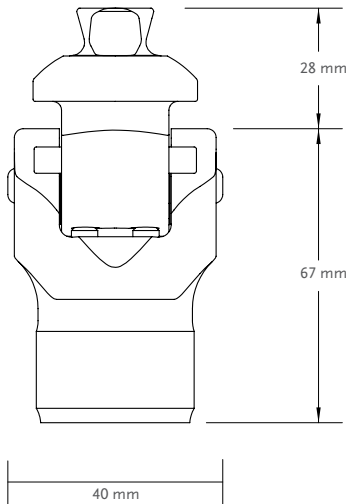
MECHANICAL
CONTROL



SINGLE SPEED



CLEARANCE



KITS

Part#	Description
LKN12500	Locking Knee

Includes:
• Lanyard Kit

Part#	Description
LKN12590	Lanyard Release Kit

ÖSSUR FEET

CHARACTERISTICS

FULL LENGTH TOE LEVER

The full-length keel/toe lever matches the length of the sound foot, giving a smoother, symmetrical gait.



FULL LENGTH TOE LEVER

ACTIVE TIBIAL PROGRESSION

Vertical forces generated at heel contact are initially absorbed and translated into forward motion described as Active Tibial progression.



ACTIVE TIBIAL PROGRESSION

VERTICAL SHOCK PYLON

The vertical shock pylon reduces trauma to the residual limb, joints and lower back during daily activities. Benefits: Protection of joints, the spine and residual limb by reduction of the shock loading.



VERTICAL SHOCK PYLON

ROTATION

The ability of the foot to absorb rotational forces allows the user to walk with a more natural gait without increasing the shear forces on the residual limb.



ROTATION

HEEL HEIGHT ADJUSTABILITY

Heel height can be adjusted to various types of shoes.



HEEL HEIGHT ADJUSTABILITY

MULTI-AXIAL GROUND COMPLIANCE

Multi-axial compliance of the foot provides improved ground contact during ambulation on uneven surfaces.



MULTI-AXIAL GROUND COMPLIANCE

ANKLE POWER

Ankle power is generated by the foot deformation and the blades energy storage-and-return capabilities when the foot transitions from mid to late stance until terminal stance to toe-off.



ANKLE POWER

PIVOT TECHNOLOGY

The pivot technology mimics the human ankle joint through connection of the blades around the physiological center of rotation.



PIVOT TECHNOLOGY

ANATOMICAL FOOT

The full effective foot length, in combination with the big toe and sandal toe matches the length and shape of the sound foot. The lightweight anatomical foot cover features a steadygrip sole for barefoot stability on wet or slick surfaces, and a sandalclamping toe for a range of footwear including flip flops.



ANATOMICAL FOOT

SPLIT TOE

A split toe feature allows the foot to adjust to the surface.



SPLIT TOE

SANDAL TOE

Narrow, anatomically correct foot cover for use with a sandal toe shoe. Benefits: More anatomical look for increased visual appeal and more functional compatibility with sandal shoes.



SANDAL TOE

ÖSSUR FEET

CHARACTERISTICS

USER REMOVABLE FOOT COVER

An easy-to-use snap-on foot cover gives users the ability to quickly remove the cover for cleaning. The foot cover features internal grooves that allow water to drain through an opening at the back. Additionally, the sole has a textured and grooved surface to provide extra grip on wet surfaces.



USER REMOVABLE
FOOT COVER

PRE-LOAD TECHNOLOGY

The foot's top blade is compressed during assembly, giving the foot a pre-load equal to more than 30% of the user's weight. The pre-compression, in combination with the moving contact point of the top blade, enables an exceptional range of great performance.



PRE-LOAD
TECHNOLOGY

WEATHERPROOF

A weatherproof device allows use in a wet and/or humid environment but does not allow submersion. Fresh water splashing against the enclosure from any direction shall have no harmful effect. Dry thoroughly after contact with fresh water. Fresh water: Includes tap water. Excludes salt and chlorinated water.



WEATHERPROOF

WATERPROOF

Whether it's fresh water, salt water or chlorinated water, Waterproof Össur products will give you the maximum protection you need. The use of first-rate materials provides permanent protection against harmful ingress of water, even after submersion, whilst continuing to provide the functionality you expect. Further limitations apply to Proprio Foot.



WATERPROOF

HYDRAULIC DORSIFLEXION

The hydraulic dorsiflexion and plantarflexion provides the user with toe clearance in swing phase.



HYDRAULIC
FLEXION

UNITY® VACUUM SUSPENSION SYSTEM

INTRODUCTION

Building on renowned Iceross Seal-In technology, Össur designers and engineers have developed a form of advanced vacuum suspension that is also compatible with Flex-Foot technology.

The design challenge was to apply elevated vacuum with a Seal-In liner, using a simple pump mechanism which had minimal impact on the function of the foot. By applying vacuum where it is needed – around the distal part of the limb – Unity helps to stabilise volume while creating highly effective and sleeveless vacuum suspension.

Without a sleeve, range-of-motion is not restricted and vacuum can be released quickly and easily at the touch of a button. The design also minimises the risk of proximal vacuum leakage and the puncture issues associated with more traditional 'above-knee' vacuum methods.

KEY ADVANTAGES

Unity offers the security and freedom of vacuum suspension, but without the sensation and restrictions of a sleeve. This advanced system from Össur effectively addresses volume fluctuation and is totally compatible with Flex-Foot technology.

- No sleeve required: Greater mobility and user acceptance
- Distal vacuum: Effective volume stabilisation
- Simple design: Quick and easy to achieve/release vacuum
- Independent pump: Shock function uncompromised

MAIN APPLICATIONS

Unity is available for a host of feet, which together suit a wide spectrum of users. Transfemoral users can enjoy Unity as well as transtibial, since tube finishing options for Össur knees are available. Iceross Seal-In® X TF was designed to allow for optional seal placement and hold up to the strong vacuum created by Unity.

BALANCE™ FOOT S



UNITY®
COMPATIBLE

Balance Foot S is a lightweight, waterproof foot specifically designed to meet the needs of low active walkers. For these users, the cushioning heel foam with gradual stiffening and wide sole blade provides enhanced stability perception and the perception of a smooth rollover.

The anatomical foot cover features a steady-grip sole and a sandal clamping toe, for the opportunity to wear different types of footwear.

Össur recommends using Balance Foot S in conjunction with the sleeveless elevated vacuum suspension system Unity®, which adds minimal weight and no build height, and does not interfere with Balance Foot S dynamics. Unity is designed to provide secure suspension in combination with Iceross Seal-In® technology, while stabilising volume fluctuations and maintaining comfortable socket fit throughout the day.



User information

Amputation Level:	Trans-femoral and Trans-tibial
Impact Level:	Low
Maximum Patient Weight:	147kg (324 lbs)

Unity System Information

Maximum Vacuum:	24inHg (609mmHg)
Normal Operating Pressure:	-15inHg to -23inHg
Added System Weight:	130g (0.29lbs) w/ Pump, Socket Valve and Tube

Foot information

Categories:	1-8
Size:	22-30
Weight of Foot: (Size 27, cat5)	622 g (1,37 lbs) w/ Foot Cover and Sock
Build Height: (Size 27)	126mm (5") w/ Male Pyramid and Foot Cover
Heel Height:	10mm (3/8")
Adapter Options:	Male Pyramid



FULL LENGTH
TOE LEVER



MULTI-AXIAL
GROUND
COMPLIANCE



SPLIT TOE



SANDAL TOE

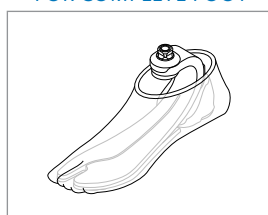


WATERPROOF

*weatherproof when paired with Unity

ORDERING INFORMATION

FOR COMPLETE FOOT



BALANCE™ FOOT S

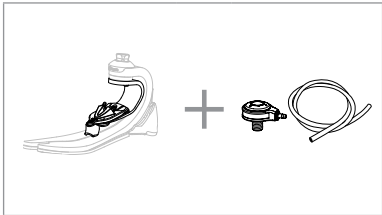
ORDERING INFORMATION

Please select the appropriate Unity Pump Module kit according to foot module size when placing an order and Unity will come preassembled on the foot.

For extra convenience and system compatibility, Unity Valve Kits are highly recommended as a means of connecting to the socket.

For liner selection charts and item numbers please refer to the appropriate Icross Seal-In page.

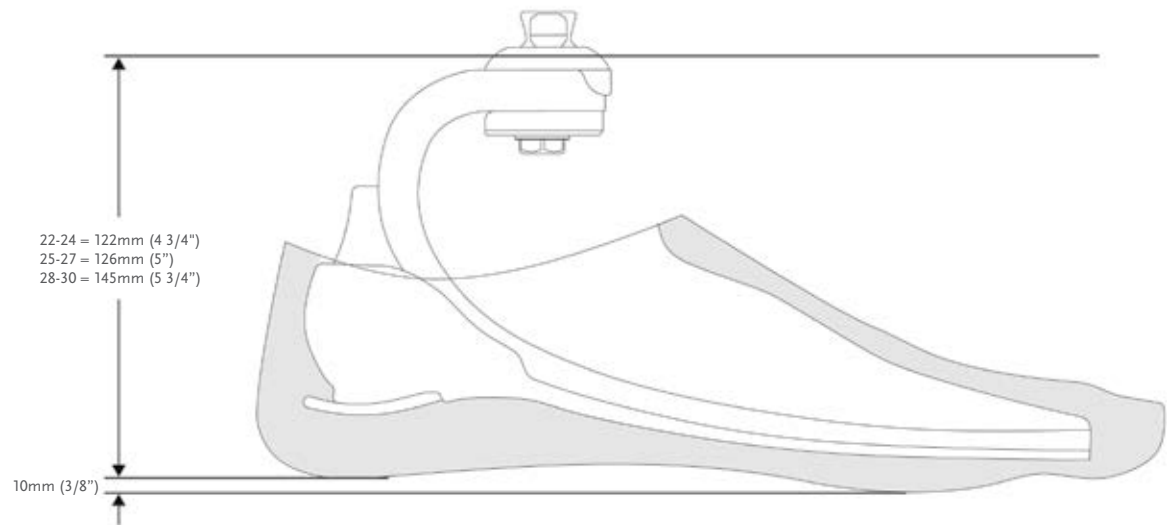
FOR COMPLETE FOOT WITH UNITY



CATEGORY SELECTION CHART

Weight kg	45-52	53-59	60-68	69-77	78-88	89-100	101-116	117-130	131-147
Weight lbs	99-115	116-130	131-150	151-170	171-194	195-220	222-256	257-287	288-324
Low Impact Category									
Size 22-24	1	1	2	3	4	5	N/A	N/A	N/A
Size 25-27	1	1	2	3	4	5	6	7	8
Size 28-30	3	3	3	3	4	5	6	7	8

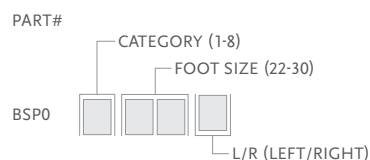
CLEARANCE



BALANCE™ FOOT S

KITS

BALANCE FOOT S WITH MALE PYRAMID



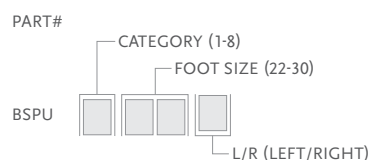
Includes:

- Foot Module
- Removable Foot Cover* with a black Spectra Sock

*When ordering brown covers, add "BR" to the end of the part number.



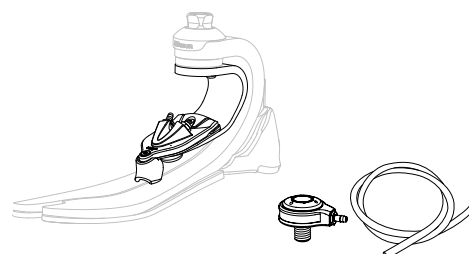
BALANCE FOOT S WITH MALE PYRAMID AND UNITY PUMP



Includes:

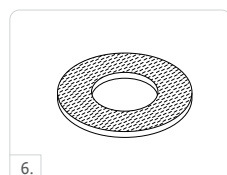
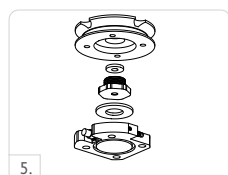
- Foot Module
- Removable Foot Cover* with a black Spectra Sock
- Unity Pump

*Note: Unity pump will come preassembled on the foot. Valve kit needs to be ordered separately.



UNITY

Picture	Part#	Description	Applicable Foot Kits
1	UBS0024	Unity Pump S22-24	Balance Foot S & Balance Foot S Torsion Size 22-24
1	UBS0027	Unity Pump S25-27	Balance Foot S & Balance Foot S Torsion Size 25-27
1	UBS0030	Unity Pump S28-30	Balance Foot S & Balance Foot S Torsion Size 28-30
2	UTT0001	Unity TT Valve Kit	All
3	UTF0001	Unity TF Valve Kit	All
4	UTF0006	Unity TF Tube Kit	All
5	L-544611	Icelock 544 Unity Kit	All
6	UTT1103	Unity Valve Air Filter Pack (10 p.)	All



BALANCE™ FOOT S

UNITY SPARE COMPONENTS

Part#	Description
UBS00021	Unity BS Components 22-30

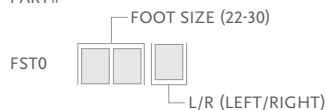
Includes:

- Outlet Port
- Inlet Port
- Duckbill Valves
- Tube
- Tube Clamp
- Loctite

COSMETIC FINISHING

FOOT COVER KIT, BEIGE AND BROWN*

PART#



Includes:

- Foot Cover*
- Foot Cover Attachment
- Black Spectra Sock

*For brown foot cover please add a "BR" suffix to the part number.

FLEX-FOOT SOCKS

Used to cover the composite foot module to protect the foot and eliminate noise between foot module and foot shell.

Part#	Description	Size	Color
FCX63022	FF Sock Small 1 pc	22-25	Black
FCX63025	FF Sock Large 1 pc	26-30	Black
FCX63022-15	FF Sock Small 15 pcs	22-25	Black
FCX63026-15	FF Sock Large 15 pcs	26-30	Black



BALANCE™ FOOT S TORSION



Balance Foot S Torsion is a lightweight, waterproof foot specifically designed to meet the needs of low active walkers. For these users, the cushioning heel foam with gradual stiffening and wide sole blade provides enhanced stability perception and the perception of a smooth rollover. The torsion shock unit offers valuable shock absorption and helps to restore lost rotational capabilities.

The anatomical foot cover features a steady-grip sole and a sandal clamping toe, for the opportunity to wear different types of footwear.

Össur recommends using Balance Foot S Torsion in conjunction with the sleeveless elevated vacuum suspension system Unity®, which adds minimal weight and no build height, and does not interfere with Balance Foot S dynamics. Unity is designed to provide secure suspension in combination with Iceross Seal-In® technology, while stabilising volume fluctuations and maintaining comfortable socket fit throughout the day.

UNITY
COMPATIBLE



ÖSSUR FEET

User information	
Amputation Level:	Trans-femoral and Trans-tibial
Impact Level:	Low
Maximum Patient Weight:	147kg (324 lbs)

Unity System Information	
Maximum Vacuum:	24inHg (609mmHg)
Normal Operating Pressure:	-15inHg to -23inHg
Added System Weight:	130g (0.29lbs) w/ Pump, Socket Valve and Tube

Foot information	
Categories:	1-8
Size:	22-30
Weight of Foot: (Size 27, cat5)	996 g (2,19 lbs) w/ Foot Cover and Sock
Build Height: (Size 27)	204 mm (8") w/ Male Pyramid and Foot Cover
Heel Height:	10mm (3/8")
Adapter Options:	Male Pyramid

FULL LENGTH TOE LEVER

MULTI-AXIAL GROUND COMPLIANCE

SPLIT TOE

VERTICAL SHOCK PYLON

SANDAL TOE

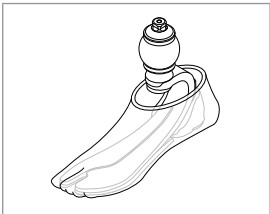
WATERPROOF

ROTATION

*weatherproof when paired with Unity

ORDERING INFORMATION

FOR COMPLETE FOOT



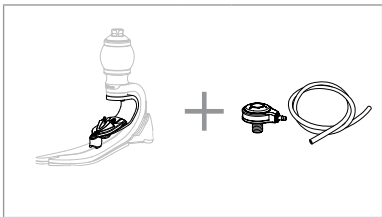
BALANCE™ FOOT S TORSION

ORDERING INFORMATION

Please select the appropriate Unity Pump Module kit according to foot module size when placing an order and Unity will come preassembled on the foot.

For extra convenience and system compatibility, Unity Valve Kits are highly recommended as a means of connecting to the socket. For liner selection charts and item numbers please refer to the appropriate Icross Seal-In page.

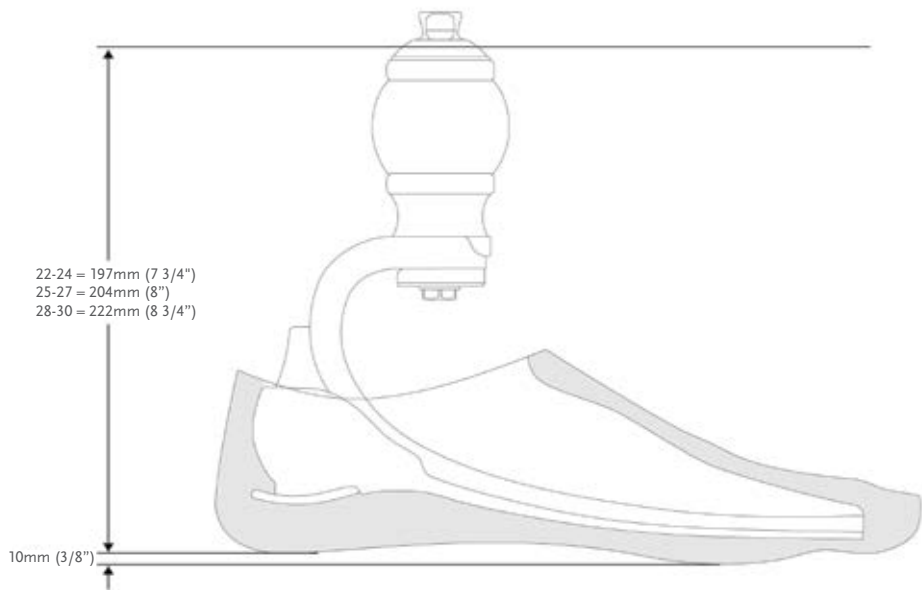
FOR COMPLETE FOOT WITH UNITY



CATEGORY SELECTION CHART

Weight kg	45-52	53-59	60-68	69-77	78-88	89-100	101-116	117-130	131-147
Weight lbs	99-115	116-130	131-150	151-170	171-194	195-220	222-256	257-287	288-324
Low Impact Category									
Size 22-24	1	1	2	3	4	5	N/A	N/A	N/A
Size 25-27	1	1	2	3	4	5	6	7	8
Size 28-30	3	3	3	3	4	5	6	7	8

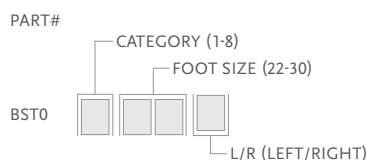
CLEARANCE



BALANCE™ FOOT S TORSION

KITS

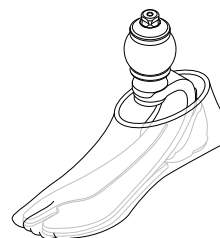
BALANCE FOOT S TORSION WITH MALE PYRAMID



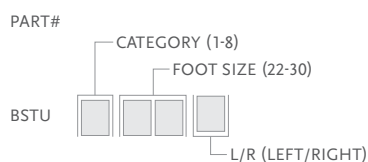
Includes:

- Foot Module
- Removable Foot Cover* with a black Spectra Sock

*When ordering brown covers, add "BR" to the end of the part number.



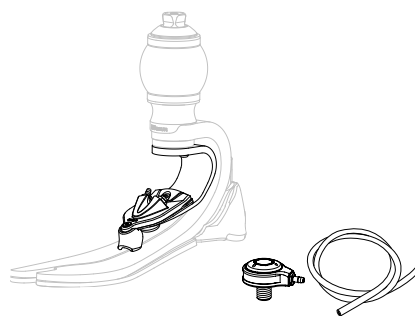
BALANCE FOOT S TORSION WITH MALE PYRAMID AND UNITY PUMP



Includes:

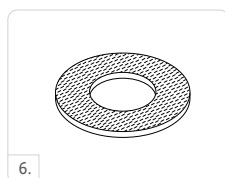
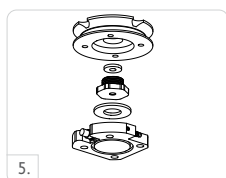
- Foot Module
- Removable Foot Cover* with a black Spectra Sock
- Unity Pump

*Note: Unity pump will come preassembled on the foot. Valve kit needs to be ordered separately.



UNITY

Picture	Part#	Description	Applicable Foot Kits
1	UBS0024	Unity Pump S22-24	Balance Foot S & Balance Foot S Torsion Size 22-24
1	UBS0027	Unity Pump S25-27	Balance Foot S & Balance Foot S Torsion Size 25-27
1	UBS0030	Unity Pump S28-30	Balance Foot S & Balance Foot S Torsion Size 28-30
2	UTT0001	Unity TT Valve Kit	All
3	UTF0001	Unity TF Valve Kit	All
4	UTF0006	Unity TF Tube Kit	All
5	L-544611	Icelock 544 Unity Kit	All
6	UTT1103	Unity Valve Air Filter Pack (10 p.)	All



BALANCE™ FOOT S TORSION

UNITY SPARE COMPONENTS

Part#	Description
UBS00021	Unity BFS Components 22-30

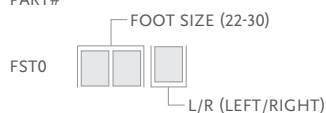
Includes:

- Outlet Port
- Inlet Port
- Duckbill Valves
- Tube
- Tube Clamp
- Loctite

COSMETIC FINISHING

FOOT COVER KIT, BEIGE AND BROWN*

PART#



Includes:

- Foot Cover*
- Foot Cover Attachment
- Black Spectra Sock

*For brown foot cover please add a "BR" suffix to the part number.

FLEX-FOOT SOCKS

Used to cover the composite foot module to protect the foot and eliminate noise between foot module and foot shell.

Part#	Description	Size	Color
FCX63022	FF Sock Small 1 pc	22-25	Black
FCX63025	FF Sock Large 1 pc	26-30	Black
FCX63022-15	FF Sock Small 15 pcs	22-25	Black
FCX63026-15	FF Sock Large 15 pcs	26-30	Black



FLEX-FOOT BALANCE® WITH D/P FLEXION™



UNITY
COMPATIBLE

The Flex-Foot Balance is a comfortable multi-axial foot that combines proven durability and stability with comfort.

Flex-Foot Balance is also available with the D/P Flexion™ hydraulic ankle module. Flex-Foot Balance with D/P Flexion offers 8 degrees of dorsi and plantarflexion during stance phase. Swing phase dorsiflexion is designed to reduce the risk of trips and falls- one of the main concerns of low active amputees. Plus, independent stiffness adjustment of dorsi- and plantarflexion enables you to customize performance for each amputee user. Please note that D/P Flexion is intended for low active amputees only.

Add our zero-build-height Unity pump module to create the only sleeveless elevated vacuum solution for less active users.



ÖSSUR FEET

User Information

Amputation Level:	Transfemoral and Transtibial
Impact Level:	Low
Maximum Patient Weight:	136kg (300lbs)



FULL LENGTH
TOE LEVER



MULTI-AXIAL
GROUND
COMPLIANCE



SANDAL TOE



HYDRAULIC
FLEXION

Foot Information

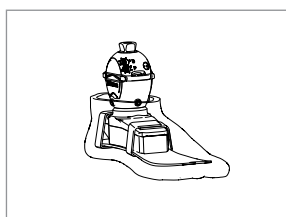
Categories:	0-5
Sizes:	21-28
Weight of Foot: (Size 27)	932g (33oz) w/ Pyramid and Foot Cover
Build Height: (Size 27)	138mm (5 7/16") w/ Pyramid and Foot Cover
Heel Height:	10mm (3/8")
Adapter Options:	Male Pyramid

Unity System Information

Unity Sizes:	23-28
Maximum Vacuum:	23inHg (600mmHg)
Normal Operating Pressure:	-16inHg to -20inHg
Added System Weight:	100g w/ Pump, Socket Valve and Tube

ORDERING INFORMATION

FOR COMPLETE FOOT



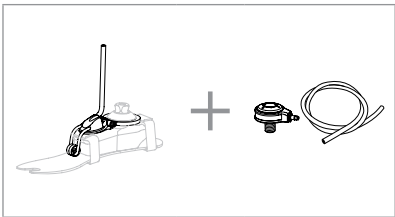
FLEX-FOOT BALANCE® WITH D/P FLEXION™

ORDERING INFORMATION

Please select the appropriate Unity Pump Module kit according to foot module size when placing an order and Unity will come preassembled on the foot. For extra convenience and system compatibility, Unity Valve Kits are highly recommended as a means of connecting to the socket.

For liner selection charts and item numbers please refer to the appropriate Icross Seal-In page.

FOR COMPLETE FOOT WITH UNITY

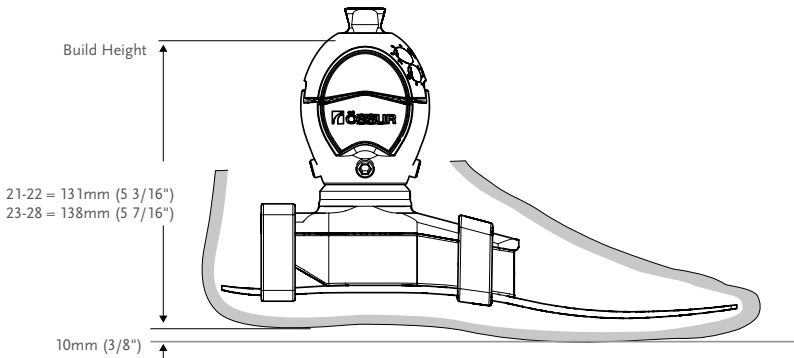


CATEGORY SELECTION CHART

Weight kg	36-44	45-61	62-80	81-97	98-114	115-136
Weight lbs	79-98	99-135	136-176	177-214	215-251	252-300
21	0	1	N/A	N/A	N/A	N/A
22	0	1	N/A	N/A	N/A	N/A
23	0	1	2	N/A	N/A	N/A
24	0	1	2	N/A	N/A	N/A
25	N/A	1	2	3	4	5
26	N/A	1	2	3	4	5
27	N/A	N/A	2	3	4	5
28	N/A	N/A	2	3	4	5

NOTE: The above categories apply only to Flex-Foot Balance with or without D/P Flexion

CLEARANCE

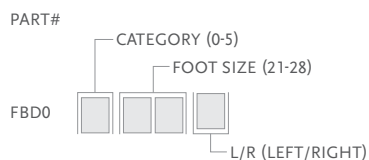


*Note. Flex-Foot Balance with D/P Flexion with Unity has the same build height as Flex-Foot Balance with D/P Flexion.

FLEX-FOOT BALANCE® WITH D/P FLEXION™

KITS

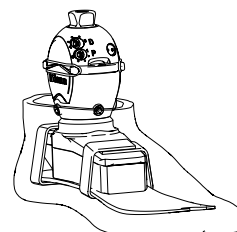
FLEX-FOOT BALANCE WITH D/P FLEXION



Includes:

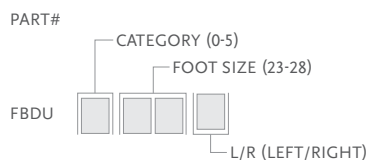
- Foot Module with D/P Flexion
- Removable Foot Cover* with a Spectra Sock

*For Flex-Foot Balance with D/P flexion with brown foot cover add a "BR" suffix to the part#



FOOT KITS WITH UNITY

UNITY FOR FLEX-FOOT BALANCE WITH D/P FLEXION AND UNITY PUMP

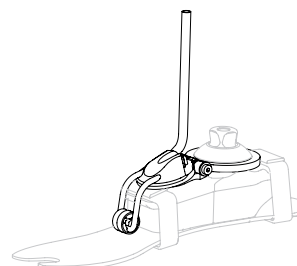


Includes:

- Foot Module with D/P Flexion
- Removable Foot Cover* with a Spectra Sock
- Unity Pump

*For Flex-Foot Balance with D/P flexion with brown foot cover add a "BR" suffix to the part#

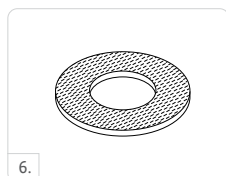
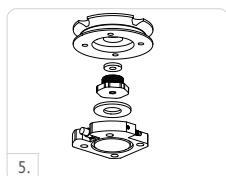
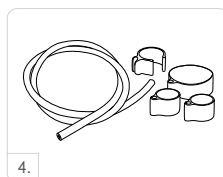
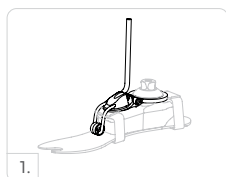
Note: Unity pump will come preassembled on the foot. Valve kit needs to be ordered separately.



UNITY

UNITY KITS

Picture	Part#	Description	Applicable Foot Kits
1	UKB0026	Unity Pump Module K2P-FBP 23-26	Flex-Foot Balance Size 23-26
1	UKB0028	Unity Pump Module K2P-FBP 27-28	Flex-Foot Balance Size 27-28
2	UTT0001	Unity TT Valve Kit	All
3	UTF0001	Unity TF Valve Kit	All
4	UTF0006	Unity TF Tube Kit	All
5	L-544611	Icelock 544 Kit Unity	All
6	UTT1103	Unity Valve Air Filter Pack (10 p.)	All



FLEX-FOOT BALANCE® WITH D/P FLEXION™

UNITY SPARE COMPONENTS

Part#	Description
UKB00021	Unity Components, 23-28

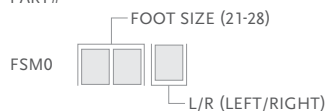
Includes:

- Membrane
- Check valves
- Barb fittings
- Tube
- Tube fastener

COSMETIC FINISHING

FOOT COVER KIT, BEIGE AND BROWN*

PART#



*For Flex-Foot Balance with brown foot cover add a "BR" suffix to the part#

Includes:

- Foot Cover
- Spectra Sock
- Foot Cover Attachment

SPECTRA SOCKS

Used to cover the composite foot module to foot cover the foot and eliminate noise between foot module and foot shell.

Part#	Description	Size	Color
FCX63022	FF Sock Small 1 pc	22-25	Black
FCX63025	FF Sock Large 1 pc	26-30	Black
FCX63022-15	FF Sock Small 15 pcs	22-25	Black
FCX63026-15	FF Sock Large 15 pcs	26-30	Black



FLEX-FOOT® BALANCE



UNITY
COMPATIBLE

The Flex-Foot Balance is a comfortable multi-axial foot that combines proven durability and stability with comfort; leading to optimum patient compliance.

Its full length toe lever and multi-axial design offer a smooth transition from heel strike to toe off that is absent in many competitively priced feet.

Unity for Flex-Foot Balance is available either pre-fit with a new foot or as a retrofit option. Used in combination with Iceross® Seal-In® liners, Unity provides advanced vacuum suspension for the socket during ambulation, without the constraints of an external sleeve. It adds minimal weight to the existing prosthesis and its simple mechanical design means there are no batteries to worry about. Reliable, effective and easy to use, it is designed to enhance user acceptance and mobility.



User Information

Amputation Level:	Transfemoral and Transtibial
Impact Level:	Low
Maximum Patient Weight:	136kg (300lbs)



FULL LENGTH
TOE LEVER



MULTI-AXIAL
GROUND
COMPLIANCE



SANDAL TOE

Foot Information

Categories:	0-5
Sizes:	21-28
Weight of Foot: (Size 27)	594g (21oz) w/ Pyramid and Foot Cover
Build Height: (Size 27)	62mm (2 7/16") w/ Pyramid and Foot Cover
Heel Height:	10mm (3/8")
Adapter Options:	Male Pyramid

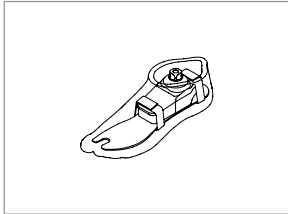
Unity System Information

Unity Sizes:	23-28
Maximum Vacuum:	23inHg (600mmHg)
Normal Operating Pressure:	-16inHg to -20inHg
Added System Weight:	100g w/ Pump, Socket Valve and Tube

FLEX-FOOT® BALANCE

ORDERING INFORMATION

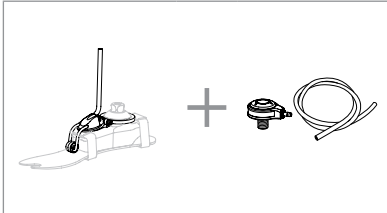
FOR COMPLETE FOOT



Please select the appropriate Unity Pump Module kit according to foot module size when placing an order and Unity will come preassembled on the foot. For extra convenience and system compatibility, Unity Valve Kits are highly recommended as a means of connecting to the socket.

For liner selection charts and item numbers please refer to the appropriate Iceross Seal-In page.

FOR COMPLETE FOOT WITH UNITY



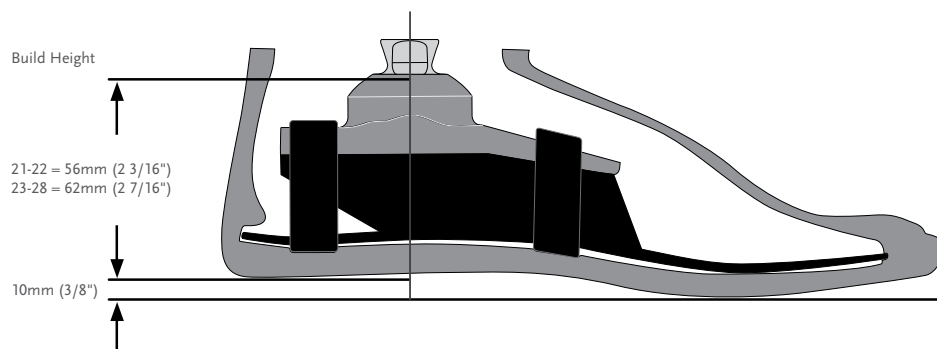
CATEGORY SELECTION CHART

Weight kg	36-44	45-61	62-80	81-97	98-114	115-136
Weight lbs	79-97	98-134	135-176	177-214	215-251	252-300
21	0	1	N/A	N/A	N/A	N/A
22	0	1	N/A	N/A	N/A	N/A
23	0	1	2	N/A	N/A	N/A
24	0	1	2	N/A	N/A	N/A
25	N/A	1	2	3	4	5
26	N/A	1	2	3	4	5
27	N/A	N/A	2	3	4	5
28	N/A	N/A	2	3	4	5

NOTE: The above categories apply only to Flex-Foot Balance

FLEX-FOOT® BALANCE

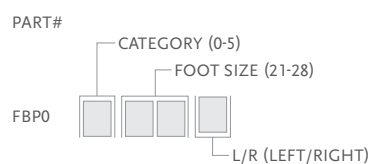
CLEARANCE



Note. Flex-Foot Balance with Unity has the same build height as Flex-Foot Balance.

KITS

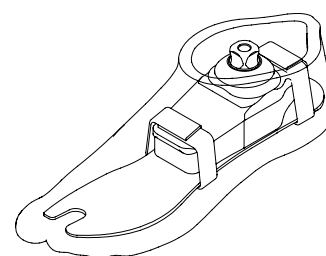
FLEX-FOOT BALANCE MALE PYRAMID



Includes:

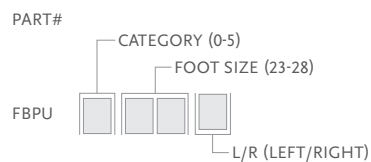
- Foot Module with a Male Pyramid Adapter
- Removable Foot Cover* with a Spectra Sock

*For Flex-Foot Balance with brown foot cover add a "BR" suffix to the part#



FOOT KITS WITH UNITY

FLEX-FOOT BALANCE MALE PYRAMID AND UNITY PUMP

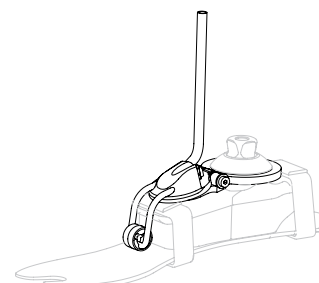


Includes:

- Foot Module with a Male Pyramid Adapter
- Removable Foot Cover* with a Spectra Sock
- Unity Pump

*For Flex-Foot Balance with brown foot cover add a "BR" suffix to the part#

Note: Unity pump will come preassembled on the foot. Valve kit needs to be ordered separately.

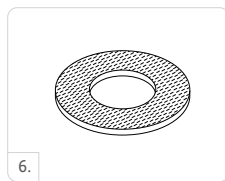
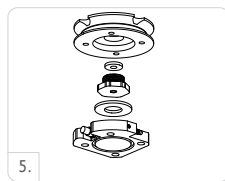
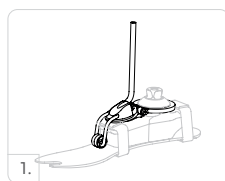


FLEX-FOOT® BALANCE

UNITY

UNITY KITS

Picture	Part#	Description	Applicable Foot Kits
1	UKB0026	Unity Pump Module K2P-FBP 23-26	Flex-Foot Balance Size 23-26
1	UKB0028	Unity Pump Module K2P-FBP 27-28	Flex-Foot Balance Size 27-28
2	UTT0001	Unity TT Valve Kit	All
3	UTF0001	Unity TF Valve Kit	All
4	UTF0006	Unity TF Tube Kit	All
5	L-544611	Icelock 544 Kit Unity	All
6	UTT1103	Unity Valve Air Filter Pack (10 p.)	All



UNITY SPARE COMPONENTS

Part#	Description
UKB00021	Unity Components, 23-28

Includes:

- Membrane
- Check valves
- Barb fittings
- Tube
- Tube fastener

UNITY CATEGORY SELECTION CHART

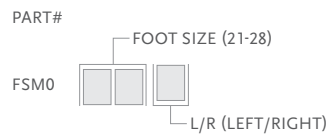
Weight kg	36-44	45-61	62-80	81-97	98-114	115-136
Weight lbs	79-97	98-134	135-176	177-214	215-251	252-300
23	0	1	2	N/A	N/A	N/A
24	0	1	2	N/A	N/A	N/A
25	N/A	1	2	3	4	5
26	N/A	1	2	3	4	5
27	N/A	N/A	2	3	4	5
28	N/A	N/A	2	3	4	5

NOTE: The above categories apply only to Flex-Foot Balance

FLEX-FOOT® BALANCE

COSMETIC FINISHING

FOOT COVER KIT, BEIGE AND BROWN*



*For Flex-Foot Balance with brown foot cover add a "BR" suffix to the part#

Includes:

- Foot Cover
- Spectra Sock
- Foot Cover Attachment

SPECTRA SOCKS

Used to cover the composite foot module to foot cover the foot and eliminate noise between foot module and foot shell.

Part#	Description	Size	Color
FCX63022	FF Sock Small 1 pc	22-25	Black
FCX63025	FF Sock Large 1 pc	26-30	Black
FCX63022-15	FF Sock Small 15 pcs	22-25	Black
FCX63026-15	FF Sock Large 15 pcs	26-30	Black



BALANCE™ FOOT J



UNITY
COMPATIBLE

Balance Foot J is designed to meet the needs of slower speed walkers. It is lightweight with a heel that users perceive stability and cushioning at heel strike. Together with the full-length keel users perceive the Balance J to provide stability and support.

Unity for Balance Foot J is a sleeveless vacuum suspension system designed to stabilise volume fluctuations and maintain comfortable socket fit throughout the day. It is specifically designed for the low active user and in combination with Seal-In technology, it provides secure suspension and volume management. The lightweight foot is perceived to provide stability and cushioning at heel strike and the full-length keel is perceived to provide stability and support dynamics without the restricting effect of an external suspension sleeve. Unity adds minimal weight, no extra build height to the prosthesis and does not interfere with the foot module dynamics.



User Information	
Amputation Level:	Transfemoral and Transtibial
Impact Level:	Low
Maximum Patient Weight:	136kg (300lbs)



FULL LENGTH
TOE LEVER



ACTIVE TIBIAL
PROGRESSION



WEATHERPROOF

Foot Information	
Categories:	1-5
Sizes:	22-30
Weight of Foot: (Size 27, Cat. 2)	502g (17.7oz) w/ Pyramid and Foot Cover
Build Height: (Size 27)	125mm (4 15/16") w/ Male Pyramid and Foot Cover
Adapter Options:	Male Pyramid

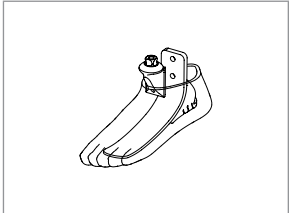
Unity System Information	
Maximum Vacuum:	23inHg (600mmHg)
Normal Operating Pressure:	-15inHg to -18inHg
Added System Weight:	104g w/ Pump, Socket Valve and Tube



BALANCE™ FOOT J

ORDERING INFORMATION

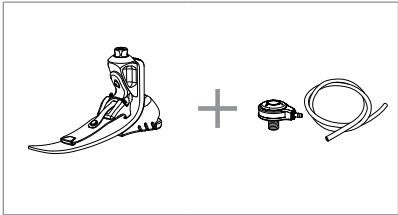
FOR COMPLETE FOOT



Please select the appropriate Unity Pump Module kit according to foot module size when placing an order and Unity will come preassembled on the foot. For extra convenience and system compatibility, Unity Valve Kits are highly recommended as a means of connecting to the socket.

For liner selection charts and item numbers please refer to the appropriate Icross Seal-In page.

FOR COMPLETE FOOT WITH UNITY

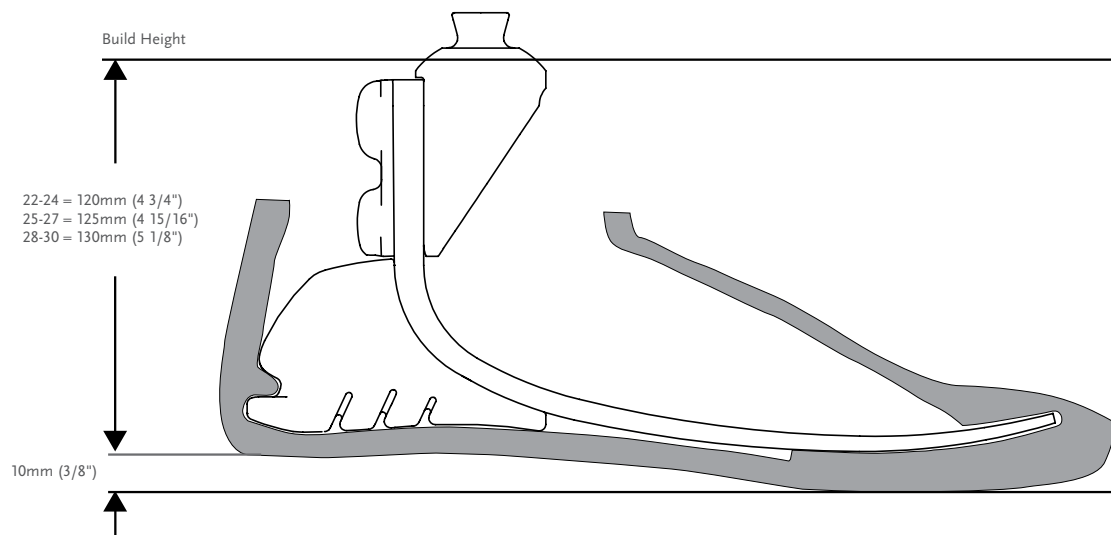


CATEGORY SELECTION CHART

Weight kg	45-61	62-80	81-97	98-114	115-136
Weight lbs	99-135	136-176	177-214	215-251	252-300
22	1	2	N/A	N/A	N/A
23	1	2	3	4	N/A
24	1	2	3	4	N/A
25	1	2	3	4	5
26	1	2	3	4	5
27	1	2	3	4	5
28	N/A	2	3	4	5
29	N/A	N/A	3	4	5
30	N/A	N/A	N/A	4	5

BALANCE™ FOOT J

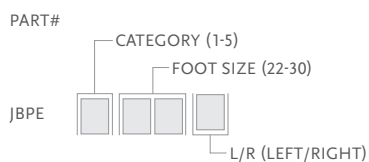
CLEARANCE



*Note: Balance Foot J with Unity has the same build height as Balance Foot J.

KITS

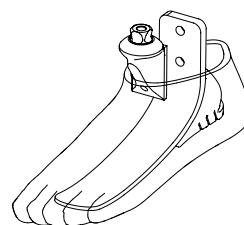
BALANCE FOOT J WITH MALE PYRAMID



Includes:

- Foot Module with Male Pyramid
- Foot Cover Kit*

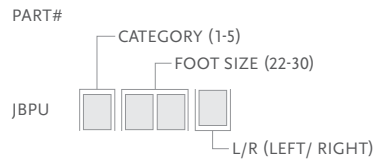
*For Balance Foot J with brown foot cover, add "BR" to the part#.



BALANCE™ FOOT J

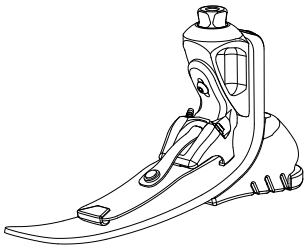
FOOT KITS WITH UNITY

BALANCE FOOT J WITH MALE PYRAMID AND UNITY PUMP



- Includes:
- Foot Module with Male Pyramid
 - Foot Cover Kit*
 - Unity Pump

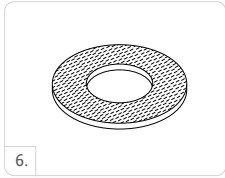
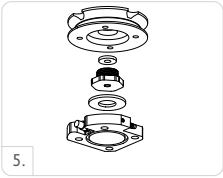
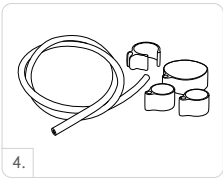
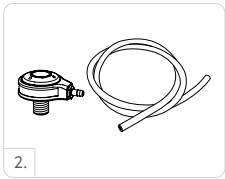
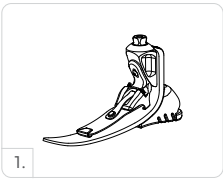
*For Balance Foot J with brown foot cover, add "BR" to the part#.
Note: Unity pump will come preassembled on the foot. Valve kit needs to be ordered separately.



UNITY

UNITY KITS

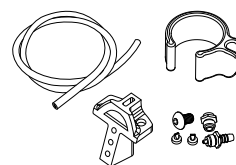
Picture	Part#	Description	Applicable Foot Kits
1	UFA0024	FAP-JBP Unity Pump S22-24	Balance Foot J Size 22-24
1	UFA0027	FAP-JBP Unity Pump S25-27	Balance Foot J Size 25-27
1	UFA0030	FAP-JBP Unity Pump S28-30	Balance Foot J Size 28-30
2	UTT0001	Unity TT Valve Kit	All
3	UTF0001	Unity TF Valve Kit	All
4	UTF0006	Unity TF Tube Kit	All
5	L-544611	Icelock 544 Kit Unity	All
6	UTT1103	Unity Valve Air Filter Pack (10 p.)	All



BALANCE™ FOOT J

UNITY SPARE COMPONENTS

Part#	Description
UFA00021	Unity FAP-JBP Components 22-24
UFA00022	Unity FAP-JBP Components 25-27
UFA00023	Unity FAP-JBP Components 28-30



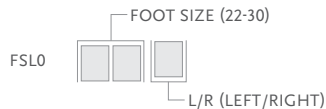
Includes:

- Pump Blade
- Membrane
- Barb Fittings
- Check valves
- Mounting Screw
- Tube
- Loctite
- Tube clamp

COSMETIC FINISHING

FOOT COVER KIT, BEIGE AND BROWN*

PART#



Includes:

- Foot Cover Kit
- Foot Cover Attachment
- Flex-Foot Sock

*Please specify when ordering brown covers, add "BR" to the end of the part number.

FLEX-FOOT SOCKS

Used to cover the composite foot module to protect the foot and eliminate noise between foot module and foot shell.

Part#	Description	Size	Color
FCX63022	FF Sock Small 1 pc	22-25	Black
FCX63025	FF Sock Large 1 pc	26-30	Black
FCX63022-15	FF Sock Small 15 pcs	22-25	Black
FCX63026-15	FF Sock Large 15 pcs	26-30	Black



FLEX-FOOT ASSURE®



UNITY
COMPATIBLE

Flex-Foot Assure is an ideal first prosthesis, or a more permanent option for low active users. Designed specifically for slower walkers, Flex-Foot Assure incorporates an active heel combined with a full-length keel that work together to protect the vulnerable sound limb. The proven design and simple fit of Assure allows basic ambulators to take advantage of premium technology matched to their needs.

Unity for Flex-Foot Assure is a sleeveless vacuum suspension system designed to stabilise volume fluctuations and maintain comfortable socket fit throughout the day. It is specifically designed for the low to moderate active user and in combination with Seal-In technology, it provides secure suspension and volume management. Unity adds minimal weight, no extra build height to the prosthesis and does not interfere with the foot module dynamics.



User information

Amputation Level:	Transfemoral and Transtibial
Impact Level:	Low
Maximum Patient Weight:	136kg (300lbs)



FULL LENGTH
TOE LEVER



ACTIVE TIBIAL
PROGRESSION



WATERPROOF*



WEATHERPROOF**

* Flex-Foot Assure with glass tube

** Flex-Foot Assure with pyramid

Foot Information

Categories:	1-5
Sizes:	19-30
Weight of Foot: (Size 27)	544g (19.2oz) w/ Pyramid and Foot Cover
Build Height: (Size 27)	125mm (4 15/16") w/ Pyramid and Foot Cover
Heel Height:	10mm (3/8")
Adapter Options:	Male Pyramid or Fiberglass Tube

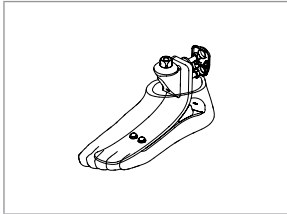
Unity System Information

Foot Sizes:	22-30
Maximum Vacuum:	23inHg (600mmHg)
Normal Operating Pressure:	-15inHg to -18inHg
Added System Weight:	104g w/ Pump, Socket Valve and Tube

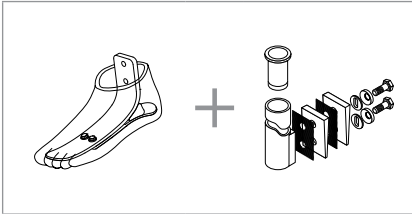
FLEX-FOOT ASSURE®

ORDERING INFORMATION

FOR COMPLETE FOOT



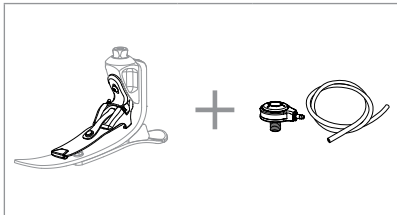
FOR COMPLETE FOOT WITH TUBE



Please select the appropriate Unity Pump Module kit according to foot module size when placing an order and Unity will come preassembled on the foot. For extra convenience and system compatibility, Unity Valve Kits are highly recommended as a means of connecting to the socket.

For liner selection charts and item numbers please refer to the appropriate Iceross Seal-In page.

FOR COMPLETE FOOT



CATEGORY SELECTION CHART

Weight kg	45-61	62-80	81-97	98-114	115-136
Weight lbs	99-135	136-176	177-214	215-251	252-300
19-20**	1	2	N/A	N/A	N/A
21-22**	1	2	N/A	N/A	N/A
23-24	1	2	3	4	N/A
25-26	1	2	3	4	5
27-28	1	2	3	4	5
29-30	N/A	2	3	4	5

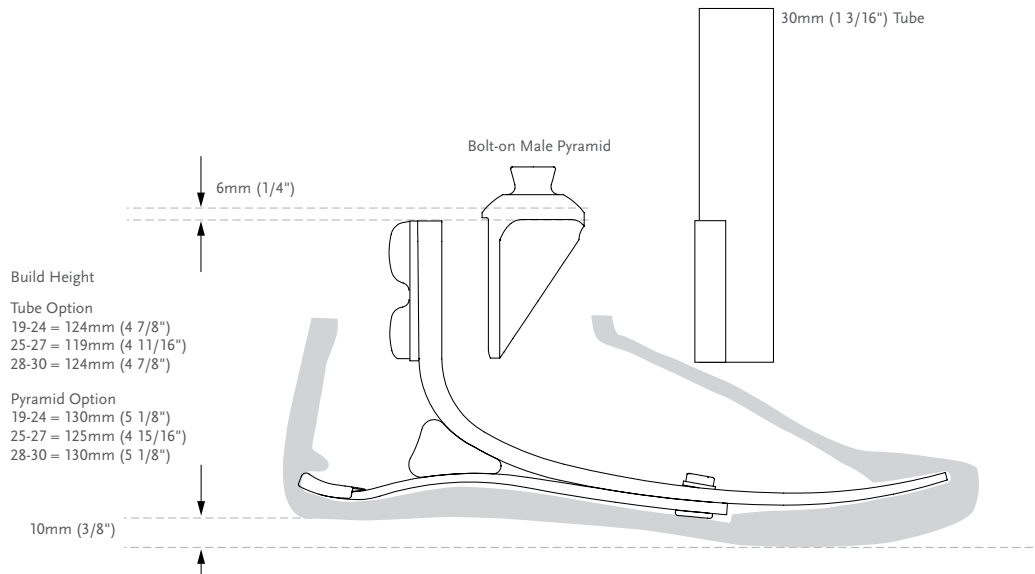
NOTE: The above categories apply only to Flex-Foot Assure

*All sizes not available for each category

**Unity for Flex-Foot Assure is available from sizes 22 and in all categories.

FLEX-FOOT ASSURE®

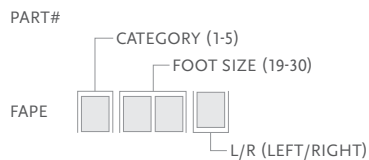
CLEARANCE



*Note: Flex-Foot Assure with Unity has the same build height as Flex Foot Assure with a Pyramid Option.

KITS

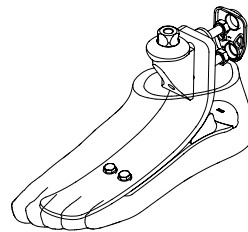
FLEX-FOOT ASSURE KIT WITH MALE PYRAMID



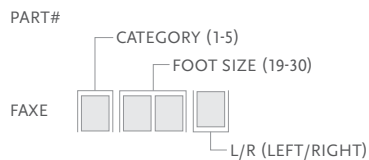
Includes:

- Foot Module with Male Pyramid
- Foot Cover Kit*

*For Flex-Foot Assure with brown foot cover, add "BR" to the part#.



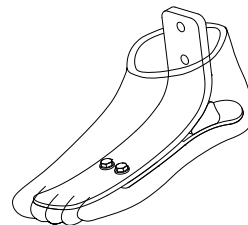
FLEX-FOOT ASSURE KIT WITHOUT ADAPTER



Includes:

- Foot Module
- Foot Cover Kit*

*For Flex-Foot Assure with brown foot cover, add "BR" to the part#.

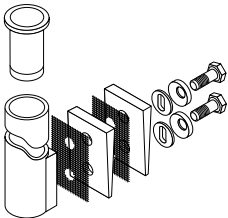


FLEX-FOOT ASSURE®

COMPONENTS

30MM FIBERGLASS TUBE KIT

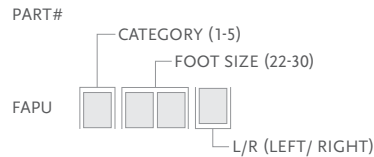
Part#	Cat.	Wall	Thickness		Length		Weight	
SFX00001	Red	1-3	3mm	1/8"	279mm	11"	292g	10.3oz
SFX00002	Red	1-3	3mm	1/8"	381mm	15"	333g	11.7oz
SFX00003	Green	4-5	4mm	3/16"	279mm	11"	331g	11.7oz
SFX00004	Green	4-5	4mm	3/16"	381mm	15"	401g	14oz



- Includes:
- Tube Insert (cat. 4-5)
 - Bolts (5/16" UNF)
 - Spherical Washers
 - Friction Pads
 - Loctite 410
 - Alignment Wedges

FOOT KITS WITH UNITY

FLEX-FOOT ASSURE WITH MALE PYRAMID AND UNITY PUMP



- Includes:
- Foot Module with Male Pyramid
 - Foot Cover Kit*
 - Unity Pump

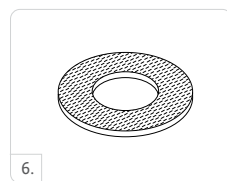
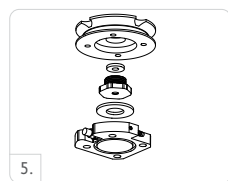
*For Flex-Footer Assure with brown foot cover, add "BR" to the part#.
Note: Unity pump will come preassembled on the foot. Valve kit needs to be ordered separately.

FLEX-FOOT ASSURE®

UNITY

UNITY KITS

Picture	Part#	Description	Applicable Foot Kits
1	UFA0024	FAP-JBP Unity Pump S22-24	Flex-Foot Assure Size 22-24
1	UFA0027	FAP-JBP Unity Pump S25-27	Flex-Foot Assure Size 25-27
1	UFA0030	FAP-JBP Unity Pump S28-30	Flex-Foot Assure Size 28-30
2	UTT0001	Unity TT Valve Kit	All
3	UTF0001	Unity TF Valve Kit	All
4	UTF0006	Unity TF Tube Kit	All
5	L-544611	Icelock 544 Kit Unity	All
6	UTT1103	Unity Valve Air Filter Pack (10 p.)	All

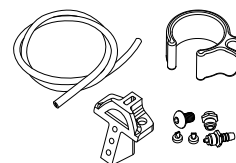


UNITY SPARE COMPONENTS

Part#	Description
UFA00021	Unity FAP-JBP Components 22-24
UFA00022	Unity FAP-JBP Components 25-27
UFA00023	Unity FAP-JBP Components 28-30

Includes:

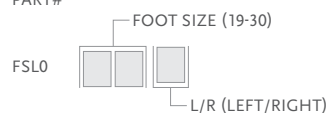
- Pump Blade
- Membrane
- Barb Fittings
- Check valves
- Mounting Screw
- Tube
- Loctite
- Tube clamp



COSMETIC FINISHING

FOOT COVER KIT, BEIGE AND BROWN*

PART#



Includes:

- Foot Cover Kit
- Foot Cover Attachment

*For Flex-Foot Assure with brown foot cover, add "BR" to the part#.



FLEX-FOOT ASSURE®

COSMETIC FINISHING

FLEX-FOOT SOCKS

Used to cover the composite foot module to protect the foot and eliminate noise between foot module and foot shell.

Part#	Description	Size	Color
FCX63022	FF Sock Small 1 pc	19-25	Black
FCX63025	FF Sock Large 1 pc	26-30	Black
FCX63022-15	FF Sock Small 15 pcs	22-25	Black
FCX63026-15	FF Sock Large 15 pcs	26-30	Black



PROPRIO FOOT®



UNITY
COMPATIBLE

Proprio Foot is an adaptive microprocessor-controlled ankle for low to moderately active people with an amputation, designed to improve safety by increasing toe clearance in swing phase and adapting to changing terrain. Proprio Foot is fully waterproof in salt and fresh water (excluding chlorinated water). Proprio Foot redefines what is expected from a microprocessor-controlled ankle, truly delivering the freedom to move naturally with safety and stability. Let your patients experience a new level of mobility.

KEY FEATURES

- Increased toe clearance in swing
- Automatic terrain adaptation on level-ground, ramps and stairs
- Dynamic carbon foot blade with roll-over characteristics
- Relax-mode for comfortable sitting and chair-exit-mode for easier sit transfers
- Integrated battery
- Waterproof in salt and fresh water (excluding chlorinated water)
- Accompanying Össur Logic app for iOS devices provides:
 - Simple practitioner setup and adjustments, and printable user activity reports
 - User adjustable ankle alignment for changing footwear
 - Selection of user preferences and monitoring of step count and battery charge level



User Information	
Amputation Level:	Transfemoral and Transtibial
Impact Level:	Low to Moderate
Maximum Patient Weight:	125kg (275lbs)



SANDAL TOE



HEEL HEIGHT
ADJUSTABILITY



SPLIT TOE



ANATOMICAL
FOOT



WATERPROOF

Foot Information	
Categories:	1-8
Size:	22-30
Weight of Foot (Size 27, Cat. 5):	1.5 kg (3.3 lbs) incl. Foot Cover
Heel Height Adjustability:	Up to 50mm (2")
Build Height (Size 27, Cat. 5):	180 mm (7 1/16")

Unity System Information	
Unity Size:	25-30
Maximum Vacuum:	24inHg(610mmHg)
Normal Operating Pressure:	-15 to -23 inHg
Added System Weight:	Approximately 88g (0,19 lbs) w/ Pump, Socket Valve and Tube

PROPRIO FOOT®

ORDERING INFORMATION

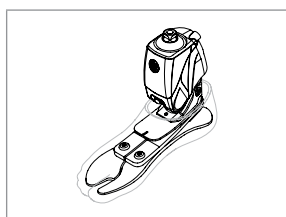
CATEGORY SELECTION GUIDE

Weight kg	45-52	53-59	60-68	69-77	78-88	89-100	101-116	117-125
Weight lbs	99-115	116-130	131-150	151-170	171-194	195-220	221-256	257-275
Low Impact Level	1	1	2	3	4	5	6	7
Moderate Impact Level	1	2	3	4	5	6	7	8

SELECTION CHART FOR PRODUCT VARIANTS

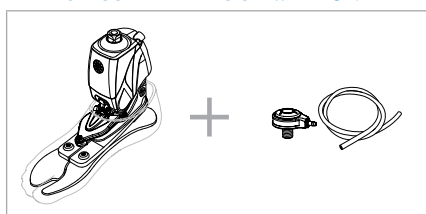
Category	1	2	3	4	5	6	7	8					
Size 22	FSF Foot Cover No Unity available					N/A							
Size 23													
Size 24													
Size 25	FST Foot Cover Unity available												
Size 26													
Size 27													
Size 28									N/A				
Size 29													
Size 30													

FOR COMPLETE FOOT



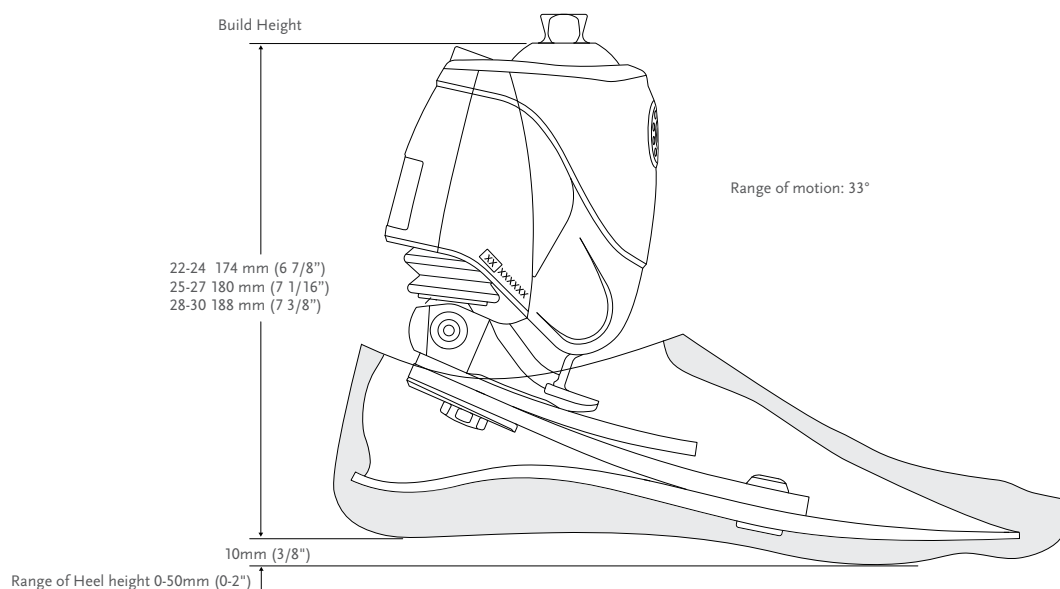
Unity can be ordered with Proprio Foot in sizes 25 and above. Please select the appropriate Unity Pump Module kit according to foot module size when placing an order and Unity will come preassembled on the foot. For extra convenience and system compatibility, Unity Valve Kits are highly recommended as a means of connecting to the socket.

FOR COMPLETE FOOT WITH UNITY



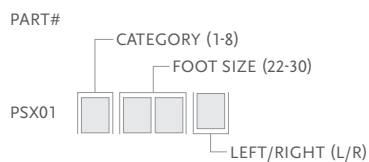
PROPRIO FOOT®

CLEARANCE



KITS

PROPRIO FOOT



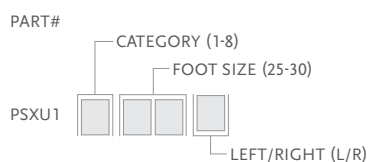
Includes:

- Removable Foot Cover with Black Spectra Sock*
- Power Supply w/Plug

*For Proprio Foot with brown foot cover add a "BR" suffix to the part number.

FOOT KITS WITH UNITY

PROPRIO FOOT WITH UNITY

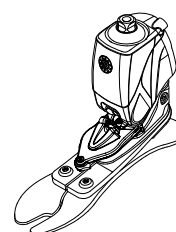


Includes:

- Removable Foot Cover with Black Spectra Sock*
- Unity Pump
- Power Supply w/Plug

*For Proprio Foot with brown foot cover add a "BR" suffix to the part number.

Note: Unity pump will come preassembled on the foot. Valve kit needs to be ordered separately.

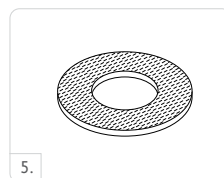
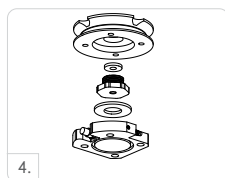
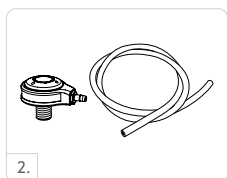


PROPRIO FOOT®

UNITY

UNITY KITS

Picture	Part#	Description	Applicable Foot Kits
1	UPS0530	Unity for Proprio Foot Small	Size 25-27 / Cat. 1-5
1	UPS0630	Unity for Proprio Foot Large	Size 25-27 / Cat. 6-8 & Size 28-30 / Cat. 1-8
2	UTT0001	Unity TT Valve Kit	All
3	UTF0001	Unity TF Valve Kit	All
4	L-544611	Icelock 544 Kit	All
5	UTT1103	Unity Valve Air Filter Pack (10 p.)	All



UNITY SPARE COMPONENTS

Part#	Description
UPS00024	Unity PSX components for all sizes

Includes:

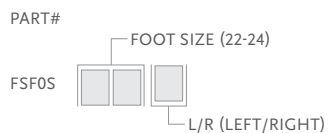
- Outlet Port
- Inlet Port
- Check Valves
- Unity Tube
- Unity Tube Clamp
- Loctite 243

PROPRIO FOOT®

REPLACEMENT PARTS

Please refer to "Selection Chart for Product Variants" table for selection of foot covers

FSF - FOOT COVER KIT, BEIGE AND BROWN*



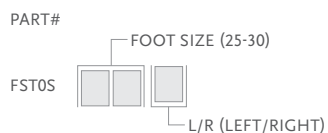
Includes:

- Foot Cover*
- Black Spectra Sock

*For brown foot cover please add a "BR" suffix to the part number.



FST - FOOT COVER KIT, BEIGE AND BROWN*



Includes:

- Foot Cover
- Foot Cover Attachment
- Black Spectra Sock

*For brown foot cover please add a "BR" suffix to the part number.



SPECTRA SOCKS

Used to cover the composite foot module to protect the foot and eliminate noise between foot module and foot shell.

Part#	Description	Size	Color
FCX64022	Spectra Sock Small 1 pc	22-25	Black
FCX64026	Spectra Sock Large 1 pc	26-30	Black



EXTENDED WARRANTY

PROPRIO FOOT KIT EXTENDED WARRANTY*

Part#	Description
PSXGE1Y	1 Year Extended Warranty (Incl. Service Check at 40 Months)
PSXGE2Y	Additional 2 Year Warranty (Incl. Service Check at 40 Months)
PSXGE3Y	Additional 3 Year Warranty (Incl. Service Check at 40 Months)
PSX1SC20M	20 Months Voluntary Service Check
PSX1SC40M	40 Months Mandatory Service Check
PSXSCAW	Voluntary after Warranty Service Check

* Initial Proprio Foot limited warranty period: 36 months. Extended warranty is available for purchase, contact Össur Customer Service for options and prices. Maximum total warranty period is 6 years, must be purchased while the product is under warranty.

PROPRIO FOOT®

ACCESSORIES

DUAL CHARGER KIT

The Dual Charger Kit is an optional kit that allows for simultaneous charging of any two combinations of Rheo Knee, Rheo Knee XC and Proprio Foot.

Part#	Description
CME10110	Power Supply and Cable Attachment



POWER SUPPLY

Part#	Description
CME50110	Power Supply



PRO-FLEX® TERRA



Pro-Flex Terra is a multi-blade prosthetic foot featuring an innovative pre-compressed top blade. It offers a truly unique combination of softness and flexibility associated with low-active feet, and powerful energy return associated with high-active feet.

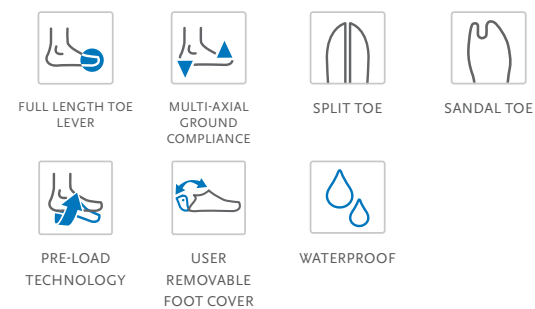
Pro-Flex Terra's features enable users to be in full command, regardless of speed. With a soft heel and quick adaptation to uneven grounds and slopes, its design and high range of motion combine softness and power allowing users to think beyond placing their next step.

With a new level of versatility, the Pro-Flex Terra is the trusted partner for working in the office, playing sports with your kids, or hiking with friends, giving great performance for diverse daily requirements. It fits with all clothing, from exercise and swimming gear to business suits.

An easy-to-use snap-on foot cover gives users the ability to quickly remove the cover for cleaning, whether it is after a trip to the beach, working in the garden, or wading through autumn leaves. A SandalFix accessory is available to allow users to securely wear open heel footwear, such as sandals, by securely attaching the heel of the foot cover to the sandal.



User information	
Amputation Level:	Transfemoral and Transtibial
Impact Level:	Low to High
Maximum Patient Weight:	166kg (365lbs)



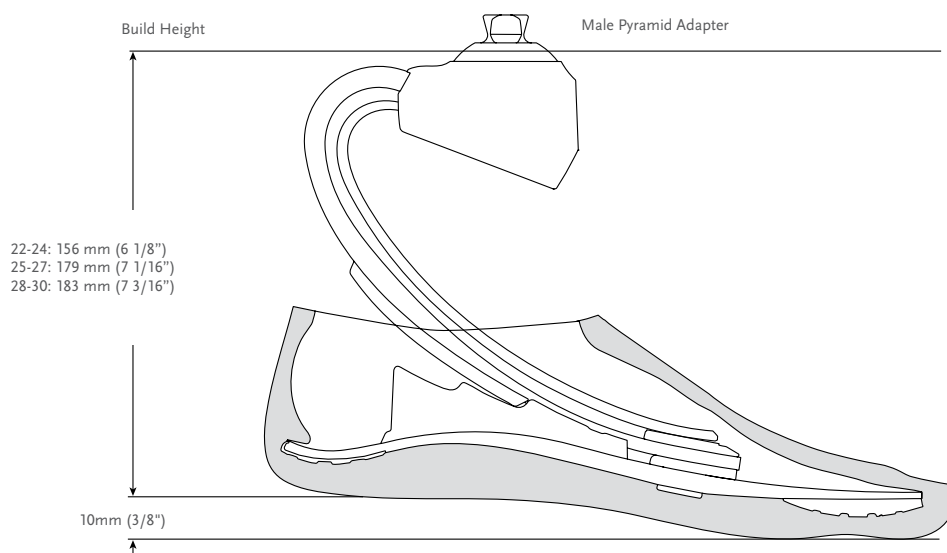
Foot information	
Categories:	1-9
Size:	22-30
Weight of Foot: (Size 27)	870g (1.9lbs) w/ Pyramid and Foot Cover
Build Height: (Size 27)	179mm (7 1/16") with Pyramid and Foot Cover
Heel Height:	10mm (3/8")
Adapter Options:	Male Pyramid

PRO-FLEX® TERRA

CATEGORY SELECTION CHART

Weight kg	45-52	53-59	60-68	69-77	78-88	89-100	101-116	117-130	131-147	148-166
Weight lbs	99-115	116-130	131-150	151-170	171-194	195-220	221-256	257-287	288-324	325-365
Low Impact Category										
Sizes 22-24	1	1	2	3	4	5	6	N/A	N/A	N/A
Sizes 25-27	1	1	2	3	4	5	6	7	8	9
Sizes 28-30	3	3	3	3	4	5	6	7	8	9
Moderate Impact Category										
Sizes 22-24	1	2	3	4	5	6	N/A	N/A	N/A	N/A
Sizes 25-27	1	2	3	4	5	6	7	8	9	N/A
Sizes 28-30	3	3	3	4	5	6	7	8	9	N/A
High Impact Category										
Sizes 22-24	2	3	4	5	6	N/A	N/A	N/A	N/A	N/A
Sizes 25-27	2	3	4	5	6	7	8	9	N/A	N/A
Sizes 28-30	3	3	4	5	6	7	8	9	N/A	N/A

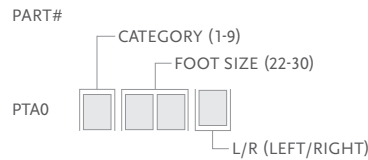
CLEARANCE



PRO-FLEX® TERRA

KITS

PRO-FLEX TERRA WITH MALE PYRAMID

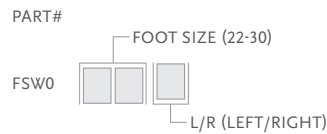


- Includes:
- Foot Module with male pyramid
 - User Removable Foot Cover*
 - Spectra Sock Thin
 - Heel Wedge Kit
 - SandalFix

*For Pro-Flex Terra with brown foot cover add a "BR" suffix to the part#. For Pro-Flex Terra with black foot cover add a "BL" suffix to the part#.

COSMETIC FINISHING

PRO-FLEX TERRA WATERPROOF FOOT COVER KIT, BEIGE, BROWN AND BLACK*



- Includes:
- Foot Cover*
 - Spectra Sock Thin

*For brown foot cover please add a "BR" suffix to the part number. For black foot cover add a "BL" suffix to the part#.

SPECTRA SOCKS THIN

Used to cover the composite foot module to protect the foot and eliminate noise between foot module and foot shell.

Part#	Description	Size	Color
FCX65022	Spectra Sock Thin - Small	22-25	Black
FCX65026	Spectra Sock Thin - Large	26-30	Black
FCX65022-15	Spectra Sock Thin - Small 15 pcs	22-25	Black
FCX65026-15	Spectra Sock Thin - Large 15 pcs	26-30	Black



PRO-FLEX® TERRA

PRO-FLEX TERRA HEEL WEDGES

For adjustment of heel stiffness.

Part#	Description	Size	Color
PTA50051	Heel Wedge Kit sizes 22-24	22-24	Black
PTA50052	Heel Wedge Kit sizes 25-27	25-27	Black
PTA50053	Heel Wedge Kit sizes 28-30	28-30	Black

Includes:

- Soft Heel Wedge (+)
- Medium Heel Wedge(++)
- Firm Heel Wedge (+++)



SANDALFIX

For secure attachment of open footwear to foot cover.

Part#	Description
FSW50011	SandalFix
FSW50013	SandalFix 3 pcs
FSW50015	SandalFix 10 pcs



PRO-FLEX® PIVOT



UNITY
COMPATIBLE

Combining an incredible 27° ankle motion and significantly greater ankle power than a conventional carbon fiber foot, Pro-Flex Pivot has been developed specifically to enhance protection of the sound side. It closely mimics regular biomechanics, delivering a proven 11% reduction in load on the contralateral limb. *

- 27° ankle motion
- Helps reduce load on contralateral limb by 11%
- Innovative pivot mechanism
- Aesthetically pleasing, anatomical foot cover

Össur recommends using Pro-Flex Pivot in conjunction with the sleeveless vacuum suspension system Unity®, which adds minimal weight and no extra build height, and does not interfere with Pro-Flex Pivot dynamics. Unity is designed to provide secure suspension in combination with Iceross Seal-In® technology, while stabilising volume fluctuations and maintaining comfortable socket fit throughout the day.



ÖSSUR FEET

User Information	
Amputation Level:	Transfemoral and Transtibial
Impact Level:	Low to Moderate
Maximum Patient Weight:	125 kg (275 lbs)

Unity System Information	
Maximum Vacuum:	24inHg(610mmHg)
Normal Operating Pressure:	-15inHg to -23inHg
Added System Weight:	75g (0,17lbs) w/ Pump, Socket Valve and Tube

Foot information	
Categories:	1-7
Sizes:	22-30
Weight of Foot: (Size 27, Cat. 5)	920g (2,02lbs) w/ Foot Cover
Build Height: (Size 27)	155mm (6 1/8")
Heel Height:	10mm (3/8")
Adapter Options:	Male Pyramid

WEATHERPROOF

ANATOMICAL FOOT

SANDAL TOE

PIVOT TECHNOLOGY

SPLIT TOE

ANKLE POWER

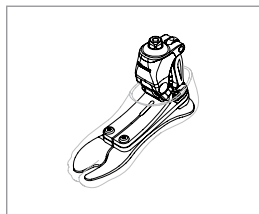
* Heitzmann DW, Salami F, De Asha AR, Block J, Putz C, Wolf SI, Alimusaj M. Benefits of an increased prosthetic ankle range of motion for individuals OR users with transfemoral and transtibial amputation walking with a new prosthetic foot. Gait & posture. 2018 Jul 1;64:174-80 .



PRO-FLEX® PIVOT

ORDERING INFORMATION

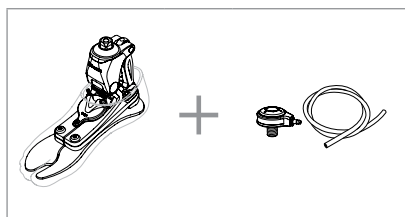
FOR COMPLETE FOOT



Please select the appropriate Unity Pump Module kit according to foot module size when placing an order and Unity will come preassembled on the foot. For extra convenience and system compatibility, Unity Valve Kits are highly recommended as a means of connecting to the socket.

For liner selection charts and item numbers please refer to the appropriate Iceross Seal-In page.

FOR COMPLETE FOOT WITH UNITY

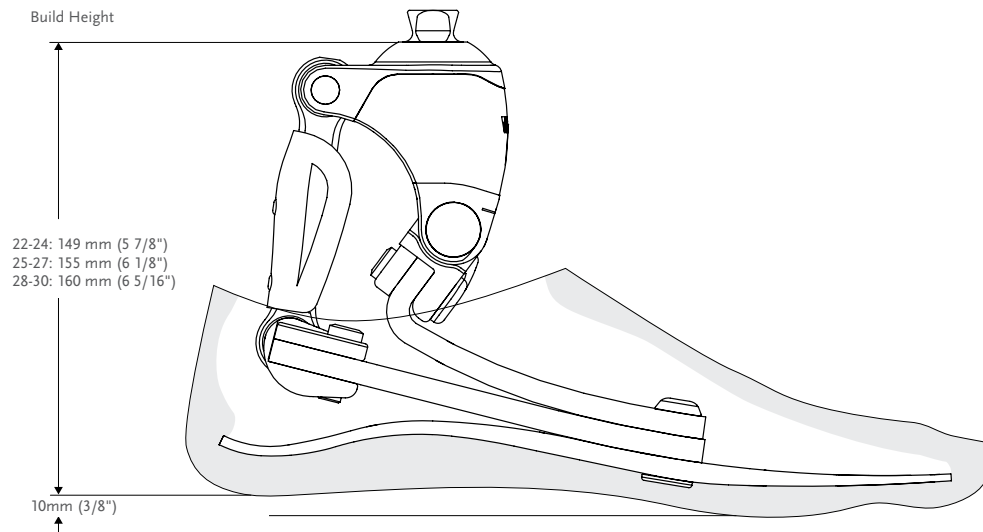


CATEGORY SELECTION CHART

Weight kg	45-52	53-59	60-68	69-77	78-88	89-100	101-116	117-125
Weight lbs	99-115	116-130	131-150	151-170	171-194	195-220	221-256	257-275
Low Impact Category								
Sizes 22	1	1	2	3	4	N/A	N/A	N/A
Sizes 23-24	1	1	2	3	4	5	N/A	N/A
Sizes 25-26	2	2	2	3	4	5	6	7
Sizes 27-28	N/A	N/A	N/A	3	4	5	6	7
Sizes 29-30	N/A	N/A	N/A	N/A	4	5	6	7
Moderate Impact Category								
Sizes 22	1	2	3	4	N/A	N/A	N/A	N/A
Sizes 23-24	1	2	3	4	5	N/A	N/A	N/A
Sizes 25-26	2	2	3	4	5	6	7	N/A
Sizes 27-28	N/A	N/A	3	4	5	6	7	N/A
Sizes 29-30	N/A	N/A	N/A	4	5	6	7	N/A

PRO-FLEX® PIVOT

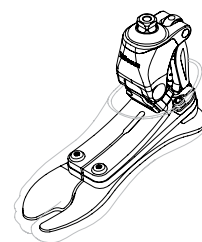
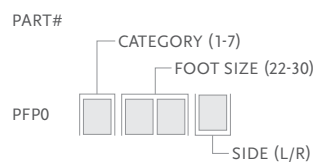
CLEARANCE



*Note: Pro-Flex Pivot with Unity has the same build height as Pro-Flex Pivot.

KITS

PRO-FLEX PIVOT



Includes:

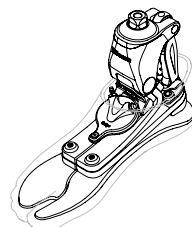
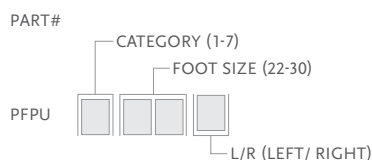
- Foot Module
- Removable Foot Cover* with a black Spectra Sock

*For Pro-Flex Pivot with brown foot cover add a "BR" suffix to the part#.

PRO-FLEX® PIVOT

FOOT KITS WITH UNITY

PRO-FLEX PIVOT AND UNITY PUMP



Includes:

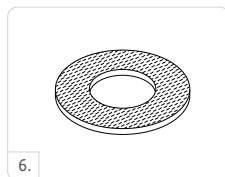
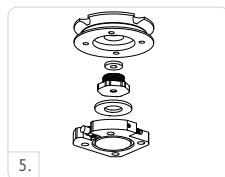
- Foot Module
- Removable Foot Cover* with a black Spectra Sock
- Unity Pump

*For Pro-Flex Pivot with brown foot cover add a "BR" suffix to the part#

Note: Unity pump will come preassembled on the foot. Valve kit needs to be ordered separately.

UNITY

Picture	Part#	Description	Applicable Foot Kits
1	UPF0001	PFP Unity Pump S22-30	Pro-Flex Pivot Size 22-30
2	UTT0001	Unity TT Valve Kit	All
3	UTF0001	Unity TF Valve Kit	All
4	UTF0006	Unity TF Tube Kit	All
5	L-5446XX	Icelock 544 Kit	All
6	UTT1103	Unity Valve Air Filter Pack (10 p.)	All



UNITY SPARE COMPONENTS

Part#	Description
UPF00011	Unity PFP Components 22-30

Includes:

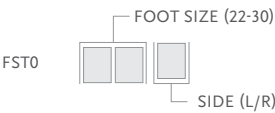
- Outlet Port
- Inlet Port
- Check Valves
- Unity Tube
- Unity Tube Clamp
- Loctite 243

PRO-FLEX® PIVOT

COSMETIC FINISHING

FOOT COVER KIT, BEIGE AND BROWN*

PART#



- Includes:
- Foot Cover
 - Foot Cover Attachment
 - Black Spectra Sock

*For brown foot cover please add a "BR" suffix to the part number.

FLEX-FOOT SOCKS

Used to cover the composite foot module to protect the foot and eliminate noise between foot module and foot shell.

Part#	Description	Size	Color
FCX63022	FF Sock Small 1 pc	22-25	Black
FCX63025	FF Sock Large 1 pc	26-30	Black
FCX63022-15	FF Sock Small 15 pcs	22-25	Black
FCX63026-15	FF Sock Large 15 pcs	26-30	Black



PRO-FLEX® XC



UNITY
COMPATIBLE

Pro-Flex XC has been developed to comfortably accommodate the relatively active user, who enjoys hiking and jogging, as well as level-ground walking. Comes with an aesthetically pleasing, anatomical foot cover and integrated male pyramid.

Pro-Flex XC is rated Waterproof, which means it is fully resistant to both chlorine and salt water submersion.

Unity for Pro-Flex XC is available either pre-fit with a new foot or as a retrofit option. Used in combination with Iceross® Seal-In® liners, Unity provides advanced vacuum suspension for the socket during ambulation, without the constraints of an external sleeve. It adds minimal weight to the existing prosthesis and its simple mechanical design means there are no batteries to worry about. Reliable, effective and easy to use, it is designed to improve balance and prevent skin problems.



User information	
Amputation Level:	Transfemoral and Transtibial
Impact Level:	Low to High
Maximum Patient Weight:	166kg (365lbs)



ACTIVE TIBIAL
PROGRESSION



SPLIT TOE



SANDAL TOE



ANATOMICAL
FOOT



WATERPROOF

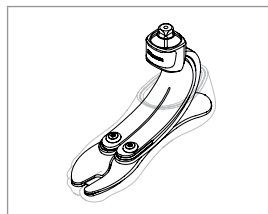
Foot information	
Categories:	1-9
Size:	22-30
Weight of Foot: (Size 27)	772g (1,70 lbs) w/ Foot Cover and Sock
Build Height: (Size 27)	155mm (6 1/8") w/ Male Pyramid and Foot Cover
Heel Height:	10mm (3/8")
Adapter Options:	Male Pyramid

Unity System Information	
Maximum Vacuum:	24inHg(610mmHg)
Normal Operating Pressure:	-15inHg to -23inHg
Added System Weight:	97g (0,21 lbs) w/ Pump, Socket Valve and Tube

PRO-FLEX® XC

ORDERING INFORMATION

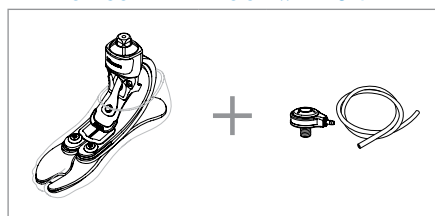
FOR COMPLETE FOOT



Please select the appropriate Unity Pump Module kit according to foot module size when placing an order and Unity will come preassembled on the foot. For extra convenience and system compatibility, Unity Valve Kits are highly recommended as a means of connecting to the socket.

For liner selection charts and item numbers please refer to the appropriate Iceross Seal-In page.

FOR COMPLETE FOOT WITH UNITY

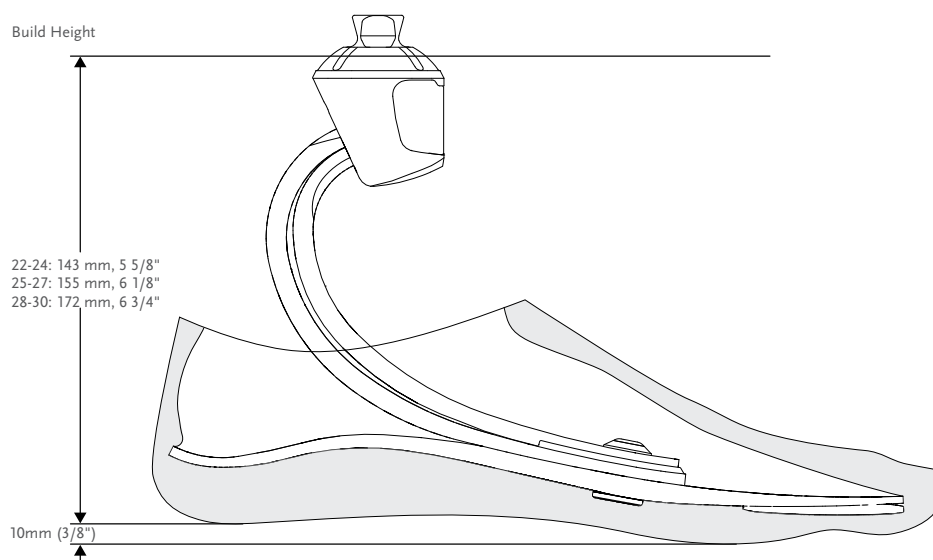


CATEGORY SELECTION CHART

Weight kg	45-52	53-59	60-68	69-77	78-88	89-100	101-116	117-130	131-147	148-166
Weight lbs	99-115	116-130	131-150	151-170	171-194	195-220	221-256	257-287	288-324	325-365
Low Impact Category										
Sizes 22-24	1	1	2	3	4	5	6	N/A	N/A	N/A
Sizes 25-27	1	1	2	3	4	5	6	7	8	9
Sizes 28-30	3	3	3	3	4	5	6	7	8	9
Moderate Impact Category										
Sizes 22-24	1	2	3	4	5	6	N/A	N/A	N/A	N/A
Sizes 25-27	1	2	3	4	5	6	7	8	9	N/A
Sizes 28-30	3	3	3	4	5	6	7	8	9	N/A
High Impact Category										
Sizes 22-24	2	3	4	5	6	N/A	N/A	N/A	N/A	N/A
Sizes 25-27	2	3	4	5	6	7	8	9	N/A	N/A
Sizes 28-30	3	3	4	5	6	7	8	9	N/A	N/A

PRO-FLEX® XC

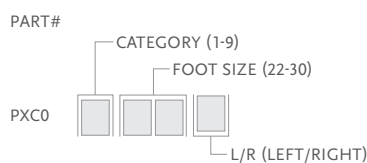
CLEARANCE



*Note: Pro-Flex XC with Unity has the same build height as Pro-Flex XC.

KITS

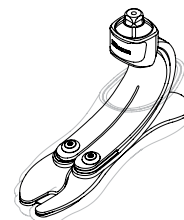
PRO-FLEX XC WITH MALE PYRAMID



Includes:

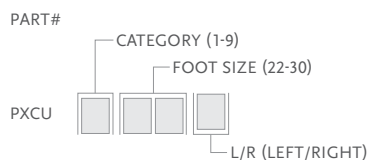
- Foot Module
- Removable Foot Cover* with a black Spectra Sock

*For Pro-Flex XC with brown foot cover add a "BR" suffix to the part#.



FOOT KITS WITH UNITY

PRO-FLEX XC WITH MALE PYRAMID AND UNITY PUMP

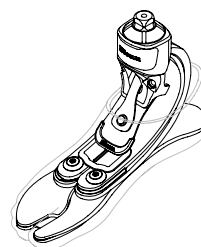


Includes:

- Foot Module
- Removable Foot Cover* with a black Spectra Sock
- Unity Pump

*For Pro-Flex XC with brown foot cover add a "BR" suffix to the part#.

Note: Unity pump will come preassembled on the foot. Valve kit needs to be ordered separately.

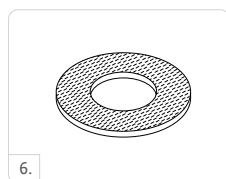
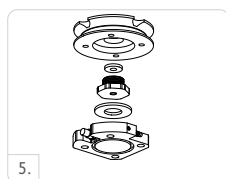


PRO-FLEX® XC

UNITY

UNITY KITS

Picture	Part#	Description	Applicable Foot Kits
1	UPC0024	PXC Unity pump S22-24	Pro-Flex XC Size 22-24
1	UPC0027	PXC Unity pump S25-27	Pro-Flex XC Size 25-27
1	UPC0030	PXC Unity pump S28-30	Pro-Flex XC Size 28-30
2	UTT0001	Unity TT Valve Kit	All
3	UTF0001	Unity TF Valve Kit	All
4	UTF0006	Unity TF Tube Kit	All
5	L-544611	Icelock 544 Kit Unity	All
6	UTT1103	Unity Valve Air Filter Pack (10 p.)	All



UNITY SPARE COMPONENTS

Part#	Description
UPC00021	Unity PXC components for all sizes

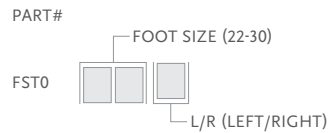
Includes:

- Outlet Port
- Inlet Port
- Check Valves
- Unity Tube
- Unity Tube Clamp
- Loctite 243

PRO-FLEX® XC

COSMETIC FINISHING

FOOT COVER KIT, BEIGE AND BROWN*



- Includes:
- Foot Cover*
 - Foot Cover Attachment
 - Black Spectra Sock

*For brown foot cover please add a "BR" suffix to the part number.

FLEX-FOOT SOCKS

Used to cover the composite foot module to protect the foot and eliminate noise between foot module and foot shell.

Part#	Description	Size	Color
FCX63022	FF Sock Small 1 pc	22-25	Black
FCX63025	FF Sock Large 1 pc	26-30	Black
FCX63022-15	FF Sock Small 15 pcs	22-25	Black
FCX63026-15	FF Sock Large 15 pcs	26-30	Black



PRO-FLEX® XC TORSION

UNITY®
COMPATIBLE



Pro-Flex XC has been developed to comfortably support the active user who enjoys hiking and jogging, as well as level-ground walking.

Pro-Flex XC Torsion combines the Pro-Flex XC features of energy return and smooth roll-over, with valuable shock absorption and rotational capabilities. The sole blade offers a effective full-length toe, and a wider foot blade than traditional feet.

The foot is designed for active users who want to use a single, lightweight foot for their normal daily life, as well as a range of higher impact activities.

Less load and more dynamics means that amputees can enjoy greater comfort in a wide range of activities. The well-designed and lightweight anatomical foot cover features a steady-grip sole for barefoot stability on wet or slick surfaces, and a sandal-clamping toe for a range of footwear including flip flops.

Össur recommends using Pro-Flex XC Torsion together with the Unity sleeveless vacuum suspension system. This adds minimal weight, no extra build height, and does not interfere with the Pro-Flex XC Torsion dynamics. Unity is designed to provide secure suspension in combination with Iceross Seal-In® technology, while stabilising volume fluctuations and maintaining comfortable socket fit throughout the day.



User information

Amputation Level:	Transfemoral and Transtibial
Impact Level:	Low to High
Maximum Patient Weight:	147kg (324lbs)



ACTIVE TIBIAL
PROGRESSION



VERTICAL SHOCK
PYLON



ROTATION



SPLIT TOE



SANDAL TOE



WEATHERPROOF



ANATOMICAL
FOOT

Foot information

Categories:	1-8
Size:	22-30
Weight of Foot: (Size 27, cat5)	1035 g (2,28 lbs) w/ Foot Cover and Sock
Build Height: (Size 27)	222mm (8 3/4") w/ Male Pyramid and Foot Cover
Heel Height:	10mm (3/8")
Adapter Options:	Male Pyramid

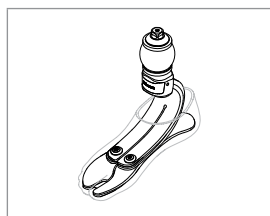
Unity System Information

Maximum Vacuum:	24inHg(610mmHg)
Normal Operating Pressure:	-15inHg to -23inHg
Added System Weight:	91 g (0,20 lbs) w/ Pump, Socket Valve and Tube

PRO-FLEX® XC TORSION

ORDERING INFORMATION

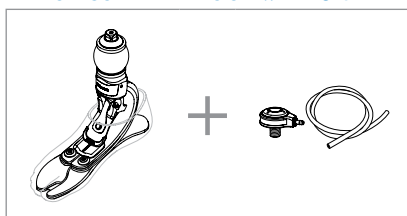
FOR COMPLETE FOOT



Please select the appropriate Unity Pump Module kit according to foot module size when placing an order and Unity will come preassembled on the foot. For extra convenience and system compatibility, Unity Valve Kits are highly recommended as a means of connecting to the socket.

For liner selection charts and item numbers please refer to the appropriate Iceross Seal-In page.

FOR COMPLETE FOOT WITH UNITY

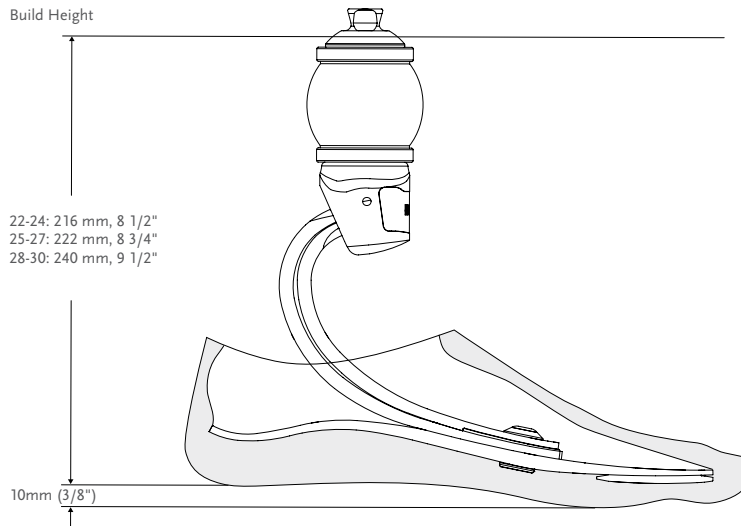


CATEGORY SELECTION CHART

Weight kg	45-52	53-59	60-68	69-77	78-88	89-100	101-116	117-130	131-147
Weight lbs	99-115	116-130	131-150	151-170	171-194	195-220	222-256	257-287	288-324
Low Impact Category									
Size 22-24	1	1	2	3	4	5	6	N/A	N/A
Size 25-27	1	1	2	3	4	5	6	7	8
Size 28-30	3	3	3	3	4	5	6	7	8
Moderate Impact Category									
Size 22-24	1	2	3	4	5	6	N/A	N/A	N/A
Size 25-27	1	2	3	4	5	6	7	8	N/A
Size 28-30	3	3	3	4	5	6	7	8	N/A
High Impact Category									
Size 22-24	2	3	4	5	6	N/A	N/A	N/A	N/A
Size 25-27	2	3	4	5	6	7	8	N/A	N/A
Size 28-30	3	3	4	5	6	7	8	N/A	N/A

PRO-FLEX® XC TORSION

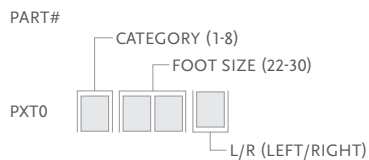
CLEARANCE



*Note: Pro-Flex XC Torsion with Unity has the same build height as Pro-Flex XC Torsion.

KITS

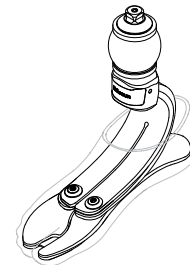
PRO-FLEX XC TORSION WITH MALE PYRAMID



Includes:

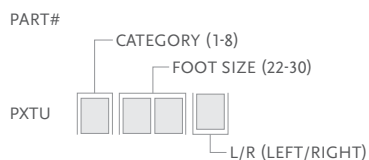
- Foot Module
- Removable Foot Cover* with a black Spectra Sock

*When ordering brown covers, add "BR" to the end of the part number.



FOOT KITS WITH UNITY

PRO-FLEX XC TORSION WITH MALE PYRAMID AND UNITY PUMP

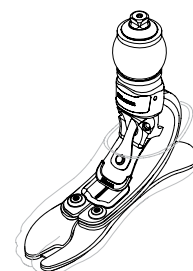


Includes:

- Foot Module
- Unity Pump
- Removable Foot Cover* with a black Spectra Sock

*For Pro-Flex XC with brown foot cover add a "BR" suffix to the part#.

Note: Unity pump will come preassembled on the foot. Valve kit needs to be ordered separately.

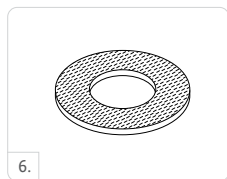
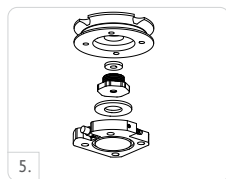


PRO-FLEX® XC TORSION

FOOT KITS WITH UNITY

UNITY KITS

Picture	Part#	Description	Applicable Foot Kits
1	UPC0024	PXC Unity pump S22-24	Pro-flex XC/ XC Torsion 22-24
1	UPC0027	PXC Unity pump S25-27	Pro-flex XC/ XC Torsion 25-27
1	UPC0030	PXC Unity pump S28-30	Pro-flex XC/ XC Torsion 28-30
2	UTT0001	Unity TT Valve Kit	All
3	UTF0001	Unity TF Valve Kit	All
4	UTF0006	Unity TF Tube Kit	All
5	L-544611	Icelock 544 Kit Unity	All
6	UTT1103	Unity Valve Air Filter Pack (10 p.)	All



UNITY SPARE COMPONENTS

Part#	Description
UPC00021	Unity PXC components for all sizes

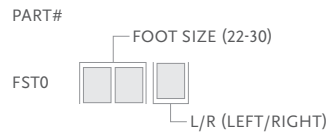
Includes:

- Outlet Port
- Inlet Port
- Check Valves
- Unity Tube
- Unity Tube Clamp
- Loctite 243

PRO-FLEX® XC TORSION

COSMETIC FINISHING

FOOT COVER KIT, BEIGE AND BROWN*



- Includes:
- Foot Cover*
 - Foot Cover Attachment
 - Black Spectra Sock

*Note: Please specify when ordering brown covers, add "BR" to the part#.

FLEX-FOOT SOCKS

Used to cover the composite foot module to protect the foot and eliminate noise between foot module and foot shell.

Part#	Description	Size	Color
FCX63022	FF Sock Small 1 pc	22-25	Black
FCX63025	FF Sock Large 1 pc	26-30	Black
FCX63022-15	FF Sock Small 15 pcs	22-25	Black
FCX63026-15	FF Sock Large 15 pcs	26-30	Black



PRO-FLEX® ST



UNITY
COMPATIBLE

Pro-Flex ST is designed for low to high active users looking for flexibility and confidence to face everyday life activities. This versatile prosthetic foot provides a smooth rollover and controlled push off.

Pro-Flex ST makes it easy to go through the full stride on different terrains thanks to its multifunctional design, combining dynamics and ground compliance. As with all Pro-Flex devices, it features our proprietary three-blade design with a full effective toe lever and an anatomical split toe.

Pro-Flex ST contributes to a more fluid and natural progression from heel strike to toe off than a conventional energy storing and return foot. It has a sleek profile and comes with an aesthetically pleasing, anatomical foot cover and integrated male pyramid. Pro-Flex ST is rated waterproof, which means that it is fully resistant to both chlorine and saltwater submersion.



User information	
Amputation Level:	Transfemoral and Transtibial
Impact Level:	Low to High
Maximum Patient Weight:	166kg (365lbs)



ACTIVE TIBIAL
PROGRESSION



SPLIT TOE



SANDAL TOE



ANATOMICAL
FOOT



WATERPROOF

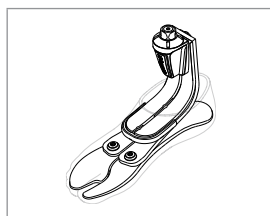
Foot information	
Categories:	1-9
Size:	22-30
Weight of Foot: (Size 27)	756g (1.67lbs) w/ Pyramid and Foot Cover
Build Height: (Size 27)	160mm (6 19/64") with Pyramid and Foot Cover
Heel Height:	10mm (3/8")
Adapter Options:	Male Pyramid

Unity System Information	
Maximum Vacuum:	24inHg(610mmHg)
Normal Operating Pressure:	-15 to -23 inHg
Added System Weight:	145g (0.32lbs) w/ Pump, Socket Valve and Tube

PRO-FLEX® ST

ORDERING INFORMATION

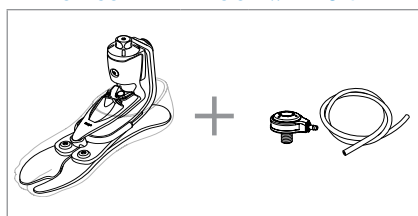
FOR COMPLETE FOOT



Please select the appropriate Unity Pump Module kit according to foot module size when placing an order and Unity will come preassembled on the foot. For extra convenience and system compatibility, Unity Valve Kits are highly recommended as a means of connecting to the socket.

For liner selection charts and item numbers please refer to the appropriate Icross Seal-In page.

FOR COMPLETE FOOT WITH UNITY

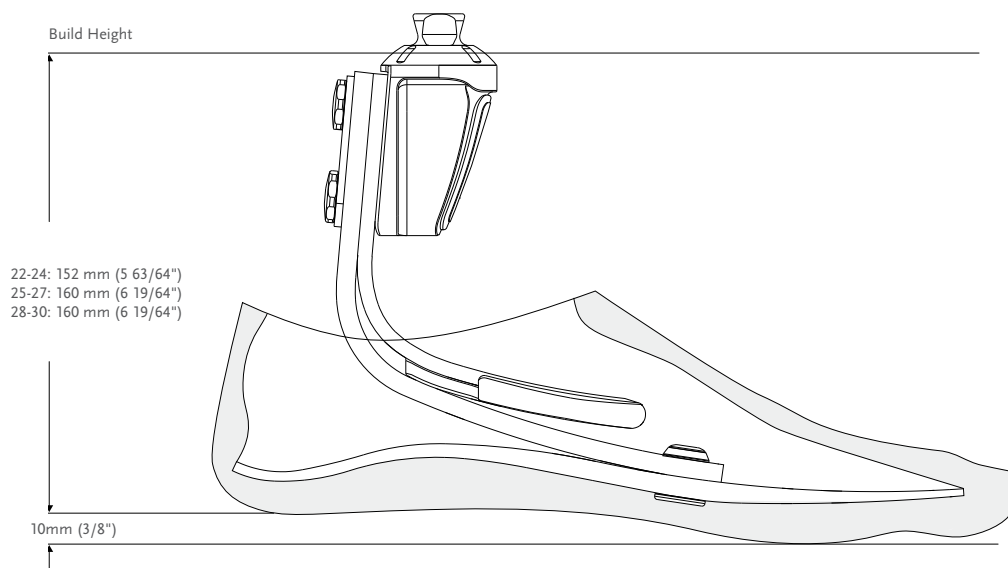


CATEGORY SELECTION CHART

Weight kg	45-52	53-59	60-68	69-77	78-88	89-100	101-116	117-130	131-147	148-166
Weight lbs	99-115	116-130	131-150	151-170	171-194	195-220	221-256	257-287	288-324	325-365
Low Impact Category										
Sizes 22-24	1	1	2	3	4	5	6	N/A	N/A	N/A
Sizes 25-27	1	1	2	3	4	5	6	7	8	9
Sizes 28-30	3	3	3	3	4	5	6	7	8	9
Moderate Impact Category										
Sizes 22-24	1	2	3	4	5	6	N/A	N/A	N/A	N/A
Sizes 25-27	1	2	3	4	5	6	7	8	9	N/A
Sizes 28-30	3	3	3	4	5	6	7	8	9	N/A
High Impact Category										
Sizes 22-24	2	3	4	5	6	N/A	N/A	N/A	N/A	N/A
Sizes 25-27	2	3	4	5	6	7	8	9	N/A	N/A
Sizes 28-30	3	3	4	5	6	7	8	9	N/A	N/A

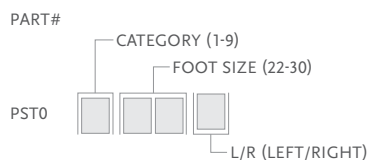
PRO-FLEX® ST

CLEARANCE



KITS

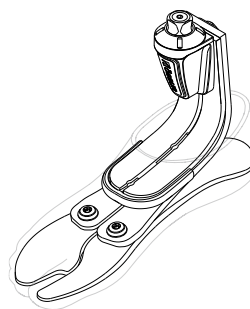
PRO-FLEX ST WITH MALE PYRAMID



Includes:

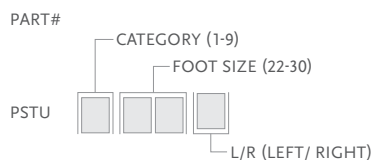
- Foot Module with male pyramid
- Removable Foot Cover* with black Spectra Sock.

*For Pro-Flex ST with brown foot cover add a "BR" suffix to the part#.



FOOT KITS WITH UNITY

PRO-FLEX ST WITH MALE PYRAMID AND UNITY PUMP

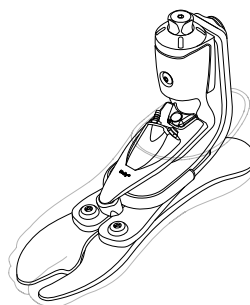


Includes:

- Foot Module
- Removable Foot Cover* with a black Spectra Sock
- Unity Pump

*For Pro-Flex ST with brown foot cover add a "BR" suffix to the part#

Note: Unity pump will come preassembled on the foot. Valve kit needs to be ordered separately.

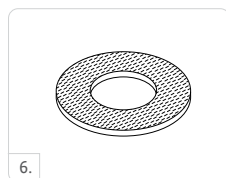
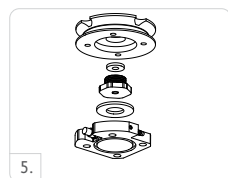


PRO-FLEX® ST

UNITY

UNITY KITS

Picture	Part#	Description	Applicable Foot Kits
1	UPT0124	PST Unity Pump Size 22-24 / Cat 1	Pro-Flex ST Size 22-24, Cat 1
1	UPT0024	PST Unity Pump Size 22-24 / Cat 2-6	Pro-Flex ST Size 22-24, Cat 2-6
1	UPT0427	PST Unity Pump Size 25-27 / Cat 1-4	Pro-Flex ST Size 25-27, Cat 1-4
1	UPT0027	PST Unity Pump Size 25-27 / Cat 5-9	Pro-Flex ST Size 25-27, Cat 5-9
1	UPT0030	PST Unity Pump Size 28-30	Pro-Flex ST Size 28-30
2	UTT0001	Unity TT Valve Kit	All
3	UTF0001	Unity TF Valve Kit	All
4	UTF0006	Unity TF Tube Kit	All
5	L-5446XX	Icelock 544 Kit Unity	All
6	UTT1103	Unity Valve Air Filter Pack (10 p.)	All



UNITY SPARE COMPONENTS

Part#	Description
UPT00021	Unity PST components for all sizes

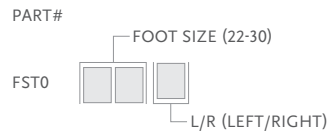
Includes:

- Outlet Port
- Inlet Port
- Check Valves
- Unity Tube
- Unity Tube Clamp
- Loctite 243

PRO-FLEX® ST

COSMETIC FINISHING

FOOT COVER KIT, BEIGE AND BROWN*



- Includes:
- Foot Cover*
 - Foot Cover Attachment
 - Black Spectra Sock

*For brown foot cover please add a "BR" suffix to the part number.

FLEX-FOOT SOCKS

Used to cover the composite foot module to protect the foot and eliminate noise between foot module and foot shell.

Part#	Description	Size	Color
FCX63022	FF Sock Small 1 pc	22-25	Black
FCX63025	FF Sock Large 1 pc	26-30	Black
FCX63022-15	FF Sock Small 15 pcs	22-25	Black
FCX63026-15	FF Sock Large 15 pcs	26-30	Black



PRO-FLEX® MODULAR



Pro-Flex Modular is a lightweight shank height adjustable prosthetic foot, minimising the need for additional components between the socket and foot. It is designed for low to high active users looking for flexibility and confidence to face everyday life activities.

This versatile J-shaped prosthetic foot provides a smooth rollover and controlled push off. Pro-Flex Modular makes it easy to go through the full stride on different terrains thanks to its multifunctional design, combining dynamics and ground compliance.

As with all Pro-Flex devices, it features our proprietary three-blade design with a full effective toe lever and an anatomical split toe. Pro-Flex Modular contributes to a more fluid and natural progression from heel strike to toe off than a conventional energy storing and return foot. It has a sleek profile and comes with an aesthetically pleasing, anatomical footcover and a separate male pyramid. Pro-Flex Modular is rated waterproof, which means it is fully resistant to both chlorine and saltwater submersion. An alignment drill guide is available for easy setup.



User information	
Amputation Level:	Transfemoral and Transtibial
Impact Level:	Low to High
Maximum Patient Weight:	166kg (365lbs)

ACTIVE TIBIAL PROGRESSION

SPLIT TOE

SANDAL TOE

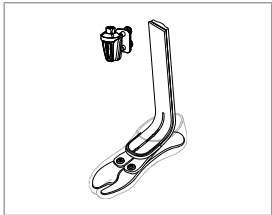
ANATOMICAL FOOT

WATERPROOF

Foot information	
Categories:	1-9
Size:	22-30
Weight of Foot: (Size 27)	910g (2.0lbs) w/ Pyramid and Foot Cover
Build Height: (Size 27)	168mm (6 39/64") to 327mm (12 7/8") with Pyramid and Foot Cover
Heel Height:	10mm (3/8")
Adapter Options:	Male Pyramid

ORDERING INFORMATION

FOR COMPLETE FOOT

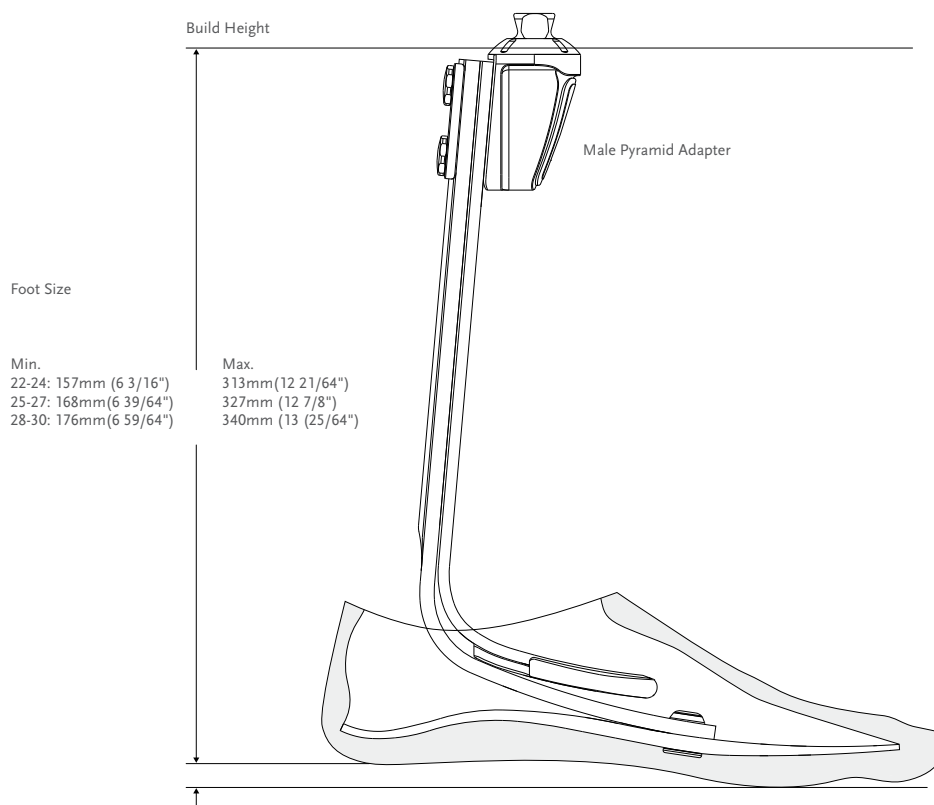


PRO-FLEX® MODULAR

CATEGORY SELECTION CHART

Weight kg	45-52	53-59	60-68	69-77	78-88	89-100	101-116	117-130	131-147	148-166
Weight lbs	99-115	116-130	131-150	151-170	171-194	195-220	221-256	257-287	288-324	325-365
Low Impact Category										
Sizes 22-24	1	1	2	3	4	5	6	N/A	N/A	N/A
Sizes 25-27	1	1	2	3	4	5	6	7	8	9
Sizes 28-30	3	3	3	3	4	5	6	7	8	9
Moderate Impact Category										
Sizes 22-24	1	2	3	4	5	6	N/A	N/A	N/A	N/A
Sizes 25-27	1	2	3	4	5	6	7	8	9	N/A
Sizes 28-30	3	3	3	4	5	6	7	8	9	N/A
High Impact Category										
Sizes 22-24	2	3	4	5	6	N/A	N/A	N/A	N/A	N/A
Sizes 25-27	2	3	4	5	6	7	8	9	N/A	N/A
Sizes 28-30	3	3	4	5	6	7	8	9	N/A	N/A

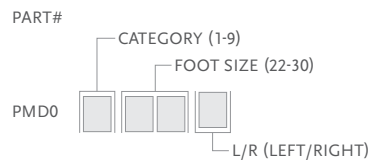
CLEARANCE



PRO-FLEX® MODULAR

KITS

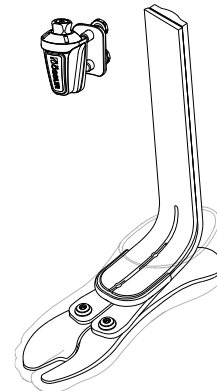
PRO-FLEX MODULAR WITH MALE PYRAMID



Includes:

- Foot Module
- Male Pyramid
- Removable Foot Cover with black Spectra sock.

*For Pro-Flex Modular with brown foot cover add a "BR" suffix to the part#.

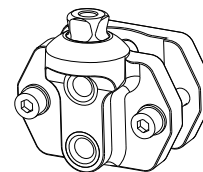


STANDARD ADAPTERS

PRO-FLEX MODULAR ALIGNMENT ADAPTER

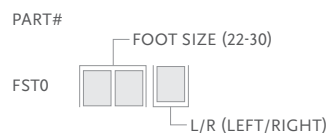
Makes aligning and drilling for pyramid quick and easy.

Part#	Weight	
PMD50002	396g	0.87 lbs



COSMETIC FINISHING

FOOT COVER KIT, BEIGE AND BROWN*



Includes:

- Foot Cover*
- Foot Cover Attachment
- Black Spectra Sock

*For brown foot cover please add a "BR" suffix to the part number.



FLEX-FOOT SOCKS

Used to cover the composite foot module to protect the foot and eliminate noise between foot module and foot shell.

Part#	Description	Size	Color
FCX63022	FF Sock Small 1 pc	22-25	Black
FCX63025	FF Sock Large 1 pc	26-30	Black
FCX63022-15	FF Sock Small 15 pcs	22-25	Black
FCX63026-15	FF Sock Large 15 pcs	26-30	Black



PRO-FLEX® LP



UNITY
COMPATIBLE

A good level of ankle power, energy return and overall dynamics has often eluded people with longer residual limbs. Pro-Flex LP has been specially designed to counter those issues and to provide smooth rollover.

Pro-Flex LP offers a high degree of ankle motion and a significant improvement on conventional low profile carbon fiber feet. It also incorporates a full-effective toe length and new 'reverse tapered' technology, allowing for greater dorsi-flexion.

The well-designed and lightweight anatomical foot cover features a steady-grip sole for barefoot stability on wet or slick surfaces and a sandal-clamping toe for a range of footwear including flipflops.

Össur recommends using Pro-Flex LP in conjunction with the sleeveless vacuum suspension system Unity, which adds minimal weight and no extra build height, and does not interfere with Pro-Flex LP dynamics. Unity is designed to provide secure suspension in combination with Iceross Seal-In® technology, while stabilising volume fluctuations and maintaining comfortable socket fit throughout the day.



User information	
Amputation Level:	Transfemoral and Transtibial
Impact Level:	Low to High
Maximum Patient Weight:	166 kg (365 lbs)



ANATOMICAL
FOOT



SPLIT TOE



SANDAL TOE



WATERPROOF

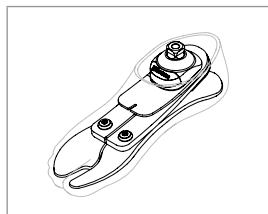
Foot information	
Categories:	1-9
Size:	22-30
Weight of Foot: (Size 27)	690 g (1,5 lbs) w/ Foot Cover and Sock
Build Height: (Size 27)	73 mm (2,7/8") w/ Male Pyramid and Foot Cover
Heel Height:	10 mm (3/8")
Adapter Options:	Male Pyramid

Unity System Information	
Maximum Vacuum:	24inHg(610mmHg)
Normal Operating Pressure:	-15 to -23 inHg
Added System Weight:	82 g (0,18 lbs) w/ Pump, Socket Valve and Tube

PRO-FLEX® LP

ORDERING INFORMATION

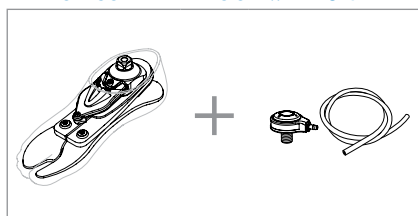
FOR COMPLETE FOOT



Please select the appropriate Unity Pump Module kit according to foot module size when placing an order and Unity will come preassembled on the foot. For extra convenience and system compatibility, Unity Valve Kits are highly recommended as a means of connecting to the socket.

For liner selection charts and item numbers please refer to the appropriate Iceross Seal-In page.

FOR COMPLETE FOOT WITH UNITY

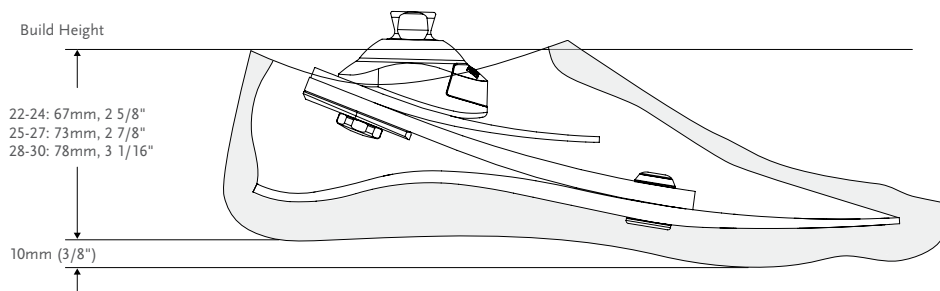


CATEGORY SELECTION CHART

Weight kg	45-52	53-59	60-68	69-77	78-88	89-100	101-116	117-130	131-147	148-166
Weight lbs	99-115	116-130	131-150	151-170	171-194	195-220	221-256	257-287	288-324	325-365
Low Impact Category										
Sizes 22-24	1	1	2	3	4	5	N/A	N/A	N/A	N/A
Sizes 25-27	1	1	2	3	4	5	6	7	8	9
Sizes 28-30	3	3	3	3	4	5	6	7	8	9
Moderate Impact Category										
Sizes 22-24	1	2	3	4	5	N/A	N/A	N/A	N/A	N/A
Sizes 25-27	1	2	3	4	5	6	7	8	9	N/A
Sizes 28-30	3	3	3	4	5	6	7	8	9	N/A
High Impact Category										
Sizes 22-24	2	3	4	5	N/A	N/A	N/A	N/A	N/A	N/A
Sizes 25-27	2	3	4	5	6	7	8	9	N/A	N/A
Sizes 28-30	3	3	4	5	6	7	8	9	N/A	N/A

PRO-FLEX® LP

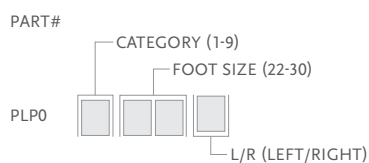
CLEARANCE



*Note: Pro-Flex LP with Unity has the same build height as Pro-Flex LP.

KITS

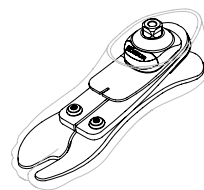
PRO-FLEX LP WITH MALE PYRAMID



Includes:

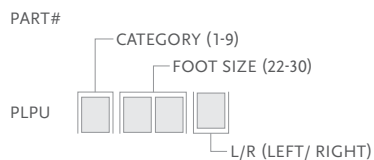
- Foot Module
- Removable Foot Cover* with a black Spectra Sock

*For Pro-Flex LP with brown foot cover add a "BR" suffix to the part#.



FOOT KITS WITH UNITY

PRO-FLEX LP WITH MALE PYRAMID AND UNITY PUMP

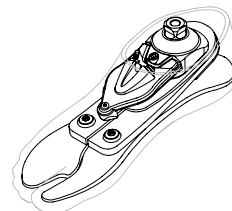


Includes:

- Foot Module
- Removable Foot Cover* with a black Spectra Sock
- Unity Pump

*For Pro-Flex LP with brown foot cover add a "BR" suffix to the part#

Note: Unity pump will come preassembled on the foot. Valve kit needs to be ordered separately.

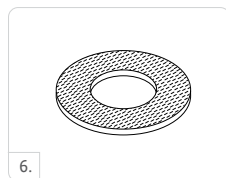
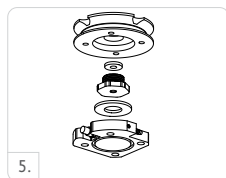
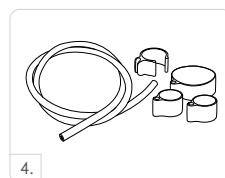


PRO-FLEX® LP

UNITY

UNITY KITS

Picture	Part#	Description	Applicable Foot Kits
1	UPL0024	PLP Unity Pump S22-24	Pro-Flex LP Size 22-24
1	UPL0030	PLP Unity Pump S25-27/Cat 1-5	Pro-Flex LP Size 25-27, Cat 1-5
1	UPL0930	PLP Unity Pump S25-27/Cat 6-9 & S28-30 /all categories	Pro-Flex LP Size 25-27, Cat 6-9 & Size 28-30 all categories
2	UTT0001	Unity TT Valve Kit	All
3	UTF0001	Unity TF Valve Kit	All
4	UTF0006	Unity TF Tube Kit	All
5	L-5446XX	Icelock 544 Kit Unity	All
6	UTT1103	Unity Valve Air Filter Pack (10 p.)	All



UNITY SPARE COMPONENTS

Part#	Description
UPL00021	Unity PLP components for all sizes

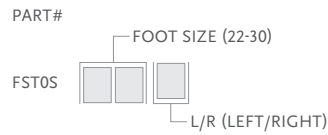
Includes:

- Outlet Port
- Inlet Port
- Check Valves
- Unity Tube
- Unity Tube Clamp
- Loctite 243

PRO-FLEX® LP

COSMETIC FINISHING

FOOT COVER KIT, BEIGE AND BROWN*



- Includes:
- Foot Cover*
 - Foot Cover Attachment
 - Black Spectra Sock

*For brown foot cover please add a "BR" suffix to the part number.

SPECTRA SOCKS

Used to cover the composite foot module to protect the foot and eliminate noise between foot module and foot shell.

Part#	Description	Size	Color
FCX64022	Spectra Sock Small 1 pc	22-25	Black
FCX64026	Spectra Sock Large 1 pc	26-30	Black



PRO-FLEX® LP TORSION

UNITY®
COMPATIBLE



This compact energy-storing foot offers rotational shock absorption designed to reduce shear forces on the residual limb. The torsion module is combined with the Pro-Flex LP foot module, delivering a level of ankle power, energy return, and overall dynamics, which have often eluded people with longer residual limbs. Pro-Flex LP Torsion has been specially designed to deliver these benefits, in addition to providing smooth rollover. The torsion-shock unit compensates for physiological rotation and vertical shock absorption of lost joints, delivering more comfort for the end user, and less stress on the residual limb.

The Pro-Flex LP Torsion offers a high degree of ankle motion; a significant improvement in relation to conventional low-profile carbon fiber feet. It incorporates an effective full-length toe, and new 'reverse tapered' technology, allowing for greater dorsi-flexion.

Less load and increased range of motion means that amputees with a longer limb can enjoy greater comfort in a wide range of activities. The well-designed and lightweight anatomical foot cover features a steady-grip sole for barefoot stability on wet or slick surfaces, and a sandal-clamping toe for a range of footwear including flip flops.

Össur recommends using the Pro-Flex LP Torsion together with the Unity sleeveless vacuum suspension system. This adds minimal weight, no extra build height, and does not interfere with the Pro-Flex LP Torsion dynamics. Unity is designed to provide secure suspension in combination with Iceross Seal-In® technology, while stabilising volume fluctuations and maintaining comfortable socket fit throughout the day.



User information	
Amputation Level:	Transfemoral and Transtibial
Impact Level:	Low to High
Maximum Patient Weight:	147 kg (324 lbs)



ACTIVE TIBIAL
PROGRESSION



VERTICAL SHOCK
PYLON



ROTATION



SPLIT TOE



ANATOMICAL FOOT



SANDAL TOE



WEATHERPROOF

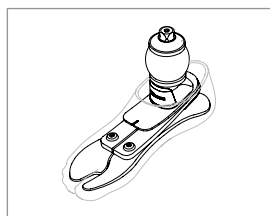
Foot information	
Categories:	1-8
Size:	22-30
Weight of Foot: (Size 27)	960 g / 2.11 lbs w/ Foot Cover and Sock
Build Height: (Size 27)	147 mm / 5 25/32" w/ Male Pyramid and Foot Cover
Heel Height:	10 mm (3/8")
Adapter Options:	Male Pyramid

Unity System Information	
Maximum Vacuum:	24inHg(610mmHg)
Normal Operating Pressure:	-15inHg to -23inHg
Added System Weight:	75 g (0,17 lbs) w/ Pump, Socket Valve and Tube

PRO-FLEX® LP TORSION

ORDERING INFORMATION

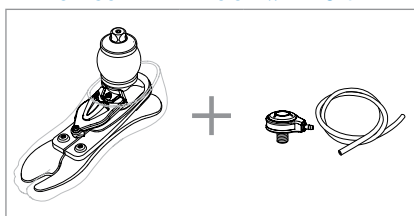
FOR COMPLETE FOOT



Please select the appropriate Unity Pump Module kit according to foot module size when placing an order and Unity will come preassembled on the foot. For extra convenience and system compatibility, Unity Valve Kits are highly recommended as a means of connecting to the socket.

For liner selection charts and item numbers please refer to the appropriate Iceross Seal-In page.

FOR COMPLETE FOOT WITH UNITY

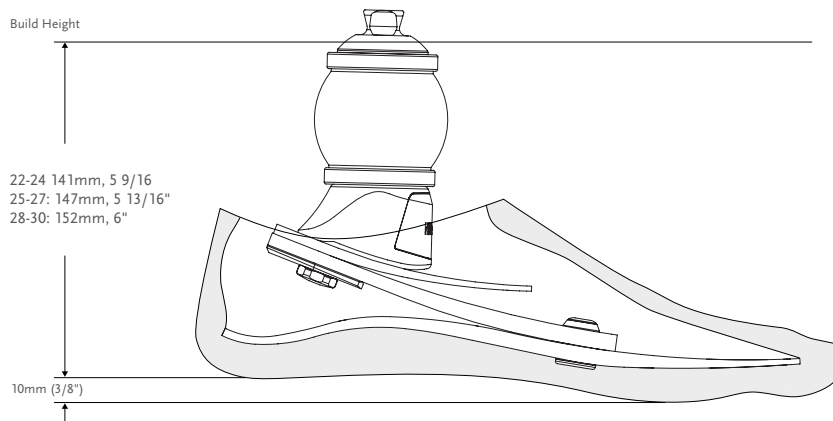


CATEGORY SELECTION CHART

Weight kg	45-52	53-59	60-68	69-77	78-88	89-100	101-116	117-130	131-147
Weight lbs	99-115	116-130	131-150	151-170	171-194	195-220	221-256	257-287	288-324
Low Impact Category									
Size 22-24	1	1	2	3	4	5	N/A	N/A	N/A
Size 25-27	1	1	2	3	4	5	6	7	8
Size 28-30	3	3	3	3	4	5	6	7	8
Moderate Impact Category									
Size 22-24	1	2	3	4	5	N/A	N/A	N/A	N/A
Size 25-27	1	2	3	4	5	6	7	8	N/A
Size 28-30	3	3	3	4	5	6	7	8	N/A
High Impact Category									
Size 22-24	2	3	4	5	N/A	N/A	N/A	N/A	N/A
Size 25-27	2	3	4	5	6	7	8	N/A	N/A
Size 28-30	3	3	4	5	6	7	8	N/A	N/A

PRO-FLEX® LP TORSION

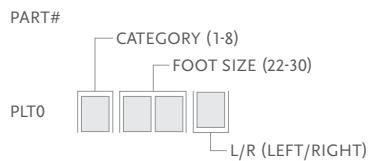
CLEARANCE



*Note: Pro-Flex LP Torsion with Unity has the same build height as Pro-Flex LP Torsion.

KITS

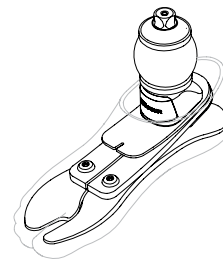
PRO-FLEX LP TORSION WITH MALE PYRAMID



Includes:

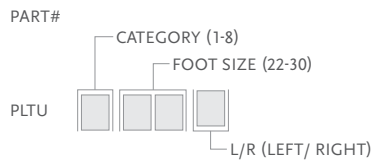
- Foot Module
- Removable Foot Cover* with a black Spectra Sock

*For Pro-Flex LP Torsion with brown foot cover add a "BR" suffix to the part#.



FOOT KITS WITH UNITY

PRO-FLEX LP TORSION WITH MALE PYRAMID AND UNITY PUMP

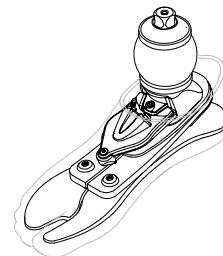


Includes:

- Foot Module
- Removable Foot Cover* with a black Spectra Sock
- Unity Pump

*For Pro-Flex LP with brown foot cover add a "BR" suffix to the part#.

Note: Unity pump will come preassembled on the foot. Valve kit needs to be ordered separately.

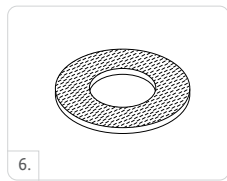
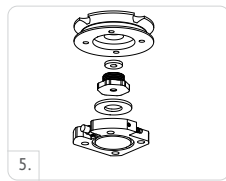
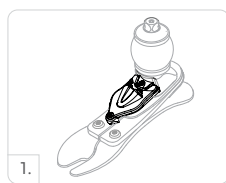


PRO-FLEX® LP TORSION

UNITY

UNITY KITS

Picture	Part#	Description	Applicable Foot Kits
1	UPL0024	PLP Unity Pump S22-24	Pro-Flex LP Torsion 22-24
1	UPL0030	PLP Unity Pump S25-27 cat. 1-5	Pro-Flex LP Torsion 25-27 cat. 1-5
1	UPL0930	PLP Unity Pump S25-27 Cat 6-9 & S28-30 (All categories)	Pro-Flex LP Torsion 25-27 Cat 6-9 & 28-30 (All categories)
2	UTT0001	Unity TT Valve Kit	All
3	UTF0001	Unity TF Valve Kit	All
4	UTF0006	Unity TF Tube Kit	All
5	L-5446XX	Icelock 544 Kit	All
6	UTT1103	Unity Valve Air Filter Pack (10 p.)	All



UNITY SPARE COMPONENTS

Part#	Description
UPL00021	Unity PLP components for all sizes

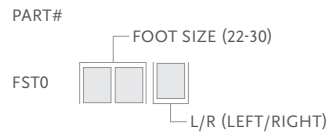
Includes:

- Outlet Port
- Inlet Port
- Check Valves
- Unity Tube
- Unity Tube Clamp
- Loctite 243

PRO-FLEX® LP TORSION

COSMETIC FINISHING

FOOT COVER KIT, BEIGE AND BROWN*



- Includes:
- Foot Cover*
 - Foot Cover Attachment
 - Black Spectra Sock

*For brown foot cover please add a "BR" suffix to the part number.



FLEX-FOOT SOCKS

Used to cover the composite foot module to protect the foot and eliminate noise between foot module and foot shell.

Part#	Description	Size	Color
FCX63022	FF Sock Small 1 pc	22-25	Black
FCX63025	FF Sock Large 1 pc	26-30	Black
FCX63022-15	FF Sock Small 15 pcs	22-25	Black
FCX63026-15	FF Sock Large 15 pcs	26-30	Black



PRO-FLEX® LP ALIGN



Pro-Flex LP Align combines functionality, comfort and aesthetic design. It allows users the freedom to choose footwear that best suits their activities, without having to compromise alignment, posture, dynamics or functionality. The heel height adjustment feature is quick and easy to use.

The lightweight anatomical foot cover features a steady-grip sole for barefoot stability on wet or slick surfaces and a sandal toe to accommodate a range of footwear. The spaced sandal toe easily clamps onto sandals and flip-flops held by the toe.



User information	
Amputation Level:	Transfemoral and Transtibial
Impact Level:	Low to Moderate
Maximum Patient Weight:	116 kg / 256 lbs (Low Impact) 100 kg / 220 lbs (Moderate Impact)



SANDAL TOE



HEEL HEIGHT
ADJUSTABILITY



ANATOMICAL
FOOT



SPLIT TOE



WEATHERPROOF

Foot information	
Categories:	1-6
Size:	22-28
Weight of Foot: (Size 24/27)	703 g/866 g (1.55lbs/1.91lbs) w/ Foot Cover and Sock
Build Height: (Size 24/27)	116 mm/121 mm (4 9/16"/4 49/64") w/ Foot Cover and Sock
Heel Height:	Up to 7 cm (2.76")
Adapter Options:	Male Pyramid

ORDERING INFORMATION FOR COMPLETE FOOT

SELECTION CHART FOR PRODUCT VARIANTS

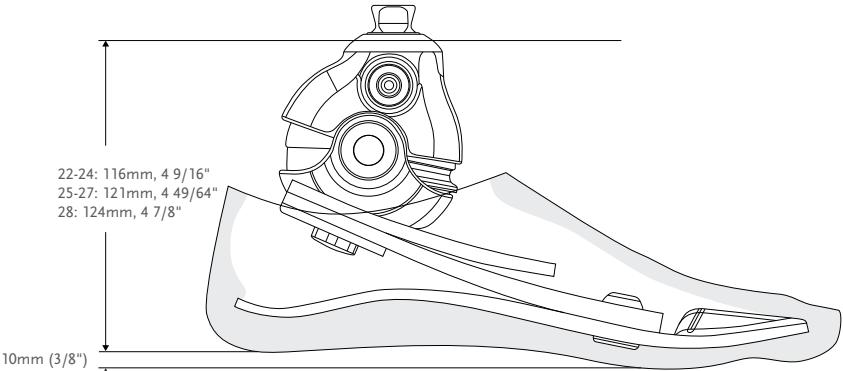
Category	1	2	3	4	5	6
Size 22	FSF Foot Cover Calf Cosmesis					N/A
Size 23						N/A
Size 24						N/A
Size 25						
Size 26						
Size 27	FST Foot Cover No Calf Cosmesis					
Size 28						

PRO-FLEX® LP ALIGN

CATEGORY SELECTION CHART

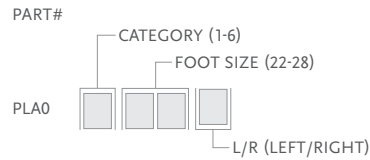
Weight kg	45-52	53-59	60-68	69-77	78-88	89-100	101-116
Weight lbs	99-115	116-130	131-150	151-170	171-194	195-220	221-256
Low Impact Category							
Size 22-24	1	1	2	3	4	5	N/A
Size 25-27	1	1	2	3	4	5	6
Size 28	3	3	3	3	4	5	6
Moderate Impact Category							
Size 22-24	1	2	3	4	5	N/A	N/A
Size 25-27	1	2	3	4	5	6	N/A
Size 28	3	3	3	4	5	6	N/A

CLEARANCE



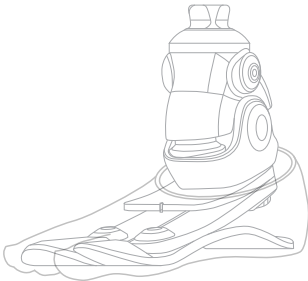
KITS

PRO-FLEX LP ALIGN WITH MALE PYRAMID



- Includes:
- Foot Module
 - Removable Foot Cover* with a black Spectra Sock

*For Pro-Flex LP Align with brown foot cover add a "BR" suffix to the part number.

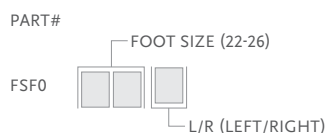


PRO-FLEX® LP ALIGN

REPLACEMENT PARTS

Please refer to "Selection Chart for Product Variants" table for selection of foot covers

FSF - FOOT COVER KIT, BEIGE AND BROWN

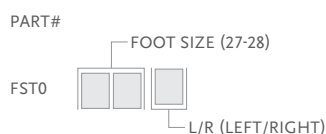


Includes:

- Foot Cover
- Black Spectra Sock



FST - FOOT COVER KIT, BEIGE AND BROWN



Includes:

- Foot Cover
- Foot Cover Attachment
- Black Spectra Sock

Note: For brown foot cover, please add a "BR" suffix to the part number.



SPECTRA SOCKS

Used to cover the composite foot module to foot cover the foot and eliminate noise between foot module and foot shell.

Part#	Description	Size	Color
FCX63022	FF Sock Small 1 pc	22-25	Black
FCX63025	FF Sock Large 1 pc	26-30	Black
FCX63022-15	FF Sock Small 15 pcs	22-25	Black
FCX63026-15	FF Sock Large 15 pcs	26-30	Black



SPACER KIT

Part#	Size	Category
PLA50005	22-24	1-5
PLA50007	25-27	1-6
	28	3-6

Includes:

- Anterior Spacer
- Anterior Spacer Wedge
- Posterior Spacer
- Wedge - tool to assist replacing Spacer



PRO-FLEX® LP ALIGN

CALF COSMESIS SELECTION CHART

Category	1	2	3	4	5	6
Size 22	Calf Cosmesis					N/A
Size 23						N/A
Size 24						N/A
Size 25						
Size 26						
Size 27	N/A	N/A	N/A	N/A	N/A	N/A
Size 28	N/A	N/A	N/A	N/A	N/A	N/A

CALF COSMESIS

Part#	Size
LSF024Nz	22-24 z=L/R
LSF026Nz	25-26 z=L/R

Note: For brown calf cosmesis, please add a "BR" suffix to the part number.



VARI-FLEX®



UNITY
COMPATIBLE

The Vari-Flex provides an exclusive combination of comfort and dynamics. The Vari-Flex is light-weight, easy to assemble and has a slender profile which makes it easy to cosmetically cover.

For users it provides confidence and security, offering natural gait with less fatigue and less strain on the lower back and sound side.

Unity for Vari-Flex is an ultra lightweight foot and elevated vacuum suspension system designed to stabilise volume fluctuations and improve socket fit. For the moderately to high active user who prefers a simple, robust and lightweight prosthesis, Unity for Vari-Flex and Seal-In technology combined provide secure suspension, volume management and great foot dynamics without the restricting effect of an external suspension sleeve.



User Information	
Amputation Level:	Transfemoral and Transtibial
Impact Level:	Low to High
Maximum Patient Weight:	166kg (365lbs)



FULL LENGTH TOE
LEVER



ACTIVE TIBIAL
PROGRESSION



SPLIT TOE



WEATHERPROOF*



WATERPROOF*

* Waterproof when used with carbonfibre tube. Weatherproof when used with pyramid.

Foot information	
Categories:	Sizes 22-24; Cat. 1-6 Sizes 25-30; Cat. 1-9
Sizes:	22-30
Weight of Foot: (Size 27)	594g (21oz) w/ Pyramid and Foot Cover
Build Height: (Size 27)	170mm (6 3/4") w/ Pyramid and Foot Cover
Heel Height:	10mm and 19mm (3/8" and 3/4")
Adapter Options:	Male Pyramid, Carbon Fiber Tube

Unity System Information	
Maximum Vacuum:	23inHg (600mmHg)
Normal Operating Pressure:	-16inHg to -20 inHg
Added System Weight:	130g w/ Pump, Socket Valve and Tube

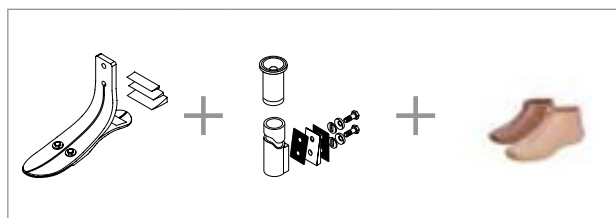
VARI-FLEX®

ORDERING INFORMATION

FOR COMPLETE FOOT WITH MALE PYRAMID



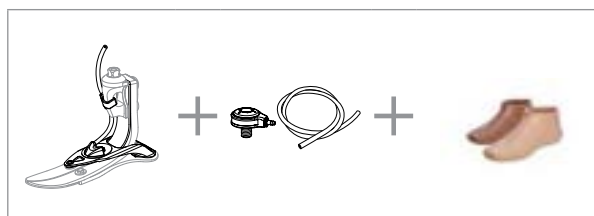
FOR COMPLETE FOOT WITH CARBON FIBER TUBE



Unity can be ordered with Vari-Flex. Please select the appropriate Unity Pump Module kit according to foot module size when placing an order and Unity will come preassembled on the foot. For extra convenience and system compatibility, Unity Valve Kits are highly recommended as a means of connecting to the socket.

For liner selection and item numbers please refer to Iceross Seal-In V and Seal-In® X TF pages.

FOR COMPLETE FOOT WITH UNITY

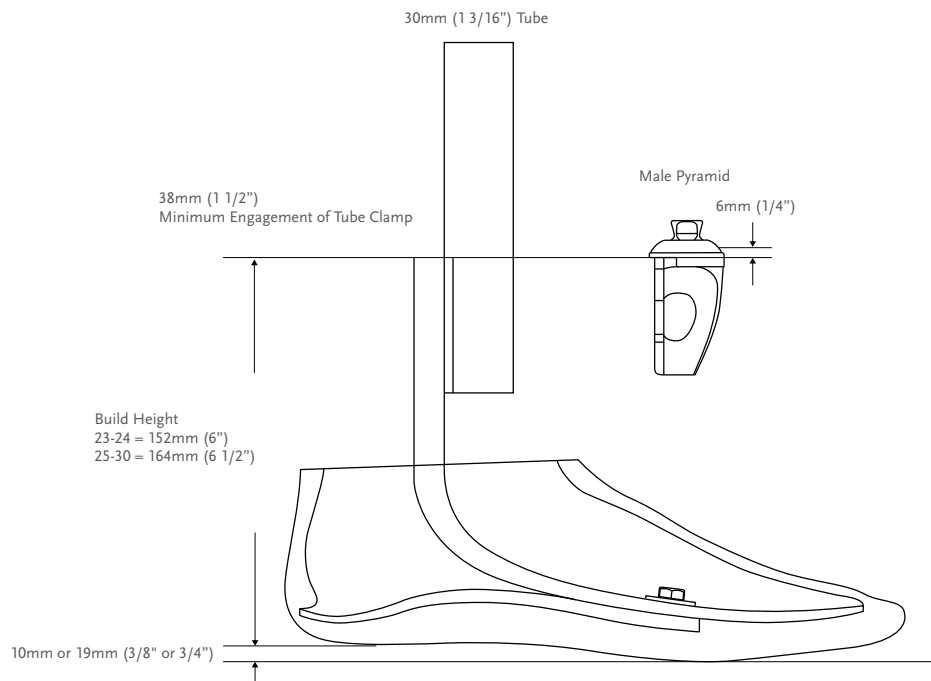


CATEGORY SELECTION CHART

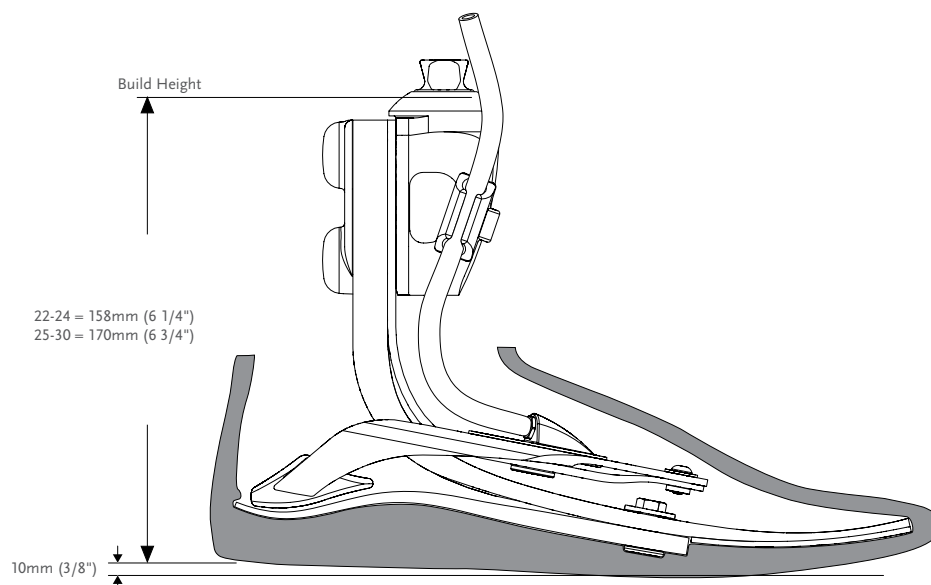
Weight kg	45-52	53-59	60-68	69-77	78-88	89-100	101-116	117-130	131-147	148-166
Weight lbs	99-115	116-130	131-150	151-170	171-194	195-221	222-256	257-287	288-324	325-365
Low Impact Level	1	1	2	3	4	5	6	7	8	9
Moderate Impact Level	1	2	3	4	5	6	7	8	9	N/A
High Impact Level	2	3	4	5	6	7	8	9	N/A	N/A

VARI-FLEX®

CLEARANCE



CLEARANCE WITH UNITY



VARI-FLEX®

KITS

VARI-FLEX MALE PYRAMID OPTION

PART#

CATEGORY (1-9)

FOOT SIZE (22-30)

VFPE

10 MM (3/8") HEEL HEIGHT

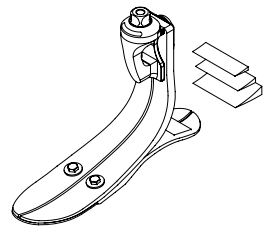
PART#

CATEGORY (1-9)

FOOT SIZE (22-30)

VFPE

19 MM (3/4") HEEL HEIGHT



Note:

- 19mm (3/4") heel are special orders.
- Solid toe, low and high heel are special orders.

VARI-FLEX WITHOUT ADAPTER

PART#

CATEGORY (1-9)

FOOT SIZE (22-30)

VFXE

10 MM (3/8") HEEL HEIGHT

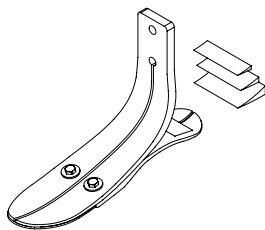
PART#

CATEGORY (1-9)

FOOT SIZE (22-30)

VFXE

19 MM (3/4") HEEL HEIGHT



Note:

- 19mm (3/4") heel are special orders.
- Solid toe, low and high heel are special orders.

MALE ADAPTERS

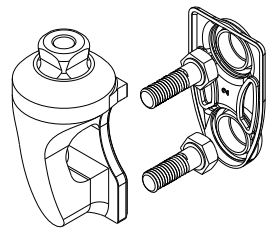
BOLT-ON MALE PYRAMID ADAPTER

Select according to category of foot module being utilised.

Part#	Cat.	Weight	
FFC2210001	1-6	175g	6.2oz
FFC2210002	7-9	205g	7.2oz

Includes:

- Pyramid
- Hardware (M8 or M10 bolts)
- Plastic Bolt Cap
- Loctite



ATTACHMENT BOLTS FOR PYRAMID

Part#	Cat.	Size	Length	
CM130234	1-6	M8	35mm	1 3/8"
CM130223	7-8	M10	35mm	1 3/8"

VARI-FLEX®

TUBE KITS

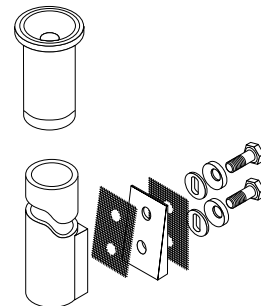
30MM (1 3/16") CARBON FIBER TUBE KIT

Choose according to size and category of the foot module utilised.

Part#	Cat.	Size	Length		Hole Spacing		Weight	
VFX00003	1-6	22-30	229mm	9"	38mm	1 1/2"	216g	7.3oz
VFX00004	7-9	22-30	229mm	9"	38mm	1 1/2"	275g	9.7oz
VFX00006	1-6	22-30	381mm	15"	38mm	1 1/2"	293g	10.3oz
VFX00007	7-9	22-30	381mm	15"	38mm	1 1/2"	369g	13oz

Includes:

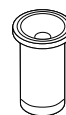
- Alignment Wedges
- Tube
- Spherical Washers
- Attachment Bolts and Hardware (5/16" UNF)
- Friction Pads
- Tube Insert (Cat.7-9)



TUBE INSERT FOR CATEGORY 7-9; 30MM (1 3/16")

Tube inserts provide the structural integrity necessary for higher category tubes.

Part#	Diameter		Weight	
A-718009	30mm	1 3/16"	18g	0.63oz



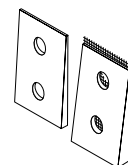
ALIGNMENT WEDGES FOR TUBE KIT (2 DEGREES AND 4 DEGREES)

Placed between the pylon and foot module, alignment wedges allow for plantarflexion and dorsiflexion of the foot without the use of modular components.

Part#	Cat.
CM150041	1-6
CM150042	7-9

Includes:

- Wedges
- Friction Pad
- Loctite



ATTACHMENT BOLTS FOR 30MM (1 3/16") TUBE

Part#	Cat.	Size	Length
CM130219	1-6	5/16" x 24	1 3/4"
CM130213	7-9	3/8" x 24	1 3/4"

VARI-FLEX®

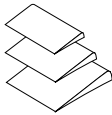
COMPONENTS

HEEL WEDGE KIT

For adjustment of heel stiffness and roll-over characteristics.

Part#	Foot Size
CM150006	22-27
CM150009	28-30

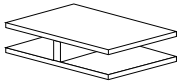
- Includes:
- 3 Wedges
 - Adhesive



HEEL DIVIDER

Heel dividers act to separate the edges of a split heel to reduce wear and noise between the composite elements.

Part#	Description
CM140003	Heel Divider



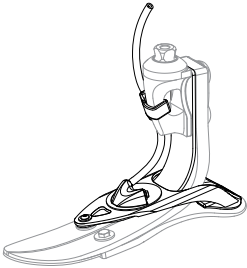
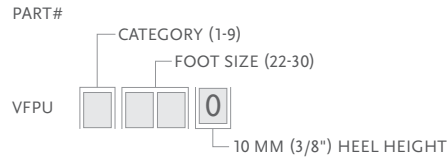
LOCTITE 410 BLACK

Part#	Description
CM160016	Loctite 410 black

VARI-FLEX®

FOOT KITS WITH UNITY

VARI-FLEX WITH MALE PYRAMID AND UNITY PUMP



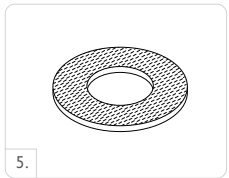
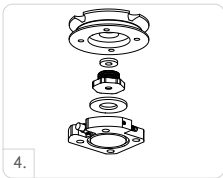
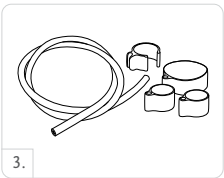
- Includes:
- Foot Module
 - Unity Pump

Note: Unity pump will come preassembled on the foot. Valve kit needs to be ordered separately.

UNITY

UNITY KITS

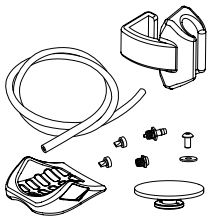
Picture	Part#	Description	Applicable Foot Kits
1	UTT0001	Unity TT Valve Kit	All
2	UTF0001	Unity TF Valve Kit	All
3	UTF0006	Unity TF Tube Kit	All
4	L-5446XX	Icelock 544 Kit Unity	All
5	UTT1103	Unity Valve Air Filter Pack (10 p.)	All



UNITY SPARE COMPONENTS

Part#	Description
UVF00021	Unity VF Components, 22-24
UVF00022	Unity VF Components, 25-30

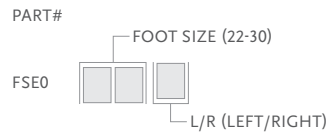
- Includes:
- Membrane
 - Check valves
 - Barb fittings
 - Tube
 - Tube fastener
 - Heel pad



VARI-FLEX®

COSMETIC FINISHING

FOOT COVER KIT, BEIGE AND BROWN*



- Includes:
- Foot Cover
 - Flex-Foot Sock
 - Foot Cover Attachment

*Please specify when ordering brown covers, add "BR" to the end of the part number.

FLEX-FOOT SOCKS

Used to cover the composite foot module to protect the foot and eliminate noise between foot module and foot shell.

Part#	Description	Size	Color
FSEL60001	Black Sock Small 1 pc	22-25	Black
FSEL60002	Black Sock Large 1 pc	26-30	Black
FSEL60001-15	Black Sock Small 15 pc	22-25	Black
FSEL60002-15	Black Sock Large 15 pc	26-30	Black



LP VARI-FLEX®



UNITY
COMPATIBLE

The LP Vari-Flex is designed for users with long residual limbs that do not have enough clearance for the Vari-Flex.

Unity for LP Vari-Flex is a sleeveless vacuum suspension system designed to stabilise volume fluctuations and maintain comfortable socket fit throughout the day. For the moderately to high active user with limited build height clearance, Unity for LP Vari-Flex and Seal-In technology combined provide secure suspension, volume management and great foot dynamics without the restricting effect of an external suspension sleeve. Unity adds minimal weight to the prosthesis and does not interfere with the foot module dynamics.



User Information	
Amputation Level:	Transfemoral and Transtibial
Impact Level:	Low to High
Maximum Patient Weight:	166 kg (365 lbs)



FULL LENGTH
TOE LEVER



SPLIT TOE



WEATHERPROOF

Foot Information	
Categories:	Size 22-24; Cat. 1-5 / Size 25-30; Cat. 1-9
Size:	22-30
Weight of Foot: (Size 27)	574 g (20.3 oz) w/ Pyramid and Foot Cover
Build Height: (Size 27)	68 mm (2 11/16") w/ Pyramid and Foot Cover
Heel Height:	10 mm (3/8")
Adapter Options:	Male Pyramid or Lamination Adapter

Unity System Information	
Maximum Vacuum:	23inHg (600mmHg)
Normal Operating Pressure:	-16inHg to -20inHg
Added System Weight:	130 g w/ Pump, Socket Valve and Tube


LP VARI-FLEX®

ORDERING INFORMATION

FOR COMPLETE FOOT WITH MALE PYRAMID



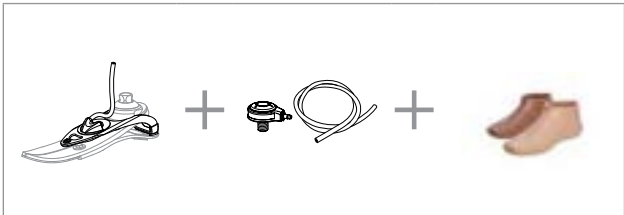
FOR COMPLETE FOOT WITHOUT ADAPTER



Unity can be ordered with LP Vari-Flex in the male pyramid, standard heel height configuration. Please select the appropriate Unity Pump Module kit according to foot module size when placing an order and Unity will come preassembled on the foot. For extra convenience and system compatibility, Unity Valve Kits are highly recommended as a means of connecting to the socket.

For liner selection charts and item numbers please refer to the appropriate Iceross Seal-In page.

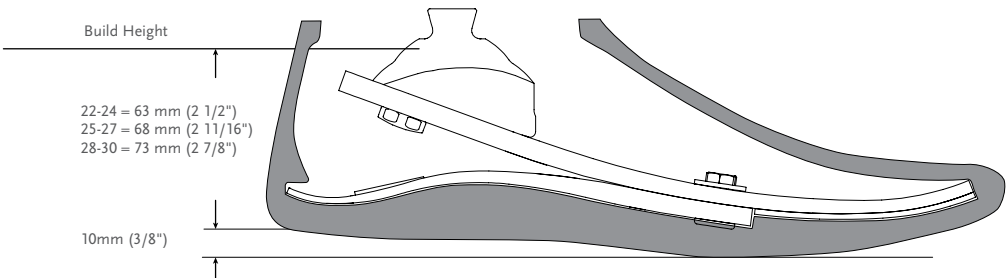
FOR COMPLETE FOOT WITH UNITY



CATEGORY SELECTION CHART

Weight kg	45-52	53-59	60-68	69-77	78-88	89-100	101-116	117-130	131-147	148-166
Weight lbs	99-115	116-130	131-150	151-170	171-194	195-221	222-256	257-287	288-324	325-365
Low Impact Level	1	1	2	3	4	5	6	7	8	9
Moderate Impact Level	1	2	3	4	5	6	7	8	9	N/A
High Impact Level	2	3	4	5	6	7	8	9	N/A	N/A

CLEARANCE

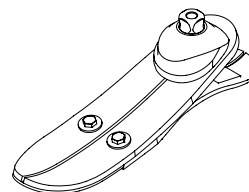
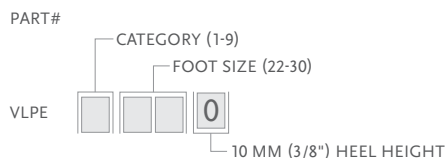


*Note: LP Vari-Flex with Unity has the same build height as LP Vari-Flex.

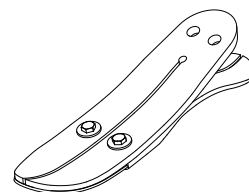
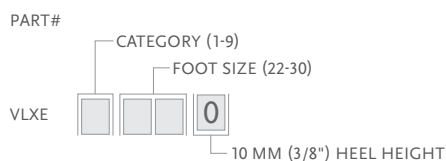
LP VARI-FLEX®

KITS

LP VARI-FLEX MALE PYRAMID OPTION



LP VARI-FLEX WITHOUT ADAPTER



Note: 19mm (3/4") heel are special orders.

LAMINATION ADAPTER KITS

Part#	Cat.	Size
VLX00001	1-5	22-24
VLX00002	1-6	25-30
VLX00003	7-9	25-30

Includes:

- Lamination adapter
- Bolts
- Tape sealant
- Loctite

COMPONENTS

HEEL WEDGE KIT

For adjustment of heel stiffness and roll-over characteristics.

Part#	Foot Size
CM150011	22-30

Includes:

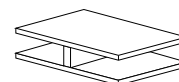
- 3 Wedges
- Adhesive



HEEL DIVIDER

Heel dividers act to separate the edges of a split heel to reduce wear and noise between the composite elements.

Part#	Description
CM140003	Heel Divider



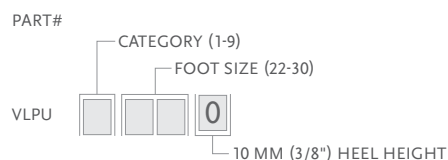
LOCTITE 410 BLACK

Part#	Description
CM160016	Loctite 410 black

LP VARI-FLEX®

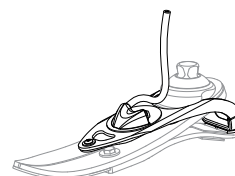
FOOT KITS WITH UNITY

LP VARI-FLEX WITH MALE PYRAMID AND UNITY PUMP



Includes:

- Foot Module
- Unity Pump

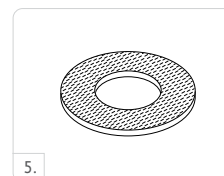
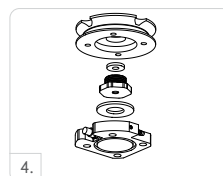
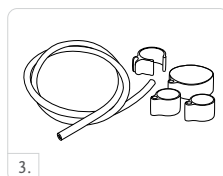


Note: Unity pump will come preassembled on the foot. Valve kit needs to be ordered separately.

UNITY

UNITY KITS

Picture	Part#	Description	Applicable Foot Kits
1	UTT0001	Unity TT Valve Kit	All
2	UTF0001	Unity TF Valve Kit	All
3	UTF0006	Unity TF Tube Kit	All
4	L-544611	Icelock 544 Kit Unity	All
5	UTT1103	Unity Valve Air Filter Pack (10 p.)	All



UNITY SPARE COMPONENTS

Part#	Description
UVL00021	Unity VL Components, 22-24
UVL00022	Unity VL Components, 25-30

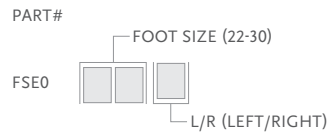
Includes:

- Membrane
- Check valves
- Barb fittings
- Tube
- Tube fastener
- Heel pad

LP VARI-FLEX®

COSMETIC FINISHING

FOOT COVER KIT, BEIGE AND BROWN*



- Includes:
- Foot Cover
 - Flex-Foot Sock
 - Foot Cover Attachment

*Please specify when ordering brown covers, add "BR" to the end of the part number.



FLEX-FOOT SOCKS

Used to cover the composite foot module to protect the foot and eliminate noise between foot module and foot shell.

Part#	Description	Size	Color
FSEL60001	Black Sock Small 1 pc	22-25	Black
FSEL60002	Black Sock Large 1 pc	26-30	Black
FSEL60001-15	Black Sock Small 15 pc	22-25	Black
FSEL60002-15	Black Sock Large 15 pc	26-30	Black



RE-FLEX ROTATE™



UNITY
COMPATIBLE

Re-Flex Rotate is a robust, high performance foot allowing users to enjoy daily living, work and leisure with the comfort and confidence to reach their full potential.

Re-Flex Rotate fulfills the challenging requirements of active users, combining shock absorption and dynamic energy return with comfort. Featuring a sleek profile and maintenance-free design, it is designed for active users requiring high performance, comfortable everyday foot.

An integrated torsion cell reduces shear and rotary forces, protecting residual limb. Shock absorption via a titanium coil spring reduces impact to the body, while enhancing both control and comfort during walking and other activities.

The Unity vacuum suspension system is available as an addition to the Re-Flex Rotate™ foot module. Unity in combination with Iceross Seal-In technology provides elevated vacuum in the socket during ambulation, without the restricting effect of an external sealing sleeve. Unity adds minimal weight to the existing prosthesis and does not interfere with the function of Re-Flex foot and shock modules.



User Information	
Amputation Level:	Transfemoral and Transtibial
Impact Level:	Low to High
Maximum Patient Weight:	147kg (324lbs)



ACTIVE TIBIAL
PROGRESSION



VERTICAL
SHOCK PYLON



ROTATION



WEATHERPROOF



FULL LENGTH
TOE LEVER



SPLIT TOE

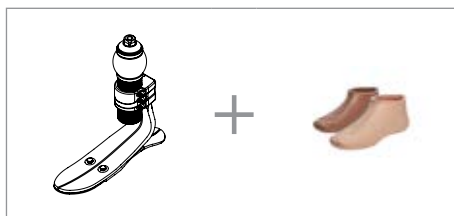
Foot Information	
Categories:	1-8
Sizes:	22-30
Weight of Foot: (Size 27)	1105g (39 oz) w/ Pyramid and Foot Cover
Build Height Standard: (Size 27)	216-265mm (8 1/2" - 10 7/16") w/ Male Pyramid and Foot Cover
Build Height Tall: (Size 27)	267 - 319mm (10 1/2" - 12 9/16") w/ Male Pyramid and Foot Cover
Heel Height:	10mm (3/8"), 19mm (3/4") available on special order
Adapter Options:	Male or Female Pyramid

Unity System Information	
Maximum Vacuum:	23inHg (600mmHg)
Normal Operating Pressure:	-16inHg to -20inHg
Added System Weight:	130g w/ Pump, Socket Valve and Tube

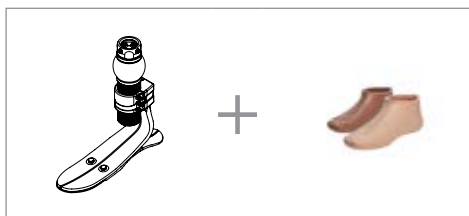
RE-FLEX ROTATE™

ORDERING INFORMATION

FOR COMPLETE FOOT WITH MALE PYRAMID*



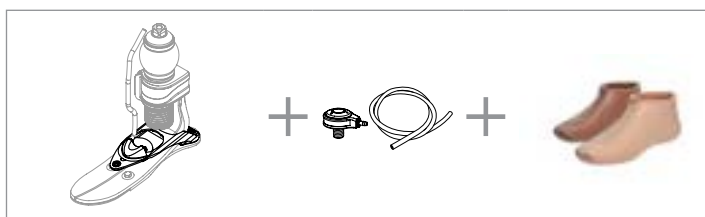
FOR COMPLETE FOOT WITH FEMALE PYRAMID*



Unity can be ordered with Re-Flex Rotate in the standard foot module height. Please select the appropriate Unity Pump Module kit according to foot module size when placing an order and Unity will come preassembled on the foot. For extra convenience and system compatibility, Unity Valve Kits are highly recommended as a means of connecting to the socket.

For liner selection and item numbers please refer to Iceross Seal-In V and Seal-In® X TF pages.

FOR COMPLETE FOOT WITH UNITY



*Foot module also available in tall profile

CATEGORY SELECTION CHART

Weight kg	45-52	53-59	60-68	69-77	78-88	89-100	101-116	117-130	131-147
Weight lbs	99-115	116-130	131-150	151-170	171-194	195-220	221-256	257-287	288-324

Low Impact Category

Size 22-24	1	1	2	3	4	5	N/A	N/A	N/A
Size 25-27	1	1	2	3	4	5	6	7	8
Size 28-30	3	3	3	3	4	5	6	7	8

Moderate Impact Category

Size 22-24	1	2	3	4	6	N/A	N/A	N/A	N/A
Size 25-27	1	2	3	4	5	6	7	8	N/A
Size 28-30	3	3	3	4	5	6	7	8	N/A

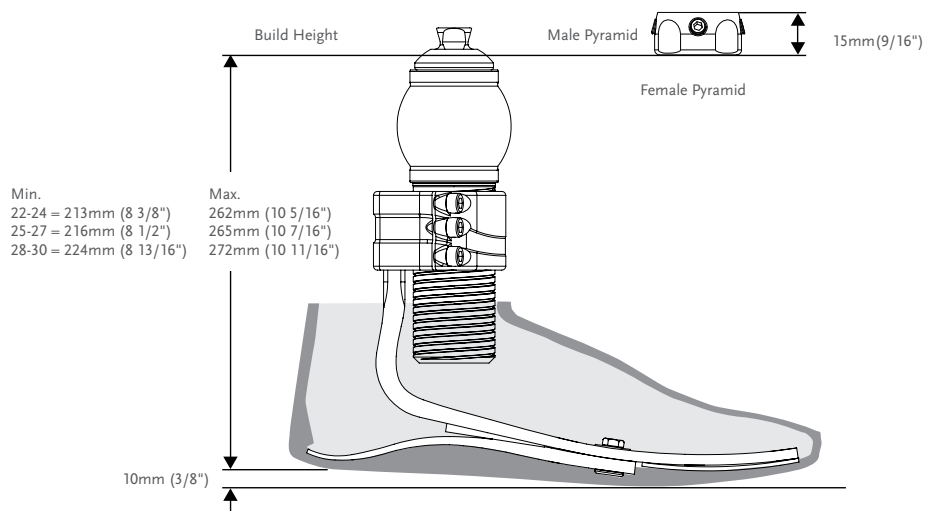
High Impact Category

Size 22-24	2	3	4	5	N/A	N/A	N/A	N/A	N/A
Size 25-27	2	3	4	5	6	7	8	N/A	N/A
Size 28-30	3	3	4	5	6	7	8	N/A	N/A

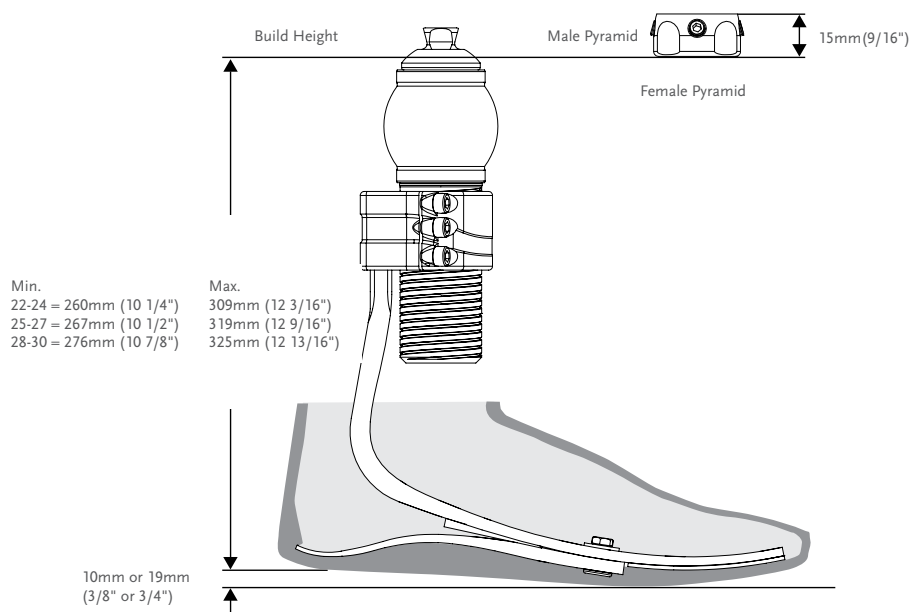
RE-FLEX ROTATE™

CLEARANCE

RE-FLEX ROTATE STANDARD FOOT MODULE



RE-FLEX ROTATE TALL FOOT MODULE



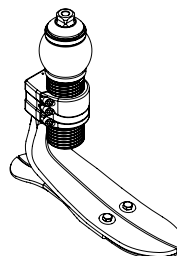
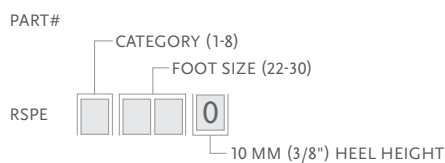
*Note: Re-Flex Rotate with Unity has the same build height as Re-Flex Rotate.

RE-FLEX ROTATE™

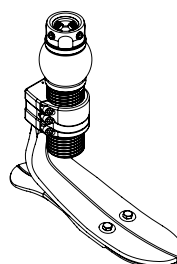
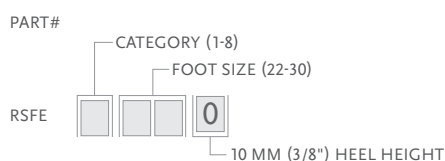
KITS

STANDARD PROFILE WITH SHOCK

MALE PYRAMID ATTACHMENT

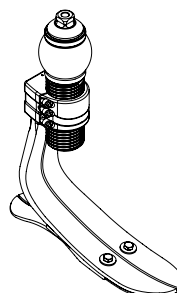
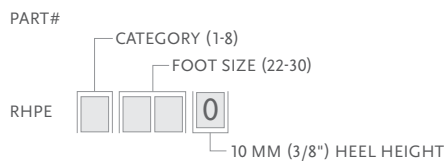


FEMALE PYRAMID ATTACHMENT



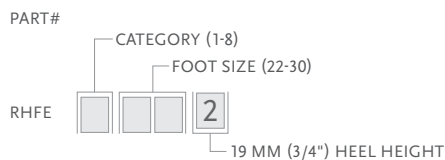
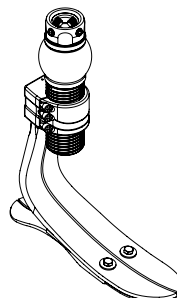
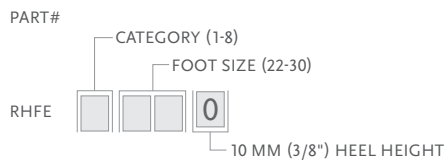
TALL PROFILE WITH SHOCK

MALE PYRAMID ATTACHMENT



Note: 19mm (3/4") heel are special orders.

FEMALE PYRAMID ATTACHMENT



Includes:

- Foot Module
- Shock Kit
- Heel Wedges

Shock Kit Includes:

- Male/Female Pyramid Shock Module
- Loctite (Female)

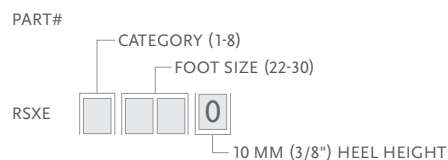
Note:

- 19mm (3/4") heel are special orders.
- Solid toe is a special order.

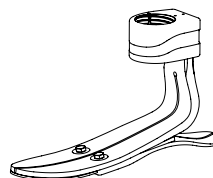
RE-FLEX ROTATE™

KITS

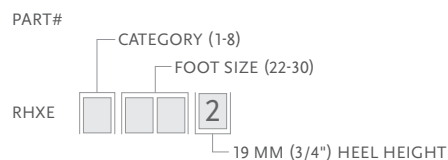
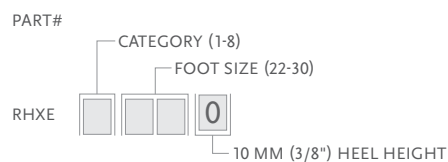
STANDARD PROFILE WITHOUT SHOCK



Note: 19mm heel height for standard profile, foot size 25-30, available upon special order.



TALL PROFILE WITHOUT SHOCK

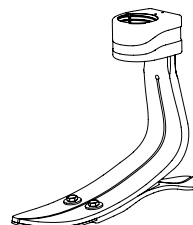


Includes:

- Foot Module

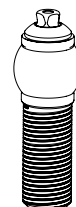
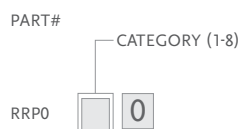
Note:

- 19mm (3/4") heel are special orders.
- Solid toe is a special order.

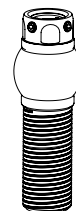
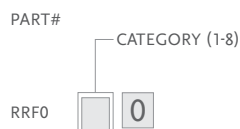


SHOCK KITS

ROTATE MALE SHOCK KIT



ROTATE FEMALE SHOCK KIT



RE-FLEX ROTATE™

COMPONENTS

HEEL WEDGE KITS

Tall and Standard Profile Foot Module	Foot Size	Cat.
CM150011	22-30	ALL

Includes:

- 3 Wedges
- Adhesive

Part#	Description
CM160025	Loctite 243



ATTACHMENT CLAMP SCREW

Part#	Description
CM130140	M6 16MM Attachment Clamp Screw

TOOLS

TORQUE WRENCH

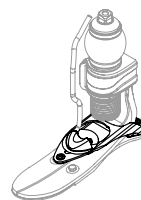
Part#	Description
FFC7980001	Torque Wrench 3Nm Preset

FOOT KITS WITH UNITY

RE-FLEX ROTATE™ STANDARD PROFILE

MALE PYRAMID ATTACHMENT WITH UNITY PUMP

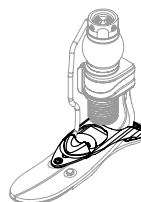
PART#



RE-FLEX ROTATE™ STANDARD PROFILE

FEMALE PYRAMID ATTACHMENT WITH UNITY PUMP

PART#



Caution: Due to restricted space with the Re-Flex Shock shock module and Unity, SSPE* kits allow for only 2 full turns of downwards adjustment from the tallest setting. Re-Flex Rotate modules can be set to any height within their designed limits.

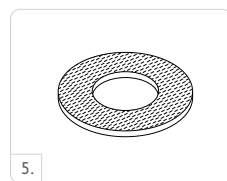
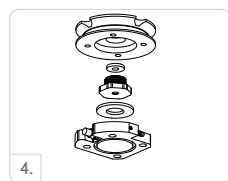
Note: Unity pump will come preassembled on the foot. Valve kit needs to be ordered separately.

RE-FLEX ROTATE™

UNITY

UNITY KITS

Picture	Part#	Description	Applicable Foot Kits
1	UTT0001	Unity TT Valve Kit	All
2	UTF0001	Unity TF Valve Kit	All
3	UTF0006	Unity TF Tube Kit	All
4	L-544611	Icelock 544 Kit	All
5	UTT1103	Unity Valve Air Filter Pack (10 p.)	All

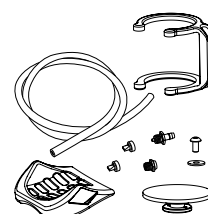


UNITY SPARE COMPONENTS

Part#	Description
URS00021	Unity RS Components, 22-24
URS00022	Unity RS Components, 25-30

Includes:

- Membrane
- Check valves
- Barb fittings
- Tube
- Tube fastener
- Heel pad



COSMETIC FINISHING

FOOT COVER KIT, BEIGE AND BROWN*

PART#



Includes:

- Foot Cover
- Spectra Sock
- Foot Cover Attachment

*Please specify when ordering brown covers, add "BR" to the end of the part number.



RE-FLEX ROTATE™

COSMETIC FINISHING

SPECTRA SOCKS

Used to cover the composite foot module to protect the foot and eliminate noise between foot module and foot shell.

Part#	Description	Size	Color
FSEL60001	Black Sock Small 1 pc	22-25	Black
FSEL60002	Black Sock Large 1 pc	26-30	Black
FSEL60001-15	Black Sock Small 15 pc	22-25	Black
FSEL60002-15	Black Sock Large 15 pc	26-30	Black



RE-FLEX SHOCK™



UNITY
COMPATIBLE

Re-Flex Shock offers the best vertical shock absorption of all the Össur mechanical feet. With dynamic energy return and all around responsiveness the foot is a great choice for active users.

The composite spring in front provides shock absorption that reduces impact subjected to the body. Enhancing both control and comfort during walking and other activities.

The Unity vacuum suspension system is available as an addition to the Re-Flex Shock™ foot module. Unity in combination with Iceross Seal-In technology provides elevated vacuum in the socket during ambulation, without the restricting effect of an external sealing sleeve. Unity adds minimal weight to the existing prosthesis and does not interfere with the function of Re-Flex foot and shock modules.



ÖSSUR FEET

User Information

Amputation Level:	Transfemoral and Transtibial
Impact Level:	Low to High
Maximum Patient Weight:	166kg (365lbs)



WEATHERPROOF



ACTIVE TIBIAL
PROGRESSION



VERTICAL
SHOCK PYLON



SPLIT TOE

Foot Information

Categories:	1-9
Sizes:	22-30
Weight of Foot: (Size 27)	1076g (38 oz) w/ foot cover and sock
Build Height Standard: (Size 27)	210-238mm (8 1/4" - 9 3/8") w/ Foot Cover and Male Pyramid
Build Height Tall: (Size 27)	255-288mm (10 1/16" - 11 5/16") w/ Foot Cover and Male Pyramid
Heel Height:	10mm (3/8"), 19mm (3/4") available on special order
Adapter:	Male Pyramid

Unity System Information

Maximum Vacuum:	23inHg (600mmHg)
Normal Operating Pressure:	-16inHg to -20inHg
Added System Weight:	130g w/ Pump, Socket Valve and Tube

RE-FLEX SHOCK™

ORDERING INFORMATION

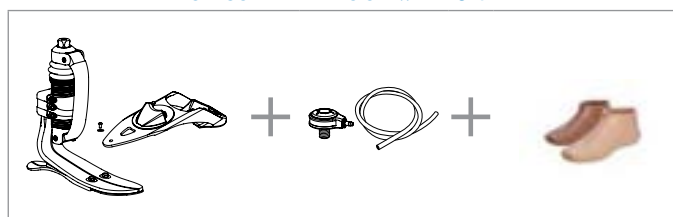
FOR COMPLETE FOOT*



Unity can be ordered with Re-Flex Shock in the standard foot module height. Please select the appropriate Unity Pump Module kit according to foot module size when placing an order and Unity will come preassembled on the foot. For extra convenience and system compatibility, Unity Valve Kits are highly recommended as a means of connecting to the socket.

For liner selection and item numbers please refer to Iceross Seal-In V and Seal-In® X TF pages.

FOR COMPLETE FOOT WITH UNITY



*Foot module also available in tall profile

CATEGORY SELECTION CHART

Weight kg	45-52	53-59	60-68	69-77	78-88	89-100	101-116	117-130	131-147	148 - 166
Weight lbs	99-115	116-130	131-150	151-170	171-194	195-220	221-256	257-287	288-324	325-366

Low Impact Category

Size 22-24	1	1	2	3	4	5	6	N/A	N/A	N/A
Size 25-27	1	1	2	3	4	5	6	7	8	9
Size 28-30	3	3	3	3	4	5	6	7	8	9

Moderate Impact Category

Size 22-24	1	2	3	4	6	6	N/A	N/A	N/A	N/A
Size 25-27	1	2	3	4	5	6	7	8	9	N/A
Size 28-30	3	3	3	4	5	6	7	8	9	N/A

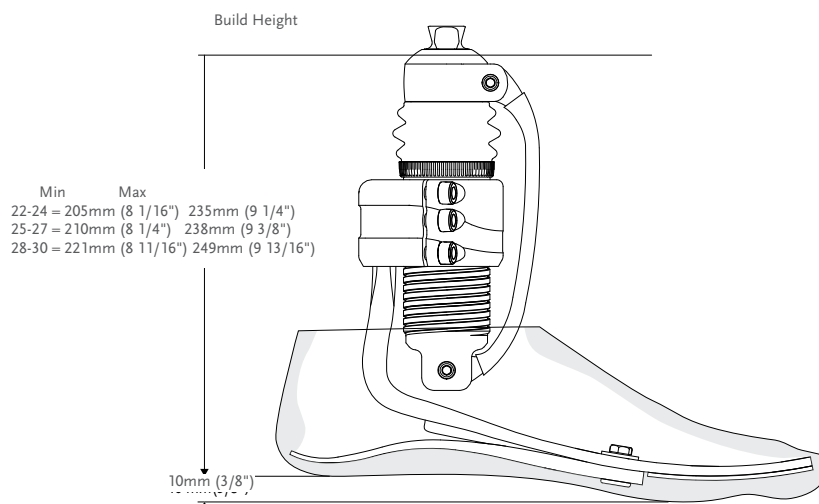
High Impact Category

Size 22-24	2	3	4	5	6	N/A	N/A	N/A	N/A	N/A
Size 25-27	2	3	4	5	6	7	8	9	N/A	N/A
Size 28-30	3	3	4	5	6	7	8	9	N/A	N/A

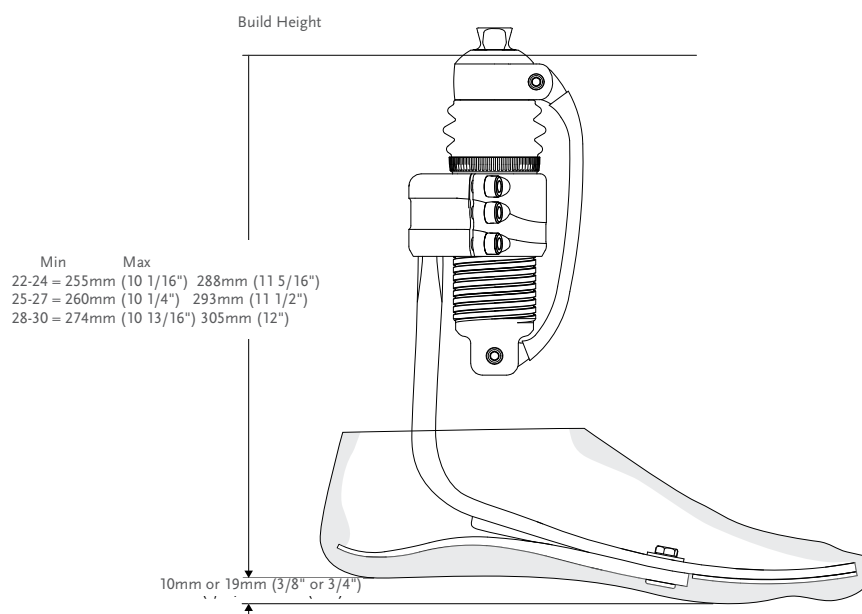
RE-FLEX SHOCK™

CLEARANCE

RE-FLEX SHOCK STANDARD FOOT MODULE



RE-FLEX SHOCK TALL FOOT MODULE



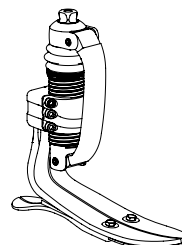
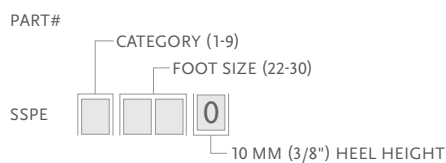
*Note: Re-Flex Shock with Unity has the same build height as Re-Flex Shock.

RE-FLEX SHOCK™

KITS

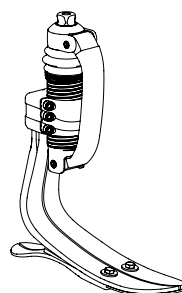
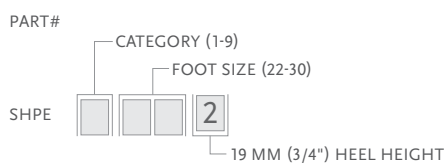
STANDARD PROFILE WITH SHOCK

MALE PYRAMID ATTACHMENT



TALL PROFILE WITH SHOCK

MALE PYRAMID ATTACHMENT



Includes:

- Foot Module
- Shock Module with Carbon Front Spring
- Heel Wedges

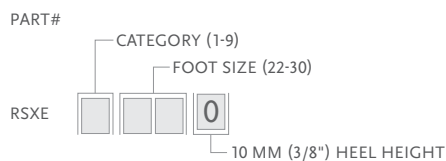
Shock Kit Includes:

- Male Pyramid Shock Module
- Loctite

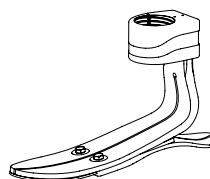
Note:

- 19mm (3/4") heel are special orders.
- Solid toe is a special order.

STANDARD PROFILE WITHOUT SHOCK



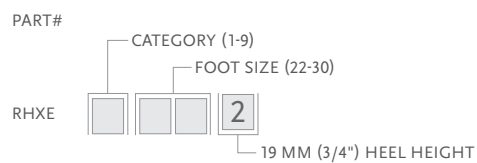
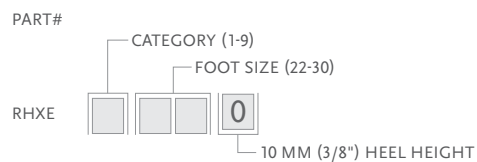
Note: 19mm heel height for standard profile, foot size 25-30, available upon special order.



RE-FLEX SHOCK™

KITS

TALL PROFILE WITHOUT SHOCK



Includes:

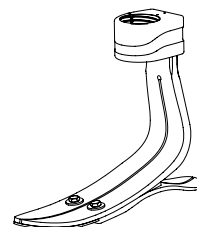
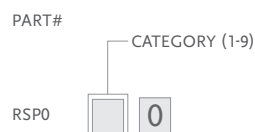
- Foot Module

Note:

- 19mm (3/4") heel are special orders.
- Solid toe is a special order.

SHOCK KITS

MALE SHOCK KIT



COMPONENTS

HEEL WEDGE KITS

Tall and Standard Profile Foot Module	Foot Size	Cat.
CM150011	22-30	ALL

Includes:

- 3 Wedges
- Adhesive

Part#	Description
CM160025	Loctite 243



RE-FLEX SHOCK™

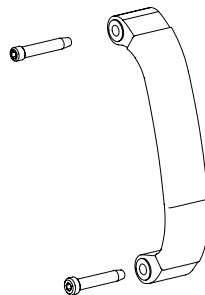
COMPONENTS

FRONT SPRINGS

Part#	Cat.
RSS44001	1
RSS44002	2
RSS44003	3
RSS44004	4
RSS44005	5
RSS44006	6
RSS44007	7
RSS44008	8

Includes:

- Front Spring
- 2 Pins

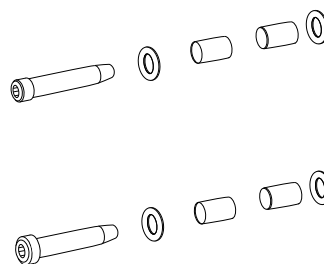


BUSHING KIT

Part#	Description
RSS00001	Bushing Kit

Includes:

- 4 Bushings
- 4 Disc Springs
- 2 Pins



LOWER RING

Part#	Description
RSS40011	Re-Flex Shock Bellow
RSS40012	Re-Flex Shock Collar

TOOLS

TORQUE WRENCH

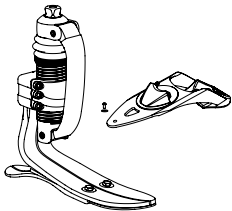
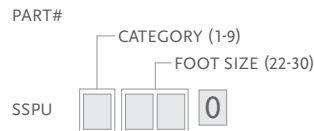
Part#	Description
FFC7980001	Torque Wrench 3Nm Preset

RE-FLEX SHOCK™

FOOT KITS WITH UNITY

RE-FLEX SHOCK™ STANDARD PROFILE WITH UNITY PUMP

MALE PYRAMID ATTACHMENT



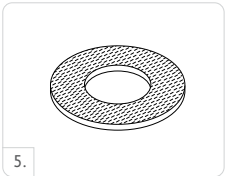
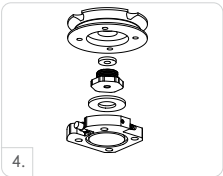
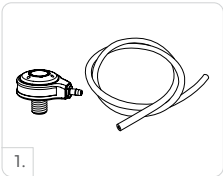
Caution: Due to restricted space with the Re-Flex Shock shock module and Unity, SSPE® kits allow for only 2 full turns of downwards adjustment from the tallest setting. Re-Flex Rotate modules can be set to any height within their designed limits.

Note: Unity pump will come preassembled on the foot. Valve kit needs to be ordered separately.

UNITY

UNITY KITS

Picture	Part#	Description	Applicable Foot Kits
1	UTT0001	Unity TT Valve Kit	All
2	UTF0001	Unity TF Valve Kit	All
3	UTF0006	Unity TF Tube Kit	All
4	L-544611	Icelock 544 Kit	All
5	UTT1103	Unity Valve Air Filter Pack (10 p.)	All



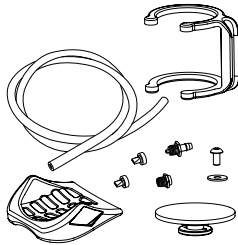
RE-FLEX SHOCK™

UNITY SPARE COMPONENTS

Part#	Description
URS00021	Unity RS Components, 22-24
URS00022	Unity RS Components, 25-30

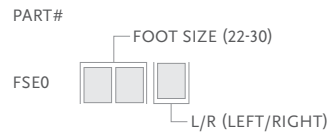
Includes:

- Membrane
- Check valves
- Barb fittings
- Tube
- Tube fastener
- Heel pad



COSMETIC FINISHING

FOOT COVER KIT, BEIGE AND BROWN*



Includes:

- Foot Cover
- Flex-Foot Sock
- Foot Cover Attachment

*Please specify when ordering brown covers, add "BR" to the end of the part number.

SPECTRA SOCKS

Used to cover the composite foot module to protect the foot and eliminate noise between foot module and foot shell.

Part#	Description	Size	Color
FSEL60001	Black Sock Small 1 pc	22-25	Black
FSEL60002	Black Sock Large 1 pc	26-30	Black
FSEL60001-15	Black Sock Small 15 pc	22-25	Black
FSEL60002-15	Black Sock Large 15 pc	26-30	Black



TORSION SHOCK ADAPTER



The Torsion Shock Adapter has shock absorption and rotational functions that reduce rotary and shear forces on the residual limb. It may be used as a part of a prosthesis during daily-living activities as needed.



User Information	
Amputation Level:	Lower Limb
Impact Level:	Low to High
Maximum Patient Weight:	147kg (324lbs)
Weight of the Adapter:	415g (14.6oz)
Build height of the Adapter:	67-93mm (depending on connecting adapter)



WEATHERPROOF

ORDERING INFORMATION

SIZE SELECTION TABLE

Weight (kg)	45-77	78-88	89-100	101-116	117-130	131-147
Weight (lbs)	97-170	171-194	195-220	221-256	257-287	288-324
Low Impact Level	TSA50001	TSA50001	TSA50001	TSA50002	TSA50003	TSA50003
Moderate Impact Level	TSA50001	TSA50001	TSA50002	TSA50003	TSA50003	N/A
High Impact Level	TSA50001	TSA50002	TSA50003	TSA50003	N/A	N/A

COMPONENTS


Össur recommends using the Torsion Shock Adapter with M36 adapters by Össur. For reference see compatible adapters below.

COMPATIBLE ADAPTERS

Picture	Part#	Description	Material	Weight Limit		Weight	
1.	A-114030	3- Prong Socket Adapter	Stainless Steel	166kg	365lbs	124g	4.4oz
2.	A-114040	4- Prong Socket Adapter	Stainless Steel	166kg	365lbs	158g	4oz
3.	A-122300	Euro 4-Hole Adapter	Aluminum	125kg	275lbs	70g	2.5oz
4.	A-834300	Male Pyramid Adapter	Stainless Steel	100kg	220lbs	111g	3.9oz
4.	A-835300	Male Pyramid Adapter	Titanium	166kg	365lbs	80g	2.8oz
5.	A-845300	Female Pyramid Adapter	Titanium	166kg	365lbs	85g	3oz



CHEETAH® XPLORE



Cheetah Xplore is a crossover foot prosthesis inspired by the original Cheetah design. Although primarily designed for everyday use, Cheetah Xplore allows the user to engage in various sports and activities. The foot combines high energy return and dynamic push-off with increased balance and stability when compared to standard energy storing feet, supporting amputees with an active lifestyle.



User Information	
Amputation Level:	Transfemoral and Transtibial
Impact Level:	Moderate to Extreme
Maximum Patient Weight:	147kg (324lbs)



FULL LENGTH
TOE LEVER



ACTIVE TIBIAL
PROGRESSION



WATERPROOF



SPLIT TOE

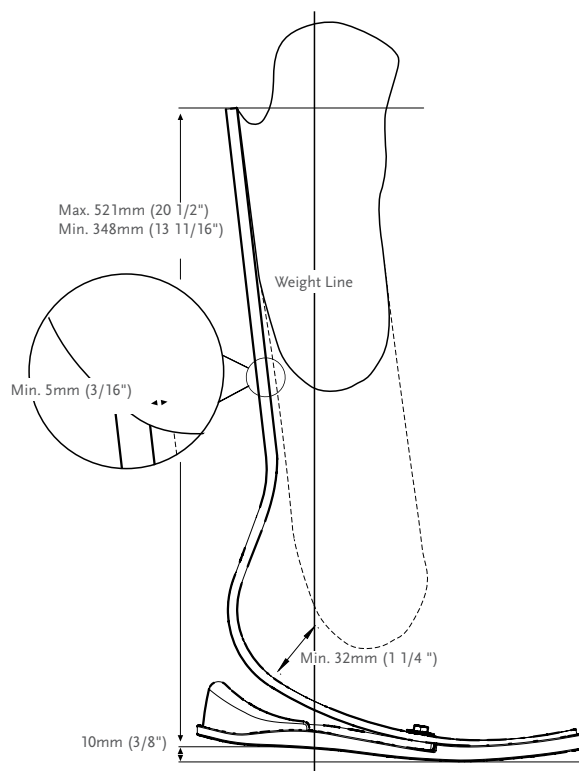
Foot information	
Categories:	1-9
Sizes:	One Size Per Category
Weight of Foot (Cat. 5):	646g (22.8oz)
Build Height:	Max. height of the posterior brim: 521mm (20 1/2") Min. height of the posterior brim: 348mm (13 11/16") Min. clearance from the socket to the foot: 32mm (1 1/4")
Adapter Options:	Lamination Connector

CATEGORY SELECTION CHART

Weight kg	45-52	53-59	60-68	69-77	78-88	89-100	101-116	117-130	131-147
Weight lbs	97-115	116-130	131-150	151-170	171-194	195-221	222-256	257-287	288-324
Moderate Impact Level	1	2	3	4	5	6	7	8	9
High Impact Level	2	3	4	5	6	7	8	9	N/A

CHEETAH® XPLORE

CLEARANCE WITH DIRECT LAMINATION



KITS

CHEETAH XPLORE KIT*

PART#

CATEGORY (1-9)

FSX009



Includes:

- Foot Module
- Foam Heel Counter
- Foam Sole
- +Pluseries Adhesives 215 ml - Composite 1 Minute

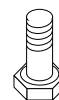
*Cheetah Xplore comes with +Pluseries composite 1 minute adhesive. The +Pluseries adhesive dispenser needs to be ordered separately. The Lamination connector may also be ordered separately with Cheetah Xplore.

CHEETAH® XPLORE

KITS

ATTACHMENT BOLT FOR LAMINATION CONNECTOR

Part#	Description	Size	Cat.
CM130218	Attachment Bolt for Lamination Connector	5/16"-24 x 1 1/2"	1-6
CM130213	Attachment Bolt for Lamination Connector	3/8"-24 x 1 3/4"	7-9

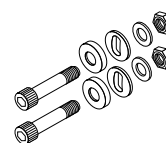


HARDWARE KIT FOR T CONNECTORS

Part#	Length		Weight		Size	Cat.
CM100054	8mm	5/16"	108g	3.8oz	x 2-1/2"	1-6
CM100055	10mm	3/8"	144g	5oz	x 2-1/2"	7-9

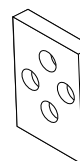
Includes:

- Bolts
- Nuts
- Spherical Washer
- Flat Washer



ALIGNMENT WEDGES

Part#	Description	Cat.
CM140502	Alignment Wedges 2°	ALL
CM140505	Alignment Wedges 4°	ALL
CM140508	Alignment Wedges 6°	ALL
CM140511	Alignment Wedges 8°	ALL



HEEL WEDGE KIT

For adjustment of heel stiffness and roll-over characteristics.

Part#	Foot Size
CM150011	22-30

Includes:

- 3 Wedges
- Adhesive



LAMINATION CONNECTOR KIT

Part#	Description	Cat.
FSX50009	Lamination Connector	1-9

Includes:

- Connector
- Alignment Wedges (2°, 4°, 6°, 8°)
- Attachment Hardware
- Lamination Kit

CHEETAH® XPLORE

TOOLS

+PLUSERIES DISPENSER

Part#	Description
FSX80016	+Pluseries 215 ml Dispenser



+PLUSERIES ADHESIVE

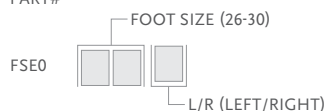
Part#	Description
FSX80015	+Pluseries Adhesive 215 ml - Composite 1 Minute
FSX80017	+Pluseries Mixing Nozzle Includes: 6 Mixing Nozzles



COSMETIC FINISHING

FOOT COVER KIT, BEIGE AND BROWN*

PART#



Includes:

- Foot Cover
- Flex-Foot Sock
- Foot Cover Attachment

*Please specify when ordering brown covers, add "BR" to the end of the part number.

FLEX-FOOT SOCKS

Used to cover the composite foot module to protect the foot and eliminate noise between foot module and foot shell.

Part#	Description	Size	Color
FSEL60002	Black Sock Large 1 pc	26-30	Black
FSEL60002-15	Black Sock Large 15 pc	26-30	Black

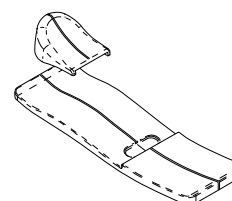


FOAM HEEL COUNTER AND SOLE

Part#
FSX60001

Includes:

- Foam Heel Counter
- Foam Sole



FLEX-SYMES™



Extremely low build height with a Carbon-X® Active Heel and alignment options.

The Flex-Symes foot design is a carbon foot module connected to an actively deflecting carbon heel. The improved alignment adapter now offers angulation and adjustments in ML / AP planes.

Flex-Symes is specifically designed for people with Symes and Pirogoff or long transtibial amputations.



User Information	
Amputation Level:	Ankle Disarticulation
Impact Level:	Low to High
Maximum Patient Weight:	166kg (365lbs)



FULL LENGTH
TOE LEVER



SPLIT TOE




WEATHERPROOF


Foot Information	
Categories:	Size 22-24; Cat. 1-6 / Size 27-30; Cat. 1-9
Sizes:	22-30
Weight of Foot: (Size 27)	528 g (18.6 oz) w/ Foot Cover
Build Height: (Size 27)	60mm (2 3/8") w/ Foot Cover
Heel Height:	10mm (3/8")
Adapter Options:	Direct Lamination Adapter

ORDERING INFORMATION

FOR COMPLETE FOOT WITH SOCKET ADAPTER



FOR COMPLETE FOOT WITHOUT ADAPTER

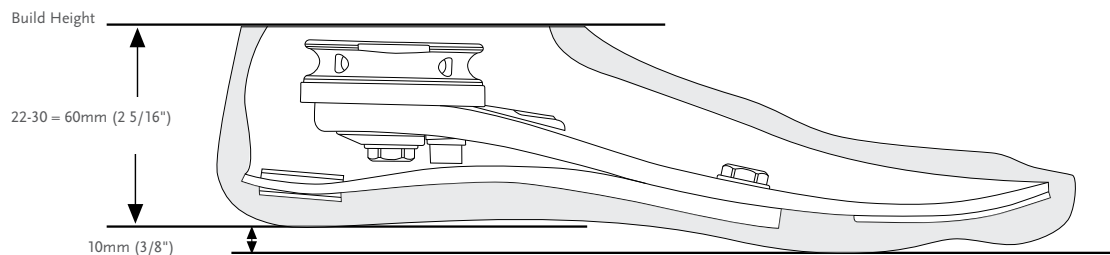


CATEGORY SELECTION CHART

Weight kg	45-52	53-59	60-68	69-77	78-88	89-100	101-116	117-130	131-147	148-166
Weight lbs	97-115	116-130	131-150	151-170	171-194	195-220	221-256	257-287	288-324	325-356
Low Impact Level	1	1	2	3	4	5	6	7	8	9
Moderate Impact Level	1	2	3	4	5	6	7	8	9	N/A
High Impact Level	2	3	4	5	6	7	8	9	N/A	N/A

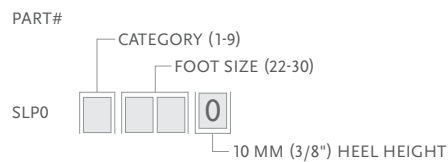
FLEX-SYMES™

CLEARANCE



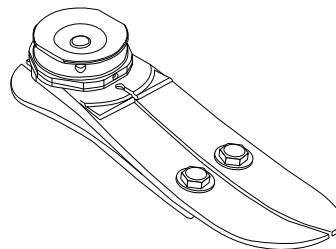
KITS

FLEX-SYMES WITH SOCKET ADAPTER

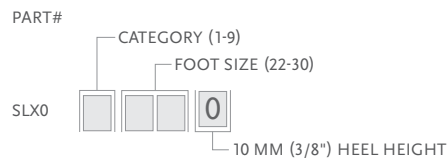


Includes:

- Carbon foot module with heel
- 2 Circular alignment wedges
- 2 Alignment pins
- 1 Anti-rotation bolt
- Washer
- Loctite 410
- Epoxy potting
- Socket adapter

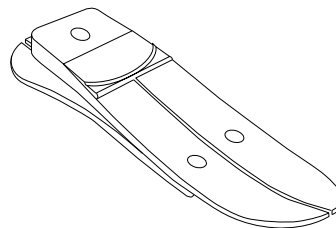


FLEX-SYMES WITHOUT ADAPTER



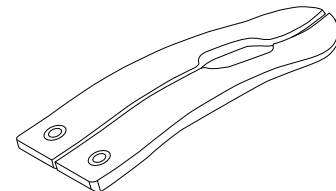
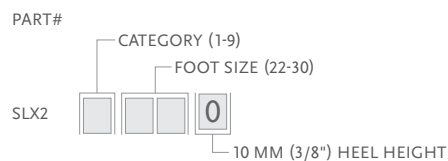
Includes:

- Carbon foot module with heel



COMPONENTS

HEEL MODULE

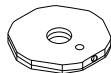


FLEX-SYMES™

COMPONENTS

ALIGNMENT DISC KIT

Part#	Foot Size	Cat.
SLP30001	22-24	1-6
SLP30002	25-27	1-6
SLP30003	28-30	1-6
SLP30004	25-27	7-9
SLP30005	28-30	7-9

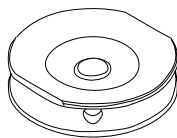


Includes:

- 2 Circular alignment wedges
- 2 Alignment pins
- 1 Anti rotation bolt
- Washer
- Loctite 410

SOCKET ADAPTER WITH INSERT

Part#	Cat.	Foot Size
SLX50001	1-6	22-24
SLX50002	1-6	25-27
SLX50003	1-6	28-30
SLX50004	7-9	25-27
SLX50005	7-9	28-30



LAMINATION KIT

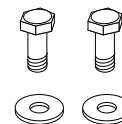
Part#	Foot Size	Cat.
SLP30011	22-24	1-6
SLP30012	25-27	1-6
SLP30013	28-30	1-6
SLP30014	25-27	7-9
SLP30015	28-30	7-9

Includes:

- Socket adapter with insert
- Epoxy potting

HEEL FASTENER HARDWARE KIT

Part#	Length	Size	Cat.
CM150004	18mm	11/16"	6mm 1/4" 1-6
CM150005	18mm	11/16"	8mm 5/16" 7-9

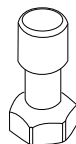


Includes:

- Bolt
- Washer

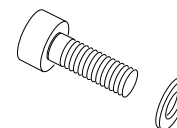
CENTRAL BOLTS

Part#	Foot Size	Bolt Size	Cat.
SLX30021	22-27	M12	1-6
SLX30022	25-27	M14	7-9
SLX30022	28-30	M14	1-6
SLX30023	28-30	M16	7-9



ANTI-ROTATION BOLT KIT

Part#	Foot Size	Bolt Size
SLX30005	22-27	M6
SLX30007	28-30	M8



Includes:

- Bolt
- Washer

HEEL WEDGE KIT

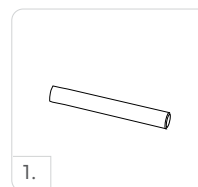
Part#	Foot Size	Cat.
CM150011	22-30	1-9



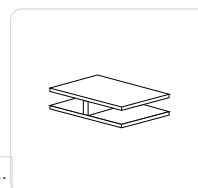
Includes:

- 3 Wedges
- Adhesive

Picture	Part#	Description
1.	SLX30006	Alignment Pin
2.	CM140003	Heel Divider
	CM160009	Potting Epoxy



1.

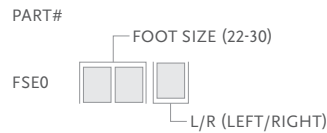


2.

FLEX-SYMES™

COSMETIC FINISHING

FOOT COVER KIT, BEIGE AND BROWN*



- Includes:
- Foot Cover*
 - Attachment Plate
 - Flex Foot Sock

*Please specify when ordering brown covers add "BR" to the part#.

FLEX-FOOT SOCKS

Used to cover the composite foot module to protect the foot and eliminate noise between foot module and foot shell.

Part#	Description	Size	Color
FSEL60001	Black Sock Small 1 pc	22-25	Black
FSEL60002	Black Sock Large 1 pc	26-30	Black
FSEL60001-15	Black Sock Small 15 pc	22-25	Black
FSEL60002-15	Black Sock Large 15 pc	26-30	Black



CHOPART



This 100% carbon keel is designed to be a flexible and durable solution for the longest amputation levels and partial foot prostheses.

Includes a 10mm heel height for compatibility with standard Flex-Foot shells and low-heel shoes.

Chopart is specifically designed for people with chopart amputations as well as lisfranc, pirogoff, boyd and partial foot prostheses.



User Information	
Amputation Level:	Transfemoral Amputees Lisfranc, Pirogoff, Boyd and Partial Foot Amputees
Impact Level:	Low to High
Maximum Patient Weight:	147kg (324lbs)

Foot Information	
Categories:	1-8
Sizes:	22-30
Weight of Foot: (Size 27)	94g (3.3oz)
Build Height: (Size 27)	6mm (1/4")




FULL LENGTH
TOE LEVER



WATERPROOF

ORDERING INFORMATION

FOR COMPLETE FOOT



CATEGORY SELECTION CHART

Weight kg	45-52	53-59	60-68	69-77	78-88	89-100	101-116	117-130	131-147
Weight lbs	97-115	116-130	131-150	151-170	171-194	195-220	221-256	257-287	288-324
Low Impact Level	1	1	2	3	4	5	6	7	8
Moderate Impact Level	1	2	3	4	5	6	7	8	Special Order
High Impact Level	2	3	4	5	6	7	8	Special Order	Special Order

Chopart foot plates are a standard order in the following sizes and categories:

Sizes 22-24 in categories 1-5

Sizes 25-26 in categories 2-6

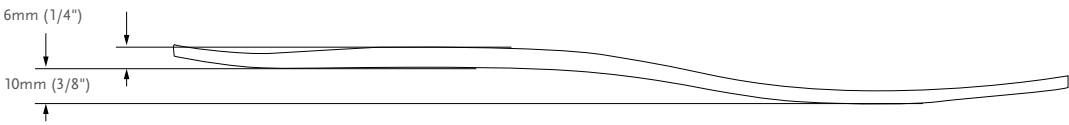
Sizes 27-28 in categories 3-7

Sizes 29-30 in categories 4-8

For information on special or custom orders, please contact your local Össur representative.

CHOPART

CLEARANCE



COMPONENTS

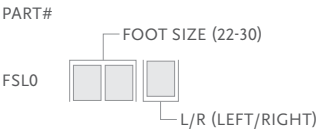
COMPLETE FABRICATION KIT



- Includes:
- Carbon Fiber Foot Plate
 - Carbon Fiber cloth
 - Epoxy
 - Crepe soling material

COSMETIC FINISHING

FOOT COVER KIT, BEIGE AND BROWN*



- Includes:
- Foot Cover Kit
 - Foot Cover Attachment
 - Flex-Foot Sock

*Please specify when ordering brown covers, add "BR" to the end of the part number.

FLEX-FOOT SOCKS

Used to cover the composite foot module to protect the foot and eliminate noise between foot module and foot shell.

Part#	Description	Size	Color
FCX63022	FF Sock Small 1 pc	22-25	Black
FCX63025	FF Sock Large 1 pc	26-30	Black
FCX63022-15	FF Sock Small 15 pcs	22-25	Black
FCX63026-15	FF Sock Large 15 pcs	26-30	Black



CHOPART ACCESSORIES

SHOE HORN

Especially designed for Flex-Foot feet, this shoe horn makes donning and doffing foot shells fast and easy.

Part#	Description
CM100068	Shoe Horn



DUAL DENSITY SHIN FAIRING

The Dual Density Shin Fairing allows the range of motion in the ankle section to be maximized without compromising the integrity of the foam where it is attached to the foot cover.

Part#	Size
fcx0002	One Size



- Includes:
- Flexible section at ankle
 - Fire retardant

SINGLE DENSITY SHIN FAIRING BLOCK

Part#	Size
C-860977	One Size

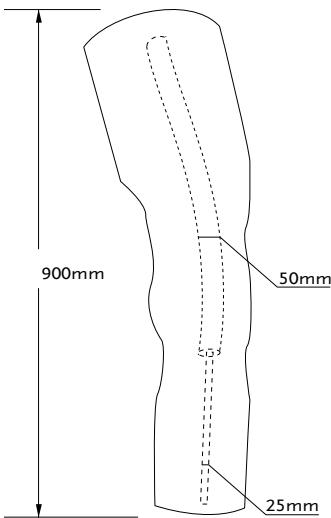


- Includes:
- Closed Cell Polyethylene Foam (25g)
 - Fire retardant

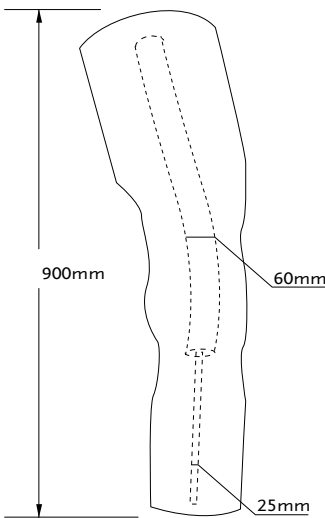
CONTINUOUS COSMETIC FOAM

Part#	Bore Size
C-880877	50-25
C-880878	60-25
C-880879	80-25

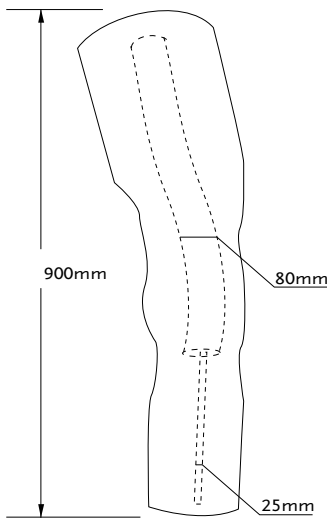
- Designed to fit left or right
- Open Cell Polyethylene foam (60g)
- Fire retardant



Part# C-880877



Part# C-880878

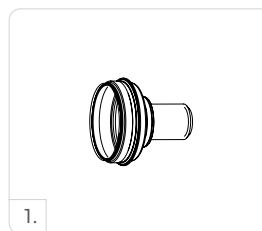


Part# C-880879

UNITY® SPARE PARTS

VALVE CORE

Picture	Part#	Description
1	UTT0005	Unity TT Valve Core
2	UTF0006	Unity Tube Kit for TF



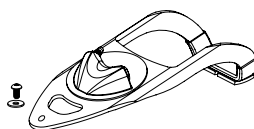
PUMPS

PROPRIO FOOT PUMPS

Part#	Description
UPR00012	Unity PR Spare Pump 25-27
UPR00013	Unity PR Spare Pump 28-30

Includes:

- Frame
- Membrane
- Check valves
- Barb fittings
- Tube
- Tube fastener
- Heel pad

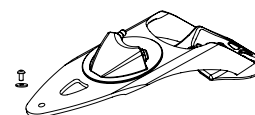


RE-FLEX PUMPS

Part#	Description
URS00011	Unity RS Spare Pump 22-24
URS00012	Unity RS Spare Pump 25-27
URS00013	Unity RS Spare Pump 28-30

Includes:

- Frame
- Membrane
- Check valves
- Barb fittings
- Tube
- Tube fastener
- Heel pad



VARI-FLEX PUMPS

Part#	Description
UVF00011	Unity VF Spare Pump 22-24
UVF00012	Unity VF Spare Pump 25-27
UVF00013	Unity VF Spare Pump 28-30

Includes:

- Frame
- Membrane
- Check valves
- Barb fittings
- Tube
- Tube fastener
- Heel pad



LP VARI-FLEX PUMPS

Part#	Description
UVL00011	Unity VL Spare Pump 22-24
UVL00012	Unity VL Spare Pump 25-27
UVL00013	Unity VL Spare Pump 28-30

Includes:

- Frame
- Membrane
- Check valves
- Barb fittings
- Tube
- Tube fastener
- Heel pad



ÖSSUR SPORT SOLUTIONS



CHEETAH KNEE



CHEETAH XCEED
WITH NIKE SOLE



FLEX-RUN



CHEETAH XCEL



CHEETAH XTREME



CHEETAH XTEND



CHEETAH XPANSE



FLEX-FOOT CHEETAH

CHEETAH® KNEE



UNITY®
COMPATIBLE

The Cheetah Knee is a lightweight polycentric knee with 3-phase hydraulic swing control, specifically designed for rapid flexion and extension for running and sprinting. The polycentric design offers good stability in stance, allowing for controlled deceleration enabling users to participate in a wide range of sports activities. Although not specifically designed for walking, Cheetah Knee's 4-bar geometry makes it possible to walk and easily transition from walking to jogging and/or running.

- Polycentric knee, designed for high activity such as jogging, running and sprinting
- 4-bar geometry for increased stability in stance
- Hydraulic swing control to support rapid flexion and extension
- Soft extension bumper
- Short knee center to top distance, useful for long transfemoral limbs or knee disarticulation
- Male pyramid distal connection for easy alignment



Patient Profile:	
Amputation Level:	Transfemoral and Knee Disarticulation
Impact Level:	Moderate to Extreme
Maximum Patient Weight:	100 kg (220 lbs)

Product Information:	
Build Height:	108mm (4.3")
Weight of Knee:	0.62 kg (1.37 lbs)
Flexion:	110°



MULTI AXIS



HYDRAULIC
CONTROL

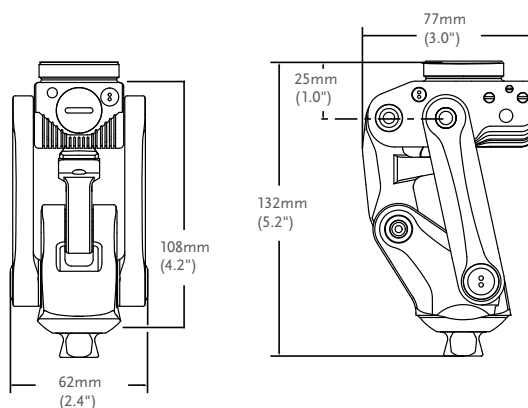


MULTI SPEED



SOCKET
CONNECTOR
ADAPTATION

CLEARANCE



KITS


Part#	Description
CKN10000	Cheetah Knee

CHEETAH® KNEE

COMPONENTS

TOTAL KNEE ADAPTERS

Picture	Part#	Description	Material	Weight Limit		Weight	
1.	A-114040	4- Prong Socket Adapter	Stainless Steel	166kg	365lbs	158g	4oz
2.	A-122300	Euro 4-Hole Adapter	Aluminum	125kg	275lbs	70g	2.5oz
3.	A-834300	Male Pyramid Adapter	Stainless Steel	100kg	220lbs	111g	3.9oz
3.	A-835300	Male Pyramid Adapter	Titanium	166kg	365lbs	80g	2.8oz
4.	A-845300	Female Pyramid Adapter	Titanium	166kg	365lbs	85g	3oz



CHEETAH® XPANSE



Cheetah Xpanse features a large carbon blade designed to withstand the forces that are set free during high endurance sports such as long jumping. The dynamic shape allows the foot to flex aggressively for a more powerful energy return. A long toe offers an increased ground contact time before push-off, while the plantar-flexed pylon handles forward progression.

The Nike Spike pad has been designed exclusively for the Össur Cheetah Range and has been improved for the blade to provide specialized traction.



User information	
Amputation Level:	Transfemoral and Transtibial
Impact Level:	Extreme
Maximum Patient Weight:	116kg (256lbs)



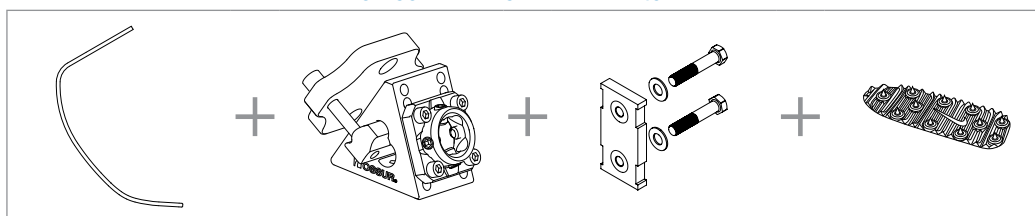
WATERPROOF

Foot information	
Categories:	1-7
Sizes:	Two Sizes Per Category
Weight of Foot:	Size Large - 1250 g (2.76lb) Size small - 830 g (1.83lb)
Max Build Height:	Size Large - 576mm Size small - 466 mm
Min Build Height:	Size Large - 481 mm Size small - 379 mm
Adapter Options:	Lamination Connector

Note: Build height is from bottom of foot to top of lamination connector.

ORDERING INFORMATION

FOR COMPLETE CHEETAH XPANSE KIT



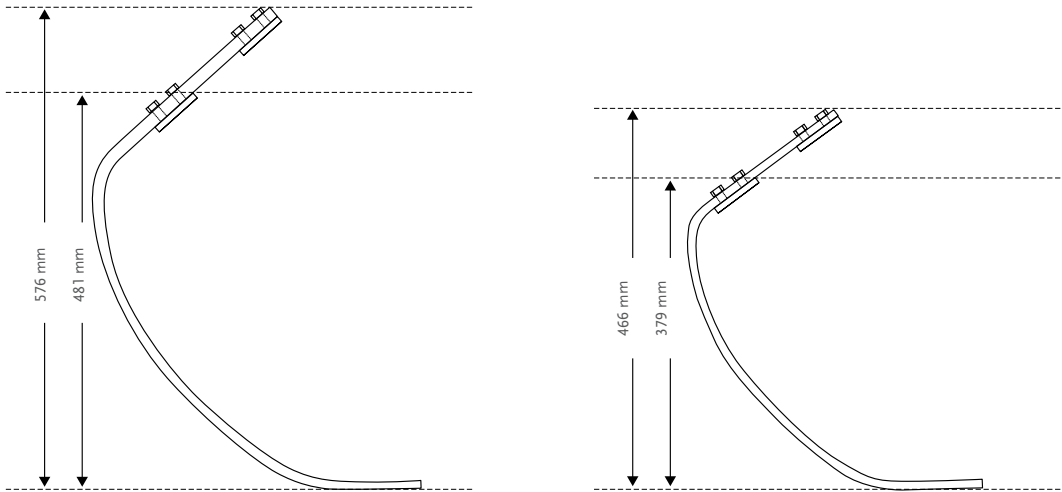
CATEGORY SELECTION CHART

Weight kg	45-52	53-59	60-68	69-77	78-88	89-100	101-116
Weight lbs	97-115	116-130	131-150	151-170	171-194	195-220	221-256
Extreme Impact Level	1	2	3	4	5	6	7

CHEETAH® XPANSE

CLEARANCE

WITH LAMINATION CONNECTOR



KITS

CHEETAH XPANSE KIT

PART#

CATEGORY(1-7)

LARGE:
CXE004

SMALL:
CXE002

- Includes:
- Foot module

Note: Sole to be ordered separately.



NIKE SPIKE PAD KIT

Part#	Description	Cat.
NSS50021	Nike Spike Pad 2.0*	1-9

- Includes:
- 7mm (9/32") Pyramid Spikes
 - Wrench

Note: Nike Spike Pad has same spikes as Nike track and field shoes, additional spikes can be purchased at Nike.



CHEETAH® XPANSE

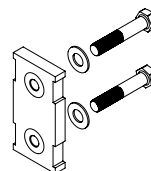
KITS

LAMINATION CONNECTOR KIT

Part#	Description	Cat.
FSX50009	Lamination Connector	1-9

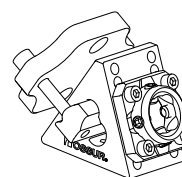
Includes:

- Connector
- Alignment Wedges (2°, 4°, 6°, 8°)
- Attachment Hardware
- Lamination Kit



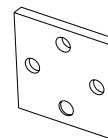
ALIGNMENT ADAPTERS XPANSE KIT

Part#	Description	Cat.
CXE50001	Alignment Adapter Xpanse Kit	1-6



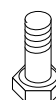
ALIGNMENT WEDGES

Part#	Description	Cat.
CM140515	Alignment Wedges 2°	ALL
CM140516	Alignment Wedges 4°	ALL
CM140517	Alignment Wedges 6°	ALL
CM140518	Alignment Wedges 8°	ALL



ATTACHMENT BOLT FOR LAMINATION CONNECTOR

Part#	Description	Size	Cat.
CM130211	Attachment Bolt for Lamination Connector	3/8"-24 x 1 1/2"	1-9
CM130213	Attachment Bolt for Lamination Connector	3/8"-24 x 1 3/4"	1-9
CM130214	Attachment Bolt for Lamination Connector	3/8"-24 x 1 3/8"	1-9
CM130251	Attachment Bolt for Lamination Connector	3/8"-24 x 1 1/10"	1-9
CM130252	Attachment Bolt for Lamination Connector	3/8"-24 x 1 1/5"	1-9



CHEETAH® XCEL



Cheetah Xcel is the next generation short sprinting foot from Össur that is specifically designed for explosive short-distance sprints. The carbon blade features a more extreme curve and the dynamic shape allows for the foot to flex and give a powerful energy kick. A long toe enhances the push-off, while the plantar-flexed pylon handles forward progression.

The Nike Spike pad has been designed exclusively for the Össur Cheetah Range and has been improved for the blade to provide specialized traction.



User information	
Amputation Level:	Transfemoral and Transtibial
Impact Level:	Extreme, High
Maximum Patient Weight:	45kg - 147kg



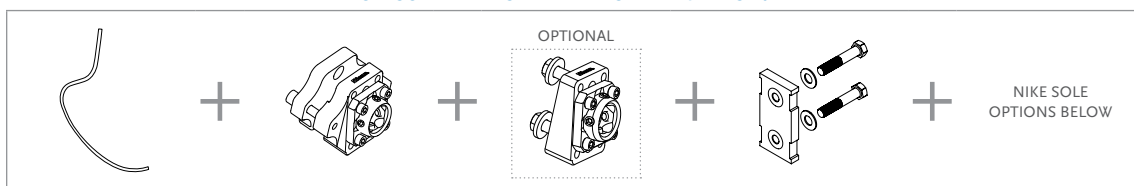
WATERPROOF

Foot information	
Categories:	1-9
Sizes:	Two Sizes Per Category
Weight of Foot:	Size Large - 980 g / 2.16lb Size small - 820 g / 1.81 lb
Max Build Height:	Size Large - 569 mm Size small - 538 mm
Min Build Height:	Size Large - 513 mm Size small - 443 mm
Adapter Options:	Lamination Connector

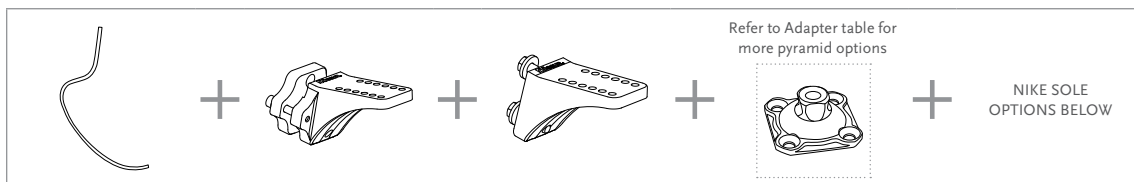
Note: Build height is from bottom of foot to top of lamination connector.

ORDERING INFORMATION

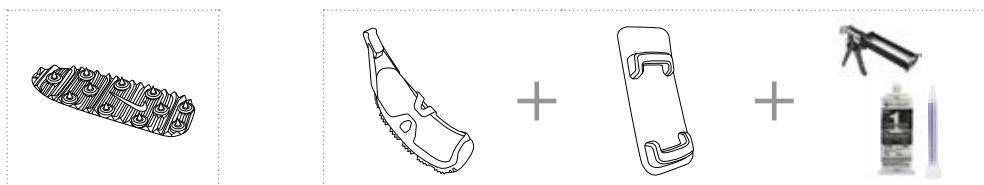
FOR COMPLETE CHEETAH XCEL DYNAMIC 10 KIT



FOR COMPLETE CHEETAH XCEL L-ADAPTER



NIKE SOLE OPTIONS



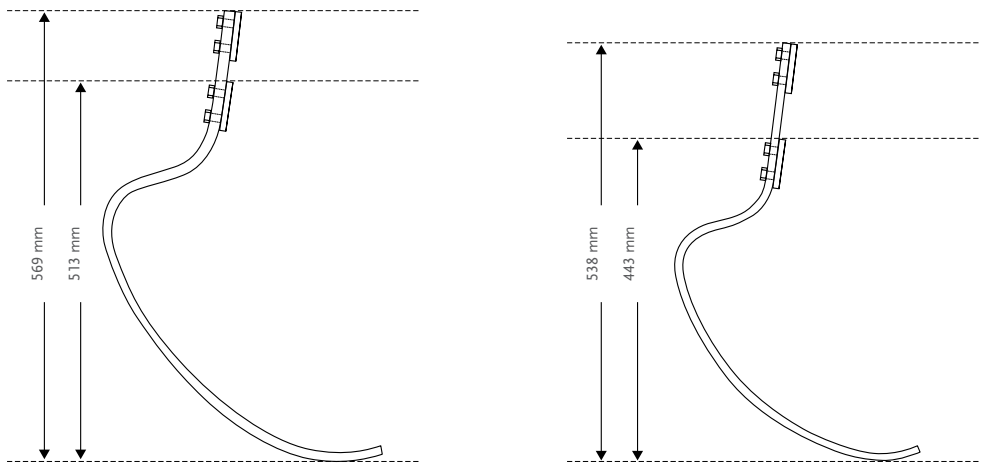
CHEETAH® XCEL

CATEGORY SELECTION CHART

Weight kg	45-52	53-59	60-68	69-77	78-88	89-100	101-116	117-130	131-147
Weight lbs	99-115	116-130	131-150	151-170	171-194	195-221	222-256	257-287	288-325
Extreme Impact Level	1	2	3	4	5	6	7	8	9

CLEARANCE

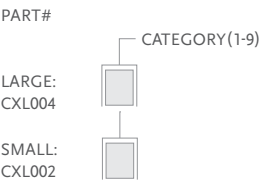
WITH LAMINATION CONNECTOR



ÖSSUR SPORT
SOLUTIONS

KITS

CHEETAH XCEL KIT



Includes:

- Foot module

Note: Soles, attachment kit and Pluseries to be ordered separately.



CHEETAH® XCEL

KITS

NIKE SOLES

Picture	Part#	Description	Cat.
1.	NSS50041	Nike Traction SoleX	1-9
1.	NSS50012	Nike Spike SoleX*	1-9
2.	NSS50021	Nike Spike Pad 2.0*	1-9
3.	NSS50031	Nike SoleX Attachment Kit**	1-9

* Includes:

- 7mm (9/32") Pyramid Spikes
- Wrench

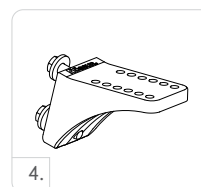
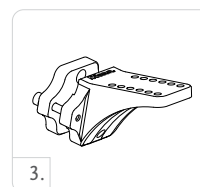
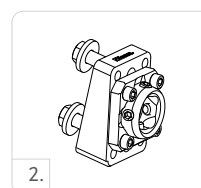
** Pluseries needs to be ordered separately

Note: Nike Spike Pad has same spikes as Nike track and field shoes, additional spikes can be purchased at Nike.



CHEETAH ALIGNMENT ADAPTERS KIT

Picture	Part#	Description	Cat.
1.	CXL50002	Dynamic - Adapter 10°Kit	1-6
2.	CXL50001	Bolted - Adapter 10°Kit	1-6
3.	CXL50004	Dynamic L - Adapter 13°Kit	1-6
4.	CXL50003	Bolted L-Adapter 13°Kit	1-6



L-BRACKET KITS

Picture	Part#	Description	Cat.
5.	FSX50005	5° L-Bracket Kits	1-6
6.	FSX50006	20° L-Bracket Kits	1-6

Includes:

- L-Bracket without inserts
- Pyramid Attachment Hardware
- Alignment Wedges
- Alignment Hardware

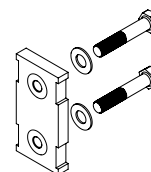


LAMINATION CONNECTOR KIT

Part#	Description	Cat.
FSX50009	Lamination Connector	1-9

Includes:

- Connector
- Alignment Wedges (2°, 4°, 6°, 8°)
- Attachment Hardware
- Lamination Kit



CHEETAH® XCEL


KITS

HARDWARE KIT FOR T CONNECTORS

Part#	Length		Weight		Size	Cat.
CM100055	10mm	3/8"	144g	5oz	x 2-1/2"	1-9

Includes:

- Bolts
- Nuts
- Spherical Washer
- Flat Washer



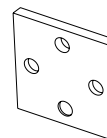
ATTACHMENT BOLT FOR LAMINATION CONNECTOR

Part#	Description	Size	Cat.
CM130211	Attachment Bolt for Lamination Connector	3/8"-24 x 1 1/2"	1-9
CM130213	Attachment Bolt for Lamination Connector	3/8"-24 x 1 3/4"	1-9
CM130214	Attachment Bolt for Lamination Connector	3/8"-24 x 1 3/8"	1-9
CM130251	Attachment Bolt for Lamination Connector	3/8"-24 x 1 1/10"	1-9
CM130252	Attachment Bolt for Lamination Connector	3/8"-24 x 1 1/5"	1-9



ALIGNMENT WEDGES

Part#	Description	Cat.
CM140515	Alignment Wedges 2°	ALL
CM140516	Alignment Wedges 4°	ALL
CM140517	Alignment Wedges 6°	ALL
CM140518	Alignment Wedges 8°	ALL



ADAPTERS

4-HOLE MALE PYRAMID

Part#	Material	Height		Build Height		Weight	
A-235100	Titanium	23mm	7/8"	8.5mm	5/16"	54g	1.9oz



4-HOLE MALE PYRAMID WITH ROTATION

Part#	Material	Height		Build Height		Weight	
A-235300	Titanium	25mm	1"	10.5mm	7/16"	72g	2.5oz



4-HOLE MALE PYRAMID WITH 5/16" / 8MM OFFSET

Part#	Material	Height		Build Height		Weight	
A-235400	Titanium	23mm	7/8"	8.5mm	5/16"	65g	2.3oz



4-HOLE FEMALE PYRAMID

Part#	Material	Height		Build Height		Weight	
A-245100	Titanium	15.5mm	5/8"	15.5mm	5/8"	64g	2.3oz



4-HOLE FEMALE PYRAMID WITH ROTATION

Part#	Material	Height		Build Height		Weight	
A-245300	Titanium	17.5mm	11/16"	17.5mm	11/16"	76g	2.7oz



CHEETAH® XCEL

TOOLS

+PLUSERIES DISPENSER

Part#	Description
FSX80016	+Pluseries 215 ml Dispenser




+PLUSERIES ADHESIVE

Part#	Description
FSX80015	+Pluseries Adhesive 215 ml - Composite 1 Minute
FSX80017	+Pluseries Mixing Nozzle Includes: 6 Mixing Nozzles



CHEETAH® XCEED



Cheetah Xceed has been designed to translate the functionality of Össur's high-performance blades to the needs of the everyday sports enthusiasts. It features a longer toe lever for enhanced push-off and offers a higher energy return.

It is appropriate for transfemoral and transtibial users participating in high impact activities, such as recreational jogging, trail running, distance running and triathlons.

The Nike Spike pad has been designed exclusively for the Össur Cheetah Range and has been improved for the blade to provide specialized traction.



User Information	
Amputation Level:	Transfemoral and Transtibial
Impact Level:	High to Extreme
Maximum Patient Weight:	147kg (325lbs)

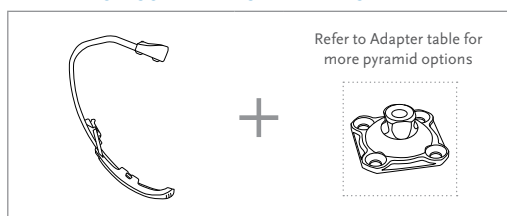


WATERPROOF

Foot information	
Categories:	1-9
Sizes:	One Size Per Category
Weight of Foot (Cat. 5):	1000g (1.20 lb)
Build Height:	345 mm (13 7/8"/127") with Nike Traction SoleX/without pyramid
Adapter Options:	4-hole Male and Female pyramid. Refer to adapter table for more pyramid options.

ORDERING INFORMATION

FOR COMPLETE CHEETAH XCEED KIT



*Includes Nike Traction SoleX

NIKE SOLE OPTIONS

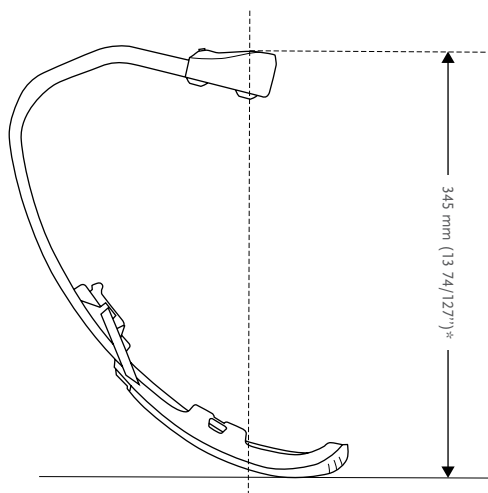


CHEETAH® XCEED

CATEGORY SELECTION CHART

Weight kg	45-52	53-59	60-68	69-77	78-88	89-100	101-116	117-130	131-147
Weight lbs	99-115	116-130	131-150	151-170	171-194	195-220	221-256	257-287	288-325
High to Extreme Impact Level	1	2	3	4	5	6	7	8	9

CLEARANCE



*Note: Build height of 4 – hole adapters should be added to this value for total build height.

KITS

CHEETAH XCEED KIT

PART#	CATEGORY (1-9)
CXD002	

Includes:

- Nike Traction SoleX and attachment
- Foot module



NIKE SOLES

Picture	Part#	Description	Cat.
1.	NSS50041	Nike Traction SoleX	1-9
1.	NSS50012	Nike Spike SoleX*	1-9
2.	NSS50021	Nike Spike Pad 2.0*	1-9
3.	NSS50031	Nike SoleX Attachment Kit**	1-9

*Includes:

- 7mm (9/32") Pyramid Spikes
- Wrench

**Pluseries needs to be ordered separately

Note: Nike Spike Pad has same spikes as Nike track and field shoes, additional spikes can be purchased at Nike.



CHEETAH® XCEED

ADAPTERS

4-HOLE MALE PYRAMID

Part#	Material	Height		Build Height		Weight	
A-235100	Titanium	23mm	7/8"	8.5mm	5/16"	54g	1.9oz



4-HOLE MALE PYRAMID WITH ROTATION

Part#	Material	Height		Build Height		Weight	
A-235300	Titanium	25mm	1"	10.5mm	7/16"	72g	2.5oz



4-HOLE MALE PYRAMID WITH 5/16" / 8MM OFFSET

Part#	Material	Height		Build Height		Weight	
A-235400	Titanium	23mm	7/8"	8.5mm	5/16"	65g	2.3oz



4-HOLE FEMALE PYRAMID

Part#	Material	Height		Build Height		Weight	
A-245100	Titanium	15.5mm	5/8"	15.5mm	5/8"	64g	2.3oz



4-HOLE FEMALE PYRAMID WITH ROTATION

Part#	Material	Height		Build Height		Weight	
A-245300	Titanium	17.5mm	11/16"	17.5mm	11/16"	76g	2.7oz



TOOLS

+PLUSERIES DISPENSER

Part#	Description
FSX80016	+Pluseries 215 ml Dispenser



+PLUSERIES ADHESIVE

Part#	Description
FSX80015	+Pluseries Adhesive 215 ml - Composite 1 Minute
FSX80017	+Pluseries Mixing Nozzle Includes: 6 Mixing Nozzles



CHEETAH® XTREME



The blade of champions – inspired by the world's fastest. Cheetah Xtreme is designed as a short-distance sprinting foot, a holder of multiple world records.

Designed specifically for the fast, short-distance sprints, the carbon blade features a more extreme curve than the other Cheetahs. This dynamic shape allows the foot to flex more offering a powerful energy kick. A longer, flatter toe enhances push off, while the plantar-flexed pylon supports better forward progression.

The Nike Spike Pad has been designed exclusively for the Cheetah. It provides specialized traction that has been optimised for the blade.

A new alignment adapter for the Cheetah is now available for quicker set up and easier alignment of the blade.



User information	
Amputation Level:	Transfemoral and Transtibial
Impact Level:	Extreme
Maximum Patient Weight:	147kg (325lbs)



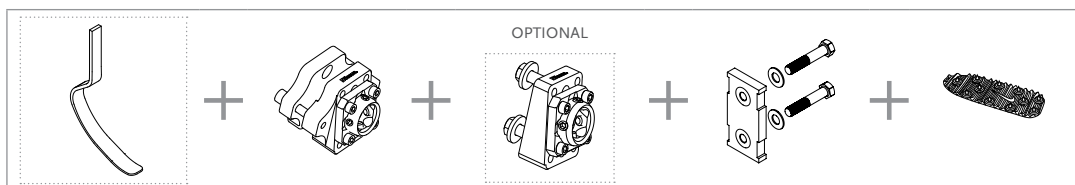
WATERPROOF

Foot information	
Categories:	1-9
Sizes:	One Size Per Category
Weight of Foot:	918g (32.4oz)
Max Build Height:	530mm (20 14/16")
Min Build Height:	375mm (14 3/4")
Adapter Options:	Lamination Connector

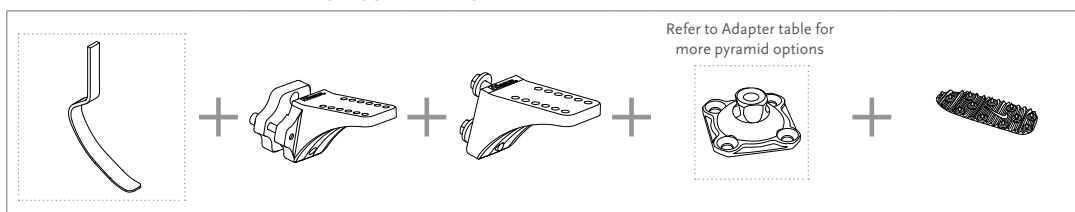
Note: Build height is from bottom of foot to center of lower bolt hole of lamination connector.

ORDERING INFORMATION

FOR COMPLETE CHEETAH XTREME DYNAMIC 10 KIT



FOR COMPLETE CHEETAH XTREME L-ADAPTER KIT



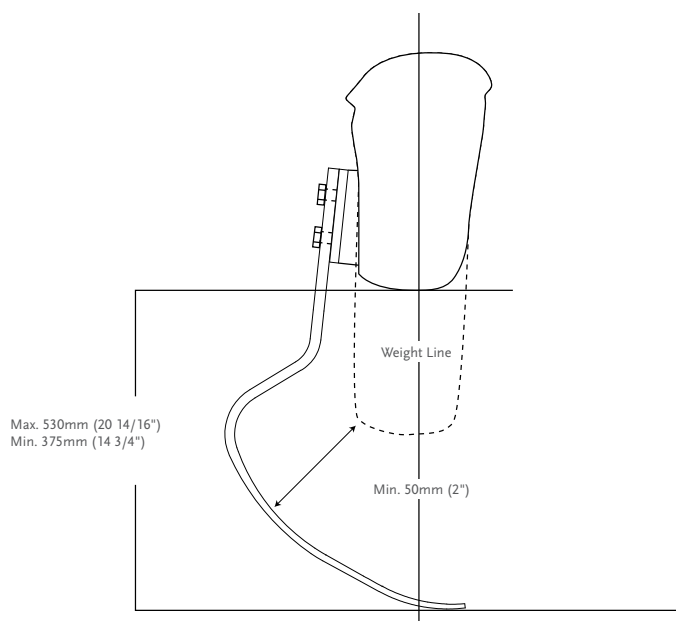
CHEETAH® XTREME

CATEGORY SELECTION CHART

Weight kg	45-52	53-59	60-68	69-77	78-88	89-100	101-116	117-130	131-147
Weight lbs	97-115	116-130	131-150	151-170	171-194	195-220	221-256	257-287	288-325
Extreme Impact Level	1	2	3	4	5	6	7	8	9

CLEARANCE

WITH LAMINATION CONNECTOR



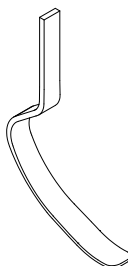
KITS

CHEETAH XTREME KIT

PART#

CATEGORY (1-9)

FSX003



Includes:

- Foot Module

Note: Cheetah Xtreme is excluded from the trial period.

NIKE SPIKE PAD KIT

Part#	Description	Cat.
NSS50021	Nike Spike Pad 2.0*	1-9



Includes:

- 7mm (9/32") Pyramid Spikes
- Wrench

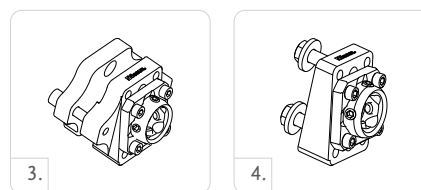
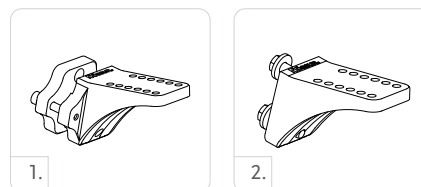
Note: Nike Spike Pad has same spikes as Nike track and field shoes, additional spikes can be purchased at Nike.

CHEETAH® XTREME

KITS

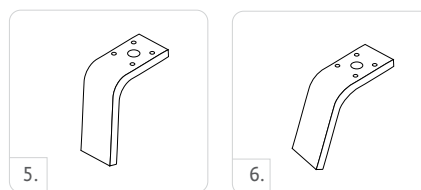
CHEETAH XTREME ALIGNMENT ADAPTERS

Picture	Part#	Description	Cat.
1.	CXL50004	Dynamic L - Adapter 13°Kit	1-6
2.	CXL50003	Bolted L-Adapter 13°Kit	1-6
3.	CXL50002	Dynamic - Adapter 10°Kit	1-6
4.	CXL50001	Bolted - Adapter 10°Kit	1-6



L-BRACKET KITS

Picture	Part#	Description	Cat.
5.	FSX50005	5° L-Bracket Kits	1-6
6.	FSX50006	20° L-Bracket Kits	1-6



Includes:

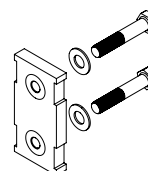
- L-Bracket without inserts
- Pyramid Attachment Hardware
- Alignment Wedges
- Alignment Hardware

LAMINATION CONNECTOR KIT

Part#	Description	Cat.
FSX50009	Lamination Connector	1-9

Includes:

- Connector
- Alignment Wedges (2°, 4°, 6°, 8°)
- Attachment Hardware
- Lamination Kit

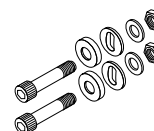


HARDWARE KIT FOR T CONNECTORS

Part#	Length	Weight	Size	Cat.
CM100055	10mm 3/8"	144g 5oz	x 2-1/2"	1-9

Includes:

- Bolts
- Nuts
- Spherical Washer
- Flat Washer

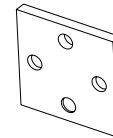


CHEETAH® XTREME

KITS

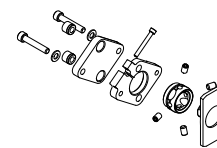
ALIGNMENT WEDGES

Part#	Description	Cat.
CM140515	Alignment Wedges 2°	ALL
CM140516	Alignment Wedges 4°	ALL
CM140517	Alignment Wedges 6°	ALL
CM140518	Alignment Wedges 8°	ALL



ALIGNMENT ADAPTER KIT

Part#	Description	Cat.
FSX50007	Alignment Adapter	ALL



ATTACHMENT BOLT FOR LAMINATION CONNECTOR

Part#	Description	Size	Cat.
CM130211	Attachment Bolt for Lamination Connector	3/8"-24 x 1 1/2"	1-9
CM130213	Attachment Bolt for Lamination Connector	3/8"-24 x 1 3/4"	1-9
CM130214	Attachment Bolt for Lamination Connector	3/8"-24 x 1 3/8"	1-9
CM130251	Attachment Bolt for Lamination Connector	3/8"-24 x 1 1/10"	1-9
CM130252	Attachment Bolt for Lamination Connector	3/8"-24 x 1 1/5"	1-9



ADAPTERS

4-HOLE MALE PYRAMID

Part#	Material	Height		Build Height		Weight	
A-235100	Titanium	23mm	7/8"	8.5mm	5/16"	54g	1.9oz



4-HOLE MALE PYRAMID WITH ROTATION

Part#	Material	Height		Build Height		Weight	
A-235300	Titanium	25mm	1"	10.5mm	7/16"	72g	2.5oz



4-HOLE MALE PYRAMID WITH 5/16" / 8MM OFFSET

Part#	Material	Height		Build Height		Weight	
A-235400	Titanium	23mm	7/8"	8.5mm	5/16"	65g	2.3oz



4-HOLE FEMALE PYRAMID

Part#	Material	Height		Build Height		Weight	
A-245100	Titanium	15.5mm	5/8"	15.5mm	5/8"	64g	2.3oz



4-HOLE FEMALE PYRAMID WITH ROTATION

Part#	Material	Height		Build Height		Weight	
A-245300	Titanium	17.5mm	11/16"	17.5mm	11/16"	76g	2.7oz



CHEETAH® XTEND



Kick into high gear with a responsive and comfortable ride from start to finish.

The Cheetah Xtend is the perfect companion for longer sprints and short-distance running (400-5000m). This highly effective carbon fiber blade has a continuous curve toward the toe offering a smooth rollover. The longer, flatter toe enhances push off, while the plantar flexed pylon supports better forward progression.

The Nike Spike Pad has been designed exclusively for the Cheetah. It provides specialized traction that has been optimised for the blade.

A new alignment adapter for the Cheetah is now available for quicker set up and easier alignment off the blade.



User Information	
Amputation Level:	Transfemoral and Transtibial
Impact Level:	Extreme
Maximum Patient Weight:	147kg (325lbs)



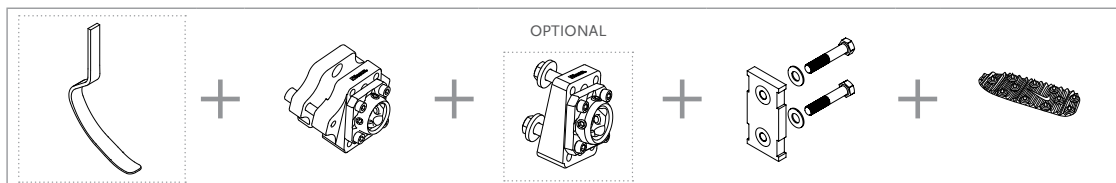
WATERPROOF

Foot information	
Categories:	1-9
Sizes:	One Size Per Category
Weight of Foot:	750g (26.4oz)
Max Build Height:	451mm (17 3/4")
Min Build Height:	330mm (13")
Adapter Options:	Lamination Connector

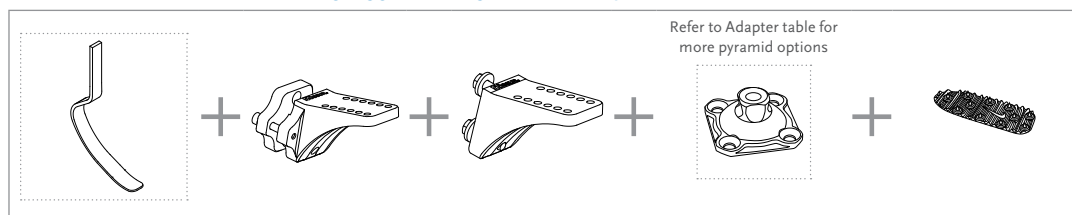
Note: Build height is from bottom of foot to center of lower bolt hole of lamination plate.

ORDERING INFORMATION

FOR COMPLETE CHEETAH XTEND DYNAMIC 10 KIT



FOR COMPLETE CHEETAH XTEND L-ADAPTER KIT



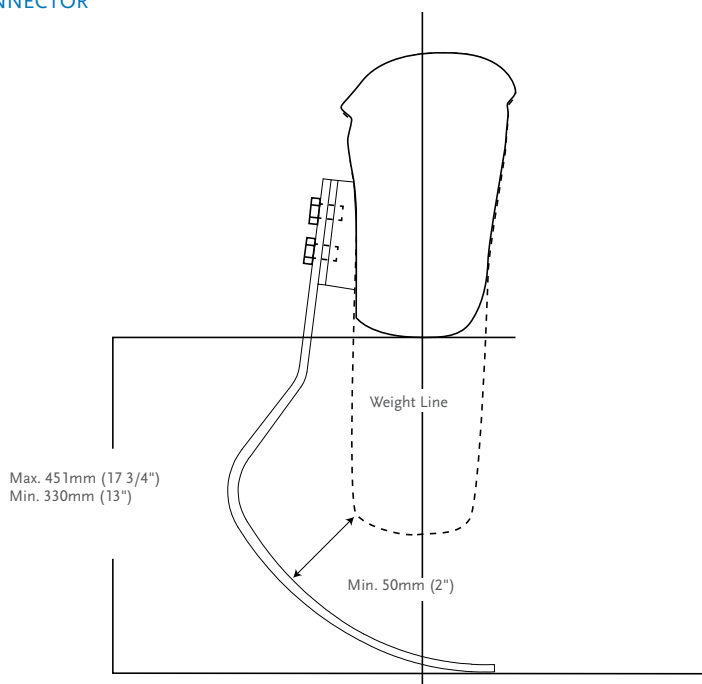
CHEETAH® XTEND

CATEGORY SELECTION CHART

Weight kg	45-52	53-59	60-68	69-77	78-88	89-100	101-116	117-130	131-147
Weight lbs	97-115	116-130	131-150	151-170	171-194	195-220	221-256	257-287	288-325
Extreme Impact Level	1	2	3	4	5	6	7	8	9

CLEARANCE

WITH LAMINATION CONNECTOR



KITS

CHEETAH XTEND KIT

PART#

FSX006



Includes:

- Foot Module

Note: Cheetah Xtend is excluded from the trial period.

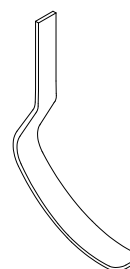
NIKE SPIKE PAD KIT

Part#	Description	Cat.
NSS50021	Nike Spike Pad 2.0*	1-9

Includes:

- 7mm (9/32") Pyramid Spikes
- Wrench

Note: Nike Spike Pad has same spikes as Nike track and field shoes, additional spikes can be purchased at Nike.



CHEETAH® XTEND

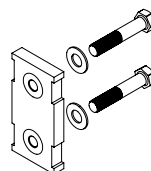
KITS

LAMINATION CONNECTOR KIT

Part#	Description	Cat.
FSX50009	Lamination Connector	1-9

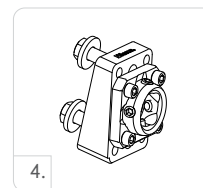
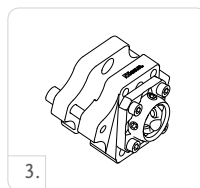
Includes:

- Connector
- Alignment Wedges (2°, 4°, 6°, 8°)
- Attachment Hardware
- Lamination Kit



CHEETAH XTEND ALIGNMENT ADAPTERS KIT

Picture	Part#	Description	Cat.
1.	CXL50004	Dynamic L - Adapter 13°Kit	1-6
2.	CXL50003	Bolted L-Adapter 13°Kit	1-6
3.	CXL50002	Dynamic - Adapter 10°Kit	1-6
4.	CXL50001	Bolted - Adapter 10°Kit	1-6



L-BRACKET KITS

Picture	Part#	Description	Cat.
5.	FSX50005	5° L-Bracket Kits	1-6
6.	FSX50006	20° L-Bracket Kits	1-6

Includes:

- L-Bracket without inserts
- Pyramid Attachment Hardware
- Alignment Wedges
- Alignment Hardware

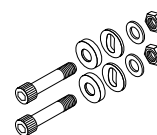


HARDWARE KIT FOR T CONNECTORS

Part#	Length		Weight		Size	Cat.
CM100055	10mm	3/8"	144g	5oz	x 2-1/2"	1-9

Includes:

- Bolts
- Nuts
- Spherical Washer
- Flat Washer

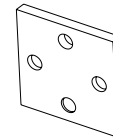


CHEETAH® XTEND

KITS

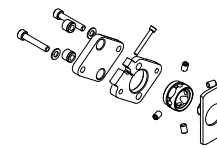
ALIGNMENT WEDGES

Part#	Description	Cat.
CM140515	Alignment Wedges 2°	ALL
CM140516	Alignment Wedges 4°	ALL
CM140517	Alignment Wedges 6°	ALL
CM140518	Alignment Wedges 8°	ALL



ALIGNMENT ADAPTER KIT

Part#	Description	Cat.
FSX50007	Alignment Adapter	ALL



ATTACHMENT BOLT FOR LAMINATION CONNECTOR

Part#	Description	Size	Cat.
CM130211	Attachment Bolt for Lamination Connector	3/8"-24 x 1 1/2"	1-9
CM130213	Attachment Bolt for Lamination Connector	3/8"-24 x 1 3/4"	1-9
CM130214	Attachment Bolt for Lamination Connector	3/8"-24 x 1 3/8"	1-9



FLEX-RUN™



The Flex-Run with Nike Sole offers unmatched performance and efficiency for amputees and prosthetists. Össur and Nike have partnered to design a running foot from the ground up, leveraging Össur's expertise in running prosthetics with Nike's world renowned traction and sole technologies.

The improved Flex-Run features a longer toe lever and efficient energy return. The Nike Sole offers great traction to help improve performance for the runner.

Flex-Run with Nike Sole is appropriate for individuals OR users with transfemoral and transtibial amputation participating in high impact activities such as recreational jogging, trail running, distance running and triathlons. It is available in both Standard and Junior (LP) models.



User Information	
Amputation Level:	Transfemoral and Transtibial
Impact Level:	High to Extreme
Maximum Patient Weight:	130kg (287lbs)

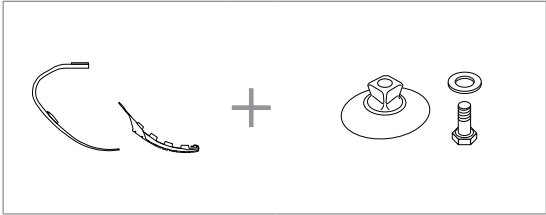


WATERPROOF

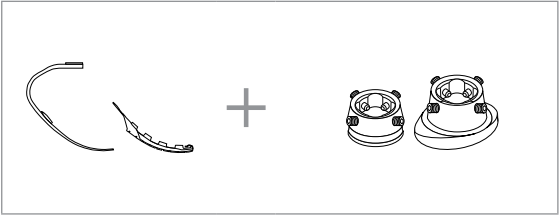
Foot information	
Categories:	1-9
Sizes:	One Size Per Category
Weight of Foot (Cat. 5):	400g (14.1oz) 694g (24.4oz) with Sole and Male Pyramid
Build Height:	261mm (10 1/4") 277mm (10 7/8") with Sole
Adapter Options:	Male or Female Bolt on Pyramid

ORDERING INFORMATION

FOR COMPLETE FLEX-RUN KIT WITH MALE PYRAMID



FOR COMPLETE FLEX-RUN KIT WITH FEMALE PYRAMID

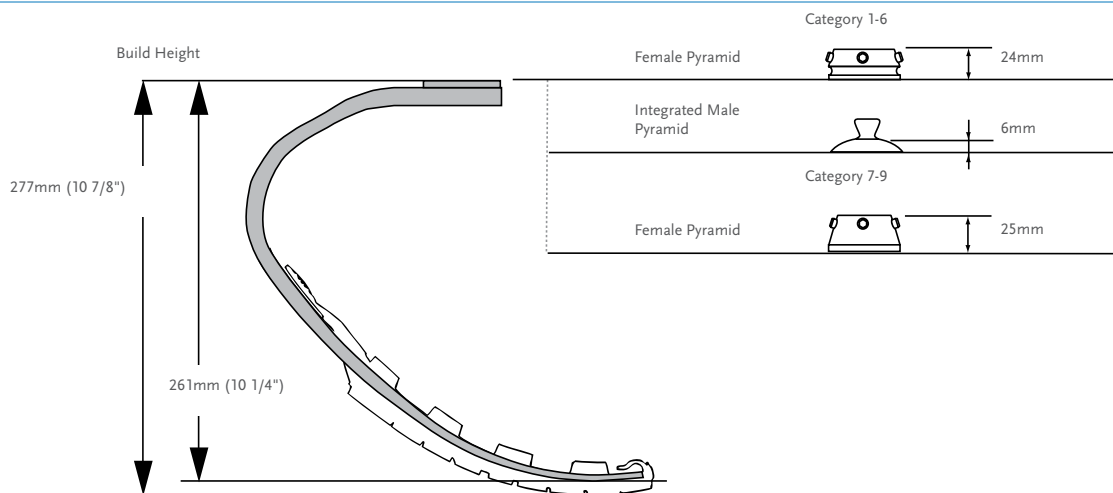


FLEX-RUN™

CATEGORY SELECTION CHART

Weight kg	37-44	45-52	53-59	60-68	69-77	78-88	89-100	101-116	117-130
Weight lbs	81-96	97-115	116-130	131-150	151-170	171-194	195-220	221-256	257-287
High to Extreme Impact Level	1	2	3	4	5	6	7	8	9

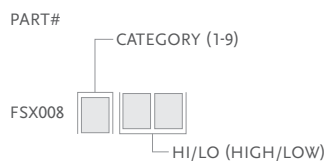
CLEARANCE



Note: Sole adds 10 mm (3/8") to build height.

KITS

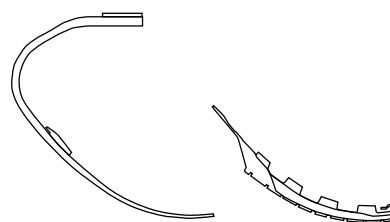
FLEX-RUN KIT



Note: Flex-Run is excluded from trial period. For LP Flex-Run see Flex-Run Junior.
For information on special or custom orders, please contact your local Össur representative.

Includes:

- Foot Module
- Attachment Plate (can be supplied bonded on the foot upon request)
- Nike Sole
- Bag for Nike Sole



FLEX-RUN™

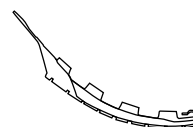
KITS

NIKE SOLE KIT

Part#	Size	Cat.
CM150163	One Size	1-9

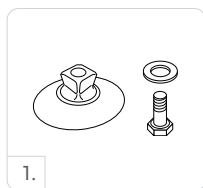
Includes:

- Nike Sole
- Medallion
- Loctite
- Bag for Nike Sole



FOOT ADAPTER SETS

Picture	Part#	Description	Weight	Bolt Size	Cat.
1.	FWX00030	Male Pyramid Foot Adapter Set	75g	M10 x 40mm	1-6
2.	CM150161	Female Pyramid Foot Adapter Set	100g	M10 x 35mm	1-6
2.	CM150162	Female Pyramid Foot Adapter Set	186g	M12 x 50mm	7-9



REPLACEMENT BOLT

Part#	Size	Cat.
CM130221	M10 x 40	1-6

COMPONENTS

Part#	Description	Cat.
FWX40001	Attachment Plate	1-6
FWX40002	Attachment Plate	7-9

FLEX-FOOT CHEETAH®



The Cheetah was the first sport foot of its kind when first launched in 1996. Ever since the Cheetah has been a choice foot for athletes around the globe.

Cheetah is recommended for longer distance running for TT users that do not have clearance for Flex-Run with Nike Sole. For sprinting the new Team Össur favorites, Cheetah Xtreme and Cheetah Xtend are recommended.

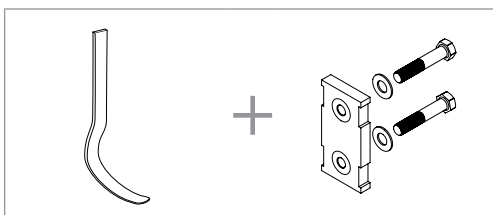


User Information	
Amputation Level:	Transfemoral and Transtibial
Impact Level:	Extreme
Maximum Patient Weight:	147kg (325lbs)

Foot information	
Categories:	1-9
Sizes:	One Size Per Category
Weight of Foot:	512g (18.1oz)
Build Height:	411mm (16 3/8")
Adapter Options:	Lamination Connector or Pylon Connector

ORDERING INFORMATION

FOR COMPLETE CHEETAH KIT



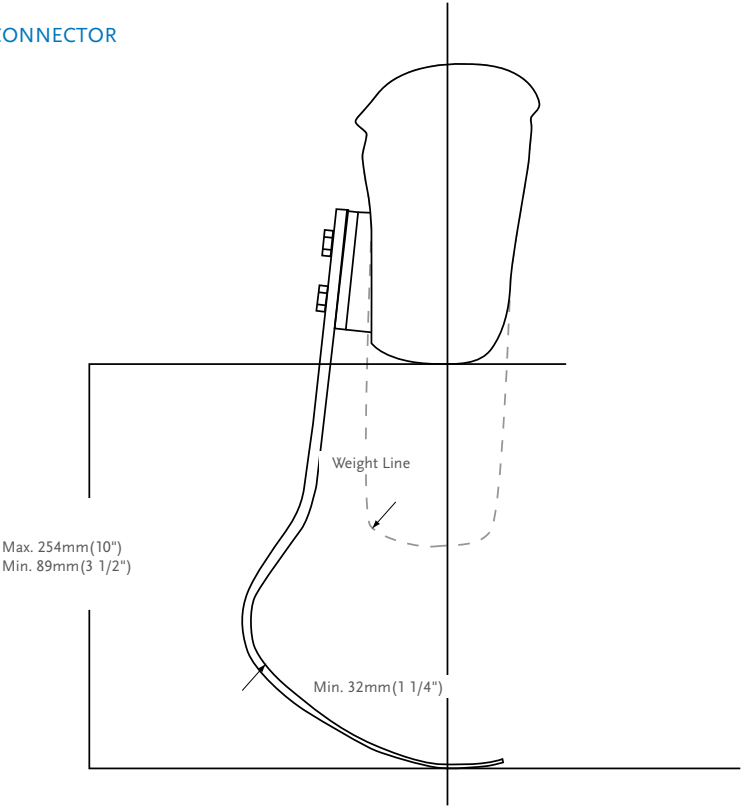
CATEGORY SELECTION CHART

Weight kg	45-52	53-59	60-68	69-77	78-88	89-100	101-116	117-130	131-147
Weight lbs	97-115	116-130	131-150	151-170	171-194	195-220	221-256	257-287	288-325
Extreme Impact Level	1	2	3	4	5	6	7	8	9

FLEX-FOOT CHEETAH®


CLEARANCE

WITH LAMINATION CONNECTOR



KITS

CHEETAH KIT

PART#	CATEGORY (1-9)
FSX004	

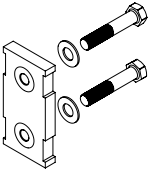
- Includes:
- Foot module



LAMINATION CONNECTOR KIT

Part#	Description	Cat.
FSX50009	Lamination Connector	1-9

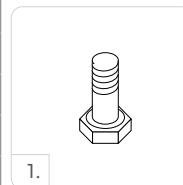
- Includes:
- Connector
 - Alignment Wedges (2°, 4°, 6°, 8°)
 - Attachment Hardware
 - Lamination Kit



FLEX-FOOT CHEETAH®

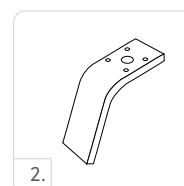
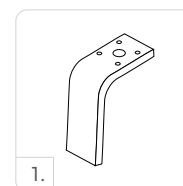
KITS

Picture	Part#	Description	Size	Cat.
1.	CM130218	Attachment Bolt for Lamination Connector	5/16"-24 x 1 1/2"	1-6
	CM130213	Attachment Bolt for Lamination Connector	3/8"-24 x 1 3/4"	7-9
2.	CM130305	Attachment Bolt for Pylon Connector	5/16"-24 x 1 1/2"	1-6
	CM130304	Attachment Bolt for Pylon Connector	3/8"-24 x 1 3/4"	7-9



L-BRACKET WITHOUT INSERTS

Picture	Part#	Description	Cat.
1.	FSX40003	5° L-Bracket Without Inserts	1-6
2.	FSX40001	20° L-Bracket Without Inserts	1-6



L-BRACKET KITS

Picture	Part#	Description	Cat.
1.	FSX50005	5° L-Bracket Kits	1-6
2.	FSX50006	20° L-Bracket Kits	1-6

Includes:

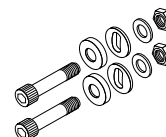
- L-Bracket without inserts
- Pyramid Attachment Hardware
- Alignment Wedges
- Alignment Hardware

HARDWARE KIT FOR T CONNECTORS

Part#	Length		Weight		Size	Cat.
CM100054	8mm	5/16"	108g	3.8oz	x 2-1/2"	1-6
CM100055	10mm	3/8"	144g	5oz	x 2-1/2"	7-9

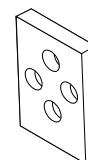
Includes:

- Bolts
- Nuts
- Spherical Washer
- Flat Washer



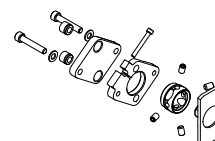
ALIGNMENT WEDGES

Part#	Description	Cat.
CM140502	Alignment Wedges 2°	ALL
CM140505	Alignment Wedges 4°	ALL
CM140508	Alignment Wedges 6°	ALL
CM140511	Alignment Wedges 8°	ALL



ALIGNMENT ADAPTER KIT

Part#	Description	Cat.
FSX50007	Alignment Adapter	ALL



ÖSSUR JUNIOR SOLUTIONS



ICEROSS JUNIOR



TOTAL KNEE JUNIOR



VARI-FLEX JUNIOR



FLEX-FOOT JUNIOR



CHEETAH JUNIOR
WITH NIKE SOLE



CHEETAH
XPLORE JUNIOR



FLEX-RUN JUNIOR
WITH NIKE SOLE



JUNIOR ADAPTERS

ÖSSUR JUNIOR SOLUTIONS

INTRODUCTION

The security and well-being of children are top priorities. All products in the Junior Solution range have been designed to facilitate movements distinct to children and to suit their specific anatomy.

Össur Junior Solution offers an advanced and complete lower limb system for active youngsters.

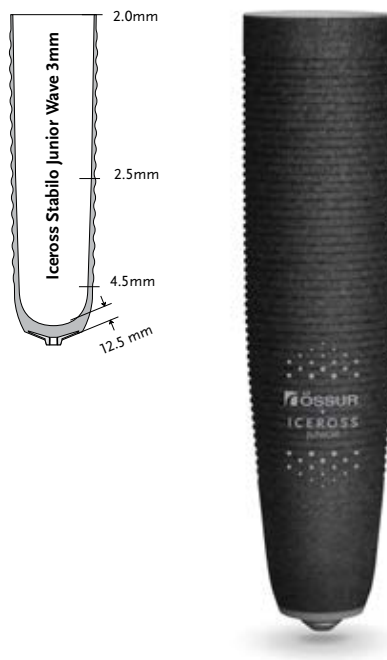
The first product line specifically designed for children aged 5-12 years, incorporates proven silicone and carbon fiber technology for outstanding performance.

ICEROSS STABILO® JUNIOR LOCKING LINER WITH WAVE

Iceross Stabilo Junior Locking Liner with Wave is especially designed for children providing them comfort and stability.

The liner helps children to engage in high impact daily activities. Active Skin Care ingredients are built into the silicone material.

Össur recommends that Iceross Stabilo Junior Locking Liner with Wave is used in conjunction with the Icelock® 700 Series.



User information	
Amputation Level:	Transtibial application for children
Liner information	
Size Standard:	12, 14, 16, 18.
Profile:	3mm
Matrix:	10cm

SUSPENSION METHOD



LOCKING

FEATURES



STABILISING
MATRIX



FABRIC COVER



ACTIVE SKIN
CARE



SILKEN INNER
SURFACE



WAVE

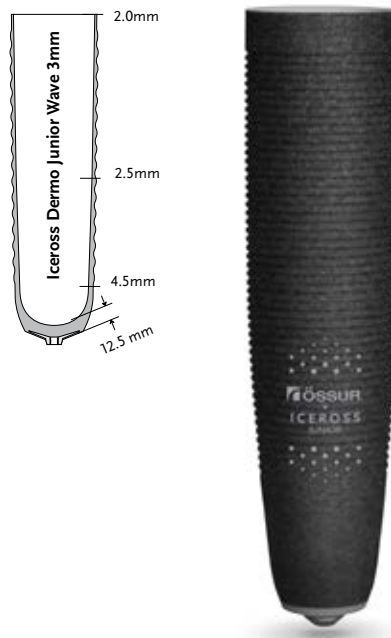
PART NUMBER INFORMATION - ICEROSS STABILO JUNIOR WAVE LINER

Part#	Profile	Suspension Method	Matrix
I-8301XX	3mm	Locking	10cm

ICEROSS DERMO® JUNIOR LOCKING LINER WITH WAVE

Iceross Dermo Junior Locking Liner with Wave offers comfort and impact protection for children with sensitive skin engaging in medium impact daily activities. Active Skin Care ingredients are built into the silicone material.

Össur recommends that Iceross Dermo Junior Locking Liner with Wave is used in conjunction with the Icelock® 700 Series.



User Information	
Amputation Level:	Transtibial application for children
Liner Information	
Size Standard:	12, 14, 16, 18.
Profile:	3mm
Matrix:	10cm

SUSPENSION METHOD



LOCKING

FEATURES



STABILISING
MATRIX



FABRIC COVER



ACTIVE SKIN
CARE



SILKEN INNER
SURFACE



WAVE

PART NUMBER INFORMATION - ICEROSS DERMO JUNIOR WAVE LINER

Part#	Profile	Suspension Method	Matrix
I-8302XX	3mm	Locking	10cm

VARI-FLEX® JUNIOR

Vari-Flex Junior is designed for children and adolescents providing comfort, dynamics and good energy response.

Vari-Flex Junior is lightweight, easy to assemble and has a slender profile, making it easy to cover



User Information	
Amputation Level:	Transfemoral and Transtibial
Maximum Patient Weight:	55kg



FULL LENGTH TOE
LEVER



ACTIVE TIBIAL
PROGRESSION



SANDAL TOE



WEATHERPROOF

Foot Information	
Categories:	1-4
Sizes:	16-24
Weight of Foot: (Size 18)	350g with spectra sock and foot cover
Build Height: (Size 18)	120mm
Heel Height:	10mm
Adapter Options:	Integrated male pyramid. Cat 1-3 use Junior Pyramids; Cat 4 uses Adult Pyramids.

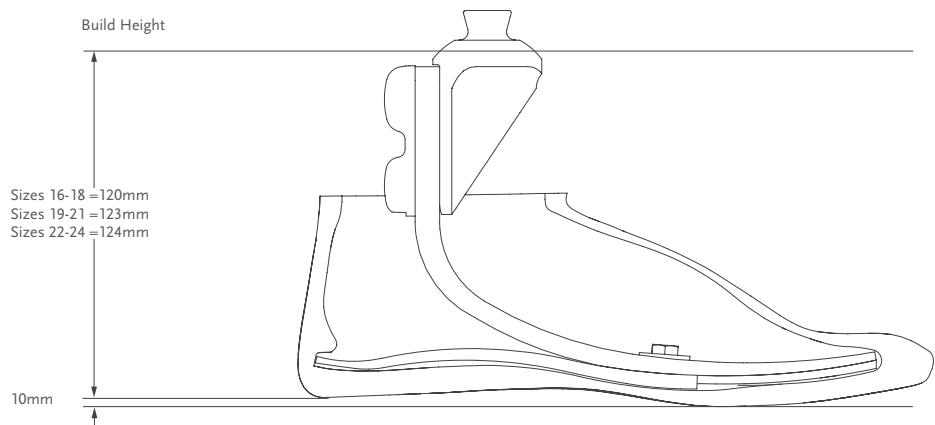
CATEGORY SELECTION CHART

Weight kg	15-24	25-34	35-45	46-55
16	1	N/A	N/A	N/A
17	1	N/A	N/A	N/A
18	1	2	N/A	N/A
19	1	2	3	N/A
20	N/A	2	3	4
21	N/A	2	3	4
22	N/A	2	3	4
23	N/A	2	3	4
24	N/A	N/A	3	4

NOTE: The above categories apply only to Vari-Flex Junior.
For high impact sport activities please consider other options,
such as Cheetah Xplore Junior, Flex-Run Junior and Cheetah Junior.

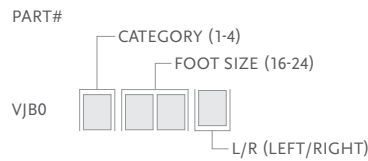
VARI-FLEX® JUNIOR

CLEARANCE



KITS

VARI-FLEX JUNIOR KIT WITH MALE PYRAMID

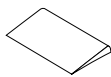


- Includes:
- Foot Module
 - Heel Wedge
 - Male Pyramid

COMPONENTS

JUNIOR HEEL WEDGE KIT

Part#	Foot Size	Cat.
CM150017	16-24	All



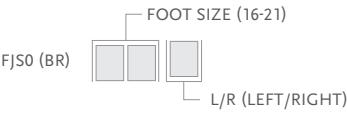
- Includes:
- 1 Wedge
 - Adhesive

VARI-FLEX® JUNIOR

COSMETIC FINISHING

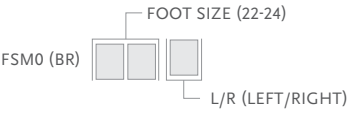
FOOT COVER KIT, BEIGE

PART#



FOOT COVER KIT, BEIGE AND BROWN*

PART#



- Includes:
- Foot Cover*
 - Flex-Foot Sock

*Please specify when ordering brown covers add "BR" to the part#.

Part#	Description	Size
FCX63008	Flex-Foot Sock	16-24




FLEX-FOOT® JUNIOR

Flex-Foot Junior provides that important energy return that children require. The Carbon X® Active Heel stores energy and absorbs shock loads while the full-length toe lever contributes to stability and even stride length.


The low profile, energy storing foot module features a sandal toe shape and an integrated male pyramid. The shape of the pyramid adapter contributes to progressive stiffening of the foot, and the carbon fiber layering technique is specifically designed to offer the support and flexibility needed for the varied movements of children.




User Information	
Amputation Level:	Transfemoral and Transtibial
Maximum Patient Weight:	45kg (100lbs)



FULL LENGTH TOE
LEVER



SANDAL TOE



WEATHERPROOF

Foot Information	
Categories:	1-3
Sizes:	Sizes 16-17; Cat. 1 Sizes 18-19; Cat. 1-2 Sizes 20-21; Cat. 2-3
Weight of Foot: (Size 19)	288g (10.2oz)
Build Height: (Size 19)	46mm (1 13/16")
Heel Height:	10mm (3/8")
Adapter Options:	Integrated male pyramid.

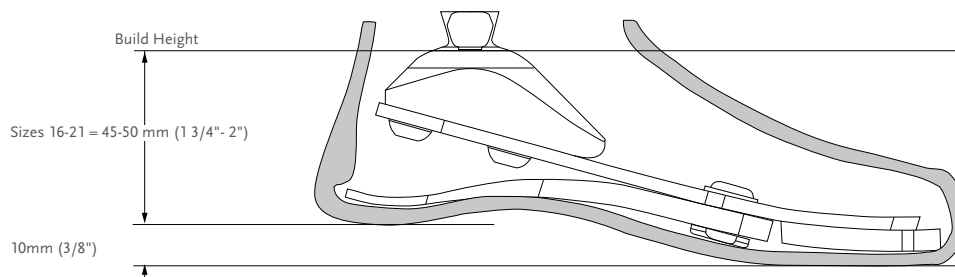
CATEGORY SELECTION CHART

Weight kg	15-24	25-34	35-45
Weight lbs	33-53	54-75	76-99
Category	1	2	3

NOTE: The above categories apply only to Flex-Foot Junior

*All sizes not available for each category

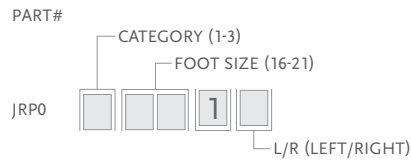
CLEARANCE



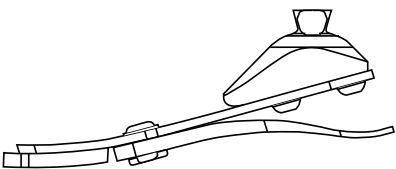
FLEX-FOOT® JUNIOR

KITS

FLEX-FOOT JUNIOR



- Includes:
- Toe Cushion
 - Foot Module
 - Heel Module
 - Heel Fasteners
 - Heel Wedges
 - Male Pyramid

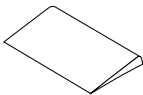


COMPONENTS

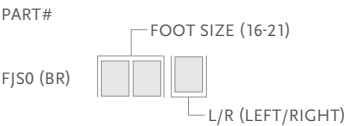
JUNIOR HEEL WEDGE KIT

Part#	Foot Size	Cat.
CM150017	16-21	All

- Includes:
- 1 Wedge
 - Adhesive



COSMETIC FINISHING



- Includes:
- Foot Cover*
 - Flex-Foot Sock

*Please specify when ordering brown covers add "BR" to the part#.

Part#	Description	Size
FCX63008	Flex-Foot Sock	16-21



CHEETAH® JUNIOR WITH NIKE SOLE

Custom-built, high-performance carbon fiber foot designed primarily for sporting activities for both transtibial and transfemoral users. It attaches posterior to the socket, making it agile, strong and a proven performer for those children who want to practice sports.

The Nike Sole is designed to offer stability and smooth natural rollover.



User Information	
Amputation Level:	Transfemoral and Transtibial
Maximum Patient Weight:	55Kg (121 lbs)



WATERPROOF

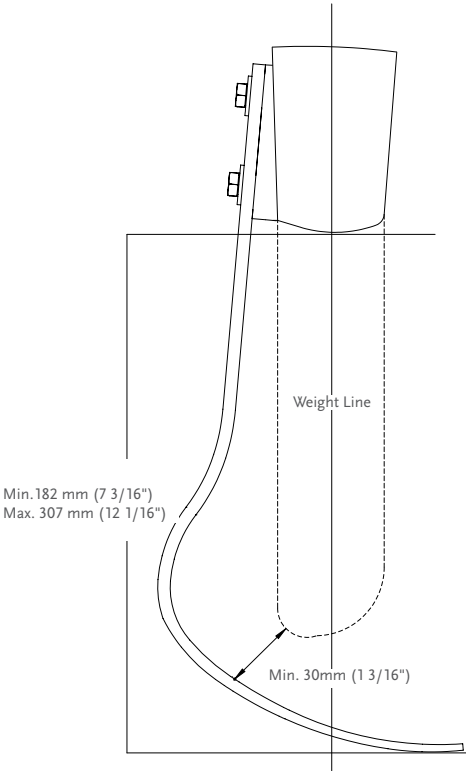
Foot information	
Categories:	1-4
Sizes:	One Size
Weight of Foot:	232g (8.2 oz)
Weight of Sole:	114g (4.0 oz)
Build Height:	Min: 182 mm (7 3/16) Max: 307 mm (12 1/16)
Adapter Options:	Lamination Connector

CATEGORY SELECTION CHART

Weight kg	15-24	25-34	35-45	46-55
Weight lbs	33-53	54-75	76-99	100-121
Category	1	2	3	4

CHEETAH® JUNIOR WITH NIKE SOLE

CLEARANCE



*Note: Sole adds 10 mm (3/8") to build height.

KITS

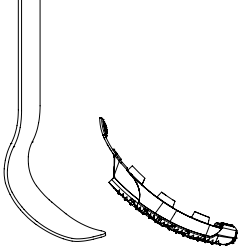
CHEETAH KIT

PART#

CJX0

CATEGORY (1-4)

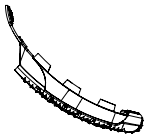
00



NIKE SOLE JUNIOR VERSION KIT

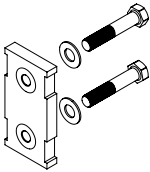
Part#	Size	Cat.
CM150164	One Size	1-4

- Includes:
- Nike Sole
 - Medallion
 - Loctite
 - Inside Sole
 - Bag for Nike Sole



COMPONENTS

Part#	Description
CHX50001	Connector Kit






CHEETAH® XPLORE JUNIOR

A custom-built, hybrid carbon fiber foot designed to function as both an everyday and sports foot.

For kids that require the flexibility of an everyday walking foot and a running foot in a single prosthesis, Cheetah Xplore Junior is the answer. Cheetah Xplore couples the proven performance of our Cheetah sprinting foot with a heel for everyday walking/standing.



User Information	
Amputation Level:	Transfemoral and Transtibial
Maximum Patient Weight:	55Kg (121 lbs)
<div>    </div> <div> <p>FULL LENGTH TOE LEVER</p> <p>ACTIVE TIBIAL PROGRESSION</p> <p>WATERPROOF</p> </div>	

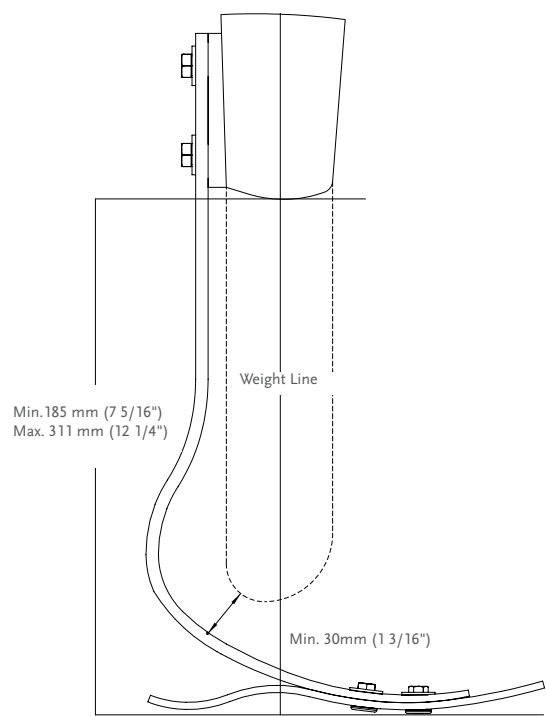
Foot information	
Categories:	1-4
Sizes:	One Size
Weight of Foot:	312g (11 oz)
Build Height:	Min:185 mm (7 5/16) Max: 311 mm (12 1/4)
Adapter Options:	Lamination Connector

CATEGORY SELECTION CHART

Weight kg	15-24	25-34	35-45	46-55
Weight lbs	33-53	54-75	76-99	100-121
Category	1	2	3	4

CHEETAH® XPLORE JUNIOR

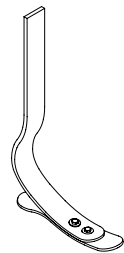
CLEARANCE



KITS

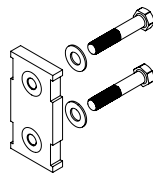
CHEETAH XPLORE KIT

PART#	CATEGORY (1-4)
CHX0	24

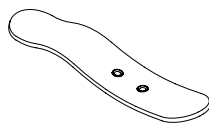


COMPONENTS

Part#	Description
CHX50001	Connector Kit

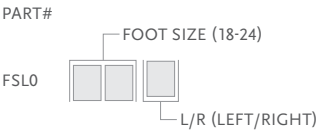


Part#	Description
CHX50002	Sole Plate For Cat 1 & 2
CHX50003	Sole Plate For Cat 3 & 4



CHEETAH® XPLORE JUNIOR

COSMETIC FINISHING



- Includes:
- Foot Cover Kit
 - Foot Cover Attachment
 - Flex-Foot Sock

Part#	Description	Size
FCX63008	Flex-Foot Sock	18-24



FLEX-RUN™ JUNIOR WITH NIKE SOLE

The Flex-Run Junior is a custom designed solution for children. Its vertical compliance and efficient energy return are musthaves for high active children.

The Flex-Run Junior offers increased cushioning and lower-frequency response makes this foot suitable for Transfemoral and Transtibial users.

The Nike Sole is designed to offer stability and smooth natural rollover.



User Information	
Amputation Level:	Transfemoral and Transtibial
Maximum Patient Weight:	84Kg (185lbs)



WATERPROOF

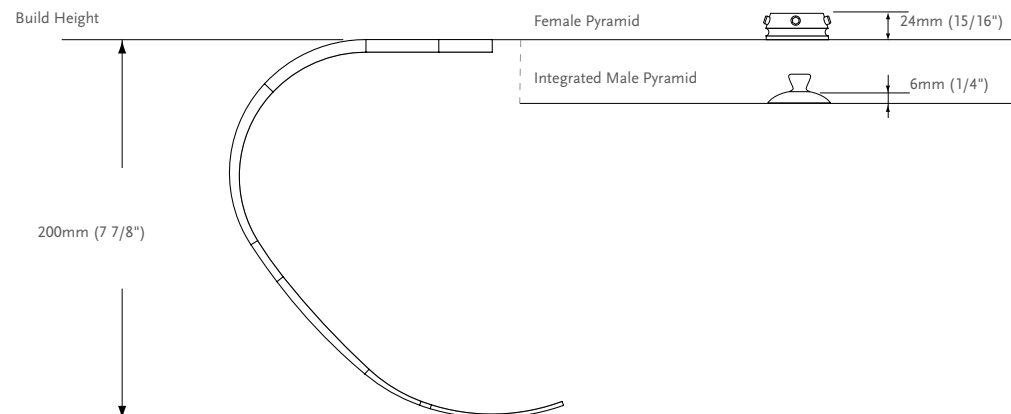
Foot Information	
Categories:	1-6
Sizes:	One Size
Weight of Foot:	336g (11.9 oz)
Build Height:	Min: 200 mm (7 7/ 8")
Adapter Options:	Male or Female Bolt on Pyramid

CATEGORY SELECTION CHART

Weight kg	15-24	25-34	35-45	46-55	57-67	68-84
Weight lbs	33-53	54-75	76-99	100-123	124-147	148-185
Category	1	2	3	4	5	6

FLEX-RUN™ JUNIOR WITH NIKE SOLE

CLEARANCE



*Note: Sole adds 10 mm (3/8") to build height.

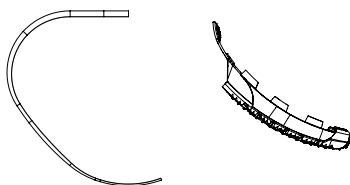
KITS

FLEX-RUN KIT

PART#

CATEGORY (1-6)

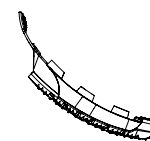
FSX007



NIKE SOLE JUNIOR VERSION KIT

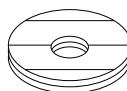
Part#	Size	Cat.
CM150164	One Size	1-6

- Includes:
- Nike Sole
 - Medallion
 - Loctite
 - Inside Sole
 - Bag for Nike Sole



COMPONENTS

Part#	Description	Cat.
FWX40001	Attachment Plate	1-6



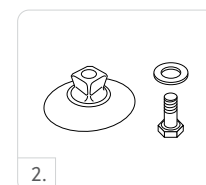
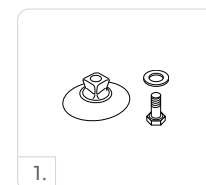
FOOT ADAPTER SETS

Picture	Part#	Description	Weight	Bolt Size	Cat.
1.	FWX00031	Junior Male Pyramid Foot Adapter Set	30g	M8 x 30mm	1-3
2.	FWX00030	Adult Male Pyramid Foot Adapter Set*	80g	M10 x 40mm	1-6
3.	CM150161	Adult Female Pyramid Foot Adapter Set*	100g	M10 x 35mm	1-6

*Adult componentry is used for Flex-Run Junior

REPLACEMENT BOLT

Part#	Size	Cat.
CM130221	M10 x 40 mm	1-6
CM130103	M10 x 35 mm	1-6
CM130237	M8 x 30 mm	1-3



TOTAL KNEE® JUNIOR

Total Knee Junior gives young users security, natural motion and ease of walking. Easy to cover, Total Knee Junior offers up to 160 degrees of knee flexion. Total Knee Junior mimics the natural movement of children, who enjoy a broad range of versatile high level activities, such as walking, running, sitting, squatting, and kneeling.

- Polycentric knee with geometric locking system
- Adjustable stance flexion
- Adjustable extension promoter
- Low build height and slender profile



Patient Profile:	
Amputation Level:	Transfemoral and Knee Disarticulation
Maximum Patient Weight:	45kg (100lbs)

Product Information:	
Build Height:	156mm (6")
Weight of Knee:	395g (0.87lbs)
Flexion:	Stop at 160°



MULTI AXIS



INCREASED
GROUND
CLEARANCE



GEOMETRIC
LOCK



MECHANICAL
CONTROL



SINGLE SPEED



EXTENSION
ASSIST

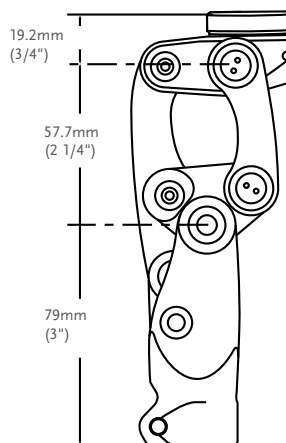
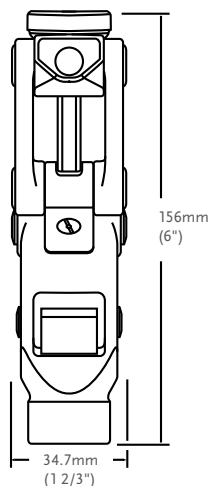


ADJUSTABLE
STANCE
FLEXION



SOCKET
CONNECTOR
ADAPTATION

CLEARANCE



TOTAL KNEE® JUNIOR

KITS

Part#	Description
1100	Total Knee Junior
1100-KE	Total Knee Junior W/4-Prong Socket Adapter
1100-OS	Total Knee Junior W/Male Pyramid Adapter

COMPONENTS

PEDIATRIC 4-HOLE ADAPTER (RATED TO 45KG)

An additional option for knee disarticulation

Part#	Description	Build Height		Weight	
AJ-122300	Aluminum	8.5mm	5/16"	36g	1.3oz



PEDIATRIC PYRAMID ADAPTER (RATED TO 60KG)

Indicated for users requiring further alignment adjustments.

Part#	Material	Build Height		Weight	
AJ-835300	Titanium	14mm	9/16"	35g	1.23oz



4-PRONG SOCKET ADAPTER (RATED TO 60KG)

Part#	Material	Build Height		Weight	
AJ-114140	Stainless Steel	10mm	3/8"	77g	2.7oz



PEDIATRIC BUMPER AND SHIM KIT

Part#	Description
1100-Kit	A complete set of Bumpers and Shims

Includes:

- One Bumper of each durometer
- One 0.38mm Shim
- One 0.76mm Shim

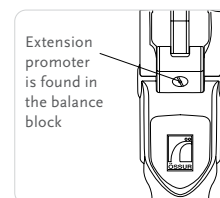
TOTAL KNEE® JUNIOR

COMPONENTS

EXTENSION PROMOTER

The extension promoter assists in reducing excessive heel rise during periods of faster walking or increased activity.

Part#	Description
1105-A	Assists in limiting heel rise, and moving the knee into a fully extended position.




EXTENSION ASSIST

Part#	Description	Color	Stiffness
1170	Fully assembled extension with yellow spring inserted. Also includes blue spring.	Yellow	Regular
		Blue	Firm

JUNIOR COSMETIC FINISHING

Picture	Part#	Description
1	1145	Junior Shin Ferrule, black. Protects the knee unit and increases ease of foam cover application.
2	1150	Junior Knee Cap, small, black
3	1151	Junior Knee Cap, large, beige



JUNIOR ADAPTERS WEIGHT LIMIT 45KG (100LBS)

4-HOLE ADAPTERS

PEDIATRIC 4-HOLE ADAPTER

Part#	Material	Build Height		Weight	
AJ-122300	Aluminum	8,5mm	5/16"	36g	1.3oz



SACH FOOT ADAPTER

8MM (5/16") SACH FOOT ADAPTER

Part#	Material	Build Height		Weight	
AJ-833100	Stainless Steel Aluminum	6mm	1/4"	54g	1.9oz



TUBES AND PYLONS

TUBE JUNIOR, 22MM(7/8")

Part#	Material	Length		Weight	
AJ-712020	Aluminum	250mm	9 3/4"	104g	3.7oz



HEIGHT ADJUSTABLE PYLON - JUNIOR

Part#	Material	Min. Height		Min. Build Height		Range of Adjustment		Weight	
AJ-542350	Aluminum	76mm	3"	76mm	3"	76-102mm	3-4"	145g	5.1oz



JUNIOR ADAPTERS WEIGHT LIMIT 60KG (132LBS)

SOCKET ADAPTERS

4-PRONG SOCKET ADAPTER

Part#	Material	Build Height		Weight	
AJ-114140	Stainless Steel	10mm	3/8"	77g	2.7oz



MALE INSERT FOR PRONG JUNIOR

Part#	Material	Build Height		Weight	
AJ-135300	Titanium	5mm	13/64"	27g	0.95oz



Note: Can be used in conjunction with models AJ-835300, AJ-122300 and AJ-114140

FEMALE INSERT FOR PRONG TI JUNIOR

Part#	Material	Build Height		Weight	
AJ-145300	Titanium	12mm	1/2"	35g	1.23oz



Note: Can be used in conjunction with models AJ-835300, AJ-122300 and AJ-114140

FEMALE INSERT FOR PRONG LP JUNIOR

Part#	Material	Build Height		Weight	
AJ-145310	Titanium	3mm	1/8"	19g	0.67oz



Note: Can be used in conjunction with models AJ-835300, AJ-122300 and AJ-114140

4-HOLE ADAPTERS

4-HOLE MALE PYRAMID ADAPTER JUNIOR

Part#	Material	Build Height		Weight	
AJ-235100	Titanium	7mm	9/32"	42g	1.48oz



4-HOLE FEMALE PYRAMID ADAPTER JUNIOR

Part#	Material	Build Height		Weight	
AJ-245100	Titanium	14mm	9/16"	50g	1.76oz



TUBE CLAMPS

FEMALE TUBE CLAMP JUNIOR

Part#	Material	Build Height		Weight	
AJ-345100	Titanium	15mm	19/32"	55g	1.94oz



JUNIOR ADAPTERS WEIGHT LIMIT 60KG (132LBS)

SINGLE ADAPTERS

FEMALE SINGLE ADAPTER JUNIOR

Part#	Material	Length		Weight	
AJ-445100	Titanium	100mm	3 15/16"	71g	2.5oz



FEMALE SINGLE ADAPTER 5MM OFFSET JUNIOR

Part#	Material	Length		Weight	
AJ-445120	Titanium	100mm	3 15/16"	79g	2.8oz



PYRAMID ADAPTERS

THREADED MALE PYRAMID ADAPTER JUNIOR

Part#	Material	Build Height		Weight	
AJ-835300	Titanium	14mm	9/16"	35g	1.23oz



DOUBLE ADAPTER

ADULT MALE TO JUNIOR FEMALE DOUBLE ADAPTER

Part#	Material	Build Height		Weight	
AJ-535200	Titanium	14mm	9/16"	55g	1.94oz



ÖSSUR POST-OP SOLUTIONS



ÖSSUR RIGID DRESSING



ICROSS POST-OP TT LINER



ICROSS POST-OP TF LINER

POST-OP THERAPY BY ÖSSUR

INTRODUCTION

For the last decade, Iceross silicone liners have been used in hospitals for compression therapy following transtibial amputation with good results. It is important for health care specialists who are planning to use this method to adapt the protocol to their own environment.

Results from the use of an Iceross Post-Op liner will be obtained if an Össur Rigid Dressing (ORD) has been applied to the residual limb immediately following amputation surgery and used for 5-7 days.

Compression therapy with the Iceross Post-Op liner should start 5-7 days following amputation surgery. Use of the silicone liner at this early stage is essential, as the largest change in residual limb volume occurs during the first weeks after amputation. Compression therapy is effective during this period. The liner is introduced gradually ensuring the amputee and their residual limb become accustomed to the compression and new environment.

Post-Op therapy with the ORD and Iceross Post-Op liner ensures a high quality compression treatment. It shapes the residual limb and enables it to mature more effectively.

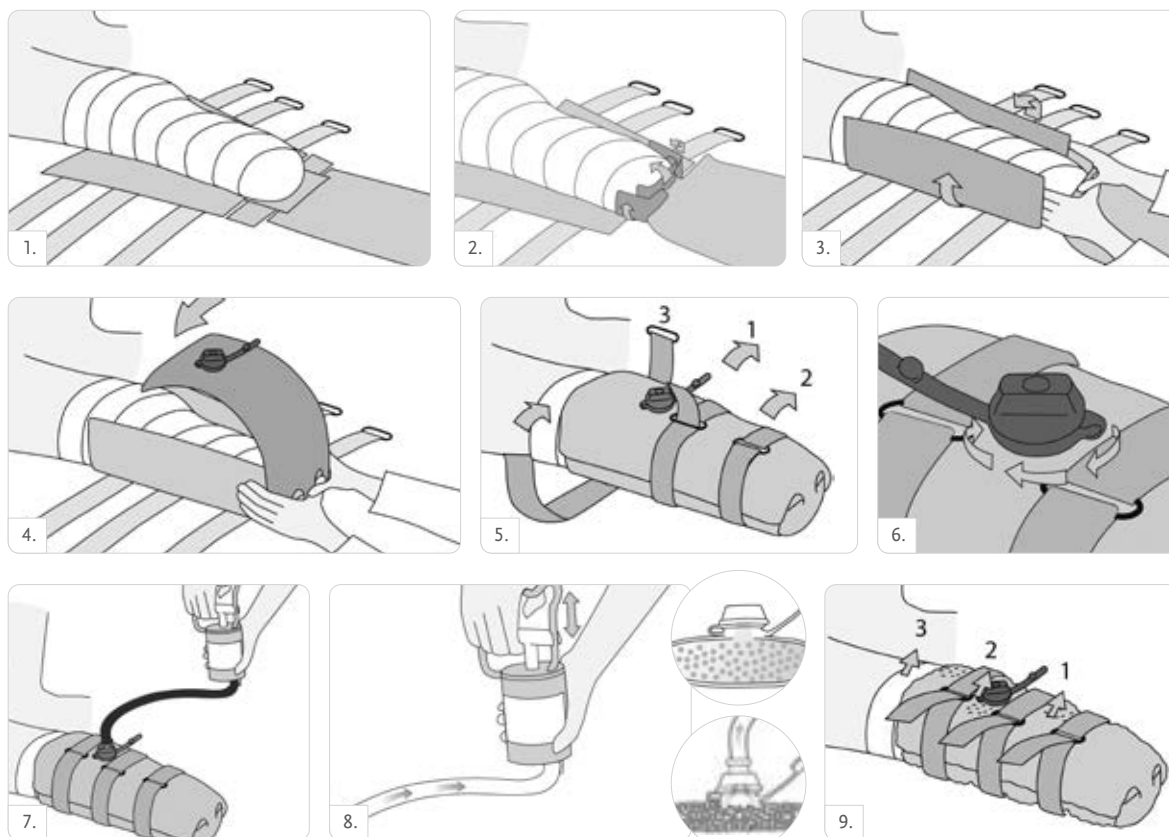
CHARACTERISTICS

POST-OP THERAPY BY ÖSSUR

Post-Op Therapy with ORD and the Iceross Post-Op liner ensures a high quality compression treatment. It shapes the residual limb and enables it to mature more effectively.



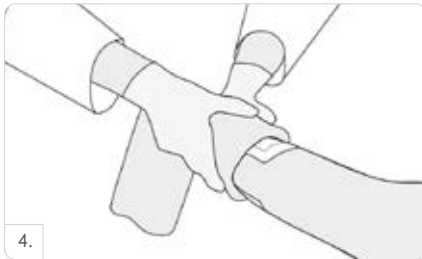
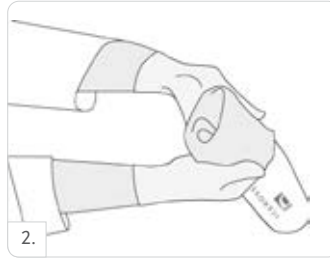
ÖSSUR RIGID DRESSING (ORD)



POST-OP THERAPY BY ÖSSUR

INTRODUCTION

ICEROSS POST-OP THERAPY



ÖSSUR RIGID DRESSING (ORD)



The Össur Rigid Dressing immobilises, protects and controls post-operative oedema in the residual limb immediately following transtibial amputation surgery.

Immobilisation and oedema control are achieved by providing a firm dressing formed to match the volume and shape of the residual limb.

Immobilisation assists in the prevention of contractures by restricting knee flexion. Effectively constraining and matching the volume of the residual limb will prevent an increase in oedema following surgery. Containing the residual limb prevents discomfort, caused by bed trauma and possible falls during early rehabilitation.

The ORD is made out of soft and pliable material and can thus be formed to the residual limb. The dressing is then made rigid by creating a vacuum in the internal chambers of the product.



SIZE SELECTION

Size	Circumference 4 cm from Distal End of Residual Limb	Circumference 50 cm from Distal End of Residual Limb
Small	Up to 42 cm	Up to 58 cm
Large	42-65 cm	58-70 cm

Note: All circumference measurements are taken over dressings and padding material.

PART NUMBER INFORMATION - ÖSSUR RIGID DRESSING (ORD)

Part#	Description	Size
K-239100	Össur Rigid Dressing	Small
K-239101	Össur Rigid Dressing	Large
K-239105	Vacuum Pump for Rigid Dressing	



ICEROSS® POST-OP TT LINER



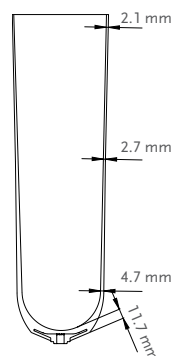
The Iceross POST-OP liner is used for compression therapy. Best results are obtained with an Iceross POST-OP liner if an Össur Rigid Dressing (ORD) has been applied to the residual limb immediately following amputation surgery and used for 5–7 days. The Iceross POST-OP liner features a Easy Glide coating that makes donning and doffing easier.

Early treatment with an Iceross POST-OP liner has been shown to assist early mobilisation and speed up the wound healing process of the residual limb. This makes it possible to provide the amputee with a prosthesis at an earlier stage, leading to less dependence on medical staff.

Compression therapy with the Iceross POST-OP liner gives the residual limb an optimal shape for prosthetic socket fitting, thereby reducing the risk of prosthetic complications. The liner is autoclavable and can be used with an interim socket.

The main objectives of Iceross POST-OP liner use are to:

- Reduce the wound healing time
- Assists in Oedema reduction
- Support the reduction of the stump volume
- Accelerate the time to prosthetic fitting



User Information	
Amputation Level:	Transtibial
User:	New amputee
Liner Information	
Sizes:	22,23.5,25,26.5,28,30,32,34,36,38,40,42,45.
Profile:	2mm
Matrix:	10cm

FEATURES



STABILISING
MATRIX



EASY GLIDE

PART NUMBER INFORMATION - ICEROSS POST-OP

Part#	Profile	Suspension Method	Matrix
I-PO12XX	2mm	Locking	10cm

ICEROSS® POST-OP TF LINER



The Iceross POST-OP liner is used for compression therapy. The Iceross POST-OP liner features a Easy Glide coating that makes donning and doffing easier.

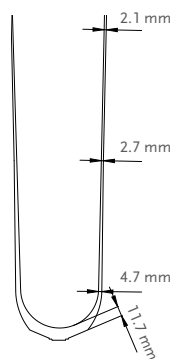
Early treatment with an Iceross POST-OP liner has been shown to assist early mobilisation and speed up the wound healing process of the residual limb. This makes it possible to provide the amputee with a prosthesis at an earlier stage, leading to less dependence on medical staff.

Compression therapy with the Iceross POST-OP liner gives the residual limb an optimal shape for prosthetic socket fitting, thereby reducing the risk of prosthetic complications. The liner is autoclavable.

The main objectives of Iceross POST-OP liner use are to:

- Reduce the wound healing time
- Assists in Oedema reduction
- Support the reduction of the stump volume
- Accelerate the time to prosthetic fitting

User Information	
Amputation Level:	Transfemoral
User:	New amputee
Liner Information	
Sizes:	30, 32, 34, 36, 38, 40, 42, 45, 50, 55
Profile:	2mm



FEATURES



EASY GLIDE

PART NUMBER INFORMATION - ICEROSS POST-OP

Part#	Profile	Suspension Method
I-PO22XX	2mm	N/A

ÖSSUR ICELOCK® SERIES



ICELOCK 100 SERIES



ICELOCK 200 SERIES



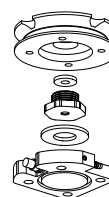
ICELOCK 300 SERIES



ICELOCK 400 SERIES



ICELOCK 500 SERIES



ICELOCK 544 SERIES



ICELOCK 562 HYBRID



ICELOCK 600 SERIES



ICELOCK 700 SERIES



ICELOCK 850 HYBRID

ÖSSUR ICELOCK® SERIES

ICELOCK CHARACTERISTICS

RATCHET PIN

Used with Iceross® locking liners for moderate and highly active prosthetic users with bony residual limbs who prefer the security of stepping into the prosthesis to don the socket. The ratchet pin makes an audible clicking sound when it engages.



CLUTCH PIN

Used with Iceross locking liners for prosthetic users of all activity levels who have fleshy residual limbs. The user dons the prosthesis by winding into the socket rather than pushing or stepping into it.



SMOOTH PIN

Used with Iceross locking liners for moderate and highly active prosthetic users with bony residual limbs who prefer the security of stepping into the prosthesis to don the socket. The lock is silent when it engages, but provides a secure suspension along the entire length of the pin.



LANYARD

Used with Iceross locking liners for new prosthetic users or low to moderately active individuals with fleshy residual limbs who prefer to be pulled into the socket to don the prosthesis. This suspension system allows the user to apply their prosthesis while sitting down.



DISTAL VALVE

Designed for use with Iceross cushion liners for prosthetic users of all activity levels that cannot tolerate a distal attachment or prefer suction suspension to a mechanical method. Used in conjunction with a suspension sleeve, this suspension system allows the user to apply their prosthesis while sitting down.



EXPULSION VALVE

Designed for use with all Iceross Seal-In® liners. Can also be used with Cushion liners and the Sleeve.



WEATHERPROOF

A weatherproof device allows use in a wet and/or humid environment but does not allow submersion. Fresh water splashing against the enclosure from any direction shall have no harmful effect. Dry thoroughly after contact with fresh water. Fresh water: Includes tap water. Excludes salt and chlorinated water.



WEATHERPROOF

WATERPROOF

Whether it's fresh water, salt water or chlorinated water, Waterproof Össur products will give you the maximum protection you need. The use of first-rate materials provides permanent protection against harmful ingress of water, even after submersion, whilst continuing to provide the functionality you expect.



WATERPROOF

ICELOCK® 100 SERIES



RATCHET LOCK WITH INTEGRATED PYRAMID

- Interchangeable
- Easy to use - single lamination
- Rated up to 120kg (265lbs)
- All impact levels



Part#	Description	Ratings		Build Height		Weight	
L-125000	Icelock 125 Ratchet Stainless Steel Pyramid	265lbs	120kg	22mm	7/8"	115g	4.5oz

Part#	Description	Ratings		Build Height		Weight	
L-180001	Icelock 100 Fabrication Kit without Braid	N/A		22mm	7/8"	99g	3.5oz



ACCESSORIES

Part#	Description
L-192000	Attachment Pin Ratchet, standard w/cap, length 52mm, 13 notches
L-192003	Attachment Pin Ratchet, short w/cap, length 34mm, 7 notches
L-192005	Attachment Pin Ratchet, long w/cap, length 65mm, 17 notches

ICELOCK® 200 SERIES



The Icelock 200 series offers strong and durable locks with removable clutch mechanisms. Icelock 200 series is a great product for transfemoral amputees and is therefore ideal to use in conjunction with the Icross® Transfemoral liner.

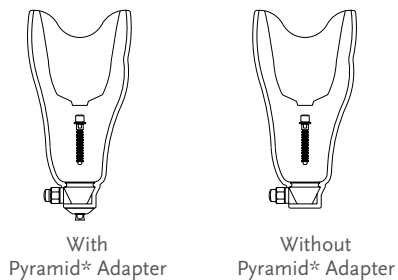
CLUTCH LOCKS

- Low build height and light-weight
- Wear-resistant stainless steel pin guide
- Secure clutch mechanism tested to tolerate at least 300kg (660lbs) pull
- Ability to change from Lanyard to Clutch
- All impact levels

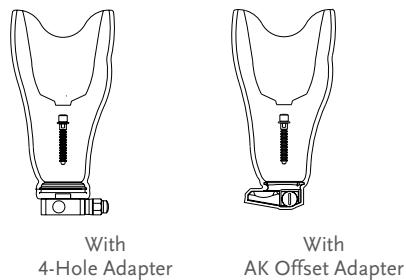


DIAGRAM

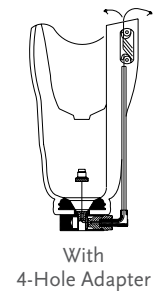
ICELOCK CLUTCH 211



ICELOCK CLUTCH 214

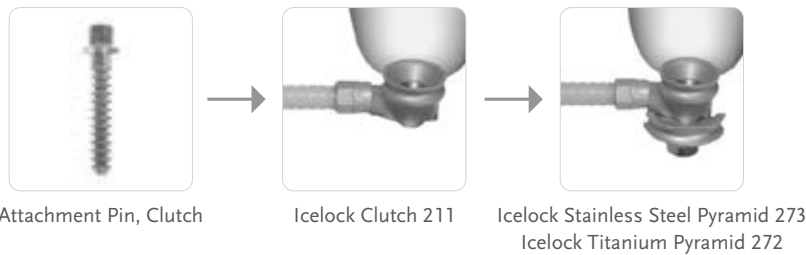


ICELOCK LANYARD 234



* Note: pyramid must be purchased separately

ICELOCK 211 OVERVIEW



ICELOCK® 200 SERIES

DIAGRAM

ICELOCK 214 OVERVIEW



PART NUMBER INFORMATION - LOCKS

Part#	Description	Ratings		Build Height		Weight	
L-211000	Icelock Clutch 211 (No Adapter)	N/A		21mm	13/16"	78g	2.8oz



Part#	Description	Ratings		Build Height		Weight	
L-214000	Icelock Clutch 214 (Aluminum 4-Hole Adapter)	120kg	265lbs	25mm	1"	186g	6.6oz



To change from clutch to lanyard, order L-292050 Lanyard Adaptation Kit.

Part#	Description	Ratings		Build Height		Weight	
L-234000	Icelock Lanyard 234	120kg	265lbs	25mm	1"	168g	5.9oz




To change from lanyard to clutch, order L-292020 Clutch Mechanism and T-wrench.

ICELOCK CLUTCH 214 AK OFFSET*

Ratings		Build Height		Weight	
136kg	300lbs	18mm	3/4"	314g	11oz

Picture	Part#	Description
1.	L-214311	For left leg with release button on medial side
2.	L-214312	For left leg with release button on lateral side
3.	L-214322	For right leg with release button on lateral side
4.	L-214321	For right leg with release button on medial side

*30mm posterior and 20mm lateral offset



ICELOCK® 200 SERIES

PYRAMIDS FOR ICELOCK CLUTCH 211

Part#	Description	Ratings		Build Height		Weight	
L-272000	Icelock Titanium Pyramid 272	166kg	365lbs	9mm	6/16'	76g	2.7oz
Part#	Description	Ratings		Build Height		Weight	
L-273000	Icelock Stainless Steel Pyramid 273	100kg	220lbs	8mm	5/16'	64g	2.3oz



ADAPTERS

Part#	Description	Weight Limit	
A-233100	4-Hole Male Pyramid, Aluminum	100kg	220lbs
A-242100	4-Hole Female Pyramid, Aluminum	100kg	220lbs
A-235100	4-Hole Male Pyramid, Titanium	166kg	365lbs
A-245100	4-Hole Female Pyramid, Titanium	166kg	365lbs

Socket adapters see table of contents for page.

COMPONENTS FOR ICELOCK 211

Part#	Description
L-292015	Lock Body with guide (without Dummy Screw)
L-292122	Dummy Screw
L-292126	Delrin Guide
L-293045	Silicone Seal
L-292121	Pin Tunnel
L-292032	Pyramid Bolt, long with o-ring

COMPONENTS FOR ICELOCK 211 AND 214

Part#	Description
L-292000	Attachment Pin Clutch, standard w/cap, length 40 mm, 12 notches
L-292003	Attachment Pin Clutch, short w/cap, length 25 mm, 7 notches
L-292005	Attachment Pin Clutch, long w/cap, length 56 mm, 17 notches
L-292020	Clutch Mechanism and T-wrench
L-293060	T-wrench
L-292131	Release Button, Delrin

COMPONENTS FOR ICELOCK 214 AK OFFSET

Part#	Description
L-292007	Attachment Pin Clutch Offset, length 39 mm, 12 notches

ICELOCK® 200 SERIES

COMPONENTS FOR ICELOCK PYRAMIDS 272 AND 273

Part#	Description
L-292032	Pyramid Bolt, long with o-ring (for 272 Pyramid)
L-293048	Silicone Fill for 272 Pyramid
L-293049	Silicone Fill for 273 Pyramid

COMPONENTS FOR ICELOCK 214

Part#	Description
L-292011	Lock Body 4-Hole with Guide (without Clutch Mechanism)
L-292040	Fabrication Kit (includes the five parts listed below)
L-292125	Lam/Therm Ring
L-292118	Delrin Tooling Body
L-292129	Delrin Tooling Screw
L-293042	Screw M6 x 33

COMPONENTS FOR ICELOCK 234

Part#	Description
L-292127	Pivot, Lanyard
L-292130	Bushing, Lanyard
L-392117	Elbow, Lanyard
L-392016	Pull Handle Lanyard
L-392018	Lanyard Cord with Connecting Screw
L-393012	Cord Cover 40cm/16", Lanyard
L-292050	Lanyard Adaptation Kit for Changing Icelock Clutch 214 to Icelock Lanyard 234

ICELOCK® 300 SERIES

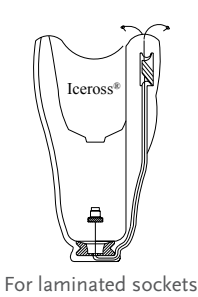


- Low build height
- Very light-weight
- Wear-resistant stainless steel pin guide
- Suitable for shower and water prostheses
- Low and moderate impact levels

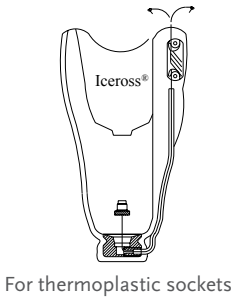


DIAGRAM

ICELOCK LANYARD 331-L



ICELOCK LANYARD 331-T



Part#	Description	Build Height		Weight	
L-331001	Lanyard 331-L (No Adapter)	12mm	1/2"	22g	0.77oz
Part#	Description	Build Height		Weight	
L-331002	Lanyard 331-T (No Adapter)	14mm	9/16"	42g	1.5oz



ICELOCK® 300 SERIES

COMPONENTS FOR L-331001

Part#	Description
L-392016	Pull Handle, lanyard
L-392018	Lanyard Cord with connecting screw



COMPONENTS FOR L-331002

Part#	Description
L-393012	Cord Cover 40cm, lanyard
L-392016	Pull Handle, lanyard
L-392112	Bottom Attachment, thermoplastic
L-393018	Screw 3.5 x 30mm



ICELOCK® 500 SERIES



Both Icelock Expulsion Valve 551 and 552 are designed to be used with all suction suspension systems. The valves are positioned in a housing that seals securely against the inner surface of the hard socket near the distal end. The valves expell air under positive pressure when entering a socket. During removal of the prosthesis the push button needs to be compressed to allow air back into the hard socket. The Icelock 500 Series can be used for all impact levels.

Part#	Description
L-551002	Icelock Expulsion Valve 551



The Icelock 551 Valve is an auto-expulsion and push button suction release in the same compact, easy to install package. (M 10). The valve is recommended for both Transtibial and Transfemoral users. The kit includes a flexible socket housing.

Part#	Description
L-552000	Icelock Expulsion Valve 552



Icelock 552 Valve is an auto-expulsion valve with push button for suction release. The core of the valve can be unscrewed to facilitate rapid donning and it makes it possible to pull donning socks through the valve. The valve can be used with a flexible interface and is recommended for Transfemoral users.



ICELOCK® 544 SERIES



The Icelock 544 Series consists of a variety of component configurations to support the use of elevated vacuum and expulsion. The series only uses one fabrication method that is compatible with all the component configurations so only a single fabrication enables access to all the different configurations.

Icelock 544 series is suitable for both transtibial and transfemoral amputees and fully compatible with Unity vacuum system as well as Iceross Seal-In.

FEATURES

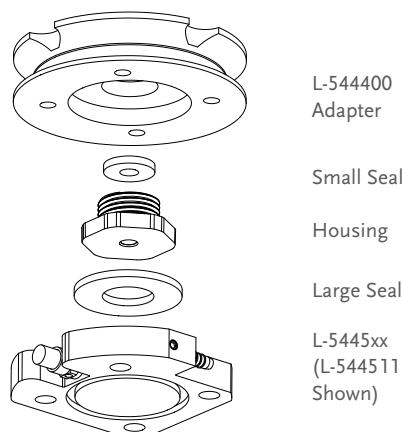
- Fabricate once, use the same socket for many different component configurations.
- Compatible with many different systems including: vacuum, expulsion, and Seal-In.

ICELOCK 544 SERIES KITS

With these kits, all componentry is included to build the Icelock 544 Series configurations. To the right is an exploded view of the components used in the final configuration and how they fit into the L-544400 Adapter.

EXAMPLE OF PARTS INCLUDED IN ICELOCK 544 KIT

- L-544400 Adapter
- Plate Lamination Dummy
- Small Seal
- Large Seal
- Housing
- Housing Lamination Dummy
- L-544XXX Plate
- Wrench
- M6x25mm Screws
- Vacuum Tube



ICELOCK 544 SERIES KIT EMEA

Part#	Description	Release button	Barb connector	Recommended Use	Color	Ratings		Weight	Build height
L-544611	Icelock 544 Kit Unity*	Yes	Yes	Unity vacuum system with Iceross Seal-In	Grey, Black	136kg	300lbs	216g	25.5mm
L-544621	Icelock 544 Kit Expulsion	Yes		Iceross Seal-In Expulsion	Orange, Black	136kg	300lbs	216g	25.5mm
L-544620	Icelock 544 Kit Expulsion Only			Sleeve Expulsion	Black, Black	136kg	300lbs	104g	16mm

*



ICELOCK® 544 SERIES

ICELOCK L-544400 SOCKET ADAPTER

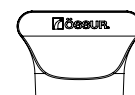
The L-544400 Socket Adapter is the common base for the Icelock 544 Series Kits.

L-544400 is installed in a single seamless lamination and brings up quality and consistency in the overall manufacturing of the socket.

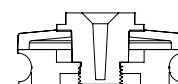
After installation, any of the Icelock 544 series valve plates will fit using only a 4mm hex key and Icelock 544 Wrench.

L-544400 SOCKET ADAPTER INCLUDES

- Aluminum socket adapter
- Lamination dummies and wrench



Wrench Tool



Adapter with Fabrication Components

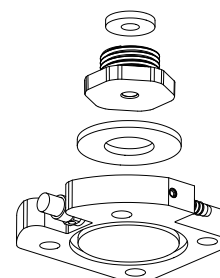
Part#	Description	Ratings		Weight	Build height
L-544400	Icelock 544 Socket Adapter	136kg	300lbs	98 g	16 mm

ICELOCK 544 SERIES VALVE PLATES AND CONNECTORS

Valve plates are available separate, without the socket adapter. To the right is an exploded example view of the components supplied with these Plates. All the necessary seals, check valves and housings are supplied with each plate/adapter.

PARTS INCLUDED WITH ICELOCK 544 PLATES

- Small Seal
- Large Seal
- Housing



Small Seal

Housing

Large Seal

L-5445xx
(L-544511 Shown)

EMEA

Part#	Description	Release button	Barb connector	Recommended Use	Color	Weight	Build height
L-544511	Icelock 544 Unity Plate	Yes	Yes	Unity vacuum system with Iceross Seal-In	Grey	118g	9.5mm
L-544521	Icelock 544 Expulsion Plate	Yes		Iceross Seal-In Expulsion	Orange	118g	9.5mm
L-544520	Icelock 544 Expulsion only			Sleeve Expulsion (Needs L-544400)	Black	6g	0

ICELOCK® 544 SERIES

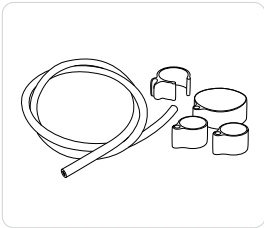
ACCESSORIES AND SPARE PARTS FOR ICELOCK 544 SERIES

The spare parts kit contains everything you need to replace things that wear out or get lost.

PARTS INCLUDED IN THE ICELOCK 544 SERIES SPARE PARTS KIT

- 4 Small Duckbill Valves
- 2 Large Duckbill Valves
- 2 Small Seals
- 2 Large Seals
- Unity Tubing
- O-Rings
- M6x25mm Screws

Part#	Description
L-544010	Icelock 544 Series Spare Parts Kit
UTF0006	Unity TF Tube Kit



TOOLS

+PLUSERIES DISPENSER

Part#	Description
FSX80016	+Pluseries 215 ml Dispenser



+PLUSERIES ADHESIVE

Part#	Description
FSX80015	+Pluseries Adhesive 215 ml - Composite 1 Minute



ICELOCK® 562 HYBRID



The Icelock 562 Hybrid is a lock for lower limb amputees of all activity levels, providing superior function by combining the benefits of locking suspension with the benefits of vacuum suspension.

Users can benefit from reduced pistoning and improved rotational control from Seal-In, yet keeping the mechanical connection they are used to with its perceptible feedback.

THE LOCK FEATURES:

- Option to change easily between locking suspension only, Seal-In only or combining these suspension mechanisms at the same time
- Low build height (with male pyramid integrated)
- Weatherproof
- Unity compatible
- Direct Socket compatible

The lock should be used with the Seal-In X Locking liner, movable seal-rings and an airtight socket.

Combine Seal-In Technology with Unity vacuum system for stabilisation of volume fluctuations and comfortable socket fit throughout the day.



Part#	Description	Ratings		Build Height		Weight	
L-562000	Icelock 562 Hybrid for Unity	166kg	365lbs	12mm	½"	164g	7.3oz
L-562500	Icelock 562 Hybrid for passive Vacuum	166kg	365lbs	12mm	½"	164g	7.3oz
L-562400	Icelock 562 Unity for Direct Socket	166kg	365lbs	12mm	½"	164g	7.3oz
L-562410	Icelock 562 passive Vacuum for Direct Socket	166kg	365lbs	12mm	½"	164g	7.3oz



OPTIONS FOR ICELOCK 562 HYBRID

Part#	Description
L-562100	Fabrication Kit (1 Distal Connector, 1 Fixation Dummy, 1 Manufacturing Dummy 1 & 2, 1 Central Screw, 4 Screws, 4 Spacers, 4 Nails, 1 Aluminum Dummy, 1 Large Square Ring, 1 Large O-ring, 1 Small Square Ring)
L-562200	Lock Kit for Unity (1 Lock Body incl. Release Button & 90° Unity Connector, 1 Pin, 1 Outlet Port, 4 Screws)
L-562210	Lock Kit for passive Vacuum (1 Lock Body incl. Release Button, 1 Pin, 2 Outlet Ports, 4 Screws)
L-562300	Spare Part Kit (4 Expulsion Valves, 4 Bronze Filters, 2 Large Square Rings, 2 Small Square Rings, 2 Large O-Rings, 2 Small O-Rings)
L-562013	Outlet Port (for use of passive vacuum)
L-562014	90° Unity Tube Connector
L-562015	Handle of Release Unit
L-562016	Icelock 562 Attachment Pin

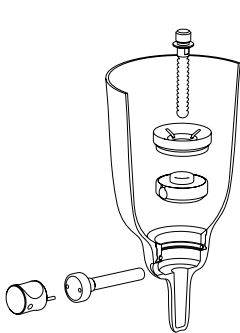
ICELOCK® 600 SERIES



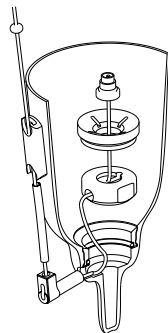
- Extremely light-weight and low build height.
- Fabrication Tools make the weight fabrication process very effective
- Very strong and durable
- Socket Adapters rated up to
- 100kg (220lbs) and 166kg (365lbs)
- Easily interchangeable
- Removable from the inside of the socket
- All impact levels



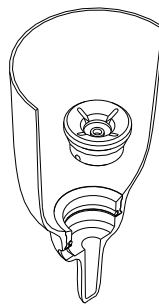
DIAGRAM



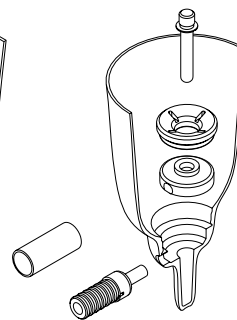
Icelock Ratchet 621



Icelock Lanyard 631



Icelock Valve 641



Icelock Smooth 651



Double lamination
choice of Socket Adapter



Single lamination
Icelock Titanium Pyramid 672
Icelock Stainless Steel Pyramid 673



Single lamination
Icelock Alloy 4-Hole 674
Icelock Titanium 4-Hole 675

ICELOCK 600 SERIES

Part#	Description	Build Height		Weight	
L-621000	Icelock 621 Ratchet (No Adapter)	15mm	9/16"	59g	2.01oz
Part#	Description	Build Height		Weight	
L-631000	Icelock 631 Lanyard (No Adapter)	15mm	9/16"	49g	1.7oz



ICELOCK® 600 SERIES

Part#	Description	Build Height		Weight	
L-641000	Icelock 641 Valve (No Adapter)*	15mm	9/16"	40g	1.4oz
Part#	Description	Build Height		Weight	
L-651000	Icelock 651 Smooth (No Adapter)*	15mm	9/16"	68g	2.4oz
Part#	Description				
L-680000	Icelock 680 Fabrication Tools (Reusable)				
Part#	Description				
L-621100	Icelock 621 Adaption Kit*				
L-631100	Icelock 631 Adaption Kit*				
L-641100	Icelock 641 Adaption Kit*				
L-651100	Icelock 651 Adaption Kit*				

*For use when changing lock type

SPECIALLY DESIGNED PYRAMIDS FOR ICELOCK 600

Part#	Description	Ratings		
L-672000	Icelock 672 Titanium Pyramid	166kg	365lbs	
Part#	Description	Ratings		
L-673000	Icelock 673 Aluminum w/stainless steel pyramid	100kg	220lbs	
Part#	Description	Ratings		
L-674000	Icelock 674 Aluminum 4-Hole	100kg	220lbs	
Part#	Description	Ratings		
L-675000	Icelock 675 Titanium 4-Hole	166kg	365lbs	

SPECIALLY DESIGNED PYRAMID FOR ICELOCK 600 XM

Part#	Description	Build Height		Weight	
L-676000	Icelock 676 Aluminum 4-Hole	8mm	0.32"	114g	4.0oz
Part#	Description	Build Height		Weight	
L-662000	Icelock 662 Male Pyramid 4-Hole	18mm	0.71"	122g	4.3oz

RELEASE KEY

Part#	Description
L-692016	A tool to tighten and release the release unit (sold separately)



ICELOCK® 600 SERIES

COMPONENTS FOR ICELOCK 621

Part#	Description
L-692022	Icelock 600 Fabrication Ring with o-ring and silicone ring
L-693125	O-ring 35 x 2.5 for Fabrication Ring
L-692110	Funnel
L-692027	Release Unit, long
L-192000	Attachment Pin Ratchet, standard w/cap, length 52mm, 13 notches
L-192003	Attachment Pin Ratchet, short w/cap, length 34mm, 7 notches
L-192005	Attachment Pin Ratchet, long w/cap, length 65mm, 17 notches

COMPONENTS FOR ICELOCK 631

Part#	Description
L-692022	Fabrication Ring with o-ring and silicone ring
L-693125	O-ring 35 x 2.5 for Fabrication Ring
L-692025	Bottom Attachment, lanyard
L-692110	Funnel
L-392018	Lanyard Cord with connecting screw
L-393012	Cord Cover 40cm
L-392016	Pull Handle
L-392117	Elbow, lanyard

COMPONENTS FOR ICELOCK 641

Part#	Description
L-692022	Fabrication Ring with o-ring and silicone ring
L-693125	O-ring 35 x 2.5 for Fabrication Ring
L-641100	Expulsion Valve/Adaptation Kit 641

ICELOCK® 600 SERIES

COMPONENTS FOR ICELOCK 651

Part#	Description
L-692022	Fabrication Ring with o-ring and silicone ring
L-692110	Funnel
L-693506	Smooth Pin, 43mm
L-693507	Smooth Pin, standard 53mm
L-693508	Smooth Pin, 63mm
L-693509	Smooth Pin, 75mm
L-692505	Smooth Lock
L-693504	Protective sleeve for push button
L-692501	Release Unit
L-693502	Push Button
L-693503	Dust Cap

COMPONENTS FOR ICELOCK TITANIUM 4-HOLE ADAPTER 675

Part#	Description
L-693120	Screw M6 x 20mm, plus

COMPONENTS FOR ICELOCK FABRICATION TOOLS 680 (ALL HARDENED STAINLESS STEEL)

Part#	Description
L-692010	Lock Dummy with o-ring
L-692119	Steel Guide
L-692120	Release Dummy, standard
L-692125	Release Dummy, long
L-692130	Pin Dummy, standard
L-692133	Pin Dummy, short
L-693110	Pin Dummy Bolt
L-692015	Hex Driver with o-ring
L-692017	Cross Driver with o-ring
L-693126	O-ring 4 x 2 for Hex and Cross Drivers

ICELOCK® 700 SERIES

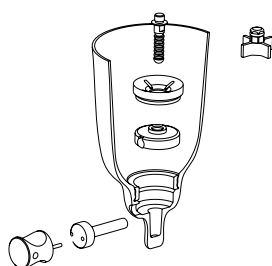


Designed to be used in conjunction with the Iceross Upper X and Iceross Junior liner systems.

- Low build height and compact design
- Light-weight
- Compatible for single or double lamination fabrication method
- 45kg (99lbs) weight limits on components
- Locking mechanisms are replaceable from inside of the socket
- All impact levels



DIAGRAM



Double lamination
IceLock Ratchet 721



Single lamination
IceLock Stainless Steel Pyramid 772



Single lamination
IceLock Alloy 4-hole 774

Part#	Description	Build height		Weight	
L-721000	IceLock 721 Ratchet, Small (No Adapter)*	13mm	1/2"	20g*	0.71oz

*Use with L-780000 Fabrication Tooling Kit

Part#	Description
L-780000	IceLock fabric tooling kit



SPECIALLY DESIGNED PYRAMIDS FOR ICELOCK 700

Part#	Description	Ratings	
L-772000	IceLock 772 Pyramid TI	45kg	99lbs



Part#	Description	Ratings	
L-774000	IceLock 774 Aluminum 4-Hole	45kg	99lbs



RELEASE KEY

Part#	Description
L-792016	A tool to tighten and release the release unit (sold separately)



ICELOCK® 700 SERIES

COMPONENTS FOR RATCHET LOCK 721

Part#	Description
L-792020	Ratchet Lock without Adapter, small
L-792110	Funnel, small
L-792150	Fabrication Ring, small
L-792027	Release Unit, small
L-792031	Pin Adapter*
L-792000	Attachment Pin Ratchet, 32mm
L-792005	Attachment Pin Ratchet, 56mm
L-793112	Silicone Seal, small

*Pin adapter 700 series to adult liner

COMPONENTS FOR FABRICATION (HARDENED STAINLESS STEEL)

Part#	Description
L-792119	Steel Guide, small
L-792120	Release Dummy, small
L-792130	Pin Dummy, small
L-692015	Hex Driver with o-ring
L-792017	Cross Driver with o-ring, small

ICELOCK® 850 HYBRID



The Icelock 850 Hybrid is a lock for lower limb amputees of all activity levels, providing superior function by combining the benefits of locking suspension with the benefits of vacuum suspension. The Quick Connect design allows for donning while seating and simple release with the push of a button.

Users can benefit from the reduced pistoning and improved rotational control of Seal-In while keeping the mechanical connection.

THE LOCK FEATURES:

- Option to change easily between locking suspension only, Seal-In only or combining these suspensions mechanisms at the same time.
- Simple release from liner with Quick Connect
- Waterproof*
- Unity compatible
- Compatible with Direct Socket, 4-hole lamination sockets and laminated sockets

For a Hybrid suspension system the lock should be used with the Seal-In X Locking TF liner, Icelock Expulsion Valve or Unity Expulsion valve, movable seal-rings and airtight socket. The lock can be used with any other Ossur pin liner for a locking suspension system.

Combine Seal-In Technology with Unity vacuum system for stabilisation of volume fluctuations and comfortable socket fit throughout the day.

* The locks are fully Waterproof, however the Direct Socket is rated Weatherproof so that combination will be Weatherproof.



ORDERING INFORMATION

ICELOCK 850 HYBRID

Part#	Description	Ratings		Build Height		Weight	
L-850001	Icelock 850 Hybrid for Direct Socket	166kg	365lbs	19mm	¾"	151g	5.3oz
L-850002	Icelock 850 Hybrid for 4-hole lamination	166kg	365lbs	19mm	¾"	151g	5.3oz
L-850003	Icelock 850 Hybrid for Laminated Sockets	N/A	N/A	N/A*	N/A*	77g	2.7oz

* Build height varies between socket fabrication method and offset built into socket.



ICELOCK® 850 HYBRID

ORDERING INFORMATION


SPARE PARTS FOR ICELOCK 850 HYBRID

Picture	Part#	Description
1.	L-850106	Latch Lock Replacement Kit (includes 1 slider button with screw)
2.	L-850107	Routing Assembly Replacement Kit for L-850001 and L-850003 (includes 1 pre-assembled Quick Connect with strap, 1 routing insert and 1 latch)
2.	L-850108	Routing Assembly Replacement Kit for L-850002 (includes 1 pre-assembled Quick Connect with strap, 1 routing insert and 1 latch)
3.	L-850313	Icelock 850 Attachment Pin

EXPULSION VALVES

Picture	Part#	Description
4.	L-551002	Icelock Expulsion Valve 551
5.	L-552000	Icelock Expulsion Valve 552
6.	UTF0001	Unity TF Valve Kit

Note: Expulsion valves need to be ordered separately.



TOOLS

CROSS DRIVER WITH O-RING

Part#	Description
L-692017	Cross Driver with o-ring

+PLUSERIES DISPENSER

Part#	Description
FSX80016	+Pluseries 215 ml Dispenser



+PLUSERIES ADHESIVE

Part#	Description
FSX80015	+Pluseries Adhesive 215 ml - Composite 1 Minute
FSX80017	+Pluseries Mixing Nozzle Includes: 6 Mixing Nozzles



ÖSSUR ADAPTERS

CHARACTERISTICS

WEATHERPROOF

A weatherproof device allows use in a wet and/or humid environment but does not allow submersion. Fresh water splashing against the enclosure from any direction shall have no harmful effect. Dry thoroughly after contact with fresh water. Fresh water: Includes tap water. Excludes salt and chlorinated water.



WEATHERPROOF

WATERPROOF

Whether it's fresh water, salt water or chlorinated water, Waterproof Össur products will give you the maximum protection you need. The use of first-rate materials provides permanent protection against harmful ingress of water, even after submersion, whilst continuing to provide the functionality you expect.




WATERPROOF

ÖSSUR ADAPTERS

KIT WITH LONG SET SCREWS FOR EXTREME ALIGNMENT

Part#	Material	Length	Quantity
A-960800	Stainless Steel	16mm	10pcs



KIT WITH LONG SET SCREWS FOR EXTREME ALIGNMENT

Part#	Material	Length	Quantity
A-960900	Steel	16mm	10pcs



WEIGHT LIMIT 100KG (220LBS)

SOCKET ADAPTERS

4-HOLE SOCKET ADAPTER

Part#	Material	Height		Build Height		Weight	
A-122100	Aluminum	18.5mm	3/4"	18.5mm	3/4"	70g	2.5oz




MALE PYRAMID INSERT FOR PRONG

Part#	Material	Height		Build Height		Weight	
A-134300	Stainless Steel Insert	31mm	1 1/4"	7.5mm	5/16"	94g	3.3oz




FEMALE PYRAMID INSERT FOR PRONG

Part#	Material	Height		Build Height		Weight	
A-144300	Stainless Steel	23mm	7/8"	14mm	9/16"	83g	2.9oz




4-HOLE ADAPTERS, WITH SCREWS

4-HOLE MALE PYRAMID

Part#	Material	Height		Build Height		Weight	
A-233100	Aluminum with Stainless Steel Insert	23.5mm	15/16"	9mm	3/8"	62g	2.2oz




4-HOLE FEMALE PYRAMID

Part#	Material	Height		Build Height		Weight	
A-242100	Aluminum	16mm	5/8"	16mm	5/8"	46g	1.6oz




TUBE CLAMPS

MALE PYRAMID TUBE CLAMP

Part#	Material	Height		Build Height		Weight	
A-333100	Aluminum with Stainless Steel Insert	56mm	2 3/16"	41.5mm	1 5/8"	62g	2.2oz




FEMALE PYRAMID TUBE CLAMP

Part#	Material	Height		Build Height		Weight	
A-342100	Aluminum	50mm	2"	16mm	5/8"	64g	2.3oz




4-HOLE TUBE CLAMP

Part#	Material	Height		Build Height		Weight	
A-322100	Aluminum	38mm	1 1/2"	4mm	3/16"	52g	1.8oz




WEIGHT LIMIT 100KG (220LBS)

SINGLE ADAPTERS

MALE SINGLE ADAPTER - SHORT

Part#	Material	Height		Build Height		Weight	
A-433110	Aluminum with Stainless Steel Pyramid Insert	50mm	2"	35.5mm	1 3/8"	60g	2.1oz




MALE SINGLE ADAPTER - LONG

Part#	Material	Height		Build Height		Weight	
A-433120*	Aluminum with Stainless Steel Pyramid Insert	77mm	3"	63mm	2 1/2"	86g	3oz




*77mm (3") overall, can be cut to length 70mm (2 3/4")

FEMALE SINGLE ADAPTER - SHORT

Part#	Material	Height		Build Height		Weight	
A-442100*	Aluminum	100mm	4"	100mm	4"	86g	3oz




*100mm (4") overall, can be cut to length 60mm (2 3/4")

FEMALE SINGLE ADAPTER - LONG

Part#	Material	Height		Build Height		Weight	
A-442110*	Aluminum	200mm	7 7/8"	200mm	7 7/8"	153g	5.4oz




*200mm (7 7/8") overall, can be cut to length 60mm (2 3/4")

STANDARD ADAPTERS

FEMALE DOUBLE ADAPTER - 32MM (1 1/4")

Part#	Material	Height		Build Height		Weight	
A-542110	Aluminum	32mm	1 1/4"	32mm	1 1/4"	66g	2.3oz





FEMALE DOUBLE ADAPTER - 45MM (1 3/4")

Part#	Material	Height		Build Height		Weight	
A-542120	Aluminum	45mm	1 3/4"	45mm	1 3/4"	76g	2.7oz




FEMALE DOUBLE ADAPTER - 60MM (2 3/9")

Part#	Material	Height		Build Height		Weight	
A-542130	Aluminum	60mm	2 3/9"	60mm	2 3/9"	88g	3.1oz





FEMALE DOUBLE ADAPTER - 75MM (3")

Part#	Material	Height		Build Height		Weight	
A-542140	Aluminum	75mm	3"	75mm	3"	100g	3.5oz




MALE DOUBLE ADAPTER

Part#	Material	Height		Build Height		Weight	
A-533100	Aluminum with Stainless Steel Pyramid Insert	41mm	1 5/8"	12mm	1/2"	84g	3oz




WEIGHT LIMIT 100KG (220LBS)

PYLONS AND TUBES

TUBE - SHORT AND LONG

Part#	Material	Length	
A-712010	Aluminum	250mm	9 3/4"
A-712020	Aluminum	400mm	15 3/4"



FEMALE PYLON - SHORT AND LONG

Part#	Material	Length	
A-742010	Aluminum	250mm	9 3/4"
A-742020	Aluminum	400mm	15 3/4"



FEMALE PYLON KIT 1 - SHORT AND LONG

Part#	Material	Length	
A-762111	Aluminum	250mm	9 3/4"
A-762121	Aluminum	400mm	15 3/4"



FEMALE PYLON - SHORT AND LONG

Part#	Material	Length	
A-748010	Aluminum/Titan	250mm	9 3/4"
A-748020	Aluminum/Titan	400mm	15 3/4"



HEIGHT ADJUSTABLE PYLON

Part#	Material	Min. Height		Min. Build Height		Range of Adjustment		Weight	
A-542350	Aluminum	77mm	3"	77mm	3"	77-95mm	3-3 3/4"	190g	6.7oz



HEIGHT ADJUSTABLE PYLON - LONG

Part#	Material	Min. Height		Min. Build Height		Range of Adjustment		Weight	
A-542360	Aluminum	94mm	3 3/4"	94mm	3 3/4"	94-128mm	3 3/4-5"	220g	7.8oz



FOOT ADAPTER

SACH FOOT ADAPTER

Part#	Material	Height		Build Height		Weight	
A-833100	Aluminum with Stainless Steel Pyramid insert	25mm	1"	9.5mm	3/8"	105g	3.7oz



SHIFT ADAPTERS

FEMALE PYRAMID TUBE CLAMP WITH 14MM OFFSET (9/16")

Part#	Material	Height		Build Height		Weight	
A-342430	Aluminum	69mm	2 11/16"	35mm	2 3/8"	135g	4.8oz



WEIGHT LIMIT 125KG (275LBS)

4-HOLE FEMALE PYRAMID WITH 20/20 OFFSET

Part#	Material	Height		Build Height		Weight	
A-242500	Aluminum	22mm	7/8"	22mm	7/8"	118g	4.2oz




4-HOLE FEMALE PYRAMID 20/20 OFFSET 10° RIGHT

Part#	Material	Height		Build Height		Weight	
A-242510	Aluminum	24mm	15/16"	24mm	7/8"	120g	4.2oz




4-HOLE FEMALE PYRAMID 20/20 OFFSET 10° LEFT

Part#	Material	Height		Build Height		Weight	
A-242520	Aluminum	24mm	15/16"	24mm	7/8"	120g	4.2oz




MALE-FEMALE DOUBLE ADAPTER WITH 8MM OFFSET AND 10 DEGREES ANGLE

Part#	Material	Height		Build Height		Weight	
A-554700	Stainless steel	40mm	1 37/64"	24mm	15/16"	153g	5.8oz




EURO 4-HOLE ADAPTER

Part#	Material	Height		Build Height		Weight	
A-122300	Aluminum	11mm	7/16"	11mm	7/16"	70g	2.5oz




WEIGHT LIMIT 166KG (365LBS)

SOCKET ADAPTERS

MALE PYRAMID SOCKET ADAPTER

Part#	Material	Height		Build Height		Weight	
A-135100	Titanium	23mm	7/8"	8.5mm	5/16"	58g	2oz




4-HOLE SOCKET ADAPTER

Part#	Material	Height		Build Height		Weight	
A-125100	Titanium	18.5mm	3/4"	18.5mm	3/4"	112g	4oz




4-PRONG SOCKET ADAPTER

Part#	Material	Height		Build Height		Weight	
A-114040	Stainless Steel	8mm	5/16"	8mm	5.4oz	158g	4oz




3-PRONG SOCKET ADAPTER

Part#	Material	Build Height		Weight	
A-114030	Stainless Steel	8mm	5/16"	124g	4.4oz




MALE PYRAMID INSERT FOR PRONG

Part#	Material	Height		Build Height		Weight	
A-135300	Titanium	31mm	1 1/4"	7.5mm	5/16"	56g	2oz




WEIGHT LIMIT 166KG (365LBS)

SOCKET ADAPTERS

FEMALE PYRAMID INSERT FOR PRONG

Part#	Material	Height		Build Height		Weight	
A-145300	Titanium	23mm	7/8"	14mm	9/16"	53g	1.9oz



FEMALE PYRAMID INSERT FOR PRONG LP

Part#	Material	Height		Build Height		Weight	
A-145310	Titanium	9mm	3/8"	9mm	3/8"	33g	1.16oz



4-HOLE ADAPTERS, WITH SCREWS

4-HOLE MALE PYRAMID

Part#	Material	Height		Build Height		Weight	
A-235100	Titanium	23mm	7/8"	8.5mm	5/16"	54g	1.9oz



4-HOLE MALE PYRAMID WITH ROTATION

Part#	Material	Height		Build Height		Weight	
A-235300	Titanium	25mm	1"	10.5mm	7/16"	72g	2.5oz



4-HOLE MALE PYRAMID WITH 5/16" / 8MM OFFSET

Part#	Material	Height		Build Height		Weight	
A-235400	Titanium	23mm	7/8"	8.5mm	5/16"	65g	2.3oz



4-HOLE FEMALE PYRAMID

Part#	Material	Height		Build Height		Weight	
A-245100	Titanium	15.5mm	5/8"	15.5mm	5/8"	64g	2.3oz



4-HOLE FEMALE PYRAMID WITH ROTATION

Part#	Material	Height		Build Height		Weight	
A-245300	Titanium	17.5mm	11/16"	17.5mm	11/16"	76g	2.7oz



TUBE CLAMPS

MALE PYRAMID TUBE CLAMP

Part#	Material	Height		Build Height		Weight	
A-335100	Titanium	56mm	2 3/16"	5.5mm	3/16"	82g	2.8oz



FEMALE PYRAMID TUBE CLAMP

Part#	Material	Height		Build Height		Weight	
A-345100	Titanium	50mm	2"	14mm	9/16"	78g	2.8oz



4-HOLE TUBE CLAMP

Part#	Material	Height		Build Height		Weight	
A-325100	Titanium	38mm	1 1/2"	2mm	1/16"	68g	2.4oz



*100mm (3 15/16") overall can be cut to 60mm (2 3/8") length

WEIGHT LIMIT 166KG (365LBS)

SINGLE ADAPTERS

MALE SINGLE ADAPTER - SHORT

Part#	Material	Height		Build Height		Weight	
A-435110	Titanium	50mm	2 3/16"	35.5mm	3/16"	80g	2.8oz



MALE SINGLE ADAPTER - LONG

Part#	Material	Height		Build Height		Weight	
A-435120*	Titanium	77mm	3"	63mm	1 1/2"	103g	3.6oz



*77mm (3") overall, can be cut to length 70mm (2 3/4")

FEMALE SINGLE ADAPTER

Part#	Material	Height		Build Height		Weight	
A-445100*	Titanium	100mm	3 15/16"	100mm	3 15/16"	118g	4.2oz



DOUBLE ADAPTERS

FEMALE DOUBLE ADAPTER - 32MM (1 1/4")

Part#	Material	Height		Build Height		Weight	
A-545110	Titanium	32mm	1 1/4"	32mm	1 1/4"	90g	3.2oz



FEMALE DOUBLE ADAPTER - 45MM (1 3/4")

Part#	Material	Height		Build Height		Weight	
A-545120	Titanium	45mm	1 3/4"	45mm	1 3/4"	102g	3.6oz



FEMALE DOUBLE ADAPTER - 60MM (2 3/8")

Part#	Material	Height		Build Height		Weight	
A-545130	Titanium	60mm	2 3/8"	60mm	2 3/8"	119g	4.2oz



FEMALE DOUBLE ADAPTER - 75MM (2 15/16")

Part#	Material	Height		Build Height		Weight	
A-545140	Titanium	75mm	2 15/16"	75mm	2 15/16"	135g	4oz



MALE DOUBLE ADAPTER

Part#	Material	Height		Build Height		Weight	
A-535100	Titanium	41mm	1 5/8"	12mm	1/2"	98g	3.5oz



PYRAMID ADAPTERS

MALE PYRAMID ADAPTER

Part#	Material	Height		Build Height		Weight	
A-835300	Titanium	32.8mm	1 1/3"	18mm	3/4"	80g	2.8oz



FEMALE PYRAMID ADAPTER

Part#	Material	Height		Build Height		Weight	
A-845300	Titanium	26mm	1"	26mm	1"	85g	3oz



WEIGHT LIMIT 166KG (365LBS)

PYLONS AND TUBES

FEMALE PYLON TITANIUM, WP – LONG & SHORT

Part#	Material	Length	
A-748030	Titanium Female Pyramid, Aluminum Tube	250mm	9 3/4"
A-748040	Titanium Female Pyramid, Aluminum Tube	400mm	15 3/4"



FEMALE PYLON KIT TITANIUM, WP – LONG & SHORT

Part#	Material	Length	
A-764111	Titanium Female Pyramid, Aluminum Tube, Titanium Tube Clamp	250mm	9 3/4"
A-764121	Titanium Female Pyramid, Aluminum Tube, Titanium Tube Clamp	400mm	15 3/4"



FOOT ADAPTER

SACH FOOT ADAPTER

Part#	Material	Height		Build Height		Weight	
A-835100	Titanium	25mm	1"	9.5mm	3/8"	110g	3.8oz



SHIFT ADAPTERS

SHIFT ADAPTER WITH TITANIUM

Part#	Material	Height		Build Height		Weight	
A-645210	Titanium	60mm	2 3/8"	60mm	2 3/8"	208g	7.3oz



KNEE ROTATION ADAPTER



UNITY[®]
COMPATIBLE

Knee Rotation Adapter enables users to turn the knee 360°. It is made for TF amputees and is to be placed directly above the knee.

The Knee Rotation Adapter is a non-invasive, reusable prosthetic device designed for single patient use.

It is made to be used with all Össur bionic and mechanical knees.



KEY FEATURES

- Enables rotation of the lower leg/prosthesis
- Easy Handling: push one button to start rotation
- Unit locks automatically in neutral position
- Activities in limited space are possible (e.g. driving a car)
- Eases daily activities (e.g. putting on shoes)
- Patient can move into complex combination postures they could not otherwise do (e.g. sitting with legs crossed)

User Information	
Amputation Level:	Transfemoral and Knee Disarticulation
Impact Level:	Low to Moderate
Maximum Patient Weight:	125kg (275lbs)



WEATHERPROOF

ORDERING INFORMATION

KNEE ROTATION ADAPTER

Part#	Description	Material	Height		Build height		Weight	
A-554300	Knee Rotation Adapter	Stainless Steel	42mm	1.65"	27mm	1.06"	210g	7.41oz

VACU VALVE



The Vacu valve is an air expulsion valve for use in a vacuum socket system with knee sleeve for use in thermoplastic or laminated sockets. The Vacu valve can be used for all impact levels.



Part#	Description
1810723	Vacu valve



WEATHERPROOF

ÖSSUR UPPER LIMB

MECHANICAL

NAKED
PROSTHETICS



MCPDRIVER®



THUMBDRIVER®



PIPDRIIVER®



GRIPLOCK FINGER®

BIONIC



i-LIMB® QUANTUM



i-LIMB® ULTRA



i-DIGITS® QUANTUM



i-DIGITS®

PASSIVE FUNCTIONAL



LIVINGSKIN®

MCPDriver®

The MCPDriver excels at restoring precision and power grasps, including: pinch, key, and cylindrical grasps as well as grip stability.

The durable metal frame and robust components allow users to return to particularly demanding lifestyles with confidence

- Silicone interface of backplate adds comfort and cushion.
- Interchangeable rings allow for volume fluctuation.
- Adjustable washers can be moved to get the best possible alignment.
- Conductive tip option for touchscreen use.



Code	Description
NPD1-0001	1 Digit w/Strap System
NPD1-0002	2 Digits w/Strap System
NPD1-0003	3 Digits w/Strap System
NPD1-0004	4 Digits w/Strap System

EXTENDED WARRANTY

MCPDRIVER ADDITIONAL WARRANTY

The MCPDriver comes with 2 years standard warranty. An additional year can be purchased for a total of 3 years coverage.

Part#	Description
NPD1-0074	Warranty-MCP 1DS-Add 1 Yr
NPD1-0076	Warranty-MCP 2DS-Add 1 Yr
NPD1-0078	Warranty-MCP 3DS-Add 1 Yr
NPD1-0080	Warranty-MCP 4DS-Add 1 Yr

ThumbDriver®

This device is driven by an intact MCP joint and tracks the motions of the CMC joint. Suspension is maintained with enough residuum to engage the ring.

Our engineers customize the design to fit your patient, resulting in a functional device. Our intake form will walk you through the steps of ordering a device using a Naked Prosthetics sizing kit, casting a positive hand mold, submitting detailed pictures of both hands, and a video showing range of motion.

- The design includes an adjustable pre-flexion option made for on-demand adaptation by the wearer.
- Functional pinch and grasp patterns easy to achieve.
- Conductive tip option for touchscreen use.



Code	Description
NPD1-0007	1 Digit w/Strap System (Standard)
NPD1-0008	1 Additional Digit w/Strap System
NPD1-0009	2 Additional Digits w/Strap System
NPD1-0010	3 Additional Digits w/Strap System
NPD1-0011	4 Additional Digits w/Strap System

EXTENDED WARRANTY

THUMBDRIVER ADDITIONAL WARRANTY

The ThumbDriver comes with 2 years standard warranty. An additional year can be purchased for a total of 3 years coverage.

Part#	Description
NPD1-0082	Warranty-MCP TH 1DS-Add 1 Yr
NPD1-0084	Warranty-MCP TH 2DS-Add 1 Yr
NPD1-0086	Warranty-MCP TH 3DS-Add 1 Yr
NPD1-0088	Warranty-MCP TH 4DS-Add 1 Yr
NPD1-0090	Warranty-MCP TH 5DS-Add 1 Yr

PIPDriver®

This device is driven by an intact PIP joint with enough residuum to engage the cage. For a person with finger or partial-hand limb difference who doesn't meet the typical requirements for the PIPDriver, it is still possible to obtain functional benefit from an added device.

Our engineers customize the design to fit your patient, resulting in a functional device. Our intake form will walk you through the steps of ordering a device using a Naked Prosthetics sizing kit, submitting detailed pictures of both hands, and a video showing range of motion.

- Design customized to fit comfortably and improve function for activities of daily living.
- Easy to clean, care for, don and doff.
- Made from strong and durable medical grade nylon 12.
- Cage-like structure protects residuum.
- Slender and sleek design allows for wearing of multiple devices.
- Lightweight titanium fasteners.
- Conductive tip option for touchscreen use.
- PIPDriver is available in two nailbed styles, Organic and Minimalistic.



Code	Description
NPD1-0005	Standard PIPDriver
NPD1-0006	Capacitive PIPDriver

EXTENDED WARRANTY

PIPDIVER ADDITIONAL WARRANTY

The PIPDriver comes with 2 years standard warranty. An additional year can be purchased for a total of 3 years coverage.

Part#	Description
NPD1-0068	Warranty-PIP-Add 1 Yr
NPD1-0072	Warranty-CAP PIP-Add 1 Yr

GripLock Finger®

Users can position the finger into varying degrees of flexion by using their opposing hand or a hard surface. The Griplock Finger can then release to full extension by depressing the dorsal pawl (lever) or flexing past last locking position.

- Field serviceable fairings
- Silicone fingertip pad
- Machined aluminum
- Case-hardened stainless steel.
- This design is optimized for high load-carrying capacity.
- This device can be worn in combination with our MCPDriver®, PIPDriver®, and/or ThumbDriver®, and is offered in the same colors and design choices our users love.



Code	Description
NPD1-0012	GripLock Finger

EXTENDED WARRANTY

GRIPLOCK FINGER ADDITIONAL WARRANTY

The GripLock Finger comes with 2 years standard warranty. An additional year can be purchased for a total of 3 years coverage.

Part#	Description
NPD1-0070	Warranty-GLF-Add 1 Yr

ÖSSUR UPPER LIMB

CHARACTERISTICS

GESTURE CONTROL

i-Mo Technology enables an automated grip to be accessed by moving the i-Limb Quantum and i-Digits Quantum in one of four directions. The 4 chosen grips can be easily changed via the mobile app.



GESTURE CONTROL

APP CONTROL

Quick Grips provide instant access to various pre-programmed and custom My Grips, allowing huge versatility and flexibility in customizing the hands for a variety of daily activities.



APP CONTROL

MUSCLE CONTROL

Triggers are specific muscle signals that are used to instruct the i-Limb and i-Digits to activate a specific grip.



MUSCLE CONTROL

PROXIMITY CONTROL

Grip Chips are small Bluetooth enabled devices that allow users to enter any available grips, simply by moving their i-Limb Quantum or i-Digits Quantum device close to an object where a grip chip is placed.



PROXIMITY CONTROL

i-LIMB® FEATURE OVERVIEW



i-Limb® Quantum



i-Limb® Ultra



i-Limb® Access

Compliant Grip with proportional control	Compliant Grip with proportional control	Compliant Grip with proportional control
Powered Thumb with manual override	Powered Thumb with manual override	Manually Rotatable Thumb
Gesture Control i-Mo Technology		
App Control Quick Grips®	App control Quick Grips®	App control Quick Grips®
Muscle Control Triggers	Muscle Control Triggers	Muscle Control Triggers
Proximity Control Grip Chips®		
24 automated grips	18 automated grips	12 automated grips
12 Custom My Grips®		
Speed & strength boost	Speed & strength boost	Speed & strength boost
Vari-Grip	Vari-Grip	
Natural hand mode	Natural hand mode	
Auto-Grasp	Auto-Grasp	Auto-Grasp
Hand health check via Biosim®/My i-Limb® app	Hand health check via Biosim®/My i-Limb® app	Hand health check via Biosim®/My i-Limb® app
XS, S, M, L	XS, S, M, L	XS, S, M, L
Color Options	Color Options	Color Options

i-LIMB® QUANTUM

The i-Limb Quantum multi-articulating myoelectric hand prosthesis is now crafted with titanium digits for a 50% increase in carry load, with Vari-grip and Speed Boost features providing up to 30% more grip force and 30% greater speeds.

The i-Limb Quantum is the only myoelectric hand which can change grips with a gesture. Gesture Control is enabled by moving the i-Limb Quantum in one of four directions to access the desired grip.

With its five independently motorized fingers and powered thumb rotation, with manual override, it provides the dexterity, coordination and finesse to handle a wide range of daily activities.

- Electronically rotating thumb, with manual override, automatically switches between lateral and oppositional grip patterns for optimum grip
- Select from up to 36 different grips available, both preprogrammed and customized to suit users daily activities
- Vari-Grip feature provides additional grip strength when applied
- Auto-Grasp - anti drop safety feature to prevent objects from slipping out of grasp
- Össur Care® package offers warranty support for up to 5 years (if additional purchased)
- Biosim® and My i-Limb® Apps for set up and personalisation of grips and features
- Available in 4 sizes – extra small*, small, medium, large
- Multiple covering options available to suit individual lifestyles
- Dorsal color options: standard black, white, titanium and carbon black

* Titanium digits only available on sizes Small, Medium and Large;
XS digits are aluminum for light weight durability



CONTROL METHODS



i-MO
GESTURE CONTROL



TRIGGERS
MUSCLE CONTROL



QUICK GRIPS
APP CONTROL



GRIP CHIPS
PROXIMITY CONTROL

Device Weight			
	Extra Small	Small	Medium/Large
QWD	472 g/1.04 lbs	542 g/1.19 lbs	558 g/1.23 lbs
WD	432 g/0.95lbs	502 g/1.1 lbs	518 g/1.14 lbs
Flexion Wrist	572 g/1.26 lbs	642 g/1.41 lbs	658 g/1.45 lbs
Friction Wrist	467 g/1.03lbs	537 g/1.18 lbs	553 g/1.22 lbs

Technical Information	
Voltage	7.4 V (nominal)
Max. Current	5 A
Battery Capacity	Rechargeable lithium polymer; 7.4 V (nominal); 2000 mAh capacity; 1300 mAh capacity
Max. hand load limit (static limit)	40kg/88lbs (Extra Small) 90kg/198lb (Small/Medium/Large)
Finger carry load (static limit)	20kg/44lbs (Extra Small) 48kg/105lbs (Small/Medium/Large)
Time from full open to full close	0.8 seconds

i-LIMB® QUANTUM

i-LIMB QUANTUM PACKAGES

Package	1	2	3	4	5	6
Package Code	TBX50140	TBX50141	TBX50142	TBX50143	TBX50144	TBX50145
QWD/WD/ Friction wrist	•		•		•	
Flexion wrist		•		•		•
Socket component kit	•	•	•	•	•	•
Electrode kit	•	•	•	•	•	•
Grip Chips			•	•	•	•
Standard glove package	•	•	•	•		
Enhanced glove package					•	•

All packages include:

- Battery and magnetic charge port
- Mains charger

Standard glove package: includes 6 coverings from i-Limb Skin Active, Active TS, Contour, Contour TS, and Natural

Enhanced glove package includes 2 i-Limb Skin Match covers and 4 others from i-Limb Skin Active, Active TS, Contour, Contour TS, Natural

Code	Description
TBX50173	Touch Care Warranty i-Limb / i-Digits Year 3
TBX50174	Touch Care Warranty i-Limb / i-Digits Year 4
TBX50175	Touch Care Warranty i-Limb / i-Digits Year 5

i-LIMB® ULTRA

A myoelectric, multi-articulating prosthetic hand with five individually powered digits. Electrically rotating thumb with manual override. Titanium digits for a 50% increase in carry load

- Individually motorized digits with compliant grip and stall-out ability
- Electronically rotatable thumb, with manual override, automatically switches between lateral and oppositional positions
- With our speed boost feature, digit speed can be increased by up to 30%
- App control provides instant access to Quick Grips® at the touch of an icon
- Muscle control uses specific muscle signals called triggers to instruct the hand to activate a specific grip
- 18 different automated grip options available
- Vari-Grip feature for additional grip strength
- Auto-Grasp - anti drop safety feature for added reassurance
- Össur Care® package offers warranty support for up to 5 years (if additional purchased)
- Biosim® and My i-Limb® Apps
- Available in 4 sizes – extra small, small, medium and large
- Multiple covering options available
- Dorsal color options: standard black, white, titanium and carbon black

* Titanium digits only available on sizes Small, Medium and Large; XS digits are aluminum for light weight durability.*



CONTROL METHODS



TRIGGERS
MUSCLE CONTROL



QUICK GRIPS
APP CONTROL

Device Weight			
	Extra Small	Small	Medium/Large
QWD	472g/1.04lbs	512g/1.13lbs	528g/1.16lbs
WD	432g/0.95lbs	472g/1.04lbs	488g/1.08lbs
Flexion Wrist	572g/1.26lbs	612g/1.35lbs	628g/1.38lbs
Friction Wrist	467g/1.03lbs	507g/1.12lbs	523g/1.15lbs

Technical Information	
Voltage	7.4 V (nominal)
Max. Current	5 A
Battery Capacity	Rechargeable lithium polymer; 7.4 V (nominal); 2000 mAh capacity; 1300 mAh capacity
Max. hand load limit (static limit)	40kg/88lbs (Extra Small) 90kg/198lb (Small/Medium/Large)
Finger carry load (static limit)	20kg/44lbs (Extra Small) 32kg/71lbs (Small/Medium/Large)
Time from full open to full close	0.8 seconds

i-LIMB® ULTRA

i-LIMB ULTRA PACKAGES

Package	1	2
Package code	TBX50185	TBX50186
QWD/WD/ Friction wrist	•	
Flexion wrist		•
Socket component kit	•	•
Electrode kit	•	•

All packages include:

- Battery and magnetic charge port
- Mains charger
- Standard glove package - includes 6 coverings from i-Limb Skin Active, Active TS, Contour, Contour TS, Natural

Code	Description
TBX50173	Touch Care Warranty i-Limb / i-Digits Year 3
TBX50174	Touch Care Warranty i-Limb / i-Digits Year 4
TBX50175	Touch Care Warranty i-Limb / i-Digits Year 5

i-LIMB® ACCESS

A myoelectric, multi-articulating prosthetic hand that offers five individually powered digits and manually rotatable thumb.

- Individually motorized digits with compliant grip and stall-out ability
- Manually rotatable thumb that can be positioned between lateral and oppositional mode for creating different grip positions
- With our speed boost feature, digit speed can be increased by up to 30%
- App control provides instant access to Quick Grips® at the touch of an icon
- Muscle control uses specific muscle signals called triggers to instruct the hand to activate a specific grip
- 12 different automated grip options available.
- Össur Care® package offers warranty support for up to 5 years (if additional purchased)
- Biosim® and My i-Limb® Apps
- Available in 4 sizes – extra small, small, medium and large
- Multiple covering options available
- Dorsal color options: standard black, white, titanium and carbon black.



The i-Limb Access is also available with titanium strengthened fingers, which increase the carry load by 50%. Available in the sizes S, M and L.

CONTROL METHODS



Device Weight			
	Extra Small	Small	Medium/Large
QWD	432g/0.95lbs	468g/1.03lbs	478g/1.05lbs
WD	392g/0.86lbs	428g/0.94lbs	438g/0.97lbs
Flexion Wrist	532g/1.17lbs	568g/1.25lbs	578g/1.27lbs
Friction Wrist	427g/0.94lbs	463g/1.02lbs	473g/1.04lbs

Technical Information	
Voltage	7.4 V (nominal)
Max. Current	5 A
Battery Capacity	Rechargeable lithium polymer; 7.4 V (nominal); 2000 mAh capacity; 1300 mAh capacity
Max. hand load limit (static limit)	40kg/88lbs (Extra Small) 90kg/198lb (Small/Medium/Large)
Finger carry load (static limit)	20kg/44lbs (Extra Small) 32kg/71lbs (Small/Medium/Large)
Time from full open to full close	0.8 seconds

i-LIMB® ACCESS

i-LIMB ACCESS PACKAGES

Package	1	2
Standard hand package code	TBX50042	TBX50043
Titanium hand package code	TBX50484	TBX50485
QWD/WD/ Friction wrist	●	
Flexion wrist		●
Socket component kit	●	●
Electrode kit	●	●

All packages include:

- Battery and magnetic charge port
- Mains charger
- Standard glove package: includes 6 coverings from i-Limb Skin Active, Active TS, Contour, Contour TS

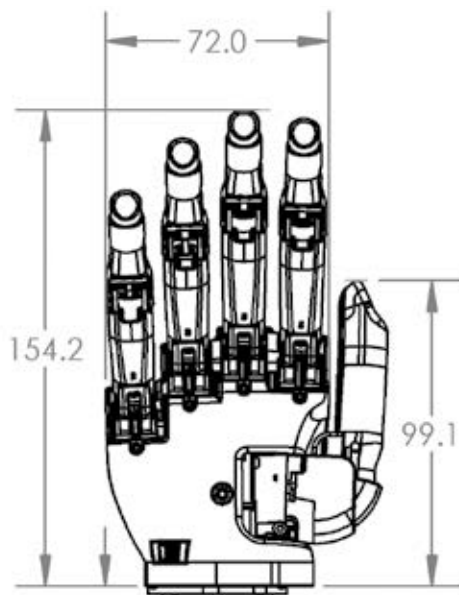
Code	Description
TBX50173	Touch Care Warranty i-Limb / i-Digits Year 3
TBX50174	Touch Care Warranty i-Limb / i-Digits Year 4
TBX50175	Touch Care Warranty i-Limb / i-Digits Year 5

i-LIMB® DIMENSIONS

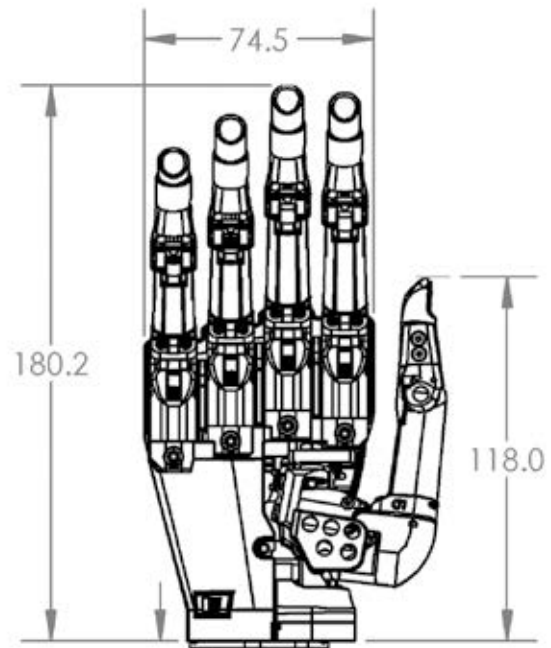
DIMENSIONS

Not to scale; lengths in mm

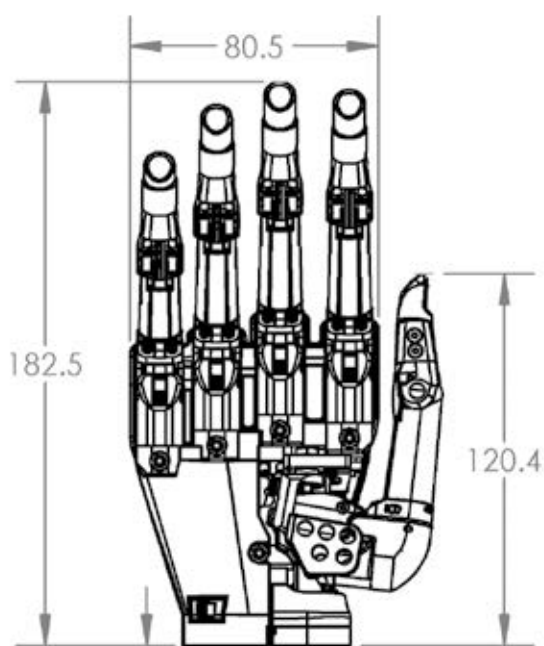
Extra Small Hand



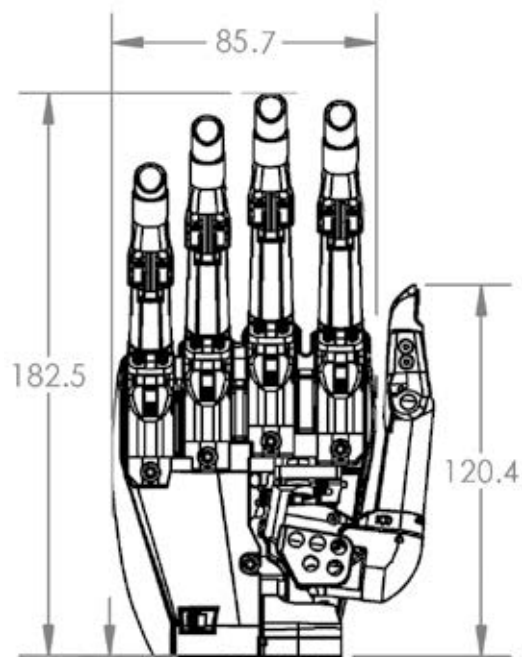
Small Hand



Medium Hand



Large Hand



i-LIMB® WRIST OPTIONS

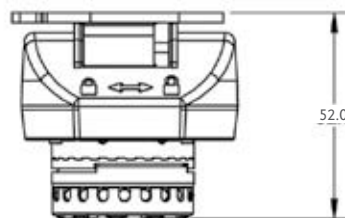
WRIST OPTIONS

The i-Limb hand range is available with a variety of wrist options

Flexion Wrist

The Flexion Wrist offers passive wrist flexion and extension with the ability to lock it in 5 positions; +40° +20° 0° -20° -40°. The wrist is locked/unlocked with a simple magnetic lock.

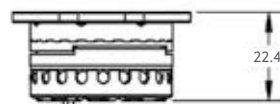
Weight: 161 g / 0.35lbs



Quick Wrist Disconnect

Quick Wrist Disconnect (QWD) offers manual wrist rotation. The hand can be easily fitted to and removed from the prosthesis by the user.

Weight: 54 g / 0.12lbs



Friction Wrist

Friction Wrist is suitable for individuals with a long residual limb, offering manual wrist rotation. The hand cannot be removed from the prosthesis by the user.

Weight: 49 g / 0.11lbs

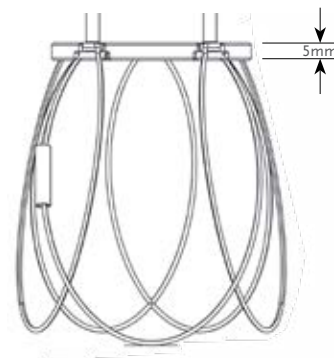


Wrist Disarticulation

Wrist disarticulation (WD) is the lowest profile attachment, making it suitable for users with a long residual limb.

A lamination basket is fabricated directly to the socket. No rotation of the hand is possible, and the user is not able to remove the hand from the prosthesis.

Weight: 17 g / 0.04lbs




ELECTRODES

REMOTE ELECTRODES

- For use with all i-Limb® hands
- Gold-plated domes for optimised EMG signal
- 50 Hz or 60 Hz
- Dimensions 23 mm x 17.4 mm x 5.6 mm
- 10 mm diameter electrode domes
- Optimum electrode dome spacing is 8-10 mm
- Gain selection, 1-7
- Gain and threshold can be adjusted through Biosim®

Code	Description
PL069466	50 Hz single site remote Electrode Kit, 300 mm cable
PL069468	50 Hz single site remote Electrode Kit, 600 mm cable



The improvement in EMG amplitude is greater than 20% when using gold-plated electrodes.

ELECTRODES


COMPACT ELECTRODES

- For use with all i-Limb® hands
- Medical grade stainless steel electrode contacts
- 50 Hz or 60 Hz
- Protection against dust and water spray, compliant with IP64
- Dimensions 26.8 mm x 18.4 mm x 9.7 mm
- Gain selection 1-7
- Gain and threshold can be adjusted using Biosim® software

Additional Kit Contents:

- Lamination and thermoplastic dummies
- Electrode cable (choice of 300 mm or 600 mm) and insulated displacement connector
- Electrode gain adjustment tool
- Socket attachment screws and anchors

Code	Description
PL091050	Compact Electrode Kit, 50 Hz (300 mm cable)
PL091127	Compact Electrode Kit 50 Hz (600 mm cable)
PL091029	3-way cable 300 mm
PL091030	3-way cable 600 mm



CHARGERS & BATTERIES

MAGNETIC CHARGER PORT

- Touch sensitive on/off switch
- LED battery indicator with low level warning light
- Fail-safe feature - battery reserve prevents hand locking in closed position

Össur Touch Solutions batteries are required for use with i-Limb® hands.



Code	Description
PL000290	Magnetic Charge Port, including Cable Adaptor
PL000335	2000 mAh battery
PL000336	1300 mAh battery

		i-Limb 1300 mAh Battery	i-Limb 2000 mAh Battery
Capacity		1300 mAh	2000 mAh
Battery Dimensions	Length	70 mm (2.76")	80 mm (3.17")
	Width	35 mm (1.39")	44 mm (1.74")
	Height	6 mm (0.24")	7.5 mm (0.30")
Application		Moderate Use	Heavy Use

CHARGERS

Only approved chargers should be used with products from the Touch Solutions range. Different chargers are available for different countries. Please ensure you use the correct charger for your product.

Picture	Code	Description
1	PL000291	Mains Charger Power Supply Unit (also order mains cable)
	000312	Mains Cable with UK plug
2	PL000292	Car Charger



1.



2.

REPLACEMENT PARTS

i-LIMB® REPLACEMENT PARTS

Grip Chips®

Can be used to store grips or favourites for i-Limb® Quantum and i-Digits® Quantum.

Code	Description
PL238300	Grip Chips Starter Kit & App Activation

Toolkit

Required for maintenance of the i-Limb® hand.

Code	Description
PL177001	Repair Tool Kit T10
PL177002	Repair Tool Kit T6
PL177003	Repair Tool Kit T8
PL177004	Repair Tool Kit T6 with torque driver

Coupling Piece & Coaxial Plug

For QWD connection.

Picture	Code	Description
1	PL091032	Coupling piece
2	PL091036	4-way Coaxial Plug

Lamination Ring

For lamination into prosthesis for QWD connection.

Picture	Code	Description
3	089003	Lamination Ring 50 mm
	091037	Lamination Ring 45 mm

QWD Tool

Required for assembly of a QWD.

Picture	Code	Description
4	MP091084	Quick Wrist Disconnect (QWD) tool

WD Lamination Plate-Basket Assembly

For lamination into prosthesis with WD connection.

Picture	Code	Description
5	SA149003	WD Lamination Plate/Basket Assembly

Kits

Code	Description
PL091067	Single Site Socket Component Kit, including one Electrode Kit
PL091068	Dual Site Socket Component Kit,, including two Electrode Kits



1.



2.



3.



4.



5.

COVERINGS

i-LIMB SKIN® ACTIVE AND TS COVERS

The i-Limb Skin Active cover is designed for the i-Limb hands and will fully cover the hand. The palm and inner surface of the cover provide some frictional properties for slip resistance when gripping. The back of the glove is smooth to allow the hand to easily move through sleeves of clothing.

The i-Limb Skin Active TS allows users to use touchscreen devices such as smartphones or tablets with compatible i-Limb prostheses. Note: for large i-Limb hands order medium covering. Note: Transparent covering is designed for use with dorsal color options



i-Limb Skin Active Codes

Code	Description
PL353002	i-Limb Skin Active RH extra small Clear
PL353003	i-Limb Skin Active LH extra small Clear
PL353000	i-Limb Skin Active RH extra small Black
PL353001	i-Limb Skin Active LH extra small Black
ILH000-3724	i-Limb Skin Active RH extra small Transparent
ILH000-3725	i-Limb Skin Active LH extra small Transparent
092025	i-Limb Skin Active RH small Clear
092026	i-Limb Skin Active LH small Clear
092029	i-Limb Skin Active RH small Black
092030	i-Limb Skin Active LH small Black
ILH000-3726	i-Limb Skin Active RH small Transparent
ILH000-3727	i-Limb Skin Active LH small Transparent
092023	i-Limb Skin Active RH medium Clear
092024	i-Limb Skin Active LH medium Clear
092027	i-Limb Skin Active RH medium Black
092028	i-Limb Skin Active LH medium Black
ILH000-3728	i-Limb Skin Active RH medium Transparent
ILH000-3729	i-Limb Skin Active LH medium Transparent
TBX50045	i-Limb Skin Active (black or clear) x 4
ILH000-3724	i-Limb Skin Active RH extra small Transparent
ILH000-3725	i-Limb Skin Active LH extra small Transparent
ILH000-3726	i-Limb Skin Active RH small Transparent
ILH000-3727	i-Limb Skin Active LH small Transparent
ILH000-3728	i-Limb Skin Active RH medium Transparent
ILH000-3729	i-Limb Skin Active LH medium Transparent

i-Limb Skin Active TS Codes

Code	Description
PL380002	i-Limb Skin Active RH extra small Clear TS
PL380003	i-Limb Skin Active LH extra small Clear TS
PL380000	i-Limb Skin Active RH extra small Black TS
PL380001	i-Limb Skin Active LH extra small Black TS
MP092025	i-Limb Skin Active RH small Clear TS
MP092026	i-Limb Skin Active LH small Clear TS
MP092029	i-Limb Skin Active RH small Black TS
MP092030	i-Limb Skin Active LH small Black TS
MP092023	i-Limb Skin Active RH medium Clear TS
MP092024	i-Limb Skin Active LH medium Clear TS
MP092027	i-Limb Skin Active RH medium Black TS
MP092028	i-Limb Skin Active LH medium Black TS
TBX50047	i-Limb Skin Active TS (black or clear) x 4

COVERINGS

i-LIMB SKIN® CONTOUR AND TS COVERS

The i-Limb Skin Contour cover is a soft silicone glove that is anatomically shaped and is equipped with a slip coating inside for ease of donning & doffing.

The thicker tips and looser fitting on the i-Limb hand provides increased durability.

The i-Limb Skin Contour cover is available in 2 colors: clear and black. Also available with Touch Screen (TS) option.

Note: for large i-Limb hands order medium covering.



i-Limb Skin Contour codes

Code	Description
PL353004	i-Limb Skin Contour RH extra small Clear
PL353005	i-Limb Skin Contour LH extra small Clear
PL353014	i-Limb Skin Contour RH extra small Black
PL353015	i-Limb Skin Contour LH extra small Black
ILH000-3577	i-Limb Skin Contour RH extra small White
ILH000-3578	i-Limb Skin Contour LH extra small White
PL354004	i-Limb Skin Contour RH small Clear
PL354005	i-Limb Skin Contour LH small Clear
PL354014	i-Limb Skin Contour RH small Black
PL354015	i-Limb Skin Contour LH small Black
ILH000-3575	i-Limb Skin Contour RH small White
ILH000-3576	i-Limb Skin Contour LH small White
PL355004	i-Limb Skin Contour RH medium Clear
PL355005	i-Limb Skin Contour LH medium Clear
PL355014	i-Limb Skin Contour RH medium Black
PL355015	i-Limb Skin Contour LH medium Black
ILH000-3573	i-Limb Skin Contour RH medium White
ILH000-3574	i-Limb Skin Contour LH medium White
TBX50053	i-Limb Skin Contour x 4

i-Limb Skin Contour TS codes

Code	Description
PL380004	i-Limb Skin Contour RH extra small Clear TS
PL380005	i-Limb Skin Contour LH extra small Clear TS
PL380012	i-Limb Skin Contour RH extra small Black TS
PL380013	i-Limb Skin Contour LH extra small Black TS
PL381004	i-Limb Skin Contour RH small Clear TS
PL381005	i-Limb Skin Contour LH small Clear TS
PL381012	i-Limb Skin Contour RH small Black TS
PL381013	i-Limb Skin Contour LH small Black TS
PL382004	i-Limb Skin Contour RH medium Clear TS
PL382005	i-Limb Skin Contour LH medium Clear TS
PL382012	i-Limb Skin Contour RH medium Black TS
PL382013	i-Limb Skin Contour LH medium Black TS
TBX50054	i-Limb Skin Contour TS x 4

COVERINGS

i-LIMB SKIN® NATURAL COVERS

The i-Limb Skin Natural Cover offers a cosmetic cover for the i-limb hand. A color swatch is available to select the closest color match between clients natural skin color and the color of the i-Limb Skin Natural Cover. There are 18 color options for the i-Limb Skin Natural Cover.

The i-Limb Skin Natural Covers extend to just proximal to the wrist level. For coverage of the forearm section of the prosthesis, forearm sleeves are available in the corresponding colors.

Note: for large i-Limb hands order medium covering.



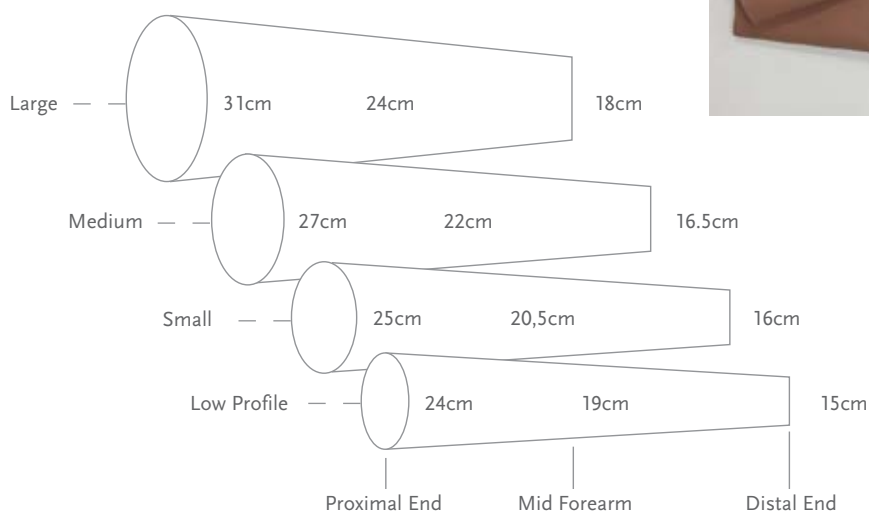
	Extra small		Small		Medium	
Color	LH	RH	LH	RH	LH	RH
1	066582	066564	066509	066491	066473	066455
2	066583	066565	066510	066492	066474	066456
3	066584	066566	066511	066493	066475	066457
4	066585	066567	066512	066494	066476	066458
5	066586	066568	066513	066495	066477	066459
6	066587	066569	066514	066496	066478	066460
7	066588	066570	066515	066497	066479	066461
8	066589	066571	066516	066498	066480	066462
9	066590	066572	066517	066499	066481	066463
10	066591	066573	066518	066500	066482	066464
11	066592	066574	066519	066501	066483	066465
12	066593	066575	066520	066502	066484	066466
13	066594	066576	066521	066503	066485	066467
14	066595	066577	066522	066504	066486	066468
15	066596	066578	066523	066505	066487	066469
16	066597	066579	066524	066506	066488	066470
17	066598	066580	066525	066507	066489	066471
18	066599	066581	066526	066508	066490	066472

COVERINGS

i-LIMB SKIN® NATURAL FOREARM SLEEVES

i-Limb Skin Natural Forearm Sleeves offer a cosmetic cover for the forearm section of the prosthesis, for those individuals who wish the forearm of the prosthesis to be covered. Available in 4 circumference sizes (low profile, small, medium, large) to fit the dimensions of the forearm of the prosthesis. 18 color options are available.

Forearm sleeves are 35cm long.



Color	Low Profile	Small	Medium	Large
1	066629	066628	066627	066626
2	066633	066632	066631	066630
3	066637	066636	066635	066634
4	066641	066640	066639	066638
5	066645	066644	066643	066642
6	066649	066648	066647	066646
7	066653	066652	066651	066650
8	066657	066656	066655	066654
9	066661	066660	066659	066658
10	066665	066664	066663	066662
11	066669	066668	066667	066666
12	066673	066672	066671	066670
13	066677	066676	066675	066674
14	066681	066680	066679	066678
15	066685	066684	066683	066682
16	066689	066688	066687	066686
17	066693	066692	066691	066690
18	066700	066696	066695	066694

COVERINGS

i-LIMB SKIN® MATCH COVERS

i-Limb Skin Match is a fully customized silicone covering that closely matches the user's skin tone and features.

The i-Limb Skin Match Cover extends to just proximal to the wrist level. For coverage of the forearm section of the prosthesis, an i-Limb Skin Match Forearm Cover can also be produced closely matching the users skin tones.

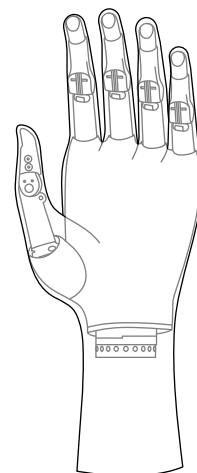
Code	Description
066006	i-Limb Skin Match Hand Cover
066448	i-Limb Skin Match Forearm Sleeve
066449	i-Limb Skin Match Hand Covering including Custom Forearm Sleeve



COVER LINERS

Cover Liners are intended to be worn under the i-Limb Skin Active, i-Limb Skin Contour, or i-Limb Skin Natural Coverings. They provide additional protection in the areas with the most frequent wear and tear to prolong the life of the coverings.

Code	Description
092050	Cover Liner - Left Small
092051	Cover Liner - Right Small
092052	Cover Liner - Left Medium
092053	Cover Liner - Right Medium
092054	Cover Liner - Left Large
092055	Cover Liner - Right Large



i-DIGITS® QUANTUM

i-Digits Quantum is a customized prosthetic device for individuals with partial hand loss or deficiency.

i-Digits Quantum is suitable for individuals with partial hand absence distal to the wrist and proximal to the metacarpophalangeal joint. Anywhere from one to five digits can be replaced.

i-Digits Quantum incorporates i-Mo technology, enabling grips to be accessed by moving the i-Digits Quantum in one of four directions.

- Fully customized prosthesis for partial hand loss or congenital absence
- Up to 32 grips available
- Self-contained wristband houses batteries & microprocessor
- Digits work in conjunction with remaining fingers
- Vari-Grip feature for additional grip strength
- Auto Grasp anti-drop feature for added reassurance
- Boost speed and strength by up to 30% with Biosim® My i-Limb® App



CONTROL METHODS



i-MO
GESTURE CONTROL



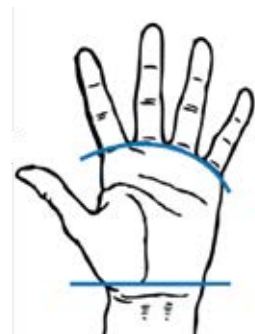
TRIGGERS
MUSCLE CONTROL



QUICK GRIPS
APP CONTROL



GRIP CHIPS
PROXIMITY CONTROL



Code	Description
TBX50008	1 digit i-Digits Quantum
TBX50016	2 digit i-Digits Quantum
TBX50024	3 digit i-Digits Quantum
TBX50032	4 digit i-Digits Quantum
TBX50040	5 digit i-Digits Quantum

All packages include:

- i-Digits Quantum Wristband
- Main charger
- 2 Mounting plates
- Electrodes or FSRs
- Digit and knuckle block (quantity as per kit ordered)
- 3 tip covers per digit
- 2 Grip Chips

i-DIGITS® ACCESS

i-Digits Access is a customized prosthetic device for individuals with partial hand loss or deficiency.

i-Digits Access is suitable for individuals with partial hand absence distal to the wrist and proximal to the metacarpophalangeal joint. Anywhere from one to five digits can be replaced.

- i-Digits Access offers a functional partial hand solution
- Fully customized prosthesis for partial hand loss or congenital absence
- Up to 12 grips available
- Self-contained wristband houses batteries & microprocessor
- Digits work in conjunction with remaining fingers

CONTROL METHODS



TRIGGERS
MUSCLE CONTROL

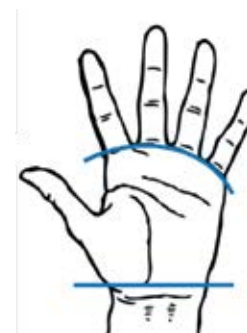


QUICK GRIPS
APP CONTROL

Code	Description
TBX50006	1 digit i-Digits Access
TBX50014	2 digit i-Digits Access
TBX50022	3 digit i-Digits Access
TBX50030	4 digit i-Digits Access
TBX50038	5 digit i-Digits Access

All packages include:

- i-Digits Access Wristband
- Main charger
- 2 Mounting plates
- Electrodes or FSRs (as per kit ordered)
- Digit and knuckle block (quantity as per kit ordered)
- 3 tip covers per digit



i-DIGITS® DIMENSIONS & INPUT OPTIONS

DIMENSIONS

i-Digits are available in extra small and medium sizes.

The extra small mounting plate is 67 mm wide, with a straight digit alignment.

The medium mounting plate is 73 mm wide, with a splayed digit alignment.

	Thumb	Index	Middle	Ring	Little
Extra Small	5	5	5	3	2
Medium	5	6	6	5	3



These configurations provide the digit arrangement and functionality for individuals within the advised fitting guidelines.

INPUT OPTIONS

A range of input options are available for i-Digits allowing the optimum option for the individual user to be utilised.

LP remote electrodes

Suspension piece is fabricated within the silicone socket. This provides the optimum suspension and spacing of the electrode domes. Two domes are positioned together for the muscle site, and one single shared ground dome can be used for dual site control.

Picture	Code	Description
1.	PL441012	Remote Electrode Kit
	SA441080	Check Socket Remote Electrode



FSR (Force Sensing Resistor)

Very thin touch pad which the user operates by physically moving a part of their residual hand.

Picture	Code	Description
	SA441092	FSR for i-Digits (small)
2.	SA441093	FSR for i-Digits (large)



Compact Electrodes

Compact electrodes provide a traditional electrode design for use within i-Digits.

Picture	Code	Description
3.	PL441029	Compact Electrode kit i-Digits



i-DIGITS® REPLACEMENT PARTS

REPLACEMENT PARTS



Batteries and Chargers

Picture	Code	Description
1.	SA069313	800 mAh battery
2.	PL069653	i-Digits Battery Charger base unit
3.	069654	i-Digits Power Supply Unit



Assembly Replacement Parts

Picture	Code	Description
	SA441036	i-Digits RH mounting knuckle plate assembly - extra small
4.	SA440003	i-Digits LH mounting knuckle plate assembly - extra small
	SA069406	i-Digits RH mounting knuckle plate assembly - medium
	SA069405	i-Digits LH mounting knuckle plate assembly - medium
5.	PL441052	Thumb pivot assembly
	069227	Thumb angled mounting plate
	PL441056	Single wired knuckle assembly
	SA400074	Ratchet Strap + Screws + Shoulder Insert Assembly
	PL177004	Repair tool kit T6 with torque driver



Bellows Assembly

Code	Description
SA441040	i-Digits Electrode Bellows Assembly 50 Hz
SA451002	i-Digits Electrode Bellows Assembly 60 Hz
SA441078	FSR Bellows Assembly for i-Digits

Digit Tips

Code	Description
441031	i-Digits Cover Size 2 black
441082	i-Digits Cover Size 2 clear
441032	i-Digits Cover Size 3 black
441083	i-Digits Cover Size 3 clear
441033	i-Digits Cover Size 5 black
441084	i-Digits Cover Size 5 clear
441034	i-Digits Cover Size TS 5 black

Code	Description
441085	i-Digits Cover Size TS 5 clear
441035	i-Digits Thumb Cover black
441088	i-Digits Thumb Cover clear
441076	i-Digits Cover Size 6 black
441086	i-Digits Cover Size 6 clear
441077	i-Digits Cover Size TS 6 black
441087	i-Digits Cover Size TS 6 clear

VIRTU-LIMB

Virtu-Limb is a wireless demonstration and assessment tool for myoelectric upper limb prostheses.

Virtu-Limb can be used for a variety of purposes:

- Measuring clients' myoelectric signals to determine the muscle sites for their prosthesis
- Demonstrate to clients how to control their muscle signals
- Demonstrate to clients how to use automated grips
- Connect to Biosim® software
- Use muscle signals to control virtual hand on software
- Attach i-Limb hand to demonstrate i-Limb products to clients

Code	Description
PL189000	Virtu-Limb Kit - UK
PL189002	Virtu-Limb Kit - EU
SA188010	Virtu-Limb FSR Touchpad
PL189001	Virtu-Limb Compact Electrode Kit (50 Hz) - 2 supplied
PL188064	Virtu-Limb Compact Electrode Kit (60 Hz) - 2 supplied



Note: Only available as a Loaner Device.



Virtu-Limb to measure myoelectric signals

DEMO-LIMB

Demo-Limb is a portable demonstration and user training tool. Any i-Limb® hand with a QWD wrist connection can be attached to the Demo-Limb and controlled via FSRs or electrodes to demonstrate how the i-Limb hands work.

FSRs are useful for demonstrating the functions of the i-Limb hand, like gesture or muscle control.

The electrodes enable a potential i-Limb user to utilise their muscle sites and control the i-Limb hand offering a product demo for potential users as well as a demonstration and testing of grips. The i-Limb hand can be linked to Biosim® to allow programming, use of Quick Grips and review of users signals using the real time graph.

With an i-Limb Quantum hand the Demo-Limb is particularly useful for activation of gesture control.

Features of the Demo-Limb:

- Two FSR's to simulate open and close signals programmable for co-contraction, double and triple impulse
- Possibility to connect electrodes for control
- Ability to demonstrate gesture control, muscle control, app control and proximity control
- QWD connection
- Exchangeable battery

Code	Description
PL071000	Demo-Limb

Demo-Limb is compatible with Virtu-Limb electrodes and i-Digits 800mAh batteries.



Note: Only available as a Loaner Device.

LIVINGSKIN®

OVERVIEW

Hand crafted from high definition silicone and hand painted to closely match skin tone and appearance, Livingskin prostheses are designed to look very realistic. Individual details can be added to the prostheses, such as freckles and hair.

Livingskin are passive functional prostheses. As well being a highly cosmetic solution, Livingskin can be used to support functions such as pushing, pulling, stabilising etc.



Livingskin Fingers

Codes	Description
066026	1 Finger
066029	2 Fingers
066039	3 Fingers
066040	4 Fingers
TBX50486	5 Fingers
066135	Finger Band

Livingskin Hands

Codes	Description
066014	Partial Hand
066015	Full Hand

Livingskin Arms

Codes	Description
066703-DCM	Wrist Disarticulation Passive
066016	Transradial Passive to Elbow
066017	Transhumeral Passive to Axilla
066454-DCM	Shoulder Disarticulation Passive



LIVINGSKIN®

OPTIONS

Codes	Description
092039	Extra Silicone Material - per 1 lb Tube
TBX50181	Thumb Stabiliser
TBX50135	Pronation/Supination Wrist Component
TBX50070	Flexion/Extension Wrist Component
TBX50166	Slipcoat

Codes	Description
066443	Dermahair - Finger
066065	Dermahair - Hand
066442	Dermahair - Arm

INVENTORS

ICEROSS® LINERS

Iceross stands for Icelandic Roll-On Silicone Socket. It was developed by Össur Kristinsson, a prosthetist and prosthetic user, as an alternative suspension system to more conventional methods. It functions to protect the skin, enhance comfort by reducing pressure peaks within the socket, and to eliminate motion between the socket and residual limb. Iceross is available in a range of suspension designs to suit different residual limbs and lifestyles.



Össur Kristinsson

WHY ICEROSS?

COMFORT - All Iceross interface systems are made exclusively from a variety of densities of silicone. Silicone has a proven history of use in the medical field because of its material properties. The properties provide benefits such as cushioning for bony and sensitive areas, high elasticity to enable ease of conformity to residual limb shapes, and high tear strength for increased durability.

PROTECTION - Iceross has been designed to function in a way similar to a compression stocking, i.e. by improving blood circulation while controlling swelling. It also protects skin and newly formed or sensitive scar tissue by reducing potentially damaging shear forces.

SUSPENSION - Iceross liners offer 3 different suspension methods; the Iceross Seal-In, Locking and Cushion liners so it is easy to find something that will suite your patient needs.

TOTAL KNEE®

Total Knee was the brain-child of Swedish inventor Finn Gramnas. Unhappy with the heavy and unwieldy prosthesis his six-year-old daughter was being offered in 1986, he retired to his garage and began inventing something far superior. Perhaps the world's youngest R&D specialist, Lisa Gramnas helped her father fine-tune dozens of prototypes for the Total Knee.



Finn & Lisa Gramnas

WHY THE TOTAL KNEE?

Total Knee offers shock absorption, comfort and a natural gait. Toe clearance is provided through mid-swing shortening, preventing hip hiking. The 3-phase hydraulic swing control accommodates changes in walking speed. Its polycentric design imitates natural knee motion, while the adjustable "stance-flex bumper" acts as a shock absorber, simulating the flexing action that occurs in the normal knee while walking or running.

MAUCH KNEE®

A German scientist and engineer, Hans Mauch was fascinated by the field of rehabilitative medicine. From the late 1950s he devoted his energies to prosthetic development. Building on studies sponsored by America's Veterans Administration, he collaborated with fellow scientist Ulrich Henschke to design the Mauch hydraulic knee system.



Hans Mauch

WHY THE MAUCH KNEE?

Mauch's progressively designed hydraulic systems provide amputees with a less strenuous and more controlled means of ambulation on varied terrains and in sports activities. From running, to walking step over step down stairs, Mauch offers a smooth natural gait and a high level of flexibility for more active lifestyles.

INVENTORS

FLEX-FOOT®

Flex-Foot was first introduced in 1984 by prosthetic user, research prosthetist, and inventor Van Phillips. Two critical breakthroughs made these products different and revolutionized the everyday aspirations of amputees. The first, energy storage and release, is a function inherent in the patented carbon fiber design of Flex-Foot. The second, vertical shock absorption, enables a more natural gait and protects the sound limb and remaining joints of the amputated limb from excessive shock.



Van Phillips

WHY FLEX-FOOT?

Different functions are available within the Flex-Foot range to suit individual needs. All models offer significant advantages over conventional prosthetic feet. Twenty years of scientific material research lead to this unparalleled design, making Flex-Foot the choice for durability, comfort and performance.

GENERAL INFORMATION

WE ARE HERE TO HELP

If you need advice on Össur product selection, there are a number of ways in which we can help:

SELECTION CHARTS

These are available online at www.ossur.com and in wall chart format. Contact your Össur customer service representative for wall charts.

SALES MANAGERS, CUSTOMER SERVICE AND TECHNICAL SERVICE

Our sales managers, customer service and technical service teams are always happy to advise and assist. For contact details visit www.ossur.com and check the customer service pages for your location. Technical experts are also available online.

We hope the clear layout of our catalogue will easily guide you through this comprehensive range of products. Should you need any assistance, feel free to contact our customer service teams or visit our website, www.ossur.com.

TERMS OF SALE AND POLICIES

HOW TO ORDER

Össur part numbers and item descriptions must be included on all orders.

PRICES AND PAYMENT TERMS

For price and payment terms please refer to our current Price List.

RETURNS, ADJUSTMENTS AND CREDITS

Please inspect all orders immediately upon receipt. In the event of items being ordered or shipped in error, please notify the Customer Service Department for a Return Authorization number (RA#). Össur must be contacted within five (5) business days of the receipt of goods. Prior approval and an RA# must be obtained for credit. The RA# must be printed on the outside of the package and a copy of the original invoice or packing slip must be included. All returns are subject to inspection.

SINGLE PATIENT USE

Össur products and components are designed and tested to ISO 10328. Compatibility and compliance with this standard is achieved only when Össur products and components are used with other recommended Össur or authorized components. If unusual movement or product wear is detected in a structural part of a prosthesis at any time, the patient should be instructed to immediately discontinue use of the device and consult his/her clinical specialist. This product has been designed and tested based on single patient usage. It is a single-use device and should never be used by multiple patients. If any problems occur with the use of this product, immediately contact your Össur representative.

TRIAL PERIOD

Össur provides a trial period with certain products. If the amputee is dissatisfied with any such Össur product for any reason, the prosthetist can return the product to Össur for a full refund. If a product needs to be returned within the Trial Period, the following must occur:

Prior approval and a Return Authorization number (RA#/RS#) must be obtained from the Össur Customer Service Department for goods to be returned for credit. No items will be accepted for credit after the Trial Period has ended (trial Period begins the date the order is invoiced).

- Any items that are received by Össur after the Trial Period has ended will be sent back to the customer at their cost and no credit will be issued.
- RA#s are valid for thirty (30) days, starting the day the request was made. After thirty (30) days, the RA#/RS# is invalid.
- Any items that are returned in addition to those listed and/or any items that are returned which differ from those listed on the RA#/RS# will be treated as an unauthorized return.
- The customer is responsible for the returned package prior to receipt at Össur.
- Returns must be accompanied by a copy of the original invoice or packing slip.
- For Trial Periods, please refer to Warranty Procedure section.
- Össur Knees do not have a trial period. Once the packaging has been opened, the product can not be returned. To trial a mechanical knee, please contact Customer Service. To trial a RHEO KNEE, please contact your local Area Sales Manager.

WARRANTY PROCEDURE

All Össur products are guaranteed to be free of defects in materials and workmanship upon purchase. Any product found to be defective under normal and correct use will be replaced at no charge with the same item. If an item needs to be replaced under warranty, the replacement item will ship as soon as possible and the full retail cost will be invoiced. Upon receipt of the warranty item, a credit will be given under the terms that apply.

BIONIC TECHNOLOGY BY ÖSSUR	LIMITED WARRANTY	UNITY VACUUM SUSPENSION SYSTEM	LIMITED WARRANTY
PROPRIO FOOT	36 Months*	Unity pump and membrane for Pro-Flex Family Feet, Proprio	
NAVII	24 Months*	Foot and Balance Foot S / Balance Foot S Torsion	36 Months**
RHEO KNEE	24 Months*	Unity Expulsion Valve Kits	6 Months
RHEO KNEE XC	24 Months*	Other Unity Pumps	24 Months
POWER KNEE EMEA	24 Months*	Other Unity membranes	12 Months
POWER KNEE Batteries	12 Months		

LINERS AND SLEEVES	LIMITED WARRANTY	FEET	LIMITED WARRANTY
Össur liners and sleeves can be returned for full credit within 30 days as long as the “sealed” bag has not been opened or when applicable, hygienic seal has not been broken. Any components that have been removed from this bag will not be accepted for credit and will be returned to the customer at the customer’s expense.		Össur provides each prosthetic foot with a 60-Day Trial Period. If the amputee is dissatisfied with the prosthetic foot for any reason, the prosthetist can return it to Össur for a full refund within 30 days from the invoice date. For a detailed description of how to return products see Terms of Sale and Policies.	

Iceross Seal-In X-Classic	6 Months	Re-Flex Shock	36 Months
Iceross Seal-In X-Grip	6 Months	Re-Flex Rotate	36 Months
Iceross Seal-In X-Volume	6 Months	Vari-Flex	36 Months
Iceross Transfemoral Seal-In	6 Months	Pro-Flex Terra	36 Months
Iceross Transfemoral Locking	6 Months	Pro-Flex Pivot	36 Months
Iceross Upper-X Locking	6 Months	Pro-Flex XC	36 Months
Iceross Seal-In X (TT/TF)	6 Months	Pro-Flex LP	36 Months
Iceross Seal-In X (TT/TF) Seals (Classic, Grip, Volume)	6 Months	Pro-Flex XC Torsion	36 Months
Iceross Seal-In X5 (TT)	6 Months	Pro-Flex LP Torsion	36 Months
Iceross Seal-In X5 (TF)	6 Months	Pro-Flex LP Align	36 Months
Iceross Seal-In X Locking	6 Months	Pro-Flex Modular	36 Months
Iceross Seal-In V	6 Months	Pro-Flex ST	36 Months
Iceross Dermo Locking/Cushion/Seal-In	6 Months	LP Vari-Flex	36 Months
Iceross Synergy Locking/Cushion	9 Months	Flex-Foot Assure	36 Months
Iceross Comfort Locking/Cushion	6 Months	Balance Foot S	36 Months
Iceross Original Locking (with cover)	6 Months	Balance Foot S Torsion	36 Months
Iceross Sport Locking	9 Months	Balance Foot J	24 Months
Iceross Activa with Tibiaguard	9 Months	Flex-Foot Balance	12 Months
Iceross Post-Op	6 Months	Flex-Foot Balance with DP-Flexion	12 Months
Iceross Curvemaster	12 Months	Flex-Symes	36 Months
Össur Rigid Dressing (ORD)	2 Months	Chopart	24 Months
Iceross Junior Locking	6 Months	Cheetah Xpanse	12 Months
Distal Cup	12 Months	Cheetah Xcel	12 Months
Iceross Sleeve	3 Months	Cheetah Xceed	12 Months
Iceflex Balance	1 Month	Flex-Run With Nike Sole	12 Months
Iceform Sleeve	3 Months	Cheetah Xplore	36 Months
		Cheetah Xtreme	12 Months
		Cheetah Xtend	12 Months
		Flex-Foot Cheetah	12 Months
		Vari-Flex Junior	18 Months
		Flex-Foot Junior	18 Months
		Cheetah Junior	18 Months
		Cheetah Xplore Junior	18 Months
		Flex Run Junior	18 Months
		Torsion Shock Adapter	36 Months
		Foot Covers	6 Months
		Nike Sole	2 Months
		Nike Spike Pad	2 Months
		Foam Heel Counter and Sole	6 Months

* 1, 2, 3 or 4 year extended warranties on Bionic devices (POWER KNEE batteries excluded) are available for purchase, contact Össur Customer Service for options and prices. Warranty extensions can be purchased while the product is still under warranty. Maximum total warranty is 6 years.

** Membrane is not replaceable. Warranty of membrane corresponds to warranty of the Unity Pump

WARRANTY PROCEDURE

MAUCH KNEE	LIMITED WARRANTY
Mauch Knee EMEA	24 Months
Mauch Knee Plus EMEA	24 Months
CHEETAH KNEE	LIMITED WARRANTY
Cheetah Knee	18 Months
TOTAL KNEE	LIMITED WARRANTY
Total Knee 1900	24 Months
Total Knee 2000	24 Months
Total Knee 2100	24 Months
Total Knee Junior	24 Months
LOCKING KNEE	LIMITED WARRANTY
Locking Knee	12 Months
ICELOCK	LIMITED WARRANTY
Icelock 100 Series	12 Months
Icelock 200 Series	12 Months
Icelock 300 Series	12 Months
Icelock 500 Series	6 Months
Icelock 544 Series	6 Months
Icelock 562 Hybrid	12 Months
Icelock 600 Series	12 Months
Icelock 700 Series	12 Months
Icelock 850 Hybrid	12 Months
STANDARD ADAPTERS	LIMITED WARRANTY
Össur Standard Adapters	24 Months
Össur Junior Adapters	24 Months
Knee Rotation Adapter	12 Months
SOCKET SYSTEMS	LIMITED WARRANTY
Icecast Anatomy	12 Months
Connect TF	24 Months
MECHANICAL UPPER LIMB	LIMITED WARRANTY
PIPDriver	24 months
MCPDriver	24 months
ThumbDriver	24 months
GripLock Finger	24 months
BIONIC UPPER LIMB	LIMITED WARRANTY
i-Limb Access	24 Months*
i-Limb Ultra	24 Months*
i-Limb Quantum	24 Months*
i-Digits Access	24 Months*
i-Digits Quantum	24 Months*
UPPER LIMB ACCESSORIES	LIMITED WARRANTY
i-Limb Skin Coverings	3 months
Hand Accessories	12 Months**
PASSIVE UPPER LIMB PROSTHETICS	LIMITED WARRANTY
LivingSkin Passive Device	12 Months

*Extended warranty is available to purchase, contact Össur Customer Service for options and prices. Maximum total warranty period is 5 years. Extended warranty must be purchased while device is still within warranty.

**If purchased within an i-Limb or i-digit kit, the warranty period for the kit will apply to the accessory.

RETURNS / COMPLAINTS FORM

To register a return or a complaint please complete this form in full and fax it to Customer Service.

Please Note: The customer ref. number is the code on our documents to you which begins UK or IE. This code must be quoted for all returns.

SECTION 1

Shipment number: SS _____ Invoice number: SI _____

Customer: _____ Customer ref. number: _____

Prosthetist: _____ Date: _____

User: _____ Age: _____ Weight (kg): _____ Weight gain: Yes / No _____

Impact level: Extreme / High / Medium / Low _____ Period the product has been in use: _____

Do you require a formal written response to the return/complaint: Yes / No _____

Was the user injured: Yes / No _____ Nature of injury: _____

Product categories: Interface Systems Feet & Shocks Knees Icelock & Components

Product description: _____ _____ _____ _____

Part number: _____ _____ _____ _____

SECTION 2A, FOR PRODUCT RETURNS:

Description of problem: _____

Warranty claim: Yes / No _____

SECTION 2B, FOR COMPLAINTS:

Nature of complaint: Product related / Service related _____

Description of problem: _____

NOTES

NOTES

NOTES

NOTES



FOLLOW ÖSSUR ON



TEL 03450 065 065
ukprosthetics@ossur.com

WWW.OSSUR.COM

