

Prosthetic Solutions

2026 Catalogue



Welcome to the Össur Prosthetics Catalogue

For years, Össur has been helping people to feel safe and confident, to rekindle ambitions and focus on new goals rather than limitations, and to feel happy and prepared for life with limb-loss.

When you look at why we have been so successful, you will find a whole series of small but significant steps to a better future – comprehensive solutions that are designed with user needs and aspirations always at the top of the agenda.

Össur is pleased to present its most inclusive range of prosthetic products ever, with solutions that embrace diverse populations and provide an effective response, whatever the need.

Each prosthetic product is developed with different activity levels in mind. Össur prosthetic solutions are our way to make the selection easier and helping you finding the best solution for your patient.

High Quality, High Performance Products... for a Life Without Limitations

Years of experience in materials technology and innovative design have made Össur a leading developer of prosthetic systems that provide extraordinary fit and function. Our current product offering is a reflection of this continuing commitment to amputees and to the prosthetic industry.

We are pleased to present a full spectrum of premium lower limb prosthetic components, designed to reflect the individual nature of our customers. We remain focused on the best possible outcomes and a Life Without Limitations® for all the people who use our products. Our underlying goal is to transform the aspirations and experience of everyone we work with.

Össur is proud to work alongside healthcare professionals all over the world, developing the advanced concepts of tomorrow while delivering exceptional solutions today. The company funds one of the largest research and development units in the industry, pursuing the technological breakthroughs that continually set new standards of performance, quality, and comfort.

Össur is an international manufacturer of prosthetic devices and a leading innovator in the field. The company employs a staff of more than 3,000, serving the needs of amputees, prosthetists, and healthcare professionals worldwide. As part of this service, we provide expert advice, training, and technical assistance. Össur operates a quality management system that meets the requirements of ISO 13485 and 14001. Products are CE-marked and conform to standards and other normative documents outlined in the EC (CE) Declaration of Conformity.

Impact Levels

LOW

Daily activities involving gentle, steady walking with the use of a walking aid.

Example: Moving around at home, modest walking in the community.



MODERATE

Daily activities involving average walking with the ability to vary speed or walking pattern.

Example: Going to the shops, confident outdoor walking.



HIGH

Daily activities involving fast walking or jogging.

Example: Heavy-lifting, manual labour, recreational sports.



EXTREME

Activities involving running, track and field, sprinting, and long-distance running.

Example: Track and field sports.



Characteristics

WEATHERPROOF

A weatherproof device allows use in a wet and/or humid environment but does not allow submersion. Fresh water splashing against the enclosure from any direction shall have no harmful effect. Dry thoroughly after contact with fresh water. Fresh water: Includes tap water. Excludes salt and chlorinated water.



WEATHERPROOF

WATERPROOF

Whether it's fresh water, salt water or chlorinated water, Waterproof Össur products will give you the protection you need. The use of first-rate materials provides permanent protection against harmful ingress of water, even after submersion, whilst continuing to provide the functionality you expect. Further limitations apply to Proprio Foot.



WATERPROOF

Table of Contents

ÖSSUR LINERS.....	7
ICEROSS® TRANSTIBIAL LINERS BY ÖSSUR.....	11
ICEROSS SEAL-IN® X LOCKING.....	13
ICEROSS SEAL-IN® X.....	15
ICEROSS SEAL-IN® V TRANSTIBIAL WITH WAVE.....	17
ICEROSS SEAL-IN® X5 TRANSTIBIAL WITH WAVE.....	18
ICEROSS SEAL-IN® X5 TRANSTIBIAL.....	19
ICEROSS DERMO SEAL-IN®.....	20
ICEROSS® SYNERGY™ LOCKING WITH WAVE.....	21
ICEROSS® SYNERGY™ LOCKING.....	22
ICEROSS DERMO® LOCKING WITH WAVE.....	23
ICEROSS DERMO® LOCKING.....	24
ICEROSS COMFORT® LOCKING WITH WAVE.....	25
ICEROSS COMFORT® LOCKING.....	26
ICEROSS® ORIGINAL LOCKING.....	27
ICEROSS® SPORT LOCKING.....	28
RELAX™ LOCKING.....	29
ICEROSS® SYNERGY™ CUSHION.....	30
ICEROSS® SYNERGY™ CUSHION WITH WAVE.....	31
ICEROSS DERMO® CUSHION.....	32
ICEROSS DERMO® CUSHION WITH WAVE.....	33
ICEROSS COMFORT® CUSHION.....	34
ICEROSS® ACTIVA CUSHION.....	35
ICEFORM® LOCKING AND CUSHION.....	36
RELAX™ CUSHION.....	37
ICEROSS® SLEEVE.....	38
ICEFORM® SLEEVE.....	39
GENU SLEEVE.....	40
ICEROSS® TRANSFEMORAL LINERS BY ÖSSUR.....	41
ICEROSS SEAL-IN® X TF.....	43
ICEROSS SEAL-IN® X LOCKING TF.....	45
ICEROSS SEAL-IN® X5 TRANSFEMORAL.....	47
AEROFIT SEAL-IN®.....	48
ICEROSS SEAL-IN® TRANSFEMORAL.....	49
4SEAL CLASSIC™.....	50
ICEROSS® TRANSFEMORAL LOCKING.....	52
AKOS™.....	53
RELAX™ TRANSFEMORAL.....	55
ICEROSS® UPPER-X LOCKING.....	57
ACCESSORIES.....	58
COMFORT SCS.....	61
RELAX NIGHT CARE.....	62
EASY CUT VOLUME COMPENSATION SOCK.....	63


ÖSSUR SOCKETS	65
DIRECT SOCKET TT	66
ICEROSS® DIRECT CASTING LINER TT	68
DIRECT SOCKET TF	69
ICEROSS® DIRECT CASTING LINER TF	71
DIRECT SOCKET TOOL KIT	72
DIRECT SOCKET TOOLS AND TOOL KIT SPARE PARTS	73
DIRECT SOCKET MATERIALS	74
AEROFIT® SOCKETS	76
AEROFIT® VENTS	77
AEROFIT® TOOL KIT	80
CONNECT TF	81
PRESSURE PADS	84
ÖSSUR ICELOCK® SERIES	85
ICELOCK® 100 SERIES	87
ICELOCK® 200 SERIES	88
ICELOCK® 300 SERIES	92
ICELOCK® 400 SERIES	94
ICELOCK® 500 SERIES	96
ICELOCK® 544 SERIES	97
ICELOCK® 562 HYBRID	101
ICELOCK® 600 SERIES	102
ICELOCK® 700 SERIES	107
ICELOCK® 850 HYBRID	109
ÖSSUR FEET	111
UNITY® VACUUM SUSPENSION SYSTEM	113
BALANCE™ FOOT S	114
BALANCE™ FOOT S TORSION	118
PROPRIO FOOT®	122
PRO-FLEX® PIVOT	127
PRO-FLEX® ST	132
PRO-FLEX® MODULAR	137
PRO-FLEX® LP	141
PRO-FLEX® LP TORSION	146
PRO-FLEX® LP ALIGN	150
PRO-FLEX® XC	154
PRO-FLEX® XC TORSION	159
PRO-FLEX® TERRA	164
VARI-FLEX®	169
LP VARI-FLEX®	179
RE-FLEX ROTATE™	185
RE-FLEX SHOCK™	193
CHEETAH® XPLORE	201

Table of Contents

FLEX-FOOT BALANCE® WITH D/P FLEXION™	205
FLEX-FOOT® BALANCE	209
BALANCE™ FOOT J	213
FLEX-FOOT ASSURE®	218
FLEX-SYMES™	224
CHOPART	228
FLEX-FOOT® ACCESSORIES	230
UNITY® SPARE PARTS	230
ÖSSUR KNEES	231
LOCKING KNEE	234
BALANCE™ KNEE OFM1	236
BALANCE™ KNEE OFM2	237
TOTAL KNEE® 1900	238
OP4 KNEE™	241
OP5 KNEE™	242
OHP3 KNEE™	244
PASO KNEE™	246
TOTAL KNEE® 2000	231
TOTAL KNEE® 2100	251
MAUCH® KNEE	254
RHEO KNEE®	255
RHEO KNEE® XC	258
POWER KNEE™	261
NAVII®	264
ÖSSUR ADAPTERS	268
WEIGHT LIMIT 100KG	268
WEIGHT LIMIT 125KG	271
WEIGHT LIMIT 136KG	271
WEIGHT LIMIT 166KG	273
TORSION SHOCK ADAPTER	277
KNEE ROTATION ADAPTER	278
ÖSSUR SPORT SOLUTIONS	279
CHEETAH® KNEE	280
CHEETAH® XCEED	282
FLEX-RUN™	285
CHEETAH® XCEL	288
CHEETAH® XTREME	292
CHEETAH® XTEND	299
FLEX-FOOT CHEETAH®	300
CHEETAH® XPANSE	303
ÖSSUR JUNIOR SOLUTIONS	306
ICEROSS STABILO® JUNIOR LOCKING LINER WITH WAVE	307
ICEROSS DERMO® JUNIOR LOCKING LINER WITH WAVE	308

VARI-FLEX® JUNIOR	309
PRO-FLEX® LP JUNIOR	312
CHEETAH® XPLORE JUNIOR.....	314
FLEX-RUN™ JUNIOR.....	317
CHEETAH® JUNIOR.....	319
TOTAL KNEE® JUNIOR.....	321
JUNIOR ADAPTERS	324
ÖSSUR POST-OP SOLUTIONS.....	326
ÖSSUR RIGID DRESSING (ORD).....	329
ICEROSS® POST-OP TT LINER.....	330
ICEROSS® POST-OP TF LINER.....	331
ÖSSUR UPPER LIMB.....	332
MCPDRIVER®	333
THUMBDRIVER®	334
PIPDRIIVER®	335
GRIPLOCK FINGER®	336
i-LIMB® FEATURE OVERVIEW	338
i-LIMB® QUANTUM	339
i-LIMB® ULTRA	341
i-LIMB® ACCESS.....	343
i-LIMB®	345
i-DIGITS® FEATURE OVERVIEW.....	347
i-DIGITS® QUANTUM	348
i-DIGITS® ACCESS	350
i-DIGITS®	352
VIRTU-LIMB™	354
DEMO-LIMB™	355
ELECTRODES	356
CHARGERS & BATTERIES	358
i-LIMB® ACCESSORIES.....	359
COVERINGS	360
LIVINGSKIN®	365
INVENTORS.....	367
GENERAL INFORMATION	369
TERMS OF SALE AND POLICIES.....	369
WARRANTY PROCEDURE.....	370
NOTES	372


Transfemoral Solutions



Seal-in Liners



Locking Liners



Upper Extremity Solutions



Össur Liners

Transtibital Solutions



ICEROSS SEAL-IN® X
PAGE 16



ICEROSS SEAL-IN® X LOCKING
PAGE 14

Seal-in Liners



ICEROSS SEAL-IN® X5 TT
PAGE 18



ICEROSS SEAL-IN® V
PAGE 17



ICEROSS DERMO SEAL-IN®
PAGE 20

Locking Liners



ICEROSS® SYNERGY
LOCKING
PAGE 22



ICEROSS DERMO®
LOCKING
PAGE 24



ICEROSS COMFORT®
LOCKING
PAGE 26



ICEROSS® ORIGINAL
LOCKING
PAGE 27



ICEROSS® SPORT
LOCKING
PAGE 28



RELAX
LOCKING
PAGE 29



ICEFORM®
LOCKING
PAGE 36

Cushion Liners



ICEROSS® SYNERGY
CUSHION
PAGE 30



ICEROSS DERMO®
CUSHION
PAGE 32



ICEROSS COMFORT®
CUSHION
PAGE 34



ICEROSS® ACTIVA
WITH TIBIAGUARD
CUSHION
PAGE 35



RELAX
CUSHION
PAGE 37



ICEFORM®
CUSHION
PAGE 36

Suspension Methods

SEAL-IN X LOCKING

This hybrid suspension combines the advantages of Seal-In with a locking suspension for challenging situations.



SEAL-IN X

- The movable seal allows the user to position the seal and fully benefit from a secure and comfortable suspension. Donning a Seal-In liner has never been so easy.
- Individual positioning of the seal
- Exceptional rotation control.



SEAL-IN X

SEAL-IN V

The volume adaptive blades incorporated in the seal accommodates shape changes. The Seal-In V liner provides reliable and comfortable suspension.



SEAL-IN V

- Cushion suspension without a knee sleeve.
- Rotation control.

SEAL-IN X5

With a series of five seals the Iceross Seal-In X5 liner conforms to the shape of the residual limb and the internal socket wall, providing an airtight seal and improved comfort.



SEAL-IN X5

- Rotation control.
- Minimizes pistoning.
- Suspension without a knee sleeve.

4SEAL

With a series of 4 seals and a coated outer surface, the 4Seal Liner provides an airtight seal and improved handling.



4SEAL

- Suspension without a knee sleeve
- No donning aid necessary

SEAL-IN

With the ingenious Hypobaric Sealing Membrane (HSM™) the Iceross Seal-In Liner optimizes suspension and comfort while offering user convenience for daily use.



SEAL-IN

- Transtibial hypobaric suspension without a knee sleeve.
- Ease of donning and doffing.
- Improved rotation control.

CUSHION

A soft, extra thick distal cushion improves user comfort, protects sensitive distal ends, and conforms to irregular distal shapes.



CUSHION

LOCKING

The locking feature offers users firm, secure and comfortable suspension. Can be used with either locking or lanyard systems.



LOCKING

Össur Liners

Characteristics

STABILISING MATRIX

Integrated matrix allows radial stretch and limits vertical stretch for increased stability and skin comfort.



STABILIZING MATRIX

FABRIC COVER

The outer cover provides extreme wear and tear, strength, and durability while allowing radial stretch and comfortable elasticity.



FABRIC COVER

ACTIVE SKIN CARE

Vaseline® and Aloe Vera are incorporated in Dermasil® silicone to soothe and help maintain healthy skin.



ACTIVE SKIN CARE

DOUBLE DUROMETER

Two silicone durometers work together: Inner layer offers comfort and protection to the skin and outer layer offers cushioning and stability.



DOUBLE DUROMETER

WAVE

Allows for comfortable stretching of liner across the patella and controls folding of the liner in the sensitive area behind the knee.



WAVE

SILKEN INNER SURFACE

Micro engineered surface for skin conformance.



SILKEN INNER SURFACE

TIBIAGUARD

A soft, silicone pad with integrated Wave feature provides cushioning for the anterior tibia, while a thinner posterior silicone layer enhances control and proprioception. The combination of the two silicone profiles and the Wave design results in cushioning and freedom of movement.



TIBIAGUARD

CONICAL

This feature is designed to provide a comfortable and intimate liner fit for amputees with conical-shaped residual limbs. The conical shape is intended to help prevent the edges of the proximal end from rolling down.



CONICAL

UMBRELLAN

Umbrellan is a shielding against electromagnetic influences.



UMBRELLAN

EASY GLIDE

With the Easy Glide coating technology the liner offers users a high handling comfort. No lubricants are needed for donning and it is easy to clean.



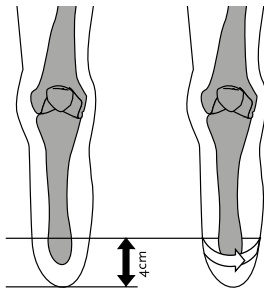
EASY GLIDE

Iceross® Transtibial Liners by Össur

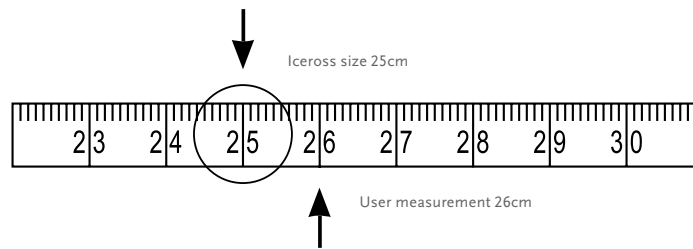
Careful selection of the Iceross liner is required to produce maximum benefit to the user. When selecting the appropriate transtibial Iceross liner the following must be considered:

1. Size of the residual limb
2. Activity/Impact level of the user
3. Use of fitting aids
4. Profile
5. Fitting Aid

1. SIZE



With the tissue of the residual limb hanging down, measure 4cm proximal to the distal end of the limb and mark this point on the skin. Measure the circumference of the limb at this point with medium tension on the tape measure.




The measurement taken corresponds to the size of Iceross to be used. Select the liner size matching your measurement or, if between sizes, select the next size below. Do not select a size larger than your measurement or more than one size below the measurement. E.g. if the circumference of the limb measures 26cm, select Iceross size 25.

NOTE - ICEROSS LOCKING LINERS:

The incorporated size-specific umbrella works in conjunction with the matrix. Function of both the umbrella and matrix is dependent on correct size selection of the Iceross liner. Incorrect sizing may cause discomfort to the user, perspiration and reduced control of the prosthesis.

NOTE - ICEROSS SEAL-IN LINERS:

For Iceross Seal-In liners, it is essential that the Hypobaric Sealing Membrane (HSM™) sits correctly against the liner around its full circumference. Once you have selected the liner according to our instructions, assess the membrane according to the pictures below, visually and manually. Refer to picture 3. **In some cases, the next size down may need to be selected to achieve this fitting (this is unique to Iceross Seal-In liners and should not be applied to other Iceross models, including the Iceross Seal-In X5 and Seal-In V liners).**



1. LINER IS TOO SMALL



2. LINER IS TOO BIG



3. LINER FITS CORRECTLY

The sizing recommendations are intended as a guide. There may be occasions when alternative sizes need to be selected.

Iceross® Transtibial Liners by Össur

2. IMPACT LEVELS

The impact levels are important considerations when selecting a liner. Impact levels relate to the amount of loading placed through the Iceross liner.

3. FITTING AIDS

The profile of the Iceross is cylindrical with a rounded distal end. This design accommodates most residual limb shapes. There are occasions, however, when a patient will exhibit an unusual or irregular residual limb shape that does not enable a total contact fit between the skin and the Iceross. The fitting aids are designed to work in conjunction with the Iceross to change the profile of unusual or irregular residual limb shapes to match that of the Iceross. This process is known as profile matching.



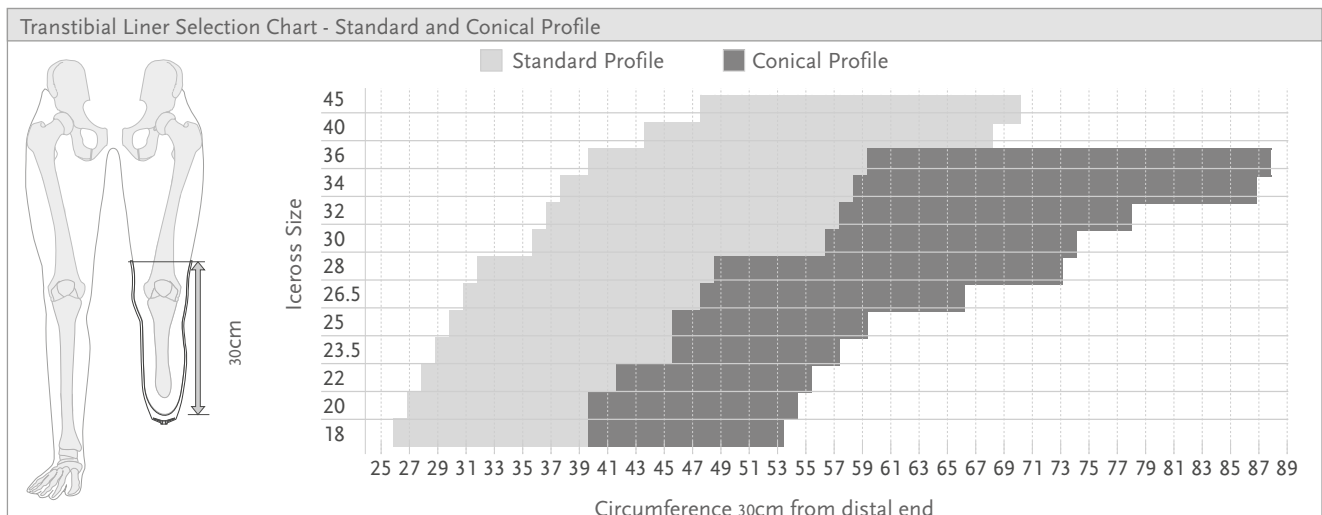
Assess the residual limb shape:

- If the shape is cylindrical, then no fitting aids are required.
- If the residual limb presents a square or flattened distal end, then an Iceross Pad should be installed distally to ensure profile matching between the end of the residual limb and the rounded end of the Iceross liner.
- If the residual limb is conical in shape, then a Distal Cup could be used in conjunction with the Iceross to help ensure correct profile matching. The Distal Cup will assist in providing a more cylindrical shape prior to fitting the Iceross liner.
- Iceross liner size is selected from a measurement taken over the Distal Cup on the residual limb.
- If the residual limb presents with a bulbous distal end (ankle disarticulation, Symes, Lisfranc, etc.), Iceross use is contraindicated and you should consult your local Össur representative to find an appropriate solution.

4. PROFILE

Measure the circumference of the residual limb approximately 30 cm above the distal end, refer to the horizontal axis of the selection chart. If the intersection from the horizontal and vertical axes lies in the light grey area of the chart then a standard profile is recommended, if it lies in the dark grey area then a conical profile is recommended.

5. FITTING AID



Iceross Seal-In® X Locking



The Iceross Seal-In X Locking liner is a silicone liner for transtibial amputees of all activity levels, providing superior function by combining the benefits of locking suspension with the benefits of Seal-In. The liner is available in both 3mm and 6mm profiles.

The liner features:

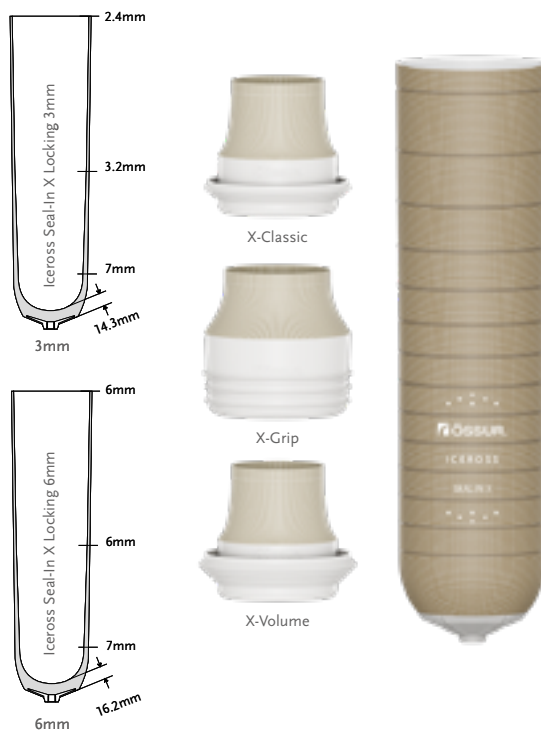
- Soft DermoGel® silicone
- Seamless functional textile for easy knee bending
- Stabilizing matrix
- Compatible with all movable seal-ring options

The seal-ring offering provides three different options:

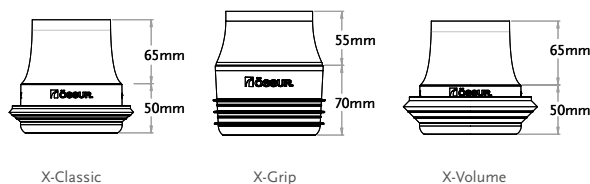
- X-Classic
- X-Grip
- X-Volume

The liner should be used with the Icelock 562 Hybrid (L-562000) and an airtight socket.

Combine Seal-In Technology with Unity vacuum system for stabilization of volume fluctuations and comfortable socket fit throughout the day.



User Information	
Amputation Level:	Transtibial
Impact Level:	Low to High
Liner Information	
Liner Sizes:	16, 18, 20, 22, 23.5, 25, 26.5, 28, 30, 32, 34, 36, 40, 45
Liner Profiles:	3mm and 6mm
Seal Ring Sizes:	20, 22, 24, 26, 28, 30, 32, 35, 38, 41, 44, 47, 51, 55, 60, 65
Matrix	10 cm



SUSPENSION METHOD



SEAL-IN X LOCKING

FEATURES



FABRIC COVER



ACTIVE SKIN CARE



SILKEN INNER SURFACE



EASY GLIDE*



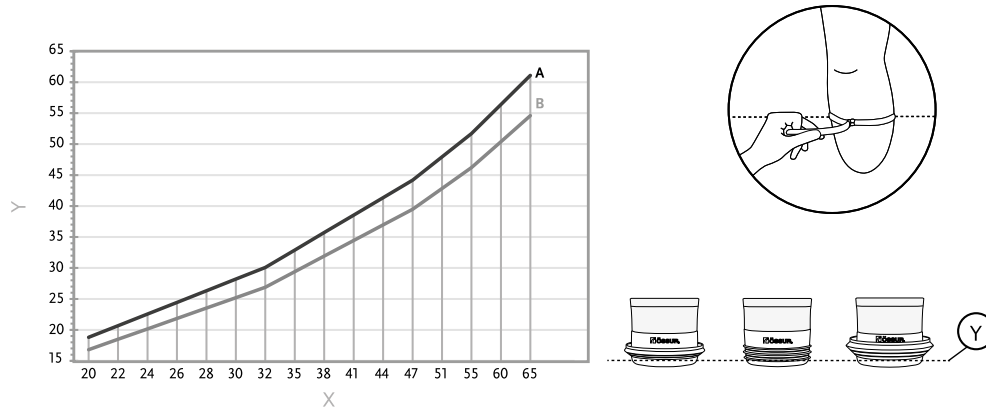
STABILIZING MATRIX

* Easy Glide only applies to the Seal Rings

Iceross Seal-In® X Locking

Seal Ring Size Selection

1. Measure residual limb circumference (in cm) at the appropriate location, directly on the skin
2. Refer to the sizing chart to estimate correct device size
3. Sizing chart legend: X-Seal size, Y-Circumference (cm), A-Tight fit, B-Loose fit



PART NUMBER INFORMATION - ICEROSS SEAL-IN X LINER

Part#	Description	Contains
I-SXL3XX	Iceross Seal-In X Locking 3mm	Liner in size XX and 3mm profile
I-SXL6XX	Iceross Seal-In X Locking 6mm	Liner in size XX and 6mm profile
I-SXC0XX	Iceross Seal-In X-Classic	Seal-In X-Classic Ring
I-SXG0XX	Iceross Seal-In X-Grip	Seal-In X-Grip Ring
I-SXV0XX	Iceross Seal-In X-Volume	Seal-In X-Volume Ring
I-RXC001	Seal-In X-Classic Kit 26-51	10 Seal-In X-Classic Rings
I-RXC004	Seal-In X-Classic Kit 20-65	16 Seal-In X-Classic Rings
I-RXG001	Seal-In X-Grip Kit 26-51	10 Seal-In X-Grip Rings
I-RXG004	Seal-In X-Grip Kit 20-65	16 Seal-In X-Grip Rings
I-RXV001	Seal-In X-Volume Kit 26-51	10 Seal-In X-Volume Rings
I-RXV004	Seal-In X-Volume Kit 20-65	16 Seal-In X-Volume Rings

IceroSS Seal-In® X



Providing advanced Seal-In technology for a wider range of users, IceroSS Seal-In X is easier to invert and don, even for less active users who may have hand dexterity issues.

The sleeveless design features a separate seal ring, which can be flexibly positioned for optimum suction regardless of limb shape. It can also be moved as necessary throughout the day for added comfort. Special seamless fabric elongates appropriately over the patella for knee flexion, while the soft, yet durable silicone blend helps nurture potentially fragile skin.

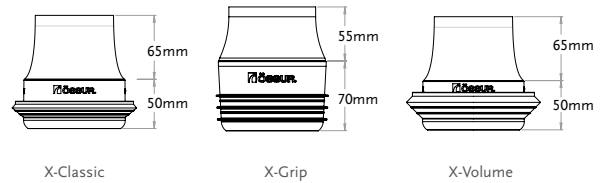
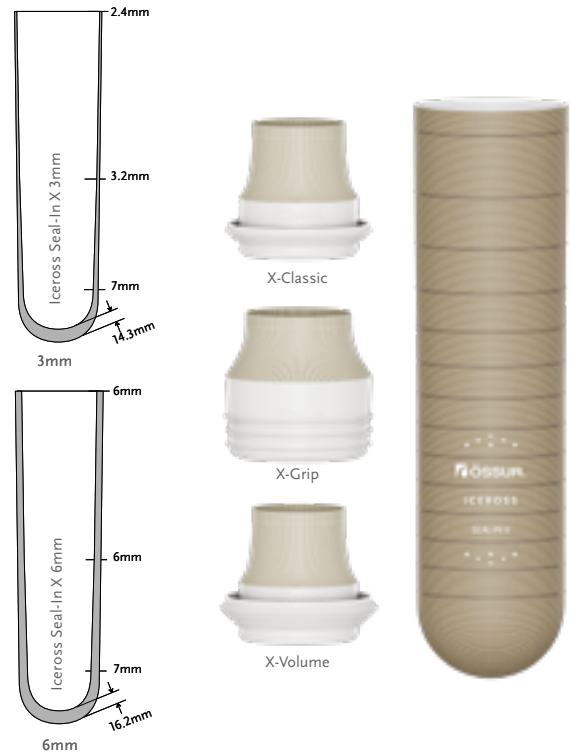
The seal-ring offering provides three different options:

- X-Classic - the classic day-to-day seal
- X-Grip - for good rotational control
- X-Volume - accommodates more volume reduction

The modular nature of the product makes selection easier, enhancing inventory control. Seal rings can also be renewed as required, without the need for a new liner.

Seal-In X technology is for use with Össur's Unity vacuum system.

With the Easy Glide coating technology the liner offers users a high handling comfort. No lubricants are needed for donning and it is easy to clean. Easy-glide coating only applies to the seal-rings.



User Information	
Amputation Level:	Transtibial
Impact Level:	Low to High
Liner Information	
Liner Sizes:	16, 18, 20, 22, 23.5, 25, 26.5, 28, 30, 32, 34, 36, 40*
Liner Profiles:	3mm, 6mm
Seal Ring Sizes:	20, 22, 24, 26, 28, 30, 32, 35, 38, 41, 44, 47, 51, 55, 60, 65

*Size 40 is only available in 3mm.

SUSPENSION METHOD



SEAL-IN X

FEATURES



FABRIC COVER



ACTIVE SKIN CARE



SILKEN INNER SURFACE

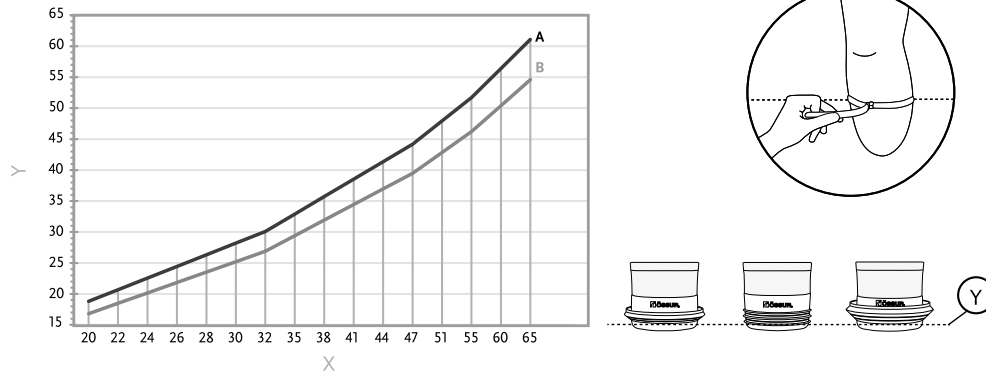


EASY GLIDE

Iceross Seal-In® X

Seal Ring Size Selection

1. Measure residual limb circumference (in cm) at the appropriate location, directly on the skin
2. Refer to the sizing chart to estimate correct device size
3. Sizing chart legend: X-Seal size, Y-Circumference (cm), A-Tight fit, B-Loose fit



MINIMUM RECOMMENDED LENGTH OF RESIDUAL LIMB

Measure from mid-patella tendon to distal end. Compare the measurement to the table below.

Liner Size	Minimum Length
16-23,5	11cm
25-30	12cm
32-36	13cm
40	14cm

PART NUMBER INFORMATION - ICEROSS SEAL-IN X LINER

Part#	Description	Contains
I-4443XX	Iceross Seal-In X 3mm	Liner
I-4446XX	Iceross Seal-In X 6mm	Liner
I-SXC0XX	Iceross Seal-In X-Classic	Seal-In X-Classic Ring
I-SXG0XX	Iceross Seal-In X-Grip	Seal-In X-Grip Ring
I-SXV0XX	Iceross Seal-In X-Volume	Seal-In X-Volume Ring
I-RXC001	Seal-In X-Classic Kit 26-51	10 Seal-In X-Classic Rings
I-RXC004	Seal-In X-Classic Kit 20-65	16 Seal-In X-Classic Rings
I-RXG001	Seal-In X-Grip Kit 26-51	10 Seal-In X-Grip Rings
I-RXG004	Seal-In X-Grip Kit 20-65	16 Seal-In X-Grip Rings
I-RXV001	Seal-In X-Volume Kit 26-51	10 Seal-In X-Volume Rings
I-RXV004	Seal-In X-Volume Kit 20-65	16 Seal-In X-Volume Rings

Iceross Seal-In® V Transtibial with Wave



Iceross Seal-In V features the latest Seal-In membrane for in-socket seal technology available today.

Based on the Iceross Cushion profile, Iceross Seal-In V has a soft distal end for close fit and comfort.

Iceross Seal-In V is available with the seal in two different locations, Standard and High Profile. The High Profile variant should be used when residual limb length allows for it, especially in case of sensitive spots on the distal tibial crest.

Össur recommends Iceross Seal-In V for amputees already past the initial phase of volume and shape conditioning, during the first months post-amputation Iceross Dermo Cushion & Iceross Sleeve are recommended.



User Information	
Amputation Level:	Transtibial
Impact Level:	All
Liner Information	
Sizes:	18,20,22,23.5,25,26.5,28,30,32,34,36.
Profile:	3mm wave

SUSPENSION METHOD



SEAL-IN V

FEATURES



FABRIC COVER



ACTIVE SKIN CARE



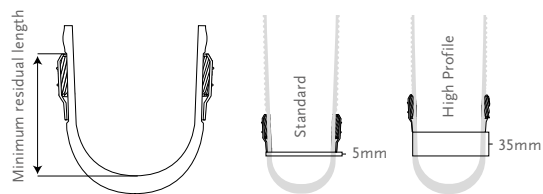
SILKEN INNER SURFACE



WAVE

SEAL HEIGHTS AND TRIM LINES

Liner Size	Minimal Residual Length*	
	Standard	High Profile
18-20	9cm	13cm
21-25	10cm	14cm
26-30	11cm	15cm
31-36	12cm	15cm



*Residual limb shapes and trim line preference varies, minimum residual length values are approximates only.

PART NUMBER INFORMATION - ICEROSS SEAL-IN V TRANSTIBIAL LINER WITH WAVE

Part#	Profile	Description
I-4713XX	Wave 3mm	Seal-In V
I-4723XX	Wave 3mm	Seal-In V High Profile

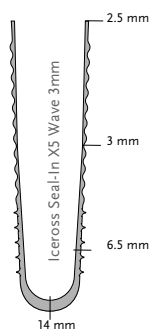
Iceross Seal-In® X5 Transtibial with Wave



The Iceross Seal-In X5 with Wave incorporates a series of five integrated seals that conform to the shape of the residual limb and the internal socket wall, providing an airtight seal.

The Iceross Seal-In X5 with Wave offers uncompromised security and freedom of movement.

Össur recommends that Iceross Seal-In X5 Transtibial Liner with Wave is used in conjunction with the Icelock® 500 Series Expulsion Valve.



User Information	
Amputation Level:	Transtibial
Impact Level:	All
Liner Information	
Size Standard:	18,20,22,23.5,25,26.5,28,30,32,34,36.
Profile:	3mm
Matrix:	10-13cm

SUSPENSION METHOD



SEAL-IN X5

FEATURES



STABILIZING MATRIX



FABRIC COVER



ACTIVE SKIN CARE



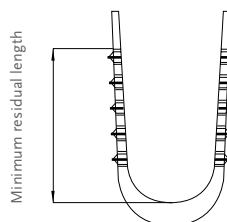
SILKEN INNER SURFACE



WAVE

MINIMUM RECOMMENDED LENGTH OF RESIDUAL LIMB

Liner Size	Minimum Length
18	10cm
20-25	11cm
26.5-30	12cm
32-36	13cm



Matrix size varies depending on the liner size, the smaller the liner the shorter the matrix.

PART NUMBER INFORMATION - ICEROSS SEAL-IN X5 TRANSTIBIAL LINER WITH WAVE

Part#	Profile	Suspension Method	Matrix
I-3664XX	Wave 3mm	Seal-In X5	10 -13cm

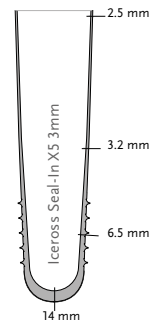
Iceross Seal-In® X5 Transtibial



The Iceross Seal-In X5 incorporates a series of five integrated seals that conform to the shape of the residual limb and the internal socket wall, providing an airtight seal.

Össur recommends that Iceross Seal-In X5 Transtibial Liner is used in conjunction with the Icelock® 500 Series Expulsion Valve.

User Information	
Amputation Level:	Transtibial
Impact Level:	All
Liner Information	
Size Standard:	18,20,22,23.5,25,26.5,28,30,32,34,36.
Profile:	3mm
Matrix:	10-13cm



SUSPENSION METHOD



SEAL-IN X5

FEATURES



STABILIZING MATRIX



FABRIC COVER



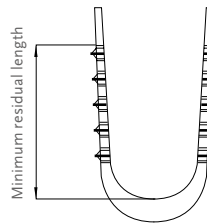
ACTIVE SKIN CARE



SILKEN INNER SURFACE

MINIMUM RECOMMENDED LENGTH OF RESIDUAL LIMB

Liner Size	Minimum Length
18	10cm
20-25	11cm
26.5-30	12cm
32-36	13cm



PART NUMBER INFORMATION - ICEROSS SEAL-IN X5 TRANSTIBIAL LINER

Part#	Profile	Suspension Method	Matrix
I-3663XX	3mm	Seal-In X5	10 - 13cm

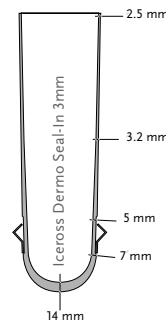
Iceross Dermo Seal-In®



Made with the softest silicone, Iceross Dermo cushions the limb while actively caring for the skin. For vascular patients and those with sensitive skin.

Iceross Dermo is a premium suspension liner that provides superb softness, gentle skin contact and unique Active Skin Care ingredients. The combination of DermoGel® silicone with an ultra-strong and elastic Supplex® fabric cover offers excellent durability and an intimate fit.

Össur recommends that Iceross Dermo Seal-In Liner is used in conjunction with the Icelock® 500 Series Expulsion Valve.



User Information	
Amputation Level:	Transtibial
Impact Level:	Low to High
Liner Information	
Size Standard:	18,20,22,23.5,25,26.5,28,30,32,34,36.
Profile:	3mm
Matrix:	10cm

SUSPENSION METHOD



SEAL-IN

FEATURES



STABILIZING MATRIX



FABRIC COVER



ACTIVE SKIN CARE



SILKEN INNER SURFACE

PART NUMBER INFORMATION - ICEROSS DERMO SEAL-IN LINER

Part#	Profile	Suspension Method	Matrix
I-4613XX	3mm	Seal-In	10cm

Iceross® Synergy™ Locking with Wave

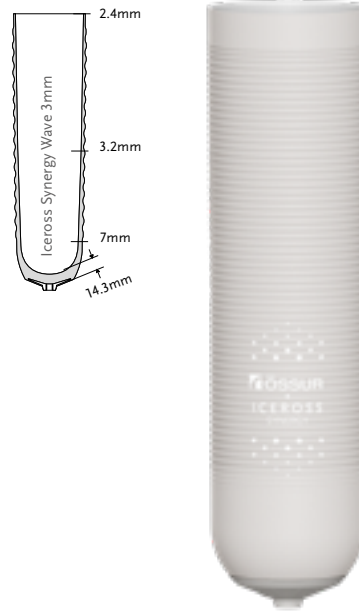


The Iceross Synergy liner with Wave incorporates a unique combination of two different silicone durometers to provide balance of comfort and stability.

A firm silicone outer layer provides outstanding stability for active use, while a softer shock-absorbing inner layer nurtures the skin, offering superb suspension and comfort.

Iceross Synergy with Wave makes the liner easier to flex at the knee, allowing it to adapt more to the user's movements. Less resistance means that less energy is required to flex the knee.

Össur recommends that Iceross Synergy Liner with Wave is used in conjunction with the Icelock® 600 Series.



User Information	
Amputation Level:	Transtibial
Impact Level:	Moderate to Extreme
Liner Information	
Size Standard:	16, 18, 20, 22, 23.5, 25, 26.5, 28, 30, 32, 34, 36, 40, 45.
Profile:	3mm
Matrix:	10cm or Adjusted 2-14cm*

SUSPENSION METHOD



LOCKING

FEATURES



STABILIZING MATRIX



FABRIC COVER



ACTIVE SKIN CARE



SILKEN INNER SURFACE



DOUBLE DUROMETER



WAVE

PART NUMBER INFORMATION - ICEROSS SYNERGY LOCKING LINER WITH WAVE

Part#	Profile	Suspension Method	Matrix
I-6303XX	3mm Wave	Locking	10cm
I-6206XX	3mm Wave	Locking	Adjusted 2-14cm*

*For a custom matrix, please specify the required matrix length on your order. Please note that deviation in the stabilizing matrix length can be +/- 1.5cm.

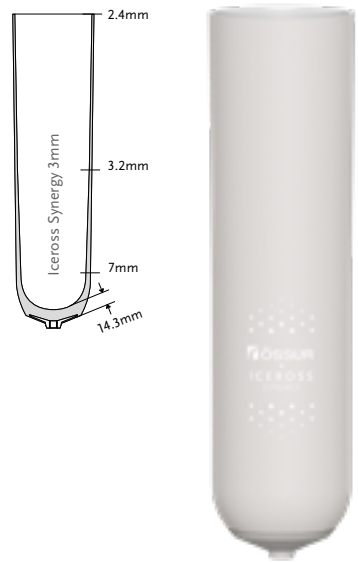
Iceross® Synergy™ Locking



The Iceross Synergy liner incorporates a unique combination of two different silicone durometers to provide balance of comfort and stability.

A firm silicone outer layer provides outstanding stability for active use, while a softer shock-absorbing inner layer nurtures the skin, offering superb suspension and comfort.

Össur recommends that Iceross Synergy Liner is used in conjunction with the Icelock® 600 Series.



User Information	
Amputation Level:	Transtibial
Impact Level:	Moderate to Extreme
Liner Information	
Size Standard:	16, 18, 20, 22, 23.5, 25, 26.5, 28, 30, 32, 34, 36, 40, 45.
Profile:	3mm
Matrix:	10cm or Adjusted 2-14cm*

SUSPENSION METHOD



LOCKING

FEATURES



STABILIZING MATRIX



FABRIC COVER



ACTIVE SKIN CARE



SILKEN INNER SURFACE



DOUBLE DUROMETER

PART NUMBER INFORMATION - ICEROSS SYNERGY LOCKING LINER

Part#	Profile	Suspension Method	Matrix
I-6003XX	3mm	Locking	10cm
I-6203XX	3mm	Locking	Adjusted 2-14cm*

*For a custom matrix, please specify the required matrix length on your order. Please note that deviation in the stabilizing matrix length can be +/- 1.5cm.

Iceross Dermo® Locking with Wave

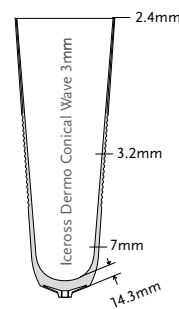
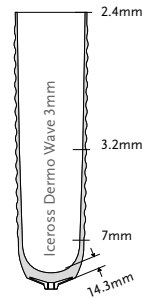


Made with the softest silicone, Iceross Dermo cushions the limb while actively caring for the skin. A solution for people with vascular problems or sensitive skin.

Iceross Dermo features horizontal waves designed for easier flexion at the knee, Iceross Dermo Conical also features vertical waves intended to reduce pressure at the wider, proximal end and help prevent the edges from rolling down.

A premium suspension liner that provides superb softness, gentle skin contact and unique Active Skin Care ingredients. The combination of DermoGel® silicone with an ultra-strong and elastic Supplex® fabric cover offers excellent durability and an intimate fit.

Össur recommends that Iceross Dermo Liner with Wave is used in conjunction with the Icelock® 600 series.



User Information	
Amputation Level:	Transtibial
Impact Level:	Low to Moderate
Liner Information	
Size Standard:	16, 18, 20, 22, 23.5, 25, 26.5, 28, 30, 32, 34, 36, 40, 45.
Size Conical:	18, 20, 22, 23.5, 25, 26.5, 28, 30, 32, 34, 36.
Profile:	3mm
Matrix:	10cm or Adjusted 2-14cm*

SUSPENSION METHOD



LOCKING

FEATURES



STABILIZING MATRIX



FABRIC COVER



ACTIVE SKIN CARE



SILKEN INNER SURFACE



WAVE



CONICAL

PART NUMBER INFORMATION - ICEROSS DERMO LOCKING LINER WITH WAVE

Part#	Profile	Suspension Method	Matrix
I-4313XX	3mm Wave	Locking	10cm
I-4223XX	3mm Wave	Locking	Adjusted (2-14cm)*
I-4913XX	Conical 3mm Wave	Locking	10cm

*For a custom matrix, please specify the required matrix length on your order. Please note that deviation in the stabilizing matrix length can be +/- 1.5cm.

Iceross Dermo® Locking



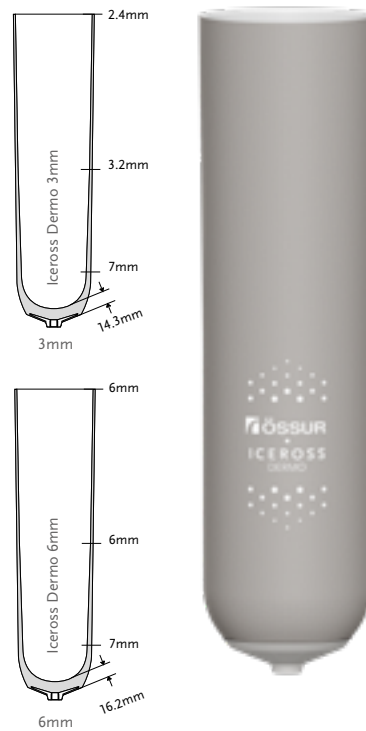
Made with the softest silicone, Iceross Dermo cushions the limb while actively caring for the skin. For vascular users and those with sensitive skin.

Iceross Dermo is a premium suspension liner that provides superb softness, gentle skin contact and unique Active Skin Care ingredients. The combination of DermoGel® silicone with an ultra-strong and elastic Supplex® outer cover offers excellent durability and an intimate fit.

Össur recommends that Iceross Dermo Liner is used in conjunction with the Icelock® 600 Series.

User Information	
Amputation Level:	Transtibial
Impact Level:	Low to Moderate
Liner Information	
Size Standard:	16, 18, 20, 22, 23.5, 25, 26.5, 28, 30, 32, 34, 36, 40, 45*
Profile:	3mm or 6mm
Matrix:	10cm or Adjusted 2-14cm*

* Iceross Dermo 6mm Custom Liner is not available in the following sizes: 16, 18, 34, 36, 40, 45.



SUSPENSION METHOD



LOCKING

FEATURES



STABILIZING MATRIX



FABRIC COVER



ACTIVE SKIN CARE



SILKEN INNER SURFACE

PART NUMBER INFORMATION - ICERROSS DERMO LOCKING LINER

Part#	Profile	Suspension Method	Matrix
I-4013XX	3mm	Locking	10cm
I-4213XX	3mm	Locking	Adjusted 2-14cm*
I-4016XX	6mm	Locking	10cm
I-4216XX	6mm	Locking	Adjusted 2-14cm*

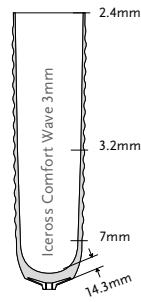
*For a custom matrix, please specify the required matrix length on your order. Please note that deviation in the stabilizing matrix length can be +/- 1.5cm.

Iceross Comfort® Locking with Wave



Iceross Comfort is designed with Össur's stabilising matrix, a size-specific distal attachment and a nylon fabric cover. Iceross Comfort utilises soft Sensil® silicone and is a liner for residual limbs with bony prominences prone to pressure peaks.

Össur recommends that Iceross Comfort Liner with Wave is used in conjunction with the Icelock® 600 Series.



User Information	
Amputation Level:	Transtibial
Impact Level:	Low to Moderate
Liner Information	
Size Standard:	16, 18, 20, 22, 23.5, 25, 26.5, 28, 30, 32, 34, 36, 40, 45
Profile:	3mm
Matrix:	10cm

SUSPENSION METHOD



LOCKING

FEATURES



STABILIZING MATRIX



FABRIC COVER



SILKEN INNER SURFACE



WAVE

PART NUMBER INFORMATION - ICEROSS COMFORT LOCKING WITH WAVE LINER

Part#	Profile	Suspension Method
I-5303XX	3mm Wave	Locking

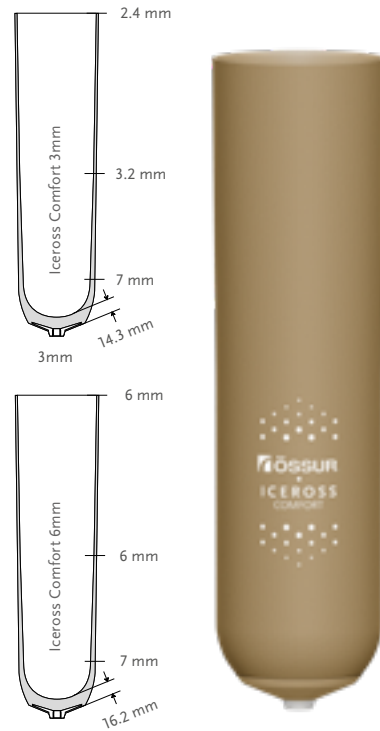
Iceross Comfort® Locking



Iceross Comfort is designed with Össur's patented stabilising matrix, a size-specific distal attachment and a nylon fabric cover. Iceross Comfort is an exceptional liner for residual limbs with bony prominences prone to pressure peaks.

Össur recommends that Iceross Comfort Liner is used in conjunction with the Icelock® 600 Series.

User Information	
Amputation Level:	Transtibial
Impact Level:	Low to Moderate
Liner Information	
Size Standard:	16, 18, 20, 22, 23.5, 25, 26.5, 28, 30, 32, 34, 36, 40, 45.
Profile:	3mm or 6mm
Matrix:	10cm or Adjusted 2-14cm*



SUSPENSION METHOD



LOCKING

FEATURES



STABILIZING MATRIX



FABRIC COVER



SILKEN INNER SURFACE

PART NUMBER INFORMATION - ICEROSS COMFORT LOCKING LINER

Part#	Profile	Suspension Method	Matrix
I-5406XX	3mm	Locking	10cm
I-5506XX	3mm	Locking	Adjusted 2-14cm*
I-5006XX	6mm	Locking	10cm
I-5106XX	6mm	Locking	Adjusted 2-14cm*

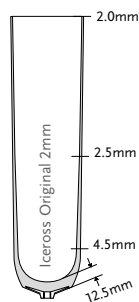
*For a custom matrix, please specify the required matrix length on your order. Please note that deviation in the stabilizing matrix length can be +/- 1.5cm.

Iceross® Original Locking



The Iceross Original post-operative liner is easy to don and doff and is recommended for users from low to high activity levels who require good stability and suspension. The Stabilising Matrix effectively minimises pistoning.

Össur recommends that Iceross Original Liner is used in conjunction with the Icelock® 600 Series.



User Information	
Amputation Level:	Transtibial
Impact Level:	Low to High
Liner Information	
Size with cover:	16, 18, 20, 22, 23.5, 25, 26.5, 28, 30, 32, 34, 36, 38, 40, 42, 45.
Profile:	2mm
Matrix:	10cm or Adjusted 2-14cm*

SUSPENSION METHOD



LOCKING

FEATURES



STABILIZING MATRIX



FABRIC COVER

PART NUMBER INFORMATION - ICEROSS ORIGINAL LOCKING LINER WITH COVER

Part#	Description	Profile	Suspension Method	Matrix
I-0124XX	Iceross Original with Cover	2mm	Locking	10cm
I-2024XX	Iceross Original with Cover	2mm	Locking	Adjusted 2-14cm*

*For a custom matrix, please specify the required matrix length on your order. Please note that deviation in the stabilizing matrix length can be +/- 1.5cm.

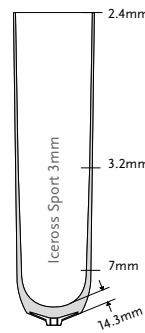
Iceross® Sport Locking



For active amputees that experience greater stress on the residual limb and require additional stability and intimacy of fit. Iceross Sport features a unique double-layer silicone design and an Advanced Rotation Control System that together provide effective shock-absorption and rotational stability.

Unlike other suspension liners that are designed mainly for lower activity levels, Iceross Sport is designed specifically to give active amputees the stability and support needed to lead an active lifestyle.

Össur recommends that Iceross Sport Liner is used in conjunction with the Icelock® 600 Series.



User Information	
Amputation Level:	Transtibial
Impact Level:	High to Extreme
Liner Information	
Size Standard:	16, 18, 20, 22, 23.5, 25, 26.5, 28, 30, 32, 34.
Profile:	3mm
Matrix:	10cm or Adjusted 2-14cm*

SUSPENSION METHOD



LOCKING

FEATURES



STABILIZING MATRIX



FABRIC COVER



ACTIVE SKIN CARE



DOUBLE DUROMETER

PART NUMBER INFORMATION - ICEROSS SPORT LOCKING LINER

Part#	Profile	Suspension Method	Matrix	Items
I-1033XX	3mm	Locking	10cm	N/A
I-1233XX	3mm	Locking	Adjusted 2-14cm*	N/A

*For a custom matrix, please specify the required matrix length on your order. Please note that deviation in the stabilizing matrix length can be +/- 1.5cm.

Relax™ Locking

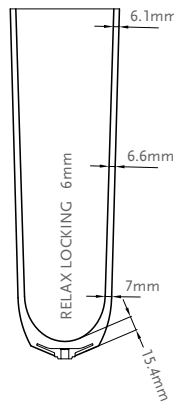
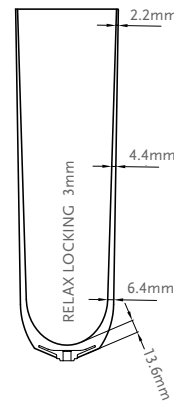


Relax Locking below-the-knee liner provides secure suspension between the residual limb and the prosthesis. The silicone used is particularly skin-friendly and easy to clean while the Umbrellan fabric is designed to treat phantom pain.

Benefits of Relax Locking

- Soft-tissue cohesion relieves stress on the residual limb
- Hard wearing textile for easy donning and doffing
- Pleasant wearing comfort due to good adhesion and soft tissue stabilisation.

User Information	
Amputation Level:	Trans tibial
Impact Level:	All
Liner Information	
Size Standard:	18, 20, 22, 23.5, 25, 26.5, 28, 30, 32, 34, 36, 38, 40, 45
Profile:	3mm or 6mm
Matrix:	10cm



SUSPENSION METHOD



LOCKING

FEATURES



STABILIZING MATRIX



FABRIC COVER



UMBRELLAN

PART NUMBER INFORMATION - RELAX LOCKING LINER

Part#	Profile	Suspension Method	Matrix
M8994XX	3mm	Locking	10cm
M8996XX	6mm	Locking	10cm

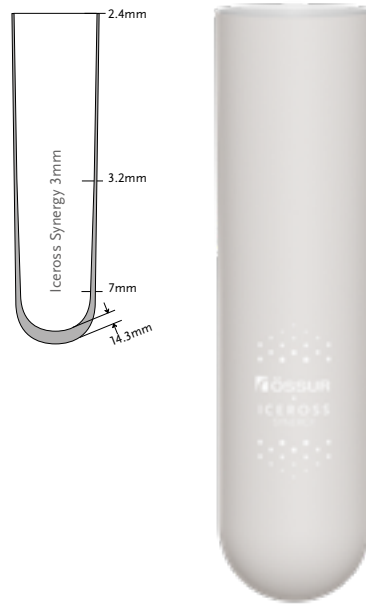
Iceross® Synergy™ Cushion



The Iceross Synergy Cushion liner incorporates a unique combination of two different silicone durometers to provide balance of comfort and stability.

A firm silicone outer layer provides outstanding stability for active use, while a softer shock-absorbing inner layer nurtures the skin, offering superb suspension and comfort.

Össur recommends that Iceross Synergy Cushion Liner is used in conjunction with the Iceross Sleeve and the Icelock® 500 Series.



User Information	
Amputation Level:	Transtibial
Impact Level:	Moderate to Extreme
Liner Information	
Size Standard:	16, 18, 20, 22, 23.5, 25, 26.5, 28, 30, 32, 34, 36, 40.
Profile:	3mm

SUSPENSION METHOD



CUSHION

FEATURES



FABRIC COVER



ACTIVE SKIN CARE



SILKEN INNER SURFACE



DOUBLE DUROMETER

PART NUMBER INFORMATION - ICEROSS SYNERGY CUSHION LINER

Part#	Profile	Suspension Method
I-CL63XX	3mm	Cushion

Iceross® Synergy™ Cushion with Wave

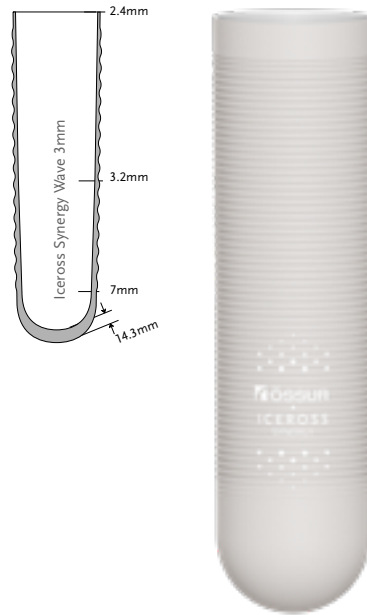


The Iceross Synergy Cushion liner with Wave incorporates a combination of two different silicone durometers providing suspension and comfort.

A firm silicone outer layer provides stability for active use, while a softer cushioning inner layer nurtures the skin, offering superb suspension and comfort.

The Wave feature makes the liner easier to flex at the knee, allowing it to adapt more to the user's movements. Less resistance means that less energy is required to flex the knee. It stretches easily over the patella and effectively controls folding of the liner behind the knee.

Össur recommends that Iceross Synergy Cushion Liner with Wave is used in conjunction with the Iceross Sleeve and the Icelock® 500 Series.



User Information	
Amputation Level:	Transtibial
Impact Level:	Moderate to Extreme
Liner Information	
Size Standard:	16,18,20,22,23.5,25,26.5,28,30,32,34,36,40.
Profile:	3mm

SUSPENSION METHOD



CUSHION

FEATURES



FABRIC COVER



ACTIVE SKIN CARE



SILKEN INNER SURFACE



DOUBLE DUROMETER



WAVE

PART NUMBER INFORMATION - ICEROSS SYNERGY CUSHION LINER WITH WAVE

Part#	Profile	Suspension Method
I-CW63XX	3mm Wave	Cushion

Iceross Dermo® Cushion



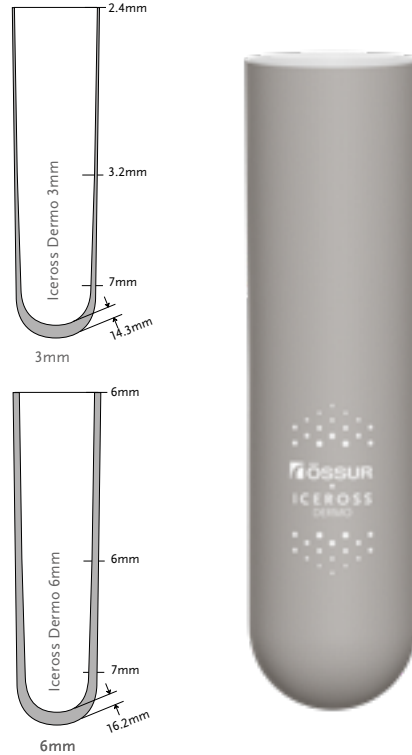
Iceross Dermo Cushion liner is made with the softest silicone that actively cares for the skin.

This liner provides superb softness, gentle skin contact and Össur's unique Active Skin Care ingredients. The combination of DermoGel® silicone with an ultra-strong and elastic Supplex® fabric cover offers excellent durability and an intimate fit.

Össur recommends that Iceross Dermo Cushion Liner is used in conjunction with Iceross Sleeve and Icelock® 500 Series.

User Information	
Amputation Level:	Transtibial
Impact Level:	Low to High
Liner Information	
Size Standard:	16, 18, 20, 22, 23.5, 25, 26.5, 28, 30, 32, 34, 36, 40*
Profile:	3mm or 6mm

*Size 40 is only available in 3mm.



SUSPENSION METHOD



CUSHION

FEATURES



FABRIC COVER



ACTIVE SKIN CARE



SILKEN INNER SURFACE

PART NUMBER INFORMATION - ICEROSS DERMO CUSHION LINER

Part#	Profile	Suspension Method
I-CL43XX	3mm	Cushion
I-CL46XX	6mm	Cushion

Icross Dermo® Cushion with Wave

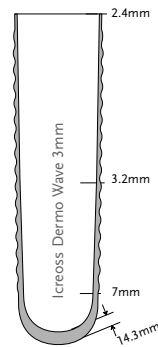


Icross Dermo Cushion Liner with Wave is made with the softest silicone that actively cares for the skin.

This liner provides superb softness, gentle skin contact and Össur's unique Active Skin Care ingredients. The combination of DermoGel® silicone with an ultra-strong and elastic Supplex® fabric cover offers excellent durability and an intimate fit.

The Wave feature makes the liner easier to flex at the knee, allowing it to adapt more to the user's movements. Less resistance means that less energy is required to flex the knee.

Össur recommends that Icross Dermo Cushion Liner with Wave is used in conjunction with Icross Sleeve and Icelock® 500 Series.



User Information	
Amputation Level:	Transtibial
Impact Level:	Low to High
Liner Information	
Size Standard:	16, 18, 20, 22, 23.5, 25, 26.5, 28, 30, 32, 34, 36, 40.
Profile:	3mm

SUSPENSION METHOD



CUSHION

FEATURES



FABRIC COVER



ACTIVE SKIN CARE



SILKEN INNER SURFACE



WAVE

PART NUMBER INFORMATION - ICROSS DERMO CUSHION LINER WITH WAVE

Part#	Profile	Suspension Method
I-CW43XX	3mm	Cushion

Iceross Comfort® Cushion

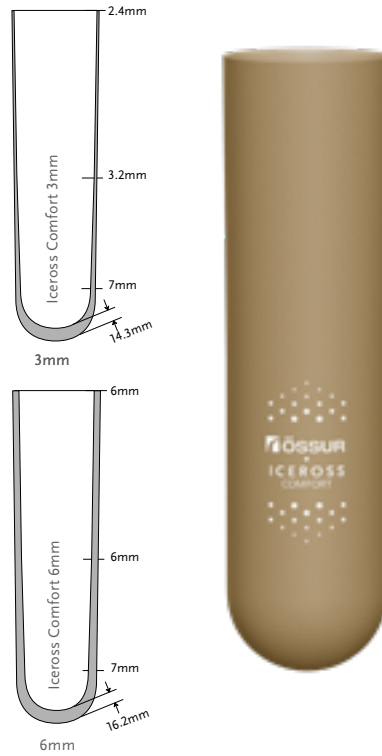


Iceross Comfort is designed with Össur's Sensil® silicone and a nylon fabric cover. Iceross Comfort is an exceptional liner for residual limbs with bony prominences prone to pressure peaks, and/or conical residual limbs.

Össur recommends that Iceross Comfort Cushion Liner is used in conjunction with the Iceross Sleeve and Icelock® 500 Series.

User Information	
Amputation Level:	Transtibial
Impact Level:	Low to Moderate
Liner Information	
Size Standard:	16, 18, 20, 22, 23.5, 25, 26.5, 28, 30, 32, 34, 36, 40*
Profile:	3mm or 6mm

*Size 40 is only available in 3mm.



SUSPENSION METHOD



CUSHION

FEATURES



FABRIC COVER



SILKEN INNER SURFACE

PART NUMBER INFORMATION - ICEROSS COMFORT CUSHION LINER

Part#	Profile	Suspension Method
I-CL53XX	3mm	Cushion
I-CL56XX	6mm	Cushion

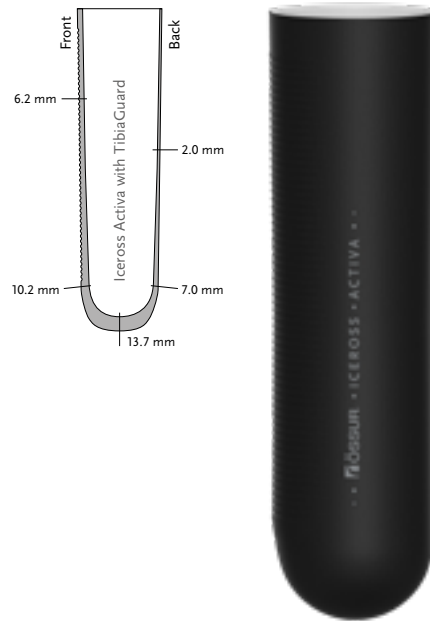
Iceross® Activa Cushion



The supreme cushion liner for active users with cushioning, comfort and maximum stability.

The Iceross Activa with TibiaGuard is manufactured with revolutionary techniques that combine different types of silicone to meet the challenging requirements of highly active transtibial users.

The integrated TibiaGuard provides cushioning while a thinner, stiffer posterior portion is designed to enhance maximum stability.



User Information	
Amputation Level:	Transtibial
Impact Level:	Moderate to Extreme
Liner Information	
Size Standard:	18,20,22,23.5,25,26.5,28,30,32,34.
Profile:	2mm posterior, 6mm anterior

SUSPENSION METHOD



CUSHION

FEATURES



FABRIC COVER



ACTIVE SKIN CARE



SILKEN INNER SURFACE



DOUBLE DUROMETER



WAVE



TIBIAGUARD

PART NUMBER INFORMATION - ICROSS ACTIVA WITH TIBIAGUARD CUSHION LINER

Part#	Profile	Suspension Method
I-CT62XX	2mm / 6mm	Cushion

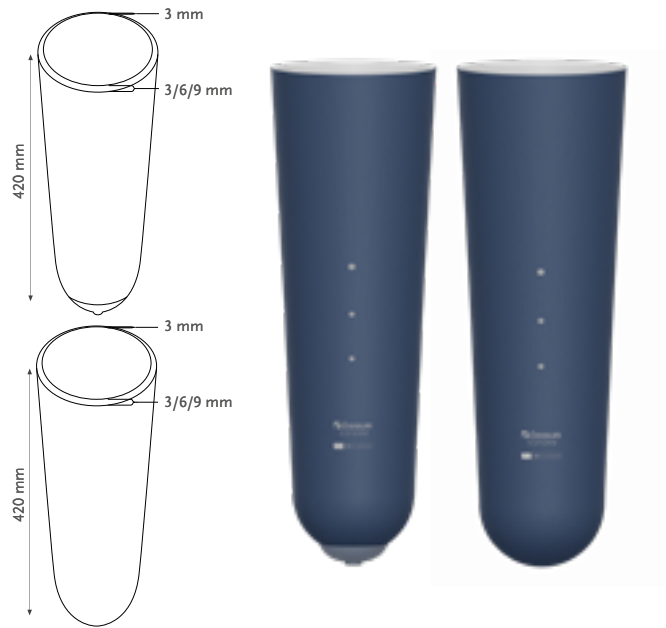
Iceform® Locking and Cushion



The Iceform Liner is made of Thermoplastic Elastomer (TPE) material and covered with durable textile. The thermo-formability of the TPE material allows the liner to adapt to residual limb irregularities and shape, providing comfort for low to medium impact use.

Össur recommends that the Iceform Cushion Liner is used in conjunction with the Iceform Sleeve.

User Information	
Amputation Level:	Transtibial
Impact Level:	Low to Moderate
Liner Information	
Size Standard:	Small (15), Medium (18), Medium+ (20), Large (25), Large+ (28), X-Large (33)
Profile:	Uniform 3, 6, and 9 mm Anterior, 3 mm Posterior



SUSPENSION METHOD



LOCKING



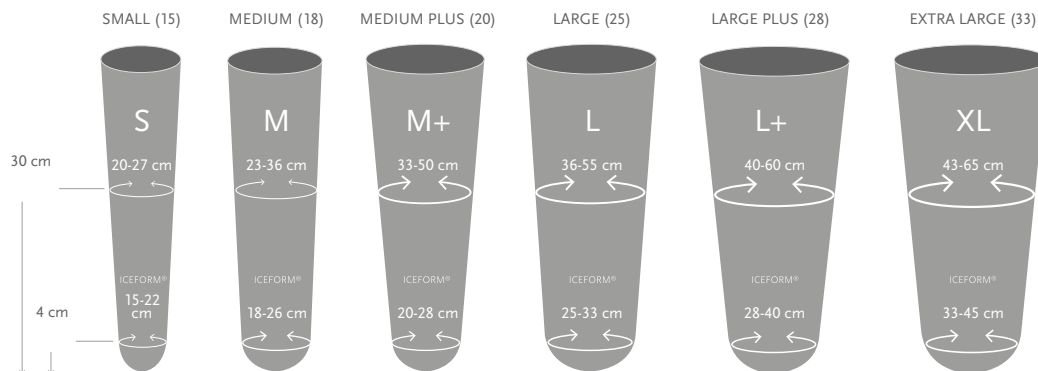
CUSHION

FEATURES



FABRIC COVER

SIZING



PART NUMBER INFORMATION - ICEFORM LOCKING AND CUSHION LINER

Part#	Profile	Suspension Method
T-0103XX	Iceform Uniform 3 mm	Locking
T-0106XX	Iceform Uniform 6 mm	Locking
T-0109XX	Iceform Uniform 9 mm	Locking
T-CL03XX	Iceform Uniform 3 mm	Cushion
T-CL06XX	Iceform Uniform 6 mm	Cushion
T-CL09XX	Iceform Uniform 9 mm	Cushion

When ordering, please indicate size in the part number. The 2 digit size code is substituted for the xx in the part number. For example, iceform uniform 3 mm in size small (15) is T-010315.

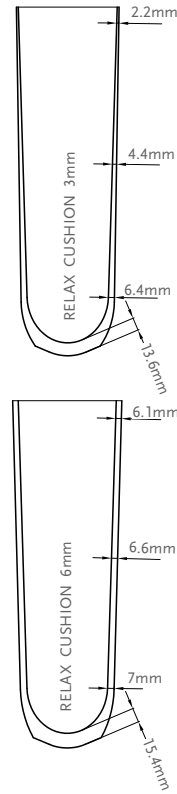
Relax™ Cushion



Relax Cushion is a below-the-knee liner that provides secure suspension between the residual limb and the prosthesis. The silicone used is particularly skin-friendly and easy to clean while the Umbrellan fabric is designed to treat phantom pain.

- Soft-tissue cohesion relieves stress on the residual limb
- Hard wearing textile for easy donning and doffing

User Information	
Amputation Level:	Transtibial
Impact Level:	All
Liner Information	
Size Standard:	18, 20, 22, 23.5, 25, 26.5, 28, 30, 32, 34, 36, 38, 40, 45
Profile:	3mm or 6mm
Matrix:	10cm



SUSPENSION METHOD



CUSHION

FEATURES



STABILIZING MATRIX



FABRIC COVER



UMBRELLAN

PART NUMBER INFORMATION - RELAX CUSHION LINER

Part#	Profile	Suspension Method	Matrix
M8997XX	3mm	Cushion	10cm
M8998XX	6mm	Cushion	10cm

Iceross® Sleeve

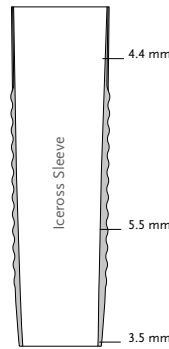


The Iceross Sleeve generates good suction, more security and less resistance at the knee.

Össur took the Wave technology to the next level when developing the Iceross Sleeve. The Wave feature makes the liner easier to flex at the knee, allowing it to adapt more to the user's movements. Less resistance means that less energy is required to flex the knee. It stretches effectively at the front and folds in a controlled way behind the knee.

The profile of the sleeve is thicker around the socket brims, focusing on strength at selected areas to reduce wear and tear.

It is recommended to use the Iceross Sleeve in conjunction with the Iceross Cushion Liner Range.



User Information	
Amputation Level:	Transtibial
Impact Level:	All
Sleeve Information	
Size:	35,41,49,55,62

FEATURES



SILKEN INNER SURFACE

PART NUMBER INFORMATION - ICEROSS SLEEVE

Measure circumference 15cm above mid-patella and choose the correct size.

Part#	Size	Measurements
F-201135	35	35-41cm
F-201141	41	41-49cm
F-201149	49	49-55cm
F-201155	55	55-62cm
F-201162	62	62-76cm

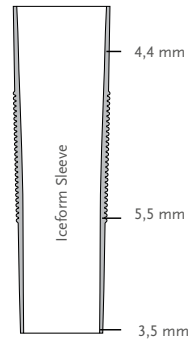
Iceform® Sleeve



The Iceform Sleeve is made of Thermoplastic Elastomer (TPE) material and covered with seamless durable textile. The thermo-formability of the TPE material allows the sleeve to adapt to residual limb shape for comfort. The elasticity of the TPE material and provides user comfort and safe suspension.

Össur recommends that the Iceform Sleeve is used in conjunction with the Iceform Cushion Liners, for low to medium impact use.

User Information	
Amputation Level:	Transtibial
Impact Level:	Low to Moderate
Sleeve Information	
Size:	35, 41, 49, 55, 62



PART NUMBER INFORMATION - ICEFORM SLEEVE

Measure circumference 15 cm above mid-patella and choose the correct size.

Part#	Size	Measurements
S-201135	35	35-41 cm
S-201141	41	41-49 cm
S-201149	49	49-55 cm
S-201155	55	55-62 cm
S-201162	62	62-76 cm

Genu Sleeve



The Genu Sleeve generates good suction, high secure a high wearing comfort.

The Genu Sleeve knee sleeve is a TPE sleeve for low and moderate active patients who likes a high wearing comfort while bending the knee.

User Information	
Amputation Level:	Transtibial
Impact Level:	Low to Moderate



PART NUMBER INFORMATION - GENU SLEEVE

Measure circumference 15 cm above mid-patella and choose the correct size.

Part#	Size	Measurements	Length
MK00202	S	30–40cm	Approx. 35cm
MK00203	M	38–50cm	Approx. 35cm
MK00204	L	48–64cm	Approx. 35cm

PROTECTOR

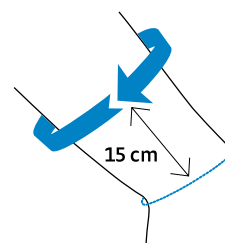
The Protector extends the life of a knee sleeve and is included in the package of a Genu Sleeve, but it can be ordered separately as well. It can be pulled over the socket before using the Genu Sleeve or any other knee sleeve.



PART NUMBER INFORMATION - GENU SLEEVE PROTECTOR

Measure the circumference of the thigh 15 cm above the patella and choose the appropriate size of the protector.

Part#	Size	Circumference Thigh	Length
M000202	S	30–40cm	Approx. 35cm
M000203	M	38–50cm	Approx. 35cm
M000204	L	48–64cm	Approx. 35cm

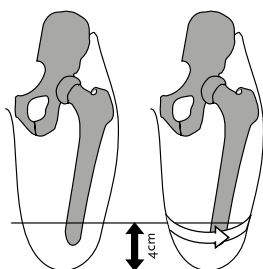


Iceross® Transfemoral Liners by Össur

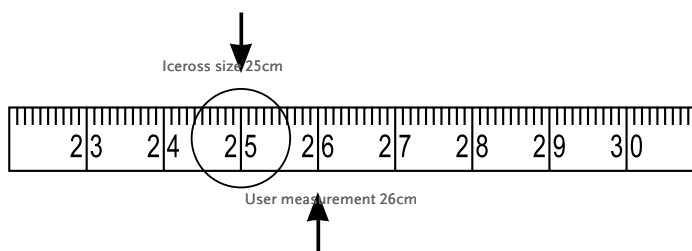
The transfemoral residual limb offers slightly different challenges to the prosthetist than the transtibial residual limb in terms of achieving results from a prosthetic fitting. In recognising these challenges, Össur was the first to design and introduce a specific Iceross Transfemoral liner to offer comfort, protection and suspension of the transfemoral prosthesis.

1. Size
2. Limb length
3. Profile
4. Use of fitting aids

1. SIZE



With the tissue of the residual limb hanging down, measure 4cm proximal to the distal end of the limb and mark this point on the skin. Measure the circumference of the limb at this point with medium tension on the tape measure.




The measurement taken corresponds to the size of Iceross to be used. Select the liner size matching your measurement or, if between sizes, select the next size below. Do not select a size larger than your measurement or more than one size below it. E.g. if the circumference of the limb measures 26cm, select Iceross size 25.

NOTE - ICEROSS LOCKING LINERS:


The incorporated size-specific umbrella works in conjunction with the matrix. Function of both the umbrella and matrix is dependent on correct size selection of the Iceross liner. Incorrect sizing may cause discomfort to the user, perspiration and reduced control of the prosthesis.

NOTE - ICEROSS SEAL-IN LINERS:

For Iceross Seal-In liners, it is essential that the Hypobaric Sealing Membrane (HSM™) sits correctly against the liner around its full circumference. Once you have selected the liner according to our instructions, assess the membrane according to the pictures below, visually and manually. Refer to Picture 3. **In some cases, the next size down may need to be selected to achieve this fitting. It is unique to the Iceross Seal-In liner and should not be applied to any other Iceross models including the Iceross Seal-In X5.**



1. LINER IS TOO SMALL



2. LINER IS TOO BIG



3. LINER FITS CORRECTLY

The sizing recommendations are intended as a guide. There may be occasions when alternative sizes need to be selected.

Iceross® Transfemoral Liners by Össur

2. RESIDUAL LIMB LENGTH

Compare the residual limb length to the **sound limb** by dividing the sound limb femur into thirds.

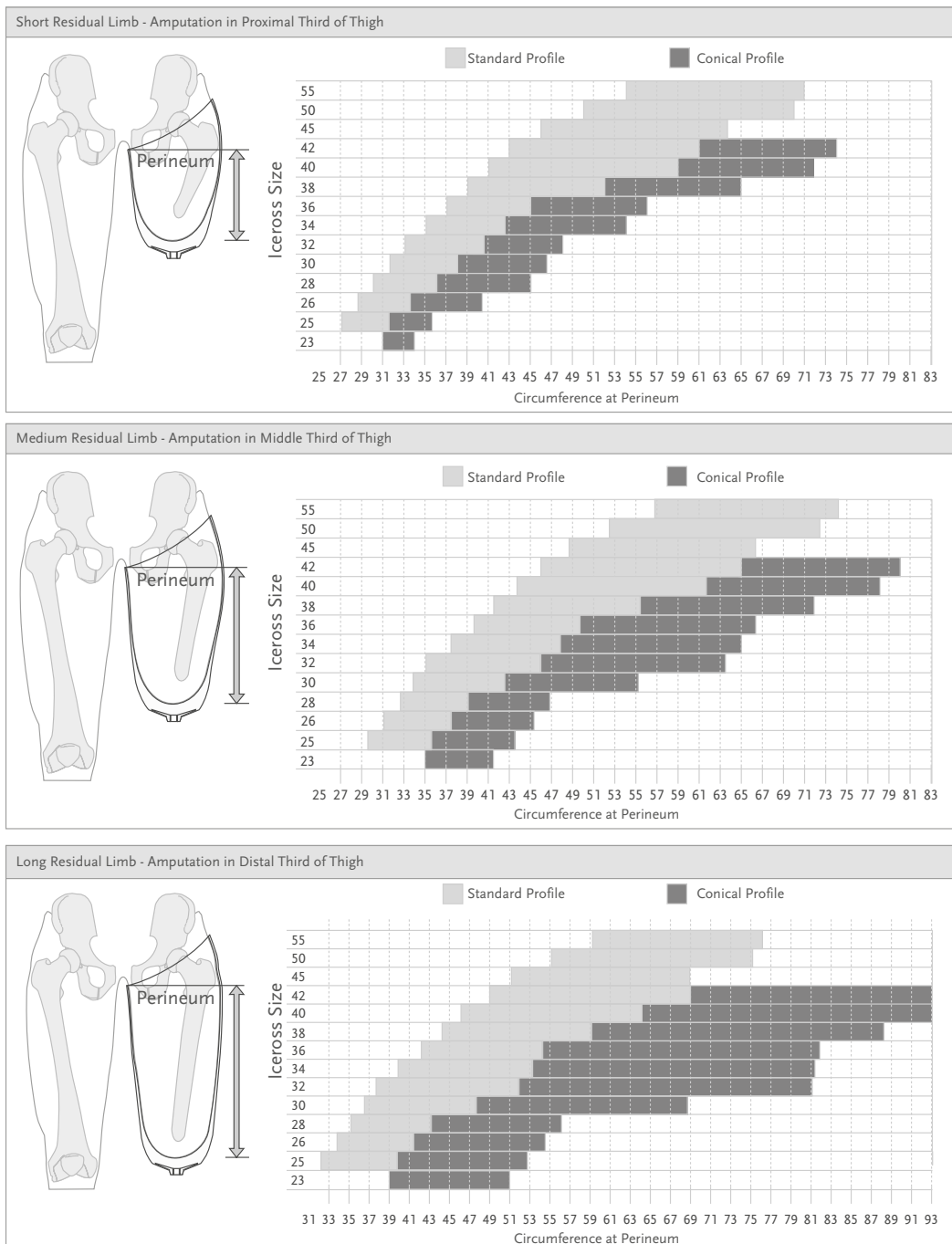
- The proximal third is considered **SHORT** length - refer to selection chart part A.
- The middle third is considered **MEDIUM** length - refer to selection chart part B.
- The distal third is considered **LONG** length - refer to selection chart part C.

3. PROFILE

Measure and record the circumference of the limb at the level of the perineum, refer to the horizontal axis of the selection chart. If the intersection from the horizontal and vertical axes lies in the light grey area of the selection chart then a standard profile is recommended; if it lies in the dark grey area then a conical profile is recommended.

4. FITTING AIDS

Use the principles of profile matching as described in transtibial section. If there are any deep scars or voids, fill with Iceross Pad or silicone putty.



Iceross Seal-In® X TF



Thinner, tougher, longer, with a moveable seal for personalized fit.

Össur's new Seal-in liner has been designed specifically to address the challenges faced by a large number of people with transfemoral amputations. For many, various pressure points and the shape of their residual limb cause problems with a suction suspension liner.

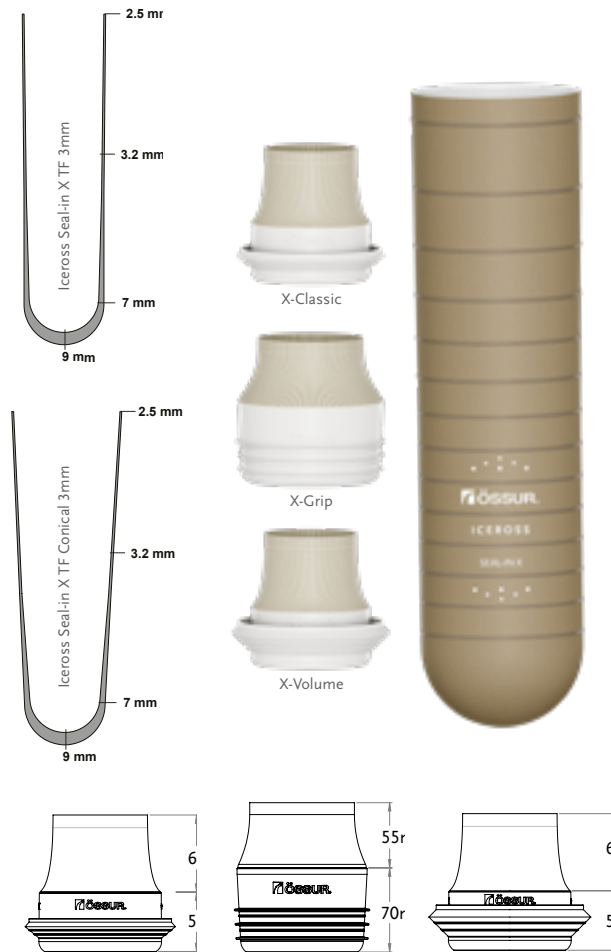
Iceross Seal-In® X TF features the latest advances in Seal-in technology, with a separate and moveable seal to suit individual TF needs.

The seal-ring offering provides three different options:

- X-Classic - the classic day-to-day seal
- X-Grip - for good rotational control
- X-Volume - accommodates more volume reduction

With the Easy Glide coating technology the liner offers users a high handling comfort. No lubricants are needed for donning and it is easy to clean. Easy-glide coating only applies to the seal-rings.

User Information	
Amputation Level:	Transfemoral
Impact Level:	All
Liner Information	
Size Standard:	25,26.5,28,30,32,34,36,38,40,45,50,55.
Size Conical:	23.5,25,26.5,28,30,32,34,36,38,40.
Size Seal Rings:	20,22,24,26,28,30,32,35,38,41,44,47,51,55, 60,65
Profile:	3mm



SUSPENSION METHOD



SEAL-IN X

FEATURES



FABRIC COVER



ACTIVE SKIN CARE



SILKEN INNER SURFACE



CONICAL

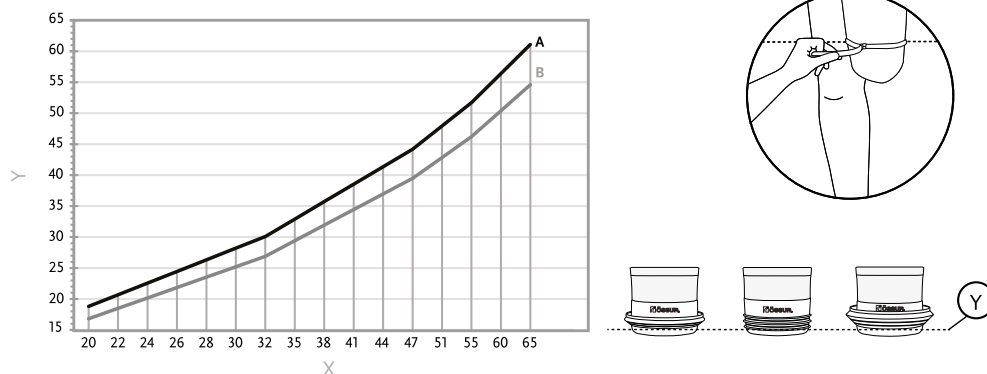


EASY GLIDE

Iceross Seal-In® X TF

Seal Ring Size Selection

1. Measure residual limb circumference (in cm) at the appropriate location, directly on the skin
2. Refer to the sizing chart to estimate correct device size
3. Sizing chart legend: X-Seal size, Y-Circumference (cm), A-Tight fit, B-Loose fit



MINIMUM RECOMMENDED LENGTH OF RESIDUAL LIMB

Measure the residual limb length with the tissue hanging down, from the perineum to the distal end. Compare the measurement to the table below.

Liner Size	Minimum Length
23.5-28	16cm
30-34	17cm
36-40	18cm
45	19cm
50	20cm
55	21cm

PART NUMBER INFORMATION - ICERROSS SEAL-IN X LINER

Part#	Description	Contains
I-8532XX	Iceross Seal-In X TF Standard	Liner
I-8632XX	Iceross Seal-In X TF Conical	Liner
I-SXC0XX	Iceross Seal-In X-Classic	Seal-In X-Classic Ring
I-SXG0XX	Iceross Seal-In X-Grip	Seal-In X-Grip Ring
I-SXV0XX	Iceross Seal-In X-Volume	Seal-In X-Volume Ring
I-RXC001	Seal-In X-Classic Kit 26-51	10 Seal-In X-Classic Rings
I-RXC004	Seal-In X-Classic Kit 20-65	16 Seal-In X-Classic Rings
I-RXG001	Seal-In X-Grip Kit 26-51	10 Seal-In X-Grip Rings
I-RXG004	Seal-In X-Grip Kit 20-65	16 Seal-In X-Grip Rings
I-RXV001	Seal-In X-Volume Kit 26-51	10 Seal-In X-Volume Rings
I-RXV004	Seal-In X-Volume Kit 20-65	16 Seal-In X-Volume Rings

Iceross Seal-In® X Locking TF



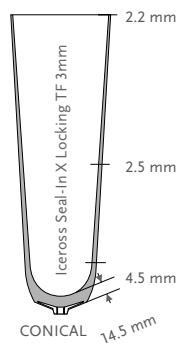
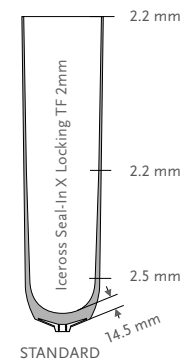
Iceross Seal-In X Locking TF Liner is a prosthetic silicone liner for users with transfemoral amputation from low to high activity levels, providing superior function by combining the benefits of lanyard suspension with the benefits of Seal-In vacuum.

Paired with Icelock 850 Hybrid, users who prefer the direct, mechanical connection to the socket of locking liners can now experience the benefits of Seal-In vacuum and Unity elevated vacuum suspension by Össur. This combination offers stabilisation of volume fluctuations, a comfortable socket fit throughout the day and skin care silicone.

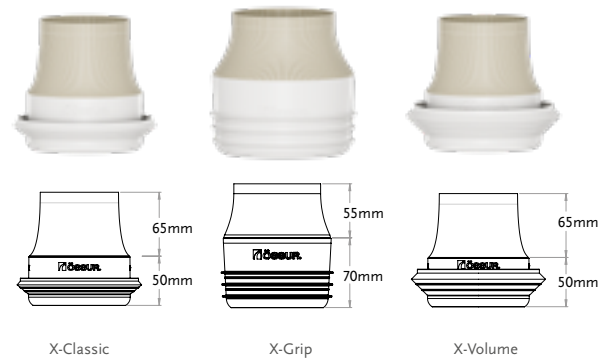
Featuring the same moveable seal rings characteristic of all Iceross Seal-In X liners, Iceross Seal-In X Locking TF liners reduce pistoning and improve rotational control when compared to locking suspension alone.

- The seal-ring offering provides three different options:
- X-Classic - the classic day-to-day seal
- X-Grip - for good rotational control
- X-Volume - helps with volume reduction

With the Easy Glide coating technology the liner offers users a high handling comfort. No lubricants are needed for donning and it is easy to clean. Easy-glide coating only applies to the seal-rings.



User Information	
Amputation Level:	Transfemoral
Impact Level:	Low to High
Liner Information	
Size Standard:	25,26.5,28,30,32,34,36,38,40,42,45,50,55.
Size Conical:	23.5,25,26.5,28,30,32,34,36,38,40,42.
Profile:	2mm Std and 3mm Con
Matrix:	Full Length
Size Seal Rings:	20,22,24,26,28,30,32,35,38,41,44,47,51,55, 60,65



SUSPENSION METHOD



SEAL-IN X LOCKING

FEATURES



STABILISING MATRIX



FABRIC COVER



ACTIVE SKIN CARE



SILKEN INNER SURFACE



CONICAL

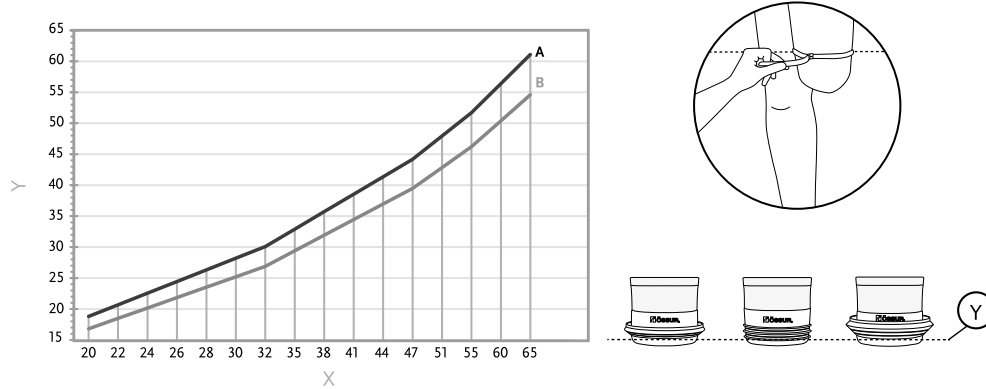


EASY GLIDE

Iceross Seal-In® X Locking TF

Seal Ring Size Selection

1. Measure residual limb circumference (in cm) at the appropriate location, directly on the skin
2. Refer to the sizing chart to estimate correct device size
3. Sizing chart legend: X-Seal size, Y-Circumference (cm), A-Tight fit, B-Loose fit



MINIMUM RECOMMENDED LENGTH OF RESIDUAL LIMB

Measure the residual limb length with the tissue hanging down, from the perineum to the distal end. Compare the measurement to the table below.

Liner Size	Minimum Length
23,5-28	14cm
30-34	15cm
36-42	16cm
45	17cm
50-55	18cm

PART NUMBER INFORMATION - ICEROSS SEAL-IN X LOCKING TF LINER

Part#	Description	Contains
I-SXLSXX	Iceross Seal-In X Locking TF Standard 2 mm	Liner
I-SXLCXX	Iceross Seal-In X Locking TF Conical 3mm	Liner
I-SXC0XX	Iceross Seal-In X-Classic	Seal-In X-Classic Ring
I-SXG0XX	Iceross Seal-In X-Grip	Seal-In X-Grip Ring
I-SXV0XX	Iceross Seal-In X-Volume	Seal-In X-Volume Ring
I-RXC001	Seal-In X-Classic Kit 26-51	10 Seal-In X-Classic Rings
I-RXC004	Seal-In X-Classic Kit 20-65	16 Seal-In X-Classic Rings
I-RXG001	Seal-In X-Grip Kit 26-51	10 Seal-In X-Grip Rings
I-RXG004	Seal-In X-Grip Kit 20-65	16 Seal-In X-Grip Rings
I-RXV001	Seal-In X-Volume Kit 26-51	10 Seal-In X-Volume Rings
I-RXV004	Seal-In X-Volume Kit 20-65	16 Seal-In X-Volume Rings

Iceross Seal-In® X5 Transfemoral

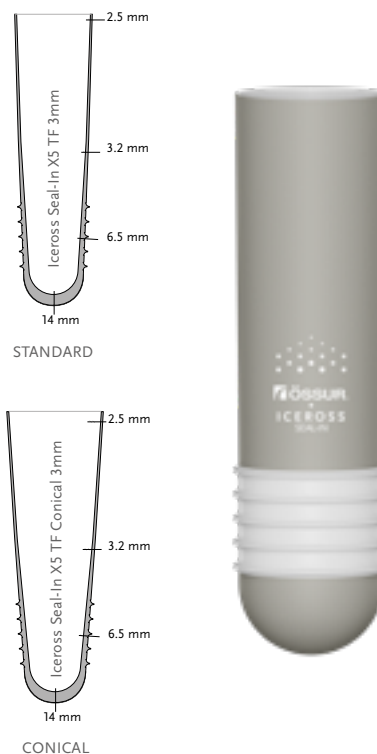


The Iceross Seal-In X5 transfemoral liner is the first liner of its kind with five integrated seals that deliver the most comfortable and secure suspension to date.

Its airtight fit is thanks to the flexible silicone suction suspension system, and its minimised pistoning and enhanced rotational control allow users to enjoy greater comfort and stability.

It is recommended that Iceross Seal-In X5 Transfemoral liner is used in conjunction with the Icelock® 500 Series Valve.

User information	
Amputation Level:	Transfemoral
Impact Level:	All
Liner information	
Size Standard:	25,26.5,28,30,32,34,36,38,40,45,50,55.
Size Conical:	25,26.5,28,30,32,34,36,38.
Profile:	3mm
Matrix:	Full Length



SUSPENSION METHOD



SEAL-IN X5

FEATURES



STABILIZING MATRIX



FABRIC COVER



ACTIVE SKIN CARE



SILKEN INNER SURFACE



CONICAL

MINIMUM RECOMMENDED LENGTH OF RESIDUAL LIMB

Liner Sizes	Minimum Length
25-30	125 mm
32-40	135 mm
45-50	155 mm
55	165 mm

PART NUMBER INFORMATION - ICEROSS SEAL-IN X5 TRANSFEMORAL LINER

Part#	Profile	Suspension Method	Matrix
I-TF673XX	Standard 3mm	Seal-In X5	Full Length
I-TF678XX	Conical 3mm	Seal-In X5	Full Length

AeroFit Seal-In®

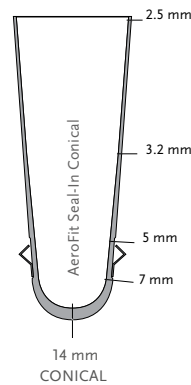
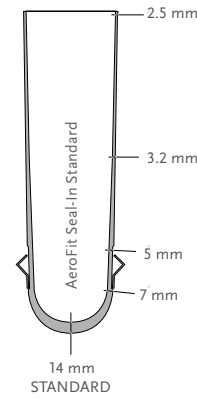


AeroFit combines a 3D-printed Seal-In liner with a vented socket. The silicone liner increases patient comfort by reducing humidity accumulation while maintaining the Seal-In secure suspension. The unique design of AeroFit uses the user's own movement to expel air from the socket, promoting airflow and leaving the skin feeling drier. The perceived skin health of the residual limb is significantly improved by the micro-hole pattern, meshed silicone structure, and the AeroFit Seal-In liner fabric, which wicks humidity away.

AeroFit Seal-In liner comes in a standard and conical profile. The Seal-In ring is coated with Easy Glide, a low-friction coating that eliminates the need for alcohol spray or other lubricants for socket donning.

This AeroFit Seal-In liner is part of the breathable AeroFit system.

User information	
Amputation Level:	Transfemoral
Impact Level:	Low to High
Liner information	
Size Standard:	25,26.5,28,30,32,34,36,38,40,45,50,55.
Size Conical:	23.5,25,26.5,28,30,32,34,36,38,40.
Profile:	3mm
Matrix:	Full Length



SUSPENSION METHOD



SEAL-IN

FEATURES



STABILIZING MATRIX



FABRIC COVER



ACTIVE SKIN CARE



SILKEN INNER SURFACE



CONICAL



BREATHABILITY



EASY GLIDE

PART NUMBER INFORMATION - AEROFIT SEAL-IN LINER

Part#	Profile	Suspension Method	Matrix
AF-STFS0XX	Standard 3mm	Seal-In	Full Length
AF-STFC0XX	Conical 3mm	Seal-In	Full Length

ACCESSORIES

LINER DRYING STAND

The liner drying stand is designed for storing a liner over night and to dry a liner after cleaning.

Part#	Description
P-940001	Liner Drying Stand



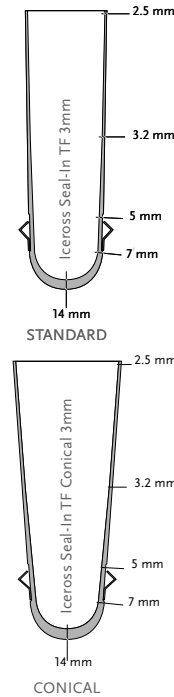
Iceross Seal-In® Transfemoral



The Iceross Seal-In Transfemoral liner offers uncompromised security and freedom of movement for low to extremely active transfemoral amputees. With textile that has improved the adhesion by 25%, the fabric cover is extremely durable and allows radial stretch and comfortable elasticity.

Össur recommends that Iceross Seal-In Transfemoral Liner is used in conjunction with the Icelock® 500 Series Expulsion Valve.

User Information	
Amputation Level:	Transfemoral
Impact Level:	All
Liner Information	
Size Standard:	25,26.5,28,30,32,34,36,38,40,45,50,55.
Size Conical:	25,26.5,28,30,32,34,36,38.
Profile:	3mm
Matrix:	Full Length



SUSPENSION METHOD



SEAL-IN

FEATURES



STABILIZING MATRIX



FABRIC COVER



ACTIVE SKIN CARE



SILKEN INNER SURFACE



CONICAL

MINIMUM RECOMMENDED LENGTH OF RESIDUAL LIMB

Liner Sizes	Minimum Length
25-30	125 mm
32-40	135 mm
45-50	155 mm
55	165 mm

PART NUMBER INFORMATION - ICEROSS SEAL-IN TRANSFEMORAL LINER

Part#	Profile	Suspension Method	Matrix
I-7532XX	Standard 3mm	Seal-In	Full Length
I-7632XX	Conical 3mm	Seal-In	Full Length

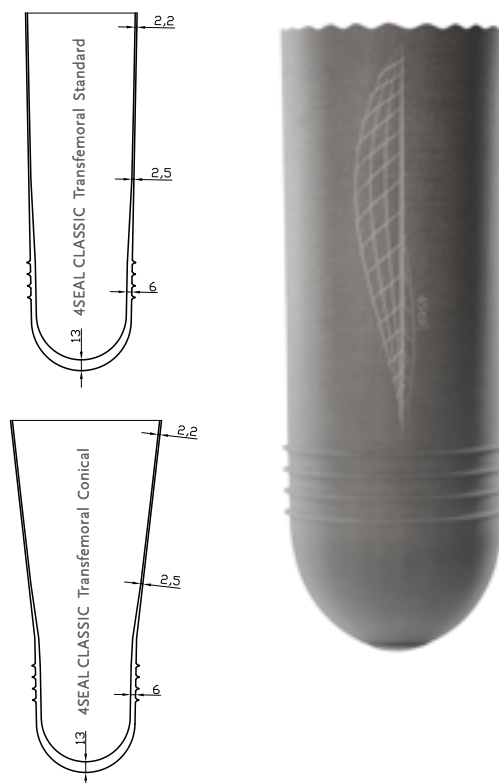
4Seal Classic™



4Seal Classic transfemoral liner provides a secure suspension between the residual limb and the prosthesis. The silicone used is particularly skin-friendly and easy to clean while the Umbrellan fabric is designed to treat phantom pain. Four comfortable and flexible seals secure the liner without constricting tissue.

The liner can be turned inside-out and put on without using alcohol spray, providing more flexibility and independence.

- Four innovative sealing fins—outstanding fit and reliable adhesion without constriction
- Easy to clean, low friction with Easy Glide coating
- Simple donning and doffing, the liner can be turned inside out or put on without any alcohol spray
- Orientation line on both the inner and outer surfaces simplifies donning
- Water-resistant. Suitable for taking a bath, swimming, showering.
- Relief of phantom pain for possible improvement of quality of life
- Tear resistance because of full length matrix
- Full length TF matrix prevents unrolling of the liner
- Direct casting is possible - no isolation foil necessary



User Information	
Amputation Level:	Transfemoral, Knee Disarticulation
Impact Level:	All
Liner Information	
Size Standard:	26.5, 28, 30, 32, 34, 36, 38, 40, 45, 50
Size Conical:	25, 26.5, 28, 30, 32, 34, 36, 38, 40
Profile:	Standard or Conical
Matrix:	Full Length

SUSPENSION METHOD



4SEAL

FEATURES



STABILIZING MATRIX



CONICAL



EASY GLIDE



UMBRELLAN

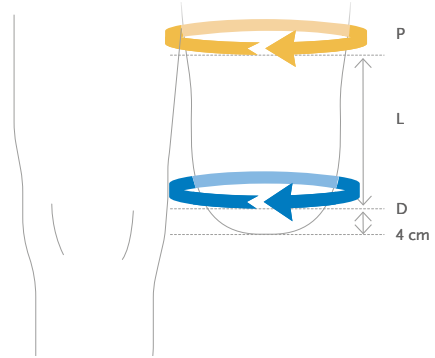
PART NUMBER INFORMATION - 4SEAL CLASSIC LINER

Part#	Profile	Suspension Method	Matrix
M8917XX	Standard	4 Seal	Full Length
M8918XX	Conical	4 Seal	Full Length

4Seal Classic™

Determining the Size

1. Measure the circumferential dimension D (distal) of the residual limb 4 cm above the distal end. The circumferential dimension minus 0-1 results in the medi liner size.
2. Measure the residual limb length L, 4 cm above distal end to the level of perineum.
3. Measure the circumference of the limb at the level of the perineum (P).
4. **Selection between Standard or Conical Profile**
If the proximal circumference (P) is lower than the standard value shown in the table, a Standard profile (S) is recommended. If the proximal circumference (P) is higher than the standard value, a Conical Profile is recommended.



1. Distal circumference D (height = 4 cm)	1. Liner size	2. Stump length L					3. Proximal circumference P		
		10 – 15	15 – 20	20 – 25	25 – 30	30 – 35			
24 – 26,5	25	– 30 >	– 34 >	– 36 >	– 39 >	– 42 >			
26.5 – 28	26,5	< 31 >	< 35 >	< 38 >	< 41 >	< 44 >			
28 – 30	28	< 33 >	< 37 >	< 40 >	< 43 >	< 46 >			
30 – 32	30	< 35 >	< 39 >	< 42 >	< 46 >	< 49 >			
32 – 34	32	< 36 >	< 41 >	< 45 >	< 48 >	< 52 >			
34 – 36	34	< 38 >	< 43 >	< 47 >	< 51 >	< 54 >			
36 – 38	36	< 40 >	< 45 >	< 49 >	< 53 >	< 57 >			
38 – 40	38	< 42 >	< 47 >	< 51 >	< 56 >	< 60 >			
40 – 45	40	< 44 >	< 49 >	< 54 >	< 58 >	< 62 >			
45 – 50	45	S	S	S	S	S			
50 – 55	50	S	S	S	S	S			
4. Standard/Conical profile		S	C	S	C	S	C	S	C

Iceross® Transfemoral Locking

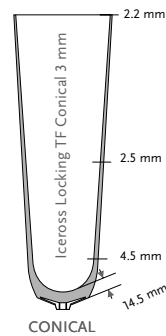
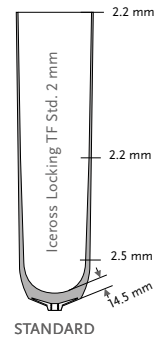


Iceross Transfemoral Locking is the first suspension liner exclusively designed to provide maximum stability and control for transfemoral amputees.

With textile that has improved the adhesion by 25%, the fabric cover is extremely durable and allows radial stretch and comfortable elasticity.

Össur recommends that Iceross Transfemoral Liner is used in conjunction with the Icelock® 200 Series.

User Information	
Amputation Level:	Transfemoral
Impact Level:	All
Liner Information	
Size Standard:	25,26.5,28,30,32,34,36,38,40,42,45,50,55.
Size Conical:	23.5,25,26.5,28,30,32,34,36,38,40,42.
Profile:	2mm Std and 3mm Con
Matrix:	Full Length



SUSPENSION METHOD



LOCKING

FEATURES



STABILIZING MATRIX



FABRIC COVER



ACTIVE SKIN CARE



SILKEN INNER SURFACE



CONICAL

PART NUMBER INFORMATION - ICEROSS TRANSFEMORAL LOCKING LINER

Part#	Profile	Suspension Method	Matrix
I-7032XX	Standard 2mm	Locking	Full Length
I-7132XX	Conical 3mm	Locking	Full Length

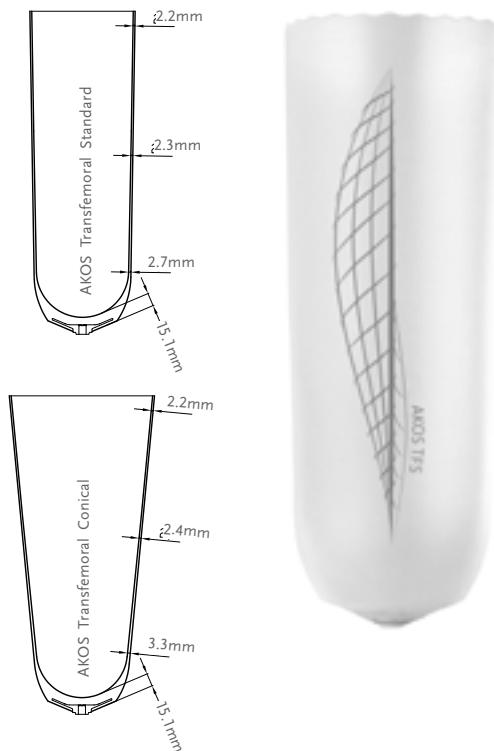
Akos™



AKOS liner provides a secure suspension between the residual limb and the prosthesis. It is suitable for both interim and definitive prostheses. Liner transparency permits regular inspection of the residual limb.

- Simple and fast donning and doffing due to the easy-glide surface coating
- Visible orientation line on inner and outer liner surfaces
- Soft-tissue cohesion relieves stress on the residual limb
- Easy to clean
- Full length TF matrix prevents unrolling of the liner
- Water-resistant. Suitable for taking a bath, swimming, showering
- Direct casting on Easy Glide surface is possible - no isolation foil necessary

User Information	
Amputation Level:	Transfemoral
Impact Level:	All
Liner Information	
Size Standard:	27, 31, 35, 39, 43, 47, 52
Size Conical:	24, 27, 31, 35, 39
Profile:	Standard or Conical
Matrix:	Full Length



SUSPENSION METHOD



LOCKING

FEATURES



STABILIZING MATRIX



CONICAL



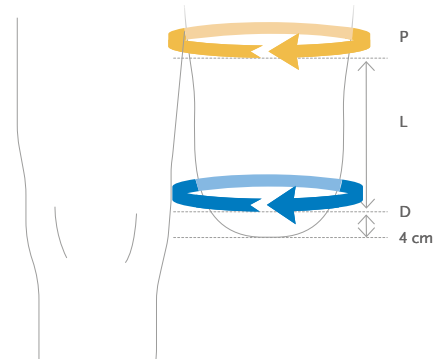
EASY GLIDE

PART NUMBER INFORMATION - AKOS LOCKING LINER

Part#	Profile	Suspension Method	Matrix
M8955XX	Standard	Locking	Full Length
M8956XX	Conical	Locking	Full Length

Determining the Size

1. Measure the circumferential dimension D (distal) of the residual limb 4 cm above the distal end.
2. Measure the residual limb length L, 4 cm above distal end to the level of perineum.
3. Measure the circumference of the limb at the level of the perineum (P).
4. **Selection between Standard or Conical Profile**
If the proximal circumference (P) is lower than the standard value shown in the table, a Standard profile (S) is recommended. If the proximal circumference (P) is higher than the standard value, a Conical Profile is recommended.



1. Distal circumference D (height = 4 cm)	1. Liner size	2. Residual limb length L 10 – 15		2. Residual limb length L 15-20		2. Residual limb length L 20-25		2. Residual limb length L 25-30		2. Residual limb length L 30-35		2. Residual limb length L 35-40	
		3. Proximal circumference P											
24-27	24	– 28 >		– 30 >		– 33 >		– 35 >		– 37 >		– 40 >	
27-31	27	< 31 >		< 34 >		< 37 >		< 39 >		< 42 >		< 44 >	
31-35	31	< 34 >		< 37 >		< 40 >		< 43 >		< 46 >		< 49 >	
35-39	35	< 39 >		< 42 >		< 45 >		< 48 >		< 52 >		< 55 >	
39-43	39	< 43 >		< 46 >		< 49 >		< 54 >		< 57 >		< 60 >	
43-47	43	< S >		< S >		< S >		< S >		< S >		< S >	
47-52	47	< S >		< S >		< S >		< S >		< S >		< S >	
52-57	52	< S >		< S >		< S >		< S >		< S >		< S >	
4. Standard/Conical profile		S	C	S	C	S	C	S	C	S	C	S	C

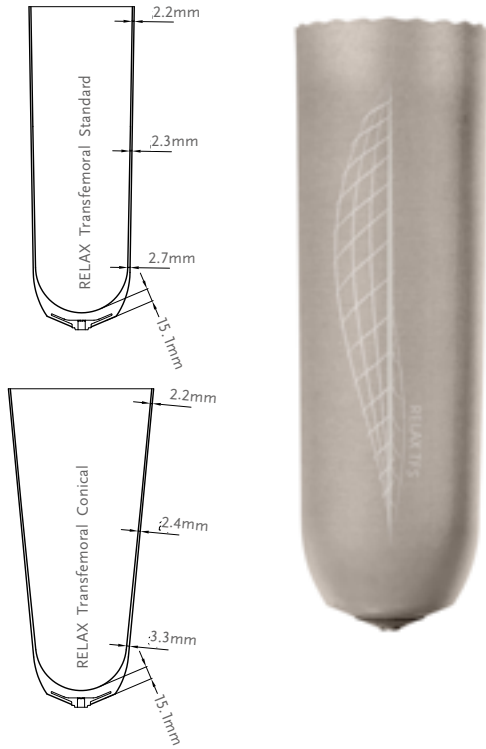
Relax™ Transfemoral



Relax above-knee liner provides secure suspension between the residual limb and the prosthesis. The silicone used is particularly skin-friendly and easy to clean while the Umbrellan fabric is designed to treat phantom pain.

- Easy-slide surface coating for simple donning and doffing, saving time and energy
- Visible orientation line for easier donning
- Full length TF matrix prevents unrolling of the liner
- Water-resistant. Suitable for taking a bath, swimming, showering
- Direct casting on Easy Glide surface is possible - no isolation foil necessary

User Information	
Amputation Level:	Transfemoral
Impact Level:	All
Liner Information	
Size Standard:	27, 31, 35, 39, 43, 47, 52
Size Conical:	24, 27, 31, 35, 39
Profile:	Standard or Conical
Matrix:	Full Length



SUSPENSION METHOD



LOCKING

FEATURES



STABILIZING MATRIX



CONICAL



EASY GLIDE



UMBRELLAN

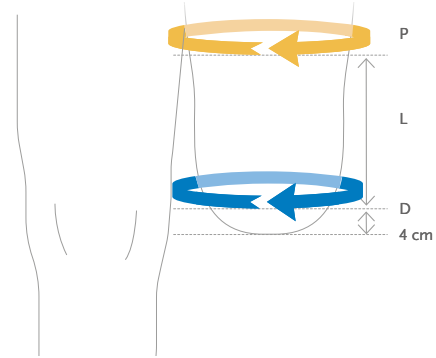
PART NUMBER INFORMATION - RELAX TRANSFEMORAL LINER

Part#	Profile	Suspension Method	Matrix
M8957XX	Standard	Locking	Full length
M8958XX	Conical	Locking	Full length

Relax™ Transfemoral

Determining the Size

1. Measure the circumferential dimension D (distal) of the residual limb 4 cm above the distal end. The circumferential dimension minus 0-1 results in the medi liner size.
2. Measure the residual limb length L, 4 cm above distal end to the level of perineum.
3. Measure the circumference of the limb at the level of the perineum (P).
4. **Selection between Standard or Conical Profile**
If the proximal circumference (P) is lower than the standard value shown in the table, a Standard profile (S) is recommended. If the proximal circumference (P) is higher than the standard value, a Conical Profile is recommended.



1. Distal circumference D (height = 4 cm)	1. Liner size	2. Residual limb length L					
		10 – 15	15-20	20-25	25-30	30-35	35-40
3. Proximal circumference P							
24-27	24	– 28 >	– 30 >	– 33 >	– 35 >	– 37 >	– 40 >
27-31	27	< 31 >	< 34 >	< 37 >	< 39 >	< 42 >	< 44 >
31-35	31	< 34 >	< 37 >	< 40 >	< 43 >	< 46 >	< 49 >
35-39	35	< 39 >	< 42 >	< 45 >	< 48 >	< 52 >	< 55 >
39-43	39	< 43 >	< 46 >	< 41 >	< 54 >	< 57 >	< 60 >
43-47	43	< S >	< S >	< S >	< S >	< S >	< S >
47-52	47	< S >	< S >	< S >	< S >	< S >	< S >
52-57	52	< S >	< S >	< S >	< S >	< S >	< S >
4. Standard/Conical profile		S C	S C	S C	S C	S C	S C

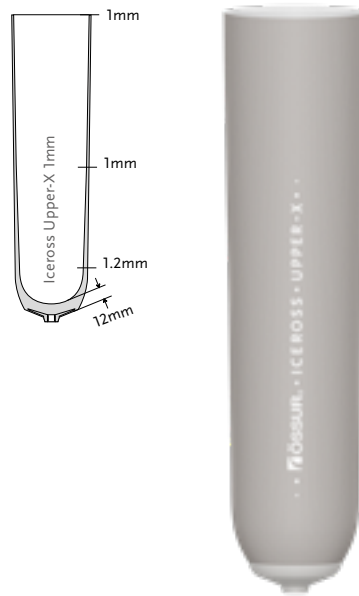
Iceross® Upper-X Locking



The Iceross Upper-X liner is a comfortable liner with an excellent suspension method for upper-extremity amputees.

Unlike other current methods of suspension, Iceross Upper-X eliminates the need for straps and belts and has an ultra-thin, pliable profile that provides more user comfort and increased limb sensation. Superb suspension is obtained by combining quality DermoSil™ silicone with a full-matrix outer cover that virtually eliminates pistoning while allowing radial stretch for volume accommodation. A rolling method makes donning and doffing hassle-free.

Össur recommends that Iceross Upper-X liner is used in conjunction with the Icelock® 700 Series.



User Information	
Amputation Level:	Transradial and Transhumeral
Impact Level:	All
Liner Information	
Size Standard:	12, 14, 16, 18, 20, 22.
Profile:	1mm

SUSPENSION METHOD



LOCKING

FEATURES



STABILIZING MATRIX



FABRIC COVER



ACTIVE SKIN CARE



SILKEN INNER SURFACE

PART NUMBER INFORMATION - ICEROSS UPPER-X LOCKING LINER

Part#	Profile	Suspension Method	Matrix
I-8131XX	1mm	Locking	Full Length

Accessories

Iceross Distal Cup

Distal Cup is made from silicone and is designed for conical and/or sensitive residual limbs that require volume build-up.

Product Information	
Size:	06,07,09,11,12,14,16,17,19,20,22,24,26

To select the correct Distal Cup size, the circumference is measured approximately 4cm above the distal end of the residual limb. Select the Distal Cup two or three sizes smaller than the measurement and roll on. To select the correct Iceross size to fit over the Distal Cup, the circumference is measured approximately 4cm above the end of the Distal Cup. Select Iceross size as measured or the next size down.



Part#	Description
I-3000XX	Distal Cup

Iceross Pads

Iceross Pads are for pressure distribution in highly loaded areas, padding over bony prominences and as a filler for deep voids and scarred residual limbs.

Product Information			
Part#	Size	Thickness	Fits Iceross Size
I-610338	38mm	10mm	12-20
I-610348	48mm	10mm	21-23
I-610358	58mm	10mm	25-28
I-610368	68mm	10mm	30-32
I-610378	78mm	10mm	34-36
I-610388	88mm	10mm	38-42
I-610398	98mm	10mm	45



Silicone Adhesive

Helpful to repair minor damage to the Iceross liners or sleeves and for stabilisation of fabric cover on Iceross Transfemoral liners after trimming.

Part#	Description
I-400310	Silicone Glue 10ml



Lubricant Spray

Iceross Clean & Simple Lubricant Spray aids the donning and doffing of Iceross Seal-In Liners and Iceross Original Liner without fabric cover..

Part#	Description
S-610250	Iceross Clean & Simple Lubricant Spray 250ml



Accessories

Liner Spray Pen

Can be filled with lubricant spray to ease the donning of Seal-In Liners with uncoated seals.

Part#	Description
I-990100	Liner spray pen



Iceross Curvemaster

Part#	Description
K-220000	Iceross Curvemaster
K-200150	Replacement Cutting Wheels Set

Includes:

- Upper cutting wheel (K-200126)
- Lower cutting wheel (K-200127)
- Friction ring (K-200118)



Wave Scissor

- Trimming tool for liners.
- Stress relief on the residual limb due to reduced circular pressure.

Part#	Description
1950006	Wave Scissor



Iceross Interface Sheath

The Interface Sheath makes donning and doffing of the socket easier. Designed with a reinforced distal opening for durability.

Part#	Description	Length
K-190200	Interface Sheath	28cm



Iceross Socks

The Iceross socks are thin distally to prevent the residual limb from being pushed out of the socket as more socks are added. This will ensure good function from the socket lock. Designed with a fully knitted hole for the distal connector and proper function of the lock.

Part#	Description	Length
K-520002	Iceross Sock 2-Ply – 2 Socks in a Pack	32cm
K-520004	Iceross Sock 4-Ply – 2 Socks in a Pack	33cm

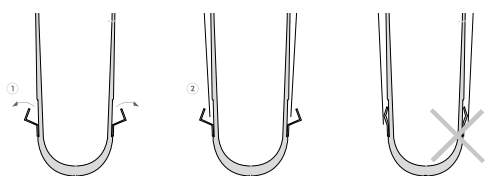


Accessories

Iceross Seal-In Socks

The Iceross Seal-In sock is designed to work in combination with the Iceross Seal-In liner to obtain an improved fit if volume reduction is experienced in the proximal area of the residuum. The Iceross Seal-In sock is intended for use above the Hypobaric Sealing Membrane (HSM™) only and should never cross it.

Part#	Size	Iceross Size	Length	Ply
K-531110	10	16-25	35cm	1
K-531113	13	26.5-34	35cm	1
K-531116	16	36-45	35cm	1
K-531120	20	50-55	35cm	1
K-531310	10	16-25	35cm	3
K-531313	13	26.5-34	35cm	3
K-531316	16	36-45	35cm	3
K-531320	20	50-55	35cm	3



Note: Loss of suspension will occur if a sock is placed over the HSM Seal.

Flex EVA

Especially suitable in combination with coated Seal liners

Part#	Colour	Size
1820610	White	400x400x10mm
1820612	White	400x400x12mm
1820615	White	400x400x15mm



PROPERTIES

- Can be used to create a semi flexible comfort zone or a inner socket.

Accessories

Comfort SCS

Compression material for the therapy for higher to strong oedema.

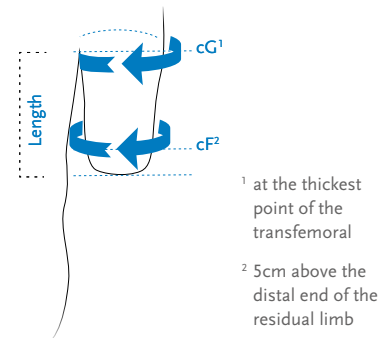
- Transfemoral, knee disarticulation and transtibial amputation
- Antibacterial properties minimise odour
- Smooth distal seam
- Smooth transition
- Integrated silicone beaded top band prevents TT roll down
- Customised hip attachment positioning allows precise TF closure placement



User Information	
Amputation Level:	Transfemoral, Knee Disarticulation & Transtibial

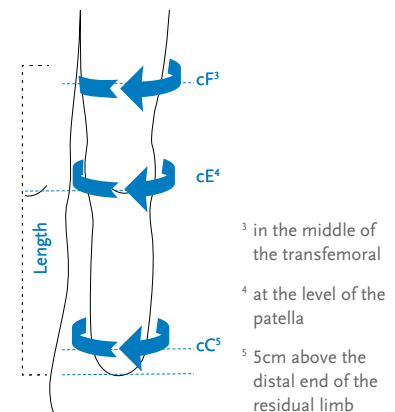
Size Information, Transfemoral						
Size	Circumference		Art. No.			
	cF ²	cG ¹	Short 18–22cm	Medium 23–27cm	Long 28–32cm	X-Long 33–37cm
1	30–32cm	42–45cm	AK_S0W1	AK_M0W1	AK_L0W1	AK_X0W1
2	32–34cm	45–49cm	AK_S0W2	AK_M0W2	AK_L0W2	AK_X0W2
3	35–38cm	49–53cm	AK_S0W3	AK_M0W3	AK_L0W3	AK_X0W3
4	38–41cm	53–57cm	AK_S0W4	AK_M0W4	AK_L0W4	AK_X0W4
5	41–44cm	57–61cm	AK_S0W5	AK_M0W5	AK_L0W5	AK_X0W5
6	44–47cm	61–65cm	AK_S0W6	AK_M0W6	AK_L0W6	AK_X0W6

Completion Art.-No: ₁=20–30mmHg ₂=30–40mmHg



Size Information, Transtibial						
Size	Circumference			Art. No.		
	cC ⁵	cE ⁴	cF ³	Short 28–34cm	Medium 35–41cm	Long 42–48cm
0	26–28cm	28–30cm	38–40cm	BK_S0N0	BK_M0N0	BK_L0N0
1	28–30cm	30–32cm	40–42cm	BK_S0N1	BK_M0N1	BK_L0N1
2	30–33cm	32–35cm	42–45cm	BK_S0N2	BK_M0N2	BK_L0N2
3	33–36cm	35–38cm	45–48cm	BK_S0N3	BK_M0N3	BK_L0N3
4	36–39cm	38–41cm	48–51cm	BK_S0N4	BK_M0N4	BK_L0N4
5	39–42cm	41–44cm	51–54cm	BK_S0N5	BK_M0N5	BK_L0N5
6	42–45cm	44–47cm	54–57cm	BK_S0N6	BK_M0N6	BK_L0N6

Completion Art.-No: ₁=20–30mmHg ₂=30–40mmHg



Accessories

Relax Night care

Relax Night Care sock is designed to treat phantom pain. The textile used is skin friendly and comfortable to wear.

Benefits:

- Sensitive residual limb conditions with a special need for protection
- Enables maximum phantom pain reduction
- Is particularly suitable for the night and whenever the prosthesis is not being worn
- Topband for secure hold

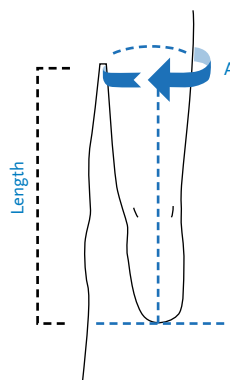
User Information	
Amputation Level:	Transfemoral, Knee Disarticulation & Transtibial

Size Information			
Size	Circumference	Art. No.	Length
S	20–26cm	188000S	35 cm
M	26–33cm	188000M	35 cm
L	33–42cm	188000L	35 cm
XL	42–52cm	18800XL	35 cm
XXL	52–62cm	1880XXL	35 cm

KEY FEATURES



UMBRELLAN



Sock length is 35cm. Measure the limb circumference (A) 35cm proximal to the distal end to determine correct sock size.

Accessories

Easy Cut Volume Compensation Sock

Volume compensation sock with integrated non-slip topband. Easy to cut due to the innovative EASY CUT technology.

Compensates for variations in volume and can easily be shortened to five different lengths without having to separate it. Therefore, no additional sewing is necessary. The integrated grip strip ensures a secure hold on the liner and prevents the stocking from slipping.

- This product can be used for all Seal liners from Össur.
- The grip strip on the inner side of the sock can be fixed proximal to the seals. No fixing under the seal necessary

Size Information				
Size	TFS size	TFC size	Length	Art. No.
S	26.5–32	25–28	24cm	1880010
M	34–40	30–34	24cm	1880011
L	45–50	36–40	24cm	1880012



ÖSSUR TRANSFEMORAL SOLUTIONS



DIRECT SOCKET TF
PAGE 69



CONNECT TF
PAGE 81

ÖSSUR TRANSTIBIAL SOLUTIONS



DIRECT SOCKET TT
PAGE 66

Össur Sockets

Direct Socket

Direct Socket is a standardised, amputee-centric socket solution for both transtibial and transfemoral amputees of all activity levels that enables fabrication and delivery in one session.

Direct Sockets enable CPOs, O&P Clinics and their business owners to consistently provide end users with a high quality, correctly fitting, tailored prosthesis in one session.

The process and socket solution are designed to increase user satisfaction through improved outcomes and allows the CPO to spend time more efficiently with the user, while the user has fewer trips to the clinic.

The Direct Socket system consists of the following key components:

- Casting liners
- Materials and Material kit with all consumables needed to fabricate one socket, including Fibre braids and resin
- Direct Socket Tool Kit including the Icecast tool and EVA Relief Pads

The Icecast tool is a single chamber pressure-casting system designed to distribute pressure to shape soft tissue during casting. It provides additional control over soft tissue during casting, reducing overall production time and ensuring repeatable, accurate result. EVA Relief Pads allow for pre-casting adjustments for pressure points, eliminating the need for rectification.

Key features of the Direct Socket system:

- Offers all necessary tools and materials to produce a definitive prosthetic socket
- Fabrication and delivery in one session
- Standardised process – consistent results
- Clean fabrication through contained resin handling
- The socket has a 4-hole adapter making it usable with different locking or suspension variants
- CE marked, tested according to ISO 10328



Characteristics

DIRECT SOCKET SYSTEM

Direct Socket System offers a mobile socket-making system which requires only one appointment to produce the socket. Pre-casting adjustments for pressure points eliminate the need for rectification.



Direct Socket TT



Direct Socket TT is a socket solution for transtibial amputees of all activity levels. With the use of the Direct Socket materials and tools, the fabrication process is standardised. The materials are provided in material kits where each kit provides all the consumables needed to fabricate one socket.

Patient Profile:	
Amputation Level:	Transtibial
Impact Level:	Low to High
Maximum Patient Weight:	166kg

FEATURES



WEATHERPROOF



Ordering Information

MATERIAL KITS

Part#	Description
M-500104	Direct Socket, 4" Glass Fibres with medium distal connector, 200ml Neutral Resin
M-500105	Direct Socket, 5" Glass Fibres with medium distal connector, 200ml Neutral Resin
M-500107	Direct Socket, 7" Glass Fibres with medium distal connector, 400ml Neutral Resin
M-500114	Direct Socket, 4" Glass Fibres with small distal connector, 200ml Black Resin
M-500115	Direct Socket, 5" Glass Fibres with medium distal connector, 200ml Black Resin
M-501115	Direct Socket, 5" Glass Fibres with medium distal connector, 400ml Black Resin
M-501105	Direct Socket, 5" Glass Fibres with medium distal connector, 400ml Neutral Resin
M-500117	Direct Socket, 7" Glass Fibres with medium distal connector, 400ml Black Resin
M-500314	Direct Socket, 4" Basalt Fibres with small distal connector, 200ml Black Resin
M-500315	Direct Socket, 5" Basalt Fibres with medium distal connector, 200ml Black Resin
M-501315	Direct Socket, 5" Basalt Fibres with medium distal connector, 400ml Black Resin
M-500317	Direct Socket, 7" Basalt Fibres with medium distal connector, 400ml Black Resin



Includes:

- Glass Fibre Braids (5" or 7") or Basalt Fibre Braids (5" or 7")
- Resin Cartridge (200ml or 400ml, Neutral or Black Coloured)
- 2x60cm Silicone insulation sheets
- 1 Silicone Insulation Cap
- Trim Line Tape
- Plastic protection sheets

Direct Socket TT

Ordering Information

BRAID SELECTION

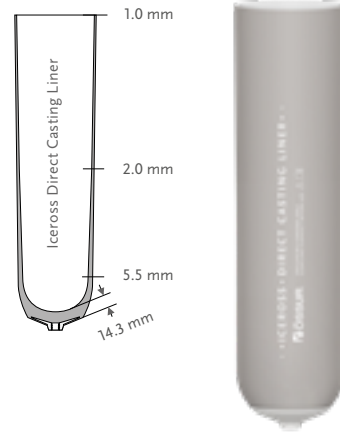
Refer to the following table as a recommendation of how to select the Fibre braid size.

Liner size	Braid size
16 – 22	4"
23.5 – 30	5"
32 – 34	7"

Iceross® Direct Casting Liner TT



The Iceross Direct Casting Liner has been developed specifically for direct lamination using the Direct Socket system. This series of casting liners help to define the shape when a socket for a standard profile Iceross liner is being made.



User Information	
Amputation Level:	Transtibial
Liner information	
Size Standard:	16, 18, 20, 22, 23.5, 25, 26.5, 28, 30, 32, 34.

SUSPENSION METHOD



LOCKING

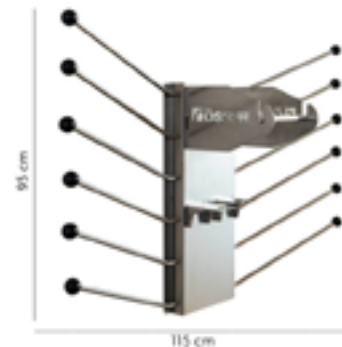
PART NUMBER INFORMATION

Part#	Suspension Method
I-09DCXX	Locking

Direct Casting Liner Wall Mount

The Direct Socket Wall Mount is specifically made to keep the Iceross Direct Casting Liners, the Icecast Pump and Bladder at hand in a room setup for Direct Socket fabrication. The wall mount item is made by order only.

Part#	Description
ODC10000	Direct Socket Wall Mount



Direct Socket TF



Direct Socket TF is a socket solution for transfemoral amputees of all activity levels. With the use of the Direct Socket Materials and tools and the Össur Brim, the fabrication process is standardised. The materials are provided in material kits where each kit provides all the consumables needed to fabricate one socket. The separately ordered Össur Brim is a flexible proximal silicone brim that is available in 15 sizes.



User information	
Amputation Level:	Transfemoral
Impact Level:	Low to High
Maximum Patient Weight:	166kg



DIRECT SOCKET SYSTEM



WEATHERPROOF

Ordering Information

MATERIAL KITS

Part#	Description
M-501105	Direct Socket, 5" Glass Fibres with medium distal connector, 400ml Neutral Resin
M-500107	Direct Socket, 7" Glass Fibres with medium distal connector, 400ml Neutral Resin
M-501107	Direct Socket, 7" Glass Fibres with large distal connector, 400ml Neutral Resin
M-501109	Direct Socket, 9" Glass Fibres with large distal connector, 400ml Neutral Resin
M-501115	Direct Socket, 5" Glass Fibres with medium distal connector, 400ml Black Resin
M-500117	Direct Socket, 7" Glass Fibres with medium distal connector, 400ml Black Resin
M-501117	Direct Socket, 7" Glass Fibres with large distal connector, 400ml Black Resin
M-501119	Direct Socket, 9" Glass Fibres with large distal connector, 400ml Black Resin
M-501315	Direct Socket, 5" Basalt Fibres with medium distal connector, 400ml Black Resin
M-500317	Direct Socket, 7" Basalt Fibres with medium distal connector, 400ml Black Resin
M-501317	Direct Socket, 7" Basalt Fibres with large distal connector, 400ml Black Resin
M-501319	Direct Socket, 9" Basalt Fibres with large distal connector, 400ml Black Resin

Includes:

- Glass Fibre Braids (5", 7" or 9") or Basalt Fibre Braids (5", 7" or 9")
- Resin Cartridge (400ml Neutral or Black colored)
- 2x60cm Silicone insulation sheets
- 1 Silicone Insulation Cap
- Trim Line Tape
- 2 Plastic protection sheets



Direct Socket TF

Ordering Information

BRAID SELECTION

Refer to the following table as a recommendation of how to select the Fibre braid size.

Liner size	Braid size
23.5 – 28	5"
30 – 32	5" or 7" with medium distal connector
34 - 40	7"*
45 - 55	9"

* Consider 7 inch braids with large distal connector during assessment of residual limb size, length and amount of soft tissue

ÖSSUR BRIM

Part#	Description	Circumference
M-FBS360	Össur Brim TF size 36	35 - 37 cm
M-FBS380	Össur Brim TF size 38	37 - 39 cm
M-FBS400	Össur Brim TF size 40	39 - 41 cm
M-FBS420	Össur Brim TF size 42	41 - 43 cm
M-FBS440	Össur Brim TF size 44	43 - 45 cm
M-FBS460	Össur Brim TF size 46	45 - 47.5 cm
M-FBS485	Össur Brim TF size 48.5	47.5 - 50 cm
M-FBS510	Össur Brim TF size 51	50 - 52.5 cm
M-FBS535	Össur Brim TF size 53.5	52.5 - 55 cm
M-FBS560	Össur Brim TF size 56	55 - 57.5 cm
M-FBS585	Össur Brim TF size 58.5	57.5 - 60 cm
M-FBS610	Össur Brim TF size 61	60 - 63 cm
M-FBS640	Össur Brim TF size 64	63 - 66 cm
M-FBS670	Össur Brim TF size 67	66 - 69 cm
M-FBS700	Össur Brim TF size 70	69 - 72 cm



BRIM SIZE SELECTION

1. Measure the circumference 1-2 cm below the level of ischial tuberosity (see fig.1)
2. Select the correct brim size from the table above.

Note. If the circumference is between two sizes, select the larger size. If the brim will be placed high on the lateral side, think of selecting one size larger.

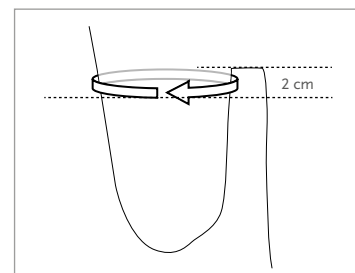


Fig. 1

OTHER MATERIALS

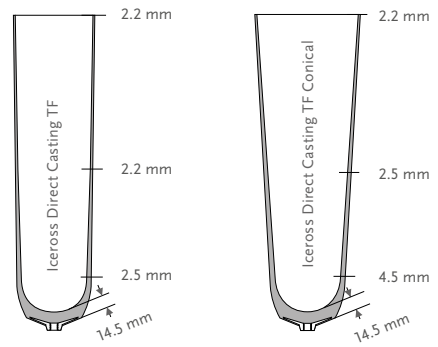
Part Number	Description
M-300201	Resin Cartridge 200ml Neutral
M-300202	Resin Cartridge 200ml Black
M-300401	Resin Cartridge 400ml Neutral
M-300402	Resin Cartridge 400ml Black



Iceross® Direct Casting Liner TF



The Iceross Direct Casting Liner has been developed specifically for direct lamination using the Direct Socket system. This series of casting liners help to define the shape when a socket for a standard and conical profile Iceross liner is being made.



User Information	
Amputation Level:	Transfemoral
Liner information	
Size Standard:	25,26.5,28,30,32,34,36,38,40,42,45,50,55
Size Conical:	23.5,25,26.5,28,30,32,34,36,38,40,42

SUSPENSION METHOD



LOCKING

PART NUMBER INFORMATION - ICEROSS CASTING LINER TRANSFEMORAL

Part#	Profile	Suspension Method	Matrix
I-09FLXX	Standard 2mm	Locking	Full Length
I-09FLCXX	Conical 3mm	Locking	Full Length

Direct Casting Liner Wall Mount

The Direct Socket Wall Mount is specifically made to keep the Iceross Direct Casting Liners, the Icecast Pump and Bladder at hand in a room setup for Direct Socket fabrication. The wall mount item is made by order only.

Part#	Description
ODC10000	Direct Socket Wall Mount



Direct Socket Tool Kit



Direct Socket Tool Kit provides the prosthetist with the tools to consistently make a reliable socket using the Direct Socket system. The toolkit includes the Icecast bladder and pump, a single chamber pressure-casting system designed to distribute pressure to shape soft tissue during casting. The pressure-casting system loads the residual limb, eliminating the need for modification of the resultant socket shape. A reinforcing matrix makes the chamber durable, and controls elongation.

Part#	Description
M-500300	Direct Socket Tool Kit



Includes:

- Icecast Pump
- Icecast Bladder
- Icecast Case
- Resin Injection Tools (200ml and 400ml)
- Distal Attachment Tool
- Tape Ring Kits (Standard and Large)
- Lanyard Cord
- Relief Pads EVA
- Sheet straps
- Brim Tape



Direct Socket Tools and Tool Kit Spare Parts

Picture#	Part#	Description
1.	D-040510	Icecast Pump
2.	D-040520	Icecast Bladder
3.	M-400201	Resin Injection Tool, 200 ml
3.	1950504	Resin Injection Tool, 400 ml
4.	D-040532	Distal Attachment Tool for Direct Socket
5.	D-040534	Distal Attachment Tool for Plaster Casting
6.	D-040552	Tape Ring Kit - Standard
7.	D-040553	Tape Ring Kit - Large
8.	M-100001	Relief Pads EVA
9.	M-500330	Trolley for Icecast Case
10.	M-110011	Sheet straps
11.	M-100120	Brim Tape
12.	ODC20011	Sheet applicator, small
13.	ODC20012	Sheet applicator, large
14.	L-692016	Tool for Bottom Seal



Direct Socket Materials

Components

Össur recommends that the following products are used in conjunction with the Direct Socket System.

Picture#	Part#	Description
1.	L-661000	600 Modular Spacer for Icelock 600 Series*
2.	L-621100	Icelock Ratchet 621 Adaptation Kit
3.	L-631100	Icelock Lanyard 631 Adaptation Kit
4.	L-651100	Icelock Smooth 651 Adaptation Kit


*Must be used with Icelock® 600 series.

Picture#	Part#	Description
5.	L-551002	Icelock Expulsion Valve 551*
6.	L-544050	Icelock 544 Direct Socket Adapter Plate**
7.	L-544521	Icelock 544 Plate Expulsion**
7.	L-544511	Icelock 544 Plate Unity**
8.	M-400206	Bottom Seal for Direct Socket




* To be used with Cushion liners; ** To be used with Seal-In liners

Picture#	Part#	Description
9.	A-242500	4-Hole Female Pyramid with 20/20 Offset

Picture#	Part#	Description
10.	L-214100	Icelock Clutch 4H 214 for Direct Socket System
11.	L-562400	Icelock 562 for Direct Socket
	L-562410	Icelock 562 passive Vacuum for Direct Socket*



Direct Socket Materials

Picture#	Part#	Description
15.	A-282440	Flexion Plate - 4-hole with 20° rotation (+/-10°) and 36mm threaded. 45mm offset 10 degrees flexion 
16.	A-282460	Flexion Plate - 4-hole with 20° rotation (+/-10°) and 36mm threaded. 60mm offset 10 degrees flexion 
17.	A-282470	Flexion Plate - 4-hole with 20° rotation (+/-10°) and 36mm threaded. 75mm offset 15 degrees flexion 

Picture#	Part#	Description
n/a	A-964410	Screw kit for Flexion Plates used with Direct Socket and Icelock 600
n/a	A-964420	Screw kit for Flexion Plates used with Direct Socket and Icelock 850



AeroFit® Sockets

Device Selection

FOR DIRECT SOCKET TF

Depending on the selected liner profile and size, the Socket Height shall at minimum match the Minimum Socket Height values stated in Table 1 for vents to be installed. The Socket Height is measured from a tabletop to the lowermost part of the device on the medial side (Fig. 2: a).

FOR CONVENTIONALLY LAMINATED TF SOCKETS

Depending on the selected liner profile and size, the Socket Height shall at minimum match the Minimum Socket Height values stated in Table 1 for vents to be installed. The Socket Height is measured from the bottom of the inside of the socket to the lowermost part of the socket. (Fig. 2: a).

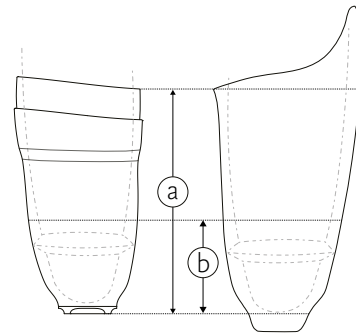


Fig. 2:a

Information about Direct Socket TF materials and Brims can be found on pages 69 and 70.

TABLE 1 - MINIMUM SOCKET HEIGHT

Standard Liner Profile		Conical Liner Profile	
Liner Size	Min. Socket Height (cm) (Fig. 2:a)	Liner Size	Min. Socket Height (cm) (Fig. 2:a)
25	22	23,5	22
26,5	23	25	22
28	23	26,5	22
30	24	28	23
32	24	30	23
34	24	32	24
36	25	34	25
38	25	36	25
40	26	38	25
45	27	40	26
50	29	-	-
55	30	-	-

AeroFit® Vents



The AeroFit Vents are used with the AeroFit Tool Kit to fabricate the AeroFit Socket according to a guided methodology. The AeroFit Socket is a transfemoral (TF) breathable socket, designed for use with the AeroFit Seal-In liner.

The black vents are suitable for a wall thickness of the socket from 2.0-3.5 mm, and the grey vents are suitable for a wall thickness from 3.5 – 7.5mm.

Information about the AeroFit Seal-In liner can be found on page 48.



User Information

Amputation Level:	Transfemoral
Impact Level:	Low to High



BREATHABILITY

Ordering Information

Part#	Description
AFS00121	AeroFit Vent Kit, 4 vents of each type
AFS00122	AeroFit Vent Kit, 6 Vents of each type

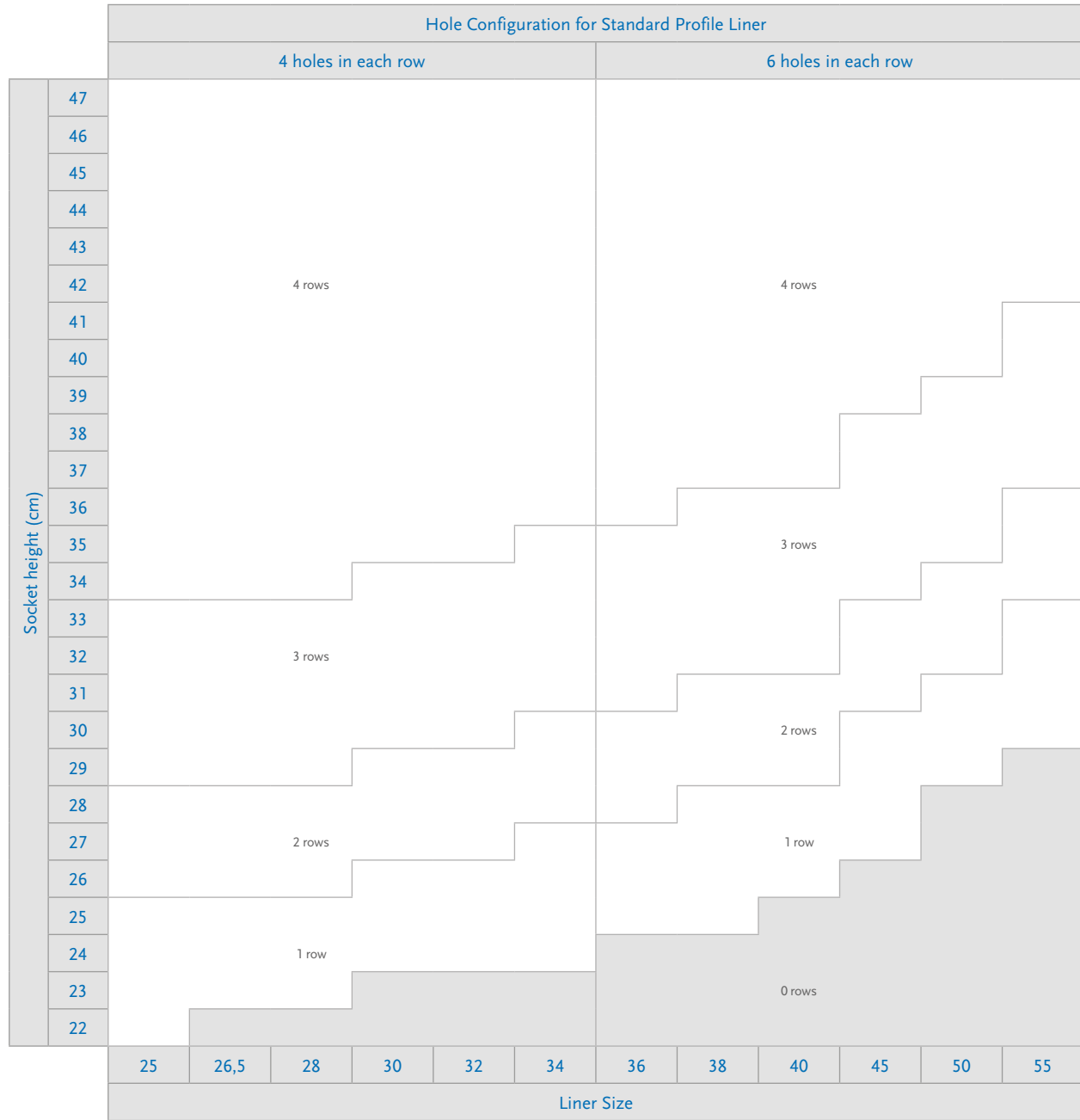
Vents Spare Parts

Part#	Description
AFS00104	Vents grey 7 pcs, thick 3.5-7.5mm
AFS00105	Vents black 7 pcs, thick 2.0-3.5 mm

AeroFit® Vents

AeroFit Vents for Conventional Sockets

ITEM SELECTION GUIDE AND HOLE CONFIGURATION



ÖSSUR SOCKETS

AeroFit® Vents

AeroFit Vents for Conventional Sockets

ITEM SELECTION GUIDE AND HOLE CONFIGURATION

		Hole Configuration for Conical Profile Liner									
		4 holes in each row					6 holes in each row				
Socket height (cm)	47	4 rows					4 rows				
	46										
	45										
	44										
	43	3 rows					3 rows				
	42										
	41										
	40										
	39	2 rows					2 rows				
	38										
	37										
	36										
	35	1 row					1 row				
	34										
	33										
	32										
31	0 rows					0 rows					
30											
29											
28											
27	0 rows					0 rows					
26											
25											
24											
23	0 rows					0 rows					
22											
		23,5	25	26,5	28	30	32	34	36	38	40
		Liner Size									

ÖSSUR SOCKETS

AeroFit® Toolkit

The AeroFit Tool Kit provides a set of tools for installing AeroFit vents in the socket. It includes a cutting tool, a drilling tool, a honing tool, two hole saws and hole guides for consistent installation.



AEROFIT TOOL KIT

Part#	Description
AFS00110	AeroFit Tool Kit

Includes:

- Silicone Cutting Tool
- Hole Guides
- Drill
- Honing Tool
- Marker
- Hole Saw 22 mm
- Hole Saw 38 mm

TOOL KIT SPARE PARTS

Part#	Description
AFS00111	Cutting Tool Replacement Kit
AFS00112	Hole Guide Replacement Kit
AFS00113	Drill Replacement Kit
AFS00114	Honing Tool Replacement Kit
AFS00115	Hole Saw 38 mm Replacement
AFS00116	Hole Saw 22 mm Replacement

Connect® TF



Connect® TF is an adjustable socket indicated for low active amputees. The open socket donning feature designed into the on/off tensioning handle, helps ease of donning and doffing while the user is in sitting position. Connect TF can be custom fitted by a certified prosthetist and adjusted throughout the socket lifetime in height, angle and circumference.

User Information	
Amputation Level:	Transfemoral
Impact Level:	Low
Patient Weight Limit:	125kg
Socket Information	
Sizes:	Medium Short, Medium Standard, Large Short, Large Standard*
Weight of Socket:	1.5 kg
Liner selection:	Iceross Transfemoral Locking – size according to size table
Limited Warranty:	24 Months

*See sizing guidelines below for reference



FEATURES



WEATHERPROOF

Ordering Information

Connect TF is a Configure-to-Order product. These are assembled based on the selection of components. Please refer to below socket configurations.

Select 1 of the below socket options.

CONNECT TF

Part#	Description
CTF0202L	Medium Short, left side
CTF0203L	Medium Standard, left side
CTF0204L	Large Short, left side
CTF0205L	Large Standard, left side
CTF0202R	Medium Short, right side
CTF0203R	Medium Standard, right side
CTF0204R	Large Short, right side
CTF0205R	Large Standard, right side

Note: A locking pin is included

Select the type of locking liner in the quantity of 1 or 2 to determine package applied.

ICEROSS TRANSFEMORAL LOCKING LINER

Part#	Profile	Suspension Method	Matrix
I-7032XX	Standard 2mm	Locking	Full Length
I-7132XX	Conical 3mm		

AKOS

Part#	Profile	Suspension Method	Matrix
M-8955XX	Standard 2mm	Locking	Full Length
M-8956XX	Conical 3mm		

RELAX

Part#	Profile	Suspension Method	Matrix
M-8955XX	Standard 2mm	Locking	Full Length
M-8956XX	Conical 3mm		

Connect® TF

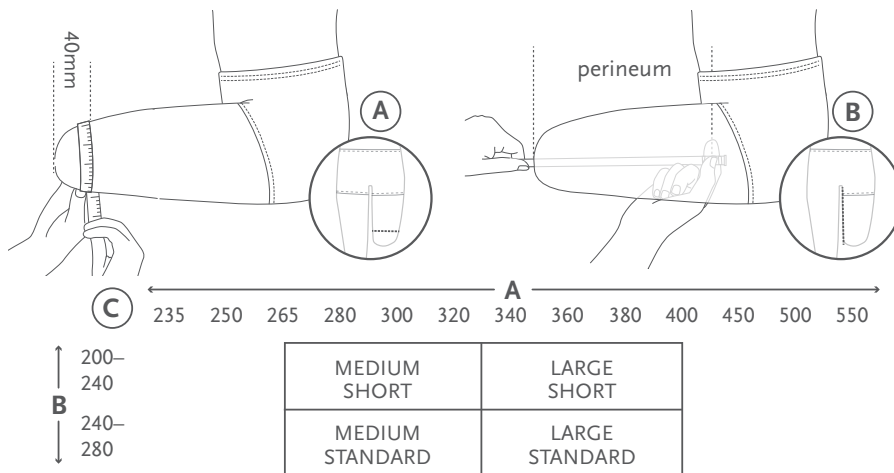
The Connect TF socket should be used together with:

- Össur components and adapters
- Iceross Transfemoral Locking liner

SIZE SELECTION

1. Have the user sit down
2. Measure the circumference of the residual limb at 40mm from the distal end (A)
Note. It is important to take this measurement with the user sitting
3. Measure the length of the residual limb from the distal end to perineum (B)
4. Select the correct size from the sizing guidelines (C) or size selection table below

SIZING GUIDELINES




SIZE SELECTION TABLE

Connect TF Size	Liner size (circumference 40mm from distal)	Residual limb length
Medium Short	26.5 – 32 (265-320mm)	200-240mm
Medium Standard	26.5 – 32 (265-320mm)	240-280mm
Large Short	34 – 40 (340-400mm)	200-240mm
Large Standard	34 – 40 (340-400mm)	240-280mm

Connect® TF

SPARE PARTS

Picture	Part#	Description
1.	CTF12001	Medium Distal End – Distal end used for sizes Medium-Short and Medium-Standard
2.	CTF12002	Large Distal End – Distal end used for sizes Large-Short and Large-Standard
3.	CTF10008	Connect TF Locking Knee Lanyard Kit – Contains all the parts needed to fix the locking knee release mechanism onto the Connect TF socket
4.	CTF12009	Spare parts kit – Spare screws and small plastic parts
5.	CTF12010	Distal Elevation Kit – For 2cm elevation of funnel in distal end. Longer pin included
6.	CTF12012	Connect TF Handle – Left
7.	CTF12013	Connect TF Handle – Right




ÖSSUR SOCKETS

Pressure Pads

The Pressure Pads are designed to reduce peak pressures in sockets due to prominent bony areas. Made from a non-compressible silicone that optimises pressure redistribution, pressure pads can improve the comfort of laminated, thermoformed or directly manufactured sockets such as the Modular Socket System. The pads feature a self-adhesive backing to enable easy application.

KITS

Picture#	Part#	Description
1.	K-190100	Set No. 1, 5 pads (one small disc, one medium disc, one large disc, one spoon pad and one cylindrical pad)
2.	K-190101	Discs, 6 pads in 3 sizes (2 small, 2 medium, 2 large)
3.	K-190102	Spoon (2 large pads)
4.	K-190104	Cylindrical (8 large pads)
5.	K-190110	Set No. 2, 8 pads (one small spoon, 2 cylindrical, small and large; 2 oval, small and large; 2 drops and one horse shoe)
6.	K-190115	Oval, 8 pads, (4 small, 4 large)
7.	K-190150	Ergo pads



Össur Icelock® Series



ICELOCK® 100 SERIES
PAGE 87



ICELOCK® 200 SERIES
PAGE 91



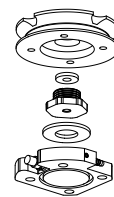
ICELOCK® 300 SERIES
PAGE 93



ICELOCK® 400 SERIES
PAGE 95



ICELOCK® 500 SERIES
PAGE 96



ICELOCK® 544 SERIES
PAGE 99



ICELOCK® 562 HYBRID
PAGE 101



ICELOCK® 600 SERIES
PAGE 103



ICELOCK® 700 SERIES
PAGE 108



ICELOCK® 850 HYBRID
PAGE 109

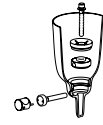
ÖSSUR ICELOCK®
SERIES

Össur Icelock® Series

Icelock Characteristics

RATCHET PIN

Used with Iceross® locking liners for moderate and highly active prosthetic users with bony residual limbs who prefer the security of stepping into the prosthesis to don the socket. The ratchet pin makes an audible clicking sound when it engages.



CLUTCH PIN

Used with Iceross locking liners for prosthetic users of all activity levels who have fleshy residual limbs. The user dons the prosthesis by winding into the socket rather than pushing or stepping into it.



SMOOTH PIN

Used with Iceross locking liners for moderate and highly active prosthetic users with bony residual limbs who prefer the security of stepping into the prosthesis to don the socket. The lock is silent when it engages, but provides a secure suspension along the entire length of the pin.



LANYARD

Used with Iceross locking liners for new prosthetic users or low to moderately active individuals with fleshy residual limbs who prefer to be pulled into the socket to don the prosthesis. This suspension system allows the user to apply their prosthesis while sitting down.



DISTAL VALVE

Designed for use with Iceross cushion liners for prosthetic users of all activity levels that cannot tolerate a distal attachment or prefer suction suspension to a mechanical method. Used in conjunction with a suspension sleeve, this suspension system allows the user to apply their prosthesis while sitting down.



EXPULSION VALVE

Designed for use with all Iceross Seal-In® liners. Can also be used with Cushion liners and the Sleeve.



Icelock® 100 Series



RATCHET LOCK WITH INTEGRATED PYRAMID

- Interchangeable
- Easy to use - single lamination
- Rated up to 120kg
- All impact levels



Part#	Description	Ratings	Build Height	Weight
L-125000	Icelock 125 Ratchet Stainless Steel Pyramid	120kg	22mm	115g
Part#	Description	Ratings	Build Height	Weight
L-180001	Icelock 100 Fabrication Kit without Braid	N/A	22mm	99g



Accessories

Part#	Description
L-192000	Attachment Pin Ratchet, standard w/cap, length 52mm, 13 notches
L-192003	Attachment Pin Ratchet, short w/cap, length 34mm, 7 notches
L-192005	Attachment Pin Ratchet, long w/cap, length 65mm, 17 notches

Icelock® 200 Series



The Icelock 200 series offers strong and durable locks with removable clutch mechanisms. The locks provide easy and secure wind-down donning as well as an easy release unlocking mechanism.

Icelock 200 series is a great product for transfemoral amputees to use in conjunction with the Icross® Transfemoral liner.



CLUTCH LOCKS

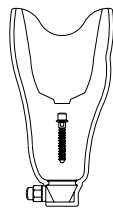
- Easy release unlocking mechanism
- Low build height and light-weight
- Wear-resistant stainless steel pin guide
- Secure clutch mechanism tested to tolerate at least 300kg pull
- Ability to change from Lanyard to Clutch
- All impact levels

Diagram

ICELOCK CLUTCH 211

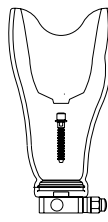


With Pyramid* Adapter

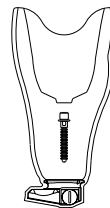


Without Pyramid* Adapter

ICELOCK CLUTCH 214

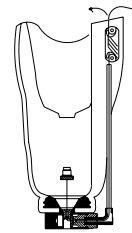


With 4-Hole Adapter



With AK Offset Adapter


ICELOCK LANYARD 234



With 4-Hole Adapter

* Note: pyramid must be purchased separately

ICELOCK 211 OVERVIEW



Attachment Pin, Clutch



Icelock Clutch 211

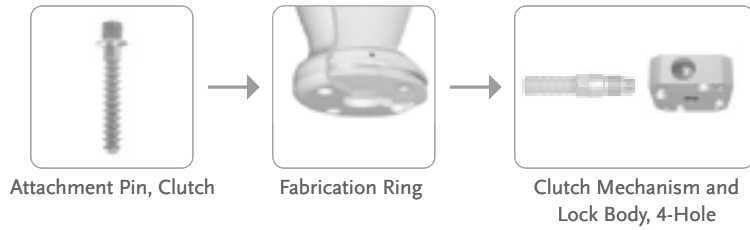


Icelock Stainless Steel Pyramid 273
Icelock Titanium Pyramid 272

Icelock® 200 Series

Diagram

ICELOCK 214 OVERVIEW



Part Number Information - Locks

Part#	Description	Ratings	Build Height	Weight
L-211000	Icelock Clutch 211 (No Adapter)	N/A	21mm	78g



Part#	Description	Ratings	Build Height	Weight
L-214000	Icelock Clutch 214 (Aluminium 4-Hole Adapter)	120kg	25mm	186g



To change from clutch to lanyard, order L-292050 Lanyard Adaptation Kit.

Part#	Description	Ratings	Build Height	Weight
L-234000	Icelock Lanyard 234	120kg	25mm	168g



To change from lanyard to clutch, order L-292020 Clutch Mechanism and T-wrench.

ICELOCK CLUTCH 214 AK OFFSET*

Ratings	Build Height	Weight
136kg	18mm	314g

Picture	Part#	Description
1.	L-214311	For left leg with release button on medial side
2.	L-214312	For left leg with release button on lateral side
3.	L-214322	For right leg with release button on lateral side
4.	L-214321	For right leg with release button on medial side



*30mm posterior and 20mm lateral offset

Icelock® 200 Series

Pyramids for Icelock Clutch 211

Part#	Description	Ratings	Build Height	Weight
L-272000	Icelock Titanium Pyramid 272	166kg	9mm	76g
Part#	Description	Ratings	Build Height	Weight
L-273000	Icelock Stainless Steel Pyramid 273	100kg	8mm	64g



Adapters

Part#	Description	Weight Limit
A-233100	4-Hole Male Pyramid, Aluminium	100kg
A-242100	4-Hole Female Pyramid, Aluminium	100kg
A-235100	4-Hole Male Pyramid, Titanium	166kg
A-245100	4-Hole Female Pyramid, Titanium	166kg



Socket adapters see table of contents for page.

Components for Icelock 211

Part#	Description
L-292015	Lock Body with guide (without Dummy Screw)
L-292122	Dummy Screw
L-292126	Delrin Guide
L-293045	Silicone Seal
L-292121	Pin Tunnel
L-292032	Pyramid Bolt, long with o-ring

Components for Icelock 211 and 214

Part#	Description
L-292000	Attachment Pin Clutch, standard w/cap, length 40 mm, 12 notches
L-292003	Attachment Pin Clutch, short w/cap, length 25 mm, 7 notches
L-292005	Attachment Pin Clutch, long w/cap, length 56 mm, 17 notches
L-292020	Clutch Mechanism and T-wrench
L-293060	T-wrench
L-292131	Release Button, Delrin

Icelock® 200 Series

Components for Icelock Pyramids 272 and 273

Part#	Description
L-293046	O-ring 10 x 1.5 for Pin Tunnel
L-692142	Pyramid Cap
L-292032	Pyramid Bolt, long with o-ring (for 272 Pyramid)
L-692032	Pyramid Bolt with o-ring (for 273 Pyramid)
L-293048	Silicone Fill for 272 Pyramid
L-293049	Silicone Fill for 273 Pyramid
L-693127	O-ring 8 x 2 for Pyramid Bolts

Components for Icelock 214

Part#	Description
L-292011	Lock Body 4-Hole with Guide (without Clutch Mechanism)
L-292040	Fabrication Kit (includes the five parts listed below)
L-292125	Lam/Therm Ring
L-292118	Delrin Tooling Body
L-292129	Delrin Tooling Screw
L-293042	Screw M6 x 33

Components for Icelock 234

Part#	Description
L-292127	Pivot, Lanyard
L-292130	Bushing, Lanyard
L-392117	Elbow, Lanyard
L-392010	Cleat with Cover and Rivets
L-392016	Pull Handle Lanyard
L-392018	Lanyard Cord with Connecting Screw
L-393012	Cord Cover 40cm, Lanyard
L-292050	Lanyard Adaptation Kit for Changing Icelock Clutch 214 to Icelock Lanyard 234

Icelock® 300 Series

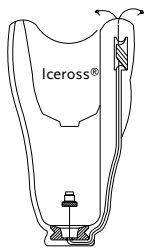


- Low build height
- Very light-weight
- Wear-resistant stainless steel pin guide
- For shower and water prostheses
- Low and moderate impact levels



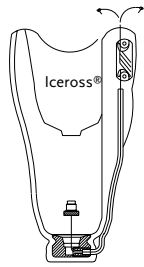
Diagram

ICELOCK LANYARD 331-L



For laminated sockets

ICELOCK LANYARD 331-T



For thermoplastic sockets

Part#	Description	Build Height	Weight
L-331001	Lanyard 331-L (No Adapter)	12mm	22g
Part#	Description	Build Height	Weight
L-331002	Lanyard 331-T (No Adapter)	14mm	42g



Icelock® 300 Series

Components for L-331001

Part#	Description
L-392012	Cleat with silicone dummy
L-392016	Pull Handle, lanyard
L-392018	Lanyard Cord with connecting screw
L-392110	Bottom Attachment, lamination



Components for L-331002

Part#	Description
L-392010	Cleat with cover and rivets
L-393012	Cord Cover 40cm, lanyard
L-392016	Pull Handle, lanyard
L-392112	Bottom Attachment, thermoplastic
L-392122	Guide, lanyard
L-393018	Screw 3.5 x 30mm



Icelock® 400 Series

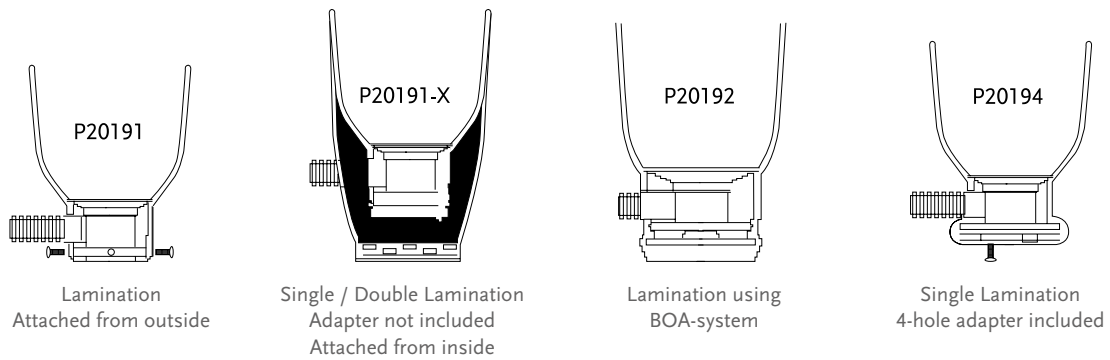


SMOOTH PIN SYSTEM

- No movement, therefore no noise and less wear
- Removable from inside of socket
- Very lightweight
- All impact levels



Diagram



Part#	Description	Ratings	Build Height	Weight
P20191*	The Pin Standard Lamination	N/A	35mm	97g
P20191-X*	The Pin, Single/Double Lamination	N/A	37mm	95g
P20192*	The Pin for BOA-System, Lamination	N/A	47mm	110g
P20194*	The Pin, w/ 4-Hole Lamination	120kg	34mm	180g



* Note: Reusable fixtures and lamination dummies not included in lock kits. Must be ordered separately.

Icelock® 400 Series

Fixtures (Reusable)

Part#	Description
P20109	Fixture for all lock kits

Dummies (Reusable)

Part#	Description
P20151	Dummy for P20191 & P20191-X
P20152	Dummy for P20190 & P20192
P20154	Dummy for P20194

Spare Parts and Drape Formers (Reusable)

Part#	Description
P20141	Coupling Plate for P20191
P20141-X	Coupling Plate for P20191-X
P20142	Coupling Plate for P20192
P20143	Coupling Plate for P20193
P20144	4-hole Adapter for P20194
P20151	Dummy for 191/191-X
P20161	Funnel for P20191 & P20191-X
P20162	Funnel for P20192
L-693506	Attachment Pin Smooth, Standard 43mm
L-693507	Attachment Pin Smooth, 53mm
L-693508	Attachment Pin Smooth, 63mm
L-693509	Attachment Pin Smooth, 75mm
P-20177	The Pin, Replacement Lock
L-693504	Metal Sleeve for Push Button
L-693502	Push Button, Adjustable
P20251	Insert Part for P20151

Icelock® 500 Series



Both Icelock Expulsion Valve 551 and 552 are designed to be used with all suction suspension systems. The valves are positioned in a housing that seals securely against the inner surface of the hard socket near the distal end. The valves expel air under positive pressure when entering a socket. During removal of the prosthesis the push button needs to be compressed to allow air back into the hard socket. The Icelock 500 Series is fully waterproof and can be used for all impact levels.

Part#	Description
L-551002	Icelock Expulsion Valve 551



The Icelock 551 Valve is an auto-expulsion and push button suction release in the same compact, easy to install package. The valve is recommended for both Transtibial and Transfemoral users. The kit includes a flexible socket housing.

Part#	Description
L-552000	Icelock Expulsion Valve 552



Icelock 552 Valve is an auto-expulsion valve with push button for suction release. The core of the valve can be unscrewed to facilitate rapid donning and it makes it possible to pull donning socks through the valve. The valve can be used with a flexible interface and is recommended for Transfemoral users.

Accessories

Part#	Description
L-551206	Icelock 551 Replacement Membrane
L-552206	Icelock 552 Replacement Membrane

Icelock® 544 Series



The Icelock 544 Series consists of a variety of component configurations to support the use of elevated vacuum and expulsion. The series only uses a single fabrication method that is compatible with all the component configurations.

Icelock 544 series is suitable for both transtibial and transfemoral amputees and fully compatible with Unity vacuum system as well as Iceross Seal-In.

FEATURES

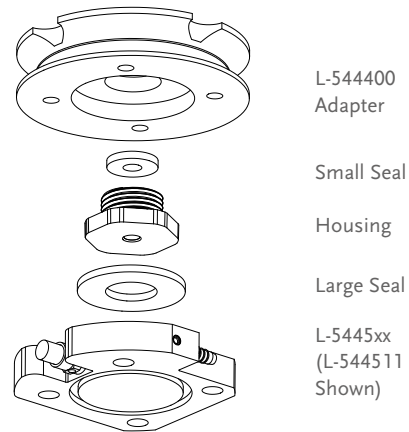
- Fabricate once, use the same socket for many different component configurations.
- Compatible with many different systems including: vacuum, expulsion, and Seal-In.

Icelock 544 Series Kits

With these kits, all componentry is included to build the Icelock 544 Series configurations. To the right is an exploded view of the components used in the final configuration and how they fit into the L-544400 Adapter.

EXAMPLE OF PARTS INCLUDED IN ICELOCK 544 KIT

- L-544400 Adapter
- Plate Lamination Dummy
- Small Seal
- Large Seal
- Housing
- Housing Lamination Dummy
- L-544XXX Plate
- Wrench
- M6 x 25mm Screws
- Vacuum Tube



ICELOCK 544 SERIES KIT

Part#	Description	Release button	Barb connector	Recommended Use	Colour	Ratings	Weight	Build height
L-544611	Icelock 544 Unity Plate Kit (incl. Socket Adapter)*	Yes	Yes	Unity vacuum system with Iceross Seal-In	Grey, Black	136kg	216g	25.5mm
L-544620	Icelock 544 Expulsion Valve Kit (incl. Socket Adapter)			Sleeve Expulsion	Black, Black	136kg	104g	16mm
L-544621	Icelock 544 Expulsion Plate Kit (incl. Socket Adapter)	Yes		Iceross Seal-In Expulsion	Orange, Black	136kg	216g	25.5mm



Icelock® 544 Series

Icelock L-544400 Socket Adapter

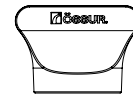
The L-544400 Socket Adapter is the common base for the Icelock 544 Series Kits.

L-544400 is installed in a single seamless lamination and brings up quality and consistency in the overall manufacturing of the socket.

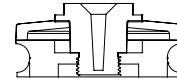
After installation, any of the Icelock 544 series valve plates will fit using only a 4mm hex key and Icelock 544 Wrench.

L-544400 SOCKET ADAPTER INCLUDES

- Aluminium socket adapter
- Lamination dummies and wrench



Wrench Tool



Adapter with Fabrication Components

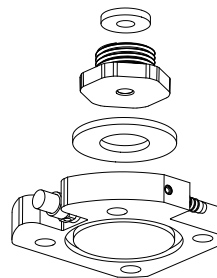
Part#	Description	Ratings	Weight	Build height
L-544400	Icelock 544 Socket Adapter	136kg	98 g	16 mm

Icelock 544 Series Valve Plates and Connectors

Valve plates are available separate, without the socket adapter. To the right is an exploded example view of the components supplied with these Plates. All the necessary seals, check valves and housings are supplied with each plate/adapter.

PARTS INCLUDED WITH ICELOCK 544 PLATES

- Small Seal
- Large Seal
- Housing



Small Seal

Housing

Large Seal

L-544xx
(L-544511 Shown)

Icelock® 544 Series

Icelock 544 Series Valve Plates and Connectors

Part#	Description	Release button	Barb connector	Recommended Use	Colour	Weight	Build height
L-544511	Icelock 544 Unity Plate	Yes	Yes	Unity vacuum system with Iceross Seal-In	Grey	118g	9.5mm
L-544521	Icelock 544 Expulsion Plate	Yes		Iceross Seal-In Expulsion	Orange	118g	9.5mm
L-544520	Icelock 544 Expulsion only			Sleeve Expulsion (Needs L-544400)	Black	6g	0

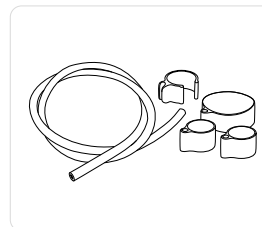
Accessories and Spare Parts for Icelock 544 Series

The spare parts kit contains everything you need to replace things that wear out or get lost.

PARTS INCLUDED IN THE ICELOCK 544 SERIES SPARE PARTS KIT

- 4 Small Duckbill Valves
- 2 Large Duckbill Valves
- 2 Small Seals
- 2 Large Seals
- Unity Tubing
- O-Rings
- M6 x 25mm Screws

Part#	Description
L-544010	Icelock 544 Series Spare Parts Kit
UTF0006	Unity TF Tube Kit



Icelock® 544 Series

Tools

+PLUSERIES DISPENSER

Part#	Description
FSX80016	+Pluseries 215 ml Dispenser



+PLUSERIES ADHESIVE

Part#	Description
FSX80015	+Pluseries Adhesive 215 ml - Composite 1 Minute
FSX80017	+Pluseries Mixing Nozzle Includes: 6 Mixing Nozzles



Icelock® 562 Hybrid



The Icelock 562 Hybrid is a lock for lower limb amputees of all activity levels, providing superior function by combining the benefits of locking suspension with the benefits of vacuum suspension.

Users can benefit from reduced pistoning and improved rotational control from Seal-In, yet keeping the mechanical connection they are used to with its perceptible feedback.

THE LOCK FEATURES:

- Option to change easily between locking suspension only, Seal-In expulsion/vacuum only or combining these suspension mechanisms at the same time
- Low build height (with male pyramid integrated)
- Weatherproof
- Unity compatible
- Direct Socket compatible

The lock should be used with the Seal-In X Locking liner, movable seal-rings and an airtight socket.

Combine Seal-In Technology with Unity vacuum system for stabilisation of volume fluctuations and comfortable socket fit throughout the day.



Part#	Description	Ratings	Build Height	Weight
L-562000	Icelock 562 Hybrid for Unity	166kg	12mm	164g
L-562500	Icelock 562 Hybrid for passive expulsion	166kg	12mm	164g
L-562400	Icelock 562 Unity for Direct Socket	166kg	12mm	164g
L-562410	Icelock 562 passive Vacuum for Direct Socket	166kg	12mm	164g



Spare Parts for Icelock 562 Hybrid

Part#	Description
L-562100	Fabrication Kit (1 Distal Connector, 1 Fixation Dummy, 1 Manufacturing Dummy 1 & 2, 1 Central Screw, 4 Screws, 4 Spacers, 4 Nails, 1 Aluminum Dummy, 1 Large Square Ring, 1 Large O-ring, 1 Small Square Ring)
L-562200	Lock Kit for Unity (1 Lock Body incl. Release Button & 90° Unity Connector, 1 Pin, 1 Outlet Port, 4 Screws)
L-562210	Lock Kit for passive Vacuum (1 Lock Body incl. Release Button, 1 Pin, 2 Outlet Ports, 4 Screws)
L-562300	Spare Part Kit (4 Expulsion Valves, 4 Bronze Filters, 2 Large Square Rings, 2 Small Square Rings, 2 Large O-Rings, 2 Small O-Rings)
L-562013	Outlet Port (for use of passive vacuum)
L-562014	90° Unity Tube Connector
L-562015	Handle of Release Unit
L-562016	Icelock 562 Attachment Pin

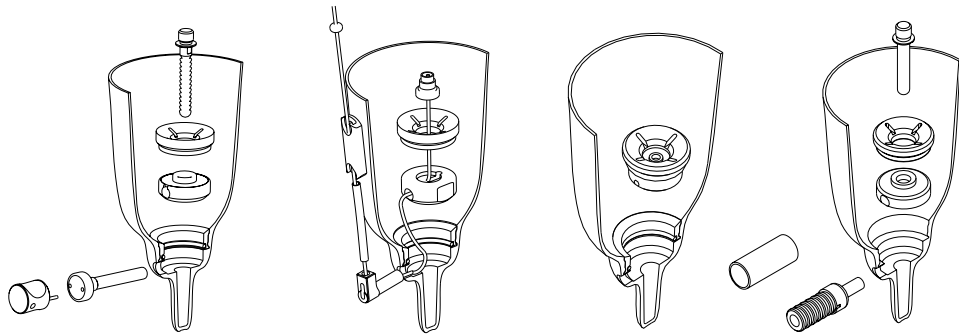
Icelock® 600 Series



- Extremely light-weight and low build height
- Fabrication Tools make the fabrication process very effective
- Very strong and durable
- Socket Adapters rated up to 100kg and 166kg
- Fully Waterproof
- Easily interchangeable
- Removable from the inside of the socket
- All impact levels



Diagram



Icelock Ratchet 621

Icelock Lanyard 631

Icelock Valve 641

Icelock Smooth 651



Double lamination
Choice of Socket Adapter



Single lamination
Icelock Titanium Pyramid 672
Icelock Stainless Steel Pyramid 673



Single lamination
Icelock Alloy 4-Hole 674
Icelock Titanium 4-Hole 675

ICELOCK 600 SERIES

Part#	Description	Build Height	Weight
L-621000	Icelock 621 Ratchet (No Adapter)	15mm	59g
L-631000	Icelock 631 Lanyard (No Adapter)	15mm	49g



Icelock® 600 Series

Part#	Description	Build Height	Weight
L-641000	Icelock 641 Valve (No Adapter)*	15mm	40g



Part#	Description	Build Height	Weight
L-651000	Icelock 651 Smooth (No Adapter)*	15mm	68g



*Use with L-680000 Fabrication Tooling Kit

Part#	Description
L-680000	Icelock 680 Fabrication Tools (Reusable)

Part#	Description
L-621100	Icelock 621 Adaption Kit*
L-631100	Icelock 631 Adaption Kit*
L-641100	Icelock 641 Adaption Kit*
L-651100	Icelock 651 Adaption Kit*



*For use when changing lock type

SPECIALLY DESIGNED PYRAMIDS FOR ICELOCK 600

Part#	Description	Ratings
L-672000	Icelock 672 Titanium Pyramid	166kg



Part#	Description	Ratings
L-673000	Icelock 673 Aluminum w/stainless steel pyramid	100kg



Part#	Description	Ratings
L-674000	Icelock 674 Aluminium 4-Hole	100kg



Part#	Description	Ratings
L-675000	Icelock 675 Titanium 4-Hole	166kg



RELEASE KEY

Part#	Description
L-692016	A tool to tighten and release the release unit (sold separately)



Icelock® 600 Series

Components for Icelock 621

Part#	Description
L-692022	Icelock 600 Fabrication Ring with o-ring and silicone ring
L-693125	O-ring 35 x 2.5 for Fabrication Ring
L-692110	Funnel
L-692027	Release Unit, long
L-192000	Attachment Pin Ratchet, standard w/cap, length 52mm, 13 notches
L-192003	Attachment Pin Ratchet, short w/cap, length 34mm, 7 notches
L-192005	Attachment Pin Ratchet, long w/cap, length 65mm, 17 notches

Components for Icelock 631

Part#	Description
L-692022	Fabrication Ring with o-ring and silicone ring
L-693125	O-ring 35 x 2.5 for Fabrication Ring
L-692025	Bottom Attachment, lanyard
L-692110	Funnel
L-392018	Lanyard Cord with connecting screw
L-393012	Cord Cover 40cm
L-392010	Cleat with cover and rivets
L-392016	Pull Handle
L-392117	Elbow, lanyard

Components for Icelock 641

Part#	Description
L-692022	Fabrication Ring with o-ring and silicone ring
L-693125	O-ring 35 x 2.5 for Fabrication Ring
L-641100	Expulsion Valve/Adaption Kit 641

Icelock® 600 Series

Components for Icelock 651

Part#	Description
L-692022	Fabrication Ring with o-ring and silicone ring
L-692110	Funnel
L-693506	Smooth Pin, 43mm
L-693507	Smooth Pin, standard 53mm
L-693508	Smooth Pin, 63mm
L-693509	Smooth Pin, 75mm
L-692505	Smooth Lock
L-693504	Protective sleeve for push button
L-692501	Release Unit
L-693502	Push Button
L-693503	Dust Cap

Components for Icelock Titanium Pyramid 672

Part#	Description
L-692142	Pyramid Cap
L-692032	Pyramid Bolt with o-ring
L-693127	O-ring 8 x 2 for Pyramid Bolt
L-693115	Silicone Ring

Components for Icelock Stainless Steel Pyramid 673

Part#	Description
L-692142	Pyramid Cap
L-692032	Pyramid Bolt with o-ring
L-693127	O-ring 8 x 2 for Pyramid Bolt
L-693115	Silicone Ring

Icelock® 600 Series

Components for Icelock Aluminum 4-hole Adapter 674

Part#	Description
L-293041	Screw M6 x 20mm
L-693115	Silicone Ring

Components for Icelock Titanium 4-hole adapter 675

Part#	Description
L-693120	Screw M6 x 20mm, plus
L-693115	Silicone Ring

Components for Icelock Fabrication Tools 680 (all hardened stainless steel)

Part#	Description
L-692010	Lock Dummy with o-ring
L-693127	O-ring 8 x 2 for Lock Dummy
L-692119	Steel Guide
L-692120	Release Dummy, standard
L-692125	Release Dummy, long
L-692130	Pin Dummy, standard
L-692133	Pin Dummy, short
L-693110	Pin Dummy Bolt
L-692015	Hex Driver with o-ring
L-692017	Cross Driver with o-ring
L-693126	O-ring 4 x 2 for Hex and Cross Drivers

Icelock® 700 Series

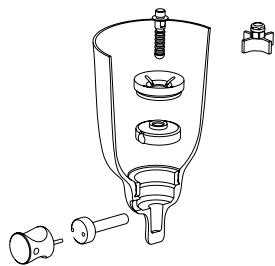


Designed to be used in conjunction with the Iceross Upper X and Iceross Junior liner systems.

- Extremely low build height and compact design
- Light-weight
- Compatible for single or double lamination fabrication method
- Socket adapters rated up to 45kg
- Locking mechanisms are replaceable from inside of the socket
- All impact levels



Diagram



Double lamination
Icelock Ratchet 721



Single lamination
Icelock Stainless Steel Pyramid 772



Single lamination
Icelock Alloy 4-hole 774

Part#	Description	Build Height	Weight
L-721000	Icelock 721 Ratchet, Small (No Adapter)*	13mm	20g*

*Use with L-780000 Fabrication Tooling Kit

Part#	Description
L-780000	Icelock fabric tooling kit

SPECIALLY DESIGNED PYRAMIDS FOR ICELOCK 700


Part#	Description	Ratings
L-772000	Icelock 772 Pyramid TI	45kg

Part#	Description	Ratings
L-773000	Icelock 773 Stainless Pyramid	45kg

Part#	Description	Ratings
L-774000	Icelock 774 Aluminium 4-Hole	45kg

RELEASE KEY

Part#	Description
L-792016	A tool to tighten and release the release unit (sold separately)



Icelock® 700 Series

Components for Ratchet Lock 721

Part#	Description
L-792020	Ratchet Lock without Adapter, small
L-792110	Funnel, small
L-792150	Fabrication Ring, small
L-792027	Release Unit, small
L-792031	Pin Adapter* M10-M6
L-792000	Attachment Pin Ratchet, 32mm
L-792005	Attachment Pin Ratchet, 56mm
L-793112	Silicone Seal, small

*Pin adapter 700 series to adult liner

Components for Fabrication (Hardened Stainless Steel)

Part#	Description
L-792119	Steel Guide, small
L-792120	Release Dummy, small
L-792130	Pin Dummy, small
L-692015	Hex Driver with o-ring
L-792017	Cross Driver with o-ring, small

Icelock® 850 Hybrid



The Icelock 850 Hybrid is a lock for prosthetic users of all activity levels, providing superior function by combining the benefits of locking suspension with the benefits of vacuum suspension. The Quick Connect design allows for donning while seated and simple release with the push of a button.

Users can benefit from the reduced pistoning and improved rotational control of Seal-In while keeping the mechanical connection.

THE LOCK FEATURES:

- Option to change easily between locking suspension only, Seal-In only or combining these suspensions mechanisms at the same time.
- Simple release from liner with Quick Connect
- Waterproof*
- Unity compatible
- Compatible with Direct Socket, 4-hole lamination sockets and laminated sockets

For a Hybrid suspension system the lock should be used with the Seal-In X Locking TF liner, Icelock Expulsion Valve or Unity Expulsion valve, movable seal-rings and airtight socket. The lock can be used with any other Ossur pin liner for a locking suspension system.

Combine Seal-In Technology with Unity vacuum system for stabilisation of volume fluctuations and comfortable socket fit throughout the day.

* The locks are fully Waterproof, however the Direct Socket is rated Weatherproof so that combination will be Weatherproof.



OSSUR ICELOCK®
SERIES

Ordering Information

ICELOCK 850 HYBRID

Part#	Description	Ratings	Build Height	Weight
L-850001**	Icelock 850 Hybrid for Direct Socket	166kg	19mm	151g
L-850002	Icelock 850 Hybrid for 4-hole lamination	166kg	19mm	151g
L-850003	Icelock 850 Hybrid for Laminated Sockets	N/A	N/A*	77g



* Build height varies between socket fabrication method and offset built into socket.

** Lock itself is waterproof however Direct Socket is weatherproof.

Icelock® 850 Hybrid

Ordering Information

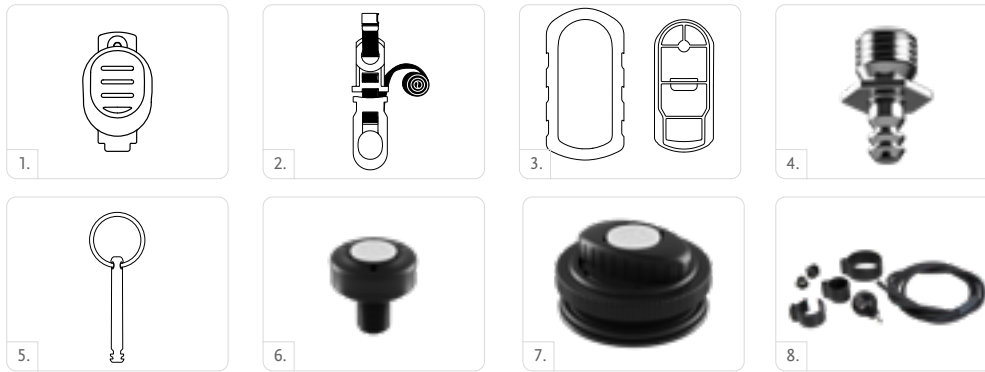
SPARE PARTS FOR ICELOCK 850 HYBRID

Picture	Part#	Description
1.	L-850106	Latch Lock Replacement Kit (includes 1 slider button with screw)
2.	L-850107	Routing Assembly Replacement Kit for L-850001 and L-850003 (includes 1 pre-assembled Quick Connect with strap, 1 routing insert and 1 latch)
2.	L-850108	Routing Assembly Replacement Kit for L-850002 (includes 1 pre-assembled Quick Connect with strap, 1 routing insert and 1 latch)
3.	L-850109	Replacement Latch Housing Kit (includes 1 latch housing and 1 latch housing frame)
4.	L-850313	Icelock 850 Attachment Pin
5.	L-850317	Quick Connect retrieval tool

EXPULSION VALVES

Picture	Part#	Description
6.	L-551002	Icelock Expulsion Valve 551
7.	L-552000	Icelock Expulsion Valve 552
8.	UTF0001	Unity TF Valve Kit

Note: Expulsion valves need to be ordered separately.



Tools

CROSS DRIVER WITH O-RING

Part#	Description
L-692017	Cross Driver with o-ring

+PLUSERIES DISPENSER

Part#	Description
FSX80016	+Pluseries 215 ml Dispenser



+PLUSERIES ADHESIVE

Part#	Description
FSX80015	+Pluseries Adhesive 215 ml - Composite 1 Minute
FSX80017	+Pluseries Mixing Nozzle Includes: 6 Mixing Nozzles



Össur Feet



BALANCE™ FOOT S
PAGE 114



BALANCE™ FOOT S TORSION
PAGE 118



PROPRIO FOOT®
PAGE 122



PRO-FLEX® PIVOT
PAGE 127



PRO-FLEX® ST
PAGE 132



PRO-FLEX® MODULAR
PAGE 137



PRO-FLEX® LP
PAGE 141



PRO-FLEX® LP TORSION
PAGE 146



PRO-FLEX® LP ALIGN
PAGE 150



PRO-FLEX® XC
PAGE 154



PRO-FLEX® XC TORSION
PAGE 159



PRO-FLEX® TERRA
PAGE 164



VARI-FLEX®
PAGE 169



LP VARI-FLEX®
PAGE 179



RE-FLEX ROTATE™
PAGE 185



RE-FLEX SHOCK™
PAGE 193



CHEETAH® XPLORE
PAGE 201



FLEX-FOOT BALANCE®
WITH D/P FLEXION™
PAGE 205



FLEX-FOOT® BALANCE
PAGE 209



BALANCE™ FOOT J
PAGE 213



FLEX-FOOT ASSURE®
PAGE 218



FLEX-SYMES™
PAGE 224

Characteristics

FULL LENGTH TOE LEVER

The full-length keel/toe lever matches the length of the sound foot, giving a smoother, symmetrical gait.



FULL LENGTH TOE LEVER

ACTIVE TIBIAL PROGRESSION

Vertical forces generated at heel contact are initially absorbed and translated into forward motion described as Active Tibial progression.



ACTIVE TIBIAL PROGRESSION

VERTICAL SHOCK PYLON

The vertical shock pylon reduces trauma to the residual limb, joints and lower back during daily activities. Benefits: Protection of joints, the spine and residual limb by reduction of the shock loading.



VERTICAL SHOCK PYLON

ROTATION

The ability of the foot to absorb rotational forces allows the user to walk with a more natural gait without increasing the shear forces on the residual limb.



ROTATION

HEEL HEIGHT ADJUSTABILITY

Heel height can be adjusted to various types of shoes.



HEEL HEIGHT ADJUSTABILITY

MULTI-AXIAL GROUND COMPLIANCE

Multi-axial compliance of the foot provides improved ground contact during ambulation on uneven surfaces.



MULTI-AXIAL GROUND COMPLIANCE

ANKLE POWER

Ankle power is generated by the foot deformation and the blades energy storage-and-return capabilities when the foot transitions from mid to late stance until terminal stance to toe-off.



ANKLE POWER

PIVOT TECHNOLOGY

The pivot technology mimics the human ankle joint through connection of the blades around the physiological center of rotation.



PIVOT TECHNOLOGY

ANATOMICAL FOOT

The full effective foot length, in combination with the big toe and sandal toe matches the length and shape of the sound foot. The lightweight anatomical foot cover features a steadygrip sole for barefoot stability on wet or slick surfaces, and a sandalclamping toe for a range of footwear including flip flops.



ANATOMICAL FOOT

SPLIT TOE

A split toe feature allows the foot to adjust to the surface.



SPLIT TOE

Össur Feet

Characteristics

USER REMOVABLE FOOT COVER

An easy-to-use snap-on foot cover gives users the ability to quickly remove the cover for cleaning. The foot cover features internal grooves that allow water to drain through an opening at the back. Additionally, the sole has a textured and grooved surface to provide extra grip on wet surfaces.



USER REMOVABLE FOOT COVER

PRE-LOAD TECHNOLOGY

The foot's top blade is compressed during assembly, giving the foot a pre-load equal to more than 30% of the user's weight. The pre-compression, in combination with the moving contact point of the top blade, enables an exceptional range of great performance.



PRE-LOAD TECHNOLOGY

SANDAL TOE

Narrow, anatomically correct foot cover for use with a sandal toe shoe.

Benefits: More anatomical look for increased visual appeal and more functional compatibility with sandal shoes.



SANDAL TOE

HYDRAULIC DORSIFLEXION

The hydraulic dorsiflexion and plantarflexion provides the user with toe clearance in swing phase.



HYDRAULIC FLEXION

Unity® Vacuum Suspension System

Introduction

Building on renowned Iceross Seal-In technology, Össur designers and engineers have developed a form of advanced vacuum suspension that is also compatible with Flex-Foot technology.

The design challenge was to apply elevated vacuum with a Seal-In liner, using a simple pump mechanism which had minimal impact on the function of the foot. By applying vacuum where it is needed – around the distal part of the limb – Unity helps to stabilize volume while creating highly effective and sleeveless vacuum suspension.

Without a sleeve, range-of-motion is not restricted and vacuum can be released quickly and easily at the touch of a button. The design also minimises the risk of proximal vacuum leakage and the puncture issues associated with more traditional 'sleeve' vacuum methods.

Key Advantages

Unity offers the security and freedom of vacuum suspension, but without the sensation and restrictions of a sleeve. This advanced system from Össur effectively addresses volume fluctuation and is compatible with Flex-Foot technology.

- No sleeve required: Greater mobility and user acceptance
- Distal vacuum: Effective volume stabilization
- Simple design: Quick and easy to achieve/release vacuum
- Independent pump: Shock function uncompromised

Main Applications

Unity is available for a host of feet, which together suit a wide spectrum of users. Transfemoral users can enjoy Unity as well as transtibial, since tube finishing options for Össur knees are available. Iceross Seal-In® X TF was designed to allow for optional seal placement and hold up to the strong vacuum created by Unity.

Balance™ Foot S



Balance Foot S is a lightweight, waterproof foot specifically designed to meet the needs of low active walkers. For these users, the cushioning heel foam with gradual stiffening and wide sole blade provides enhanced stability perception and the perception of a smooth rollover.

The anatomical foot cover features a steady-grip sole and a sandal clamping toe, for the opportunity to wear different types of footwear.

Össur recommends using Balance Foot S in conjunction with the sleeveless elevated vacuum suspension system Unity®, which adds minimal weight and no build height, and does not interfere with Balance Foot S dynamics. Unity is designed to provide secure suspension in combination with Icross Seal-In® technology, while stabilising volume fluctuations and maintaining comfortable socket fit throughout the day.



User information	
Amputation Level:	Transfemoral and Transtibial
Impact Level:	Low
Maximum Patient Weight:	147kg

Unity System Information	
Maximum Vacuum:	-24inHg (-609mmHg)
Normal Operating Pressure:	-15-23 inHg
Added System Weight:	130g w/ Pump, Socket Valve and Tube

Foot information	
Categories:	1-8
Size:	22-30
Weight of Foot: (Size 27, cat5)	622g w/ Foot Cover and Sock
Build Height: (Size 27)	126mm w/ Male Pyramid and Foot Cover
Heel Height:	10mm
Adapter Options:	Male Pyramid



FULL LENGTH TOE LEVER



MULTI-AXIAL GROUND COMPLIANCE



SPLIT TOE



SANDAL TOE

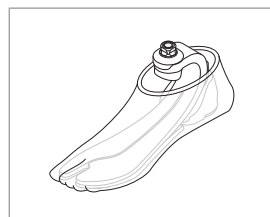


WATERPROOF

*weatherproof when paired with Unity

Ordering Information

FOR COMPLETE FOOT



Balance™ Foot S

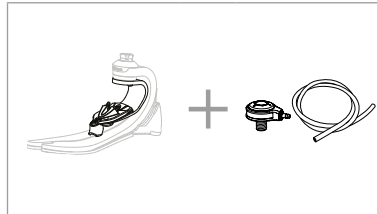
Ordering Information

Please select the appropriate Unity Pump Module kit according to foot module size when placing an order and Unity will come preassembled on the foot.

For extra convenience and system compatibility, Unity Valve Kits are highly recommended as a means of connecting to the socket.

For liner selection charts and item numbers please refer to the appropriate Iceross Seal-In page.

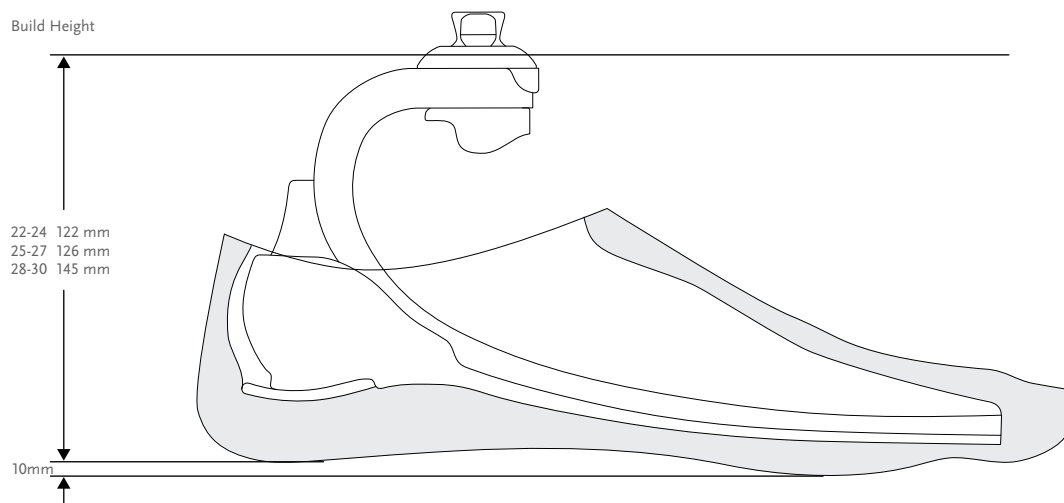
FOR COMPLETE FOOT WITH UNITY



Category Selection Chart

Weight kg	45-52	53-59	60-68	69-77	78-88	89-100	101-116	117-130	131-147
Low Impact Category									
Size 22-24	1	1	2	3	4	5	N/A	N/A	N/A
Size 25-27	1	1	2	3	4	5	6	7	8
Size 28-30	3	3	3	3	4	5	6	7	8

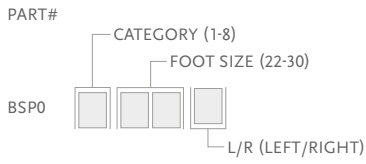
Clearance



Balance™ Foot S

Kits

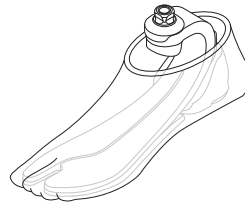
BALANCE FOOT S WITH MALE PYRAMID



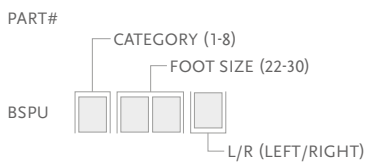
Includes:

- Foot Module
- Removable Foot Cover* with a black Spectra Sock

*When ordering brown covers, add "BR" to the end of the part number.



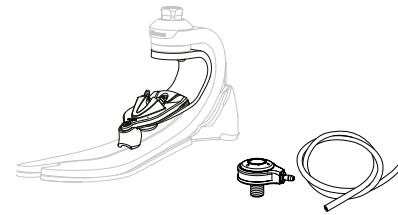
BALANCE FOOT AND UNITY PUMP



Includes:

- Foot Module
- Removable Foot Cover* with a black Spectra Sock
- Unity Pump

*Note: Unity pump will come preassembled on the foot. Valve kit needs to be ordered separately.



Unity

Picture	Part#	Description	Applicable Foot Kits
1	UBS0024	Unity Pump S22-24	Balance Foot S & Balance Foot S Torsion Size 22-24
1	UBS0027	Unity Pump S25-27	Balance Foot S & Balance Foot S Torsion Size 25-27
1	UBS0030	Unity Pump S28-30	Balance Foot S & Balance Foot S Torsion Size 28-30
2	UTT0001	Unity TT Valve Kit	All
3	UTF0001	Unity TF Valve Kit	All
4	UTF0006	Unity TF Tube Kit	All
5	L-544611	Icelock 544 Unity Kit	All



Balance™ Foot S

Unity Spare Components

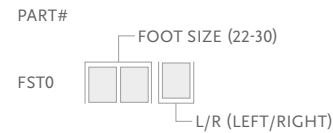
Part#	Description
UBS00021	Unity BS Components 22-30

Includes:

- Outlet Port
- Inlet Port
- Duckbill Valves
- Tube
- Tube Clamp
- Loctite

Cosmetic Finishing

FOOT COVER KIT, BEIGE AND BROWN*



Includes:

- Foot Cover*
- Foot Cover Attachment
- Black Spectra Sock

*For brown foot cover please add a "BR" suffix to the part number.

FLEX-FOOT SOCKS

Used to cover the composite foot module to protect the foot and eliminate noise between foot module and foot shell.

Part#	Description	Size	Colour
FCX63022	FF Sock Small 1 pc	22-25	Black
FCX63025	FF Sock Large 1 pc	26-30	Black
FCX63022-15	FF Sock Small 15 pcs	22-25	Black
FCX63026-15	FF Sock Large 15 pcs	26-30	Black



Balance™ Foot S Torsion



Balance Foot S Torsion is a lightweight, waterproof foot specifically designed to meet the needs of low active walkers. For these users, the cushioning heel foam with gradual stiffening and wide sole blade provides enhanced stability perception and the perception of a smooth rollover. The torsion shock unit offers valuable shock absorption and helps to restore lost rotational capabilities.

The anatomical foot cover features a steady-grip sole and a sandal clamping toe, for the opportunity to wear different types of footwear.

Össur recommends using Balance Foot S Torsion in conjunction with the sleeveless elevated vacuum suspension system Unity®, which adds minimal weight and no build height, and does not interfere with Balance Foot S dynamics. Unity is designed to provide secure suspension in combination with Iceross Seal-In® technology, while stabilising volume fluctuations and maintaining comfortable socket fit throughout the day.



User information	
Amputation Level:	Transfemoral and Transtibial
Impact Level:	Low
Maximum Patient Weight:	147kg

Unity System Information	
Maximum Vacuum:	-24inHg (-609mmHg)
Normal Operating Pressure:	-15-23 inHg
Added System Weight:	130g w/ Pump, Socket Valve and Tube

Foot information	
Categories:	1-8
Size:	22-30
Weight of Foot: (Size 27, cat5)	996g w/ Foot Cover and Sock
Build Height: (Size 27)	204 mm w/ Male Pyramid and Foot Cover
Heel Height:	10mm
Adapter Options:	Male Pyramid



FULL LENGTH TOE LEVER



MULTI-AXIAL GROUND COMPLIANCE



SPLIT TOE



VERTICAL SHOCK PYLON



SANDAL TOE



WATERPROOF

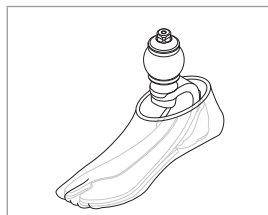


ROTATION

*weatherproof when paired with Unity

Ordering Information

FOR COMPLETE FOOT



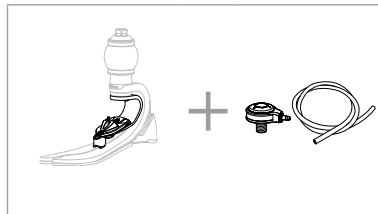
Balance™ Foot S Torsion

Ordering Information

Please select the appropriate Unity Pump Module kit according to foot module size when placing an order and Unity will come preassembled on the foot.

For extra convenience and system compatibility, Unity Valve Kits are highly recommended as a means of connecting to the socket. For liner selection charts and item numbers please refer to the appropriate Icross Seal-In page.

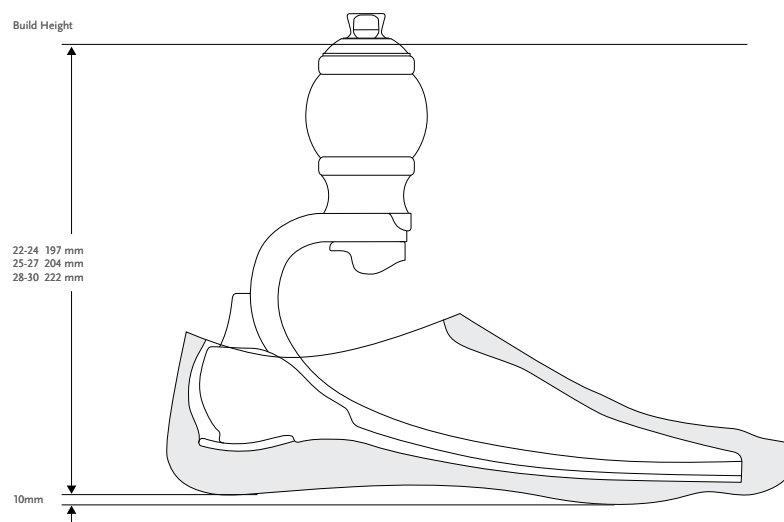
FOR COMPLETE FOOT WITH UNITY



Category Selection Chart

Weight kg	45-52	53-59	60-68	69-77	78-88	89-100	101-116	117-130	131-147
Low Impact Category									
Size 22-24	1	1	2	3	4	5	N/A	N/A	N/A
Size 25-27	1	1	2	3	4	5	6	7	8
Size 28-30	3	3	3	3	4	5	6	7	8

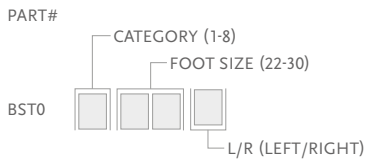
Clearance



Balance™ Foot S Torsion

Kits

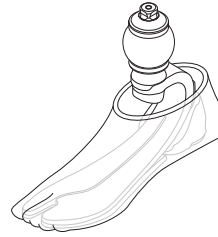
BALANCE FOOT S TORSION WITH MALE PYRAMID



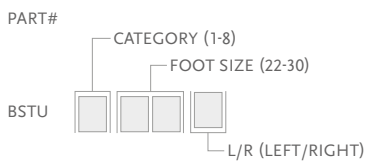
Includes:

- Foot Module
- Removable Foot Cover* with a black Spectra Sock

*When ordering brown covers, add "BR" to the end of the part number.



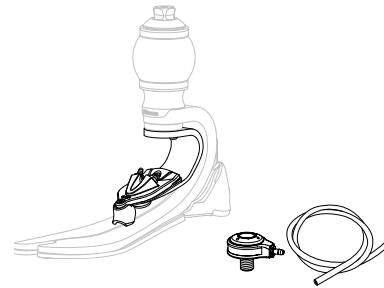
BALANCE FOOT AND UNITY PUMP



Includes:

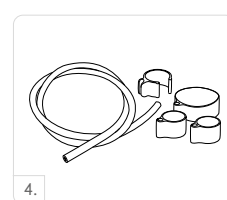
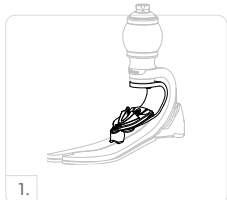
- Foot Module
- Removable Foot Cover* with a black Spectra Sock
- Unity Pump

*Note: Unity pump will come preassembled on the foot. Valve kit needs to be ordered separately.



Unity

Picture	Part#	Description	Applicable Foot Kits
1	UBS0024	Unity Pump S22-24	Balance Foot S & Balance Foot S Torsion Size 22-24
1	UBS0027	Unity Pump S25-27	Balance Foot S & Balance Foot S Torsion Size 25-27
1	UBS0030	Unity Pump S28-30	Balance Foot S & Balance Foot S Torsion Size 28-30
2	UTT0001	Unity TT Valve Kit	All
3	UTF0001	Unity TF Valve Kit	All
4	UTF0006	Unity TF Tube Kit	All
5	L-544611	Icelock 544 Unity Kit	All



Balance™ Foot S Torsion

Unity Spare Components

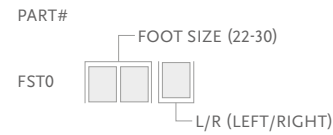
Part#	Description
UBS0021	Unity BFS Components 22-30

Includes:

- Outlet Port
- Inlet Port
- Duckbill Valves
- Tube
- Tube Clamp
- Loctite

Cosmetic Finishing

FOOT COVER KIT, BEIGE AND BROWN*



Includes:

- Foot Cover*
- Foot Cover Attachment
- Black Spectra Sock

*For brown foot cover please add a "BR" suffix to the part number.

FLEX-FOOT SOCKS

Used to cover the composite foot module to protect the foot and eliminate noise between foot module and foot shell.

Part#	Description	Size	Colour
FCX63022	FF Sock Small 1 pc	22-25	Black
FCX63025	FF Sock Large 1 pc	26-30	Black
FCX63022-15	FF Sock Small 15 pcs	22-25	Black
FCX63026-15	FF Sock Large 15 pcs	26-30	Black





Proprio Foot is an adaptive microprocessor-controlled ankle for low to moderately active people with an amputation, designed to improve safety by increasing toe clearance in swing phase and adapting to changing terrain. Proprio Foot is fully waterproof in salt and fresh water (excluding chlorinated water). Proprio Foot redefines what is expected from a microprocessor-controlled ankle, truly delivering the freedom to move naturally with safety and stability. Let your patients experience a new level of mobility.

Össur recommends using Proprio Foot in conjunction with the sleeveless vacuum suspension system Unity®, which adds minimal weight and no extra build height, and does not interfere with Proprio Foot dynamics. Unity is designed to provide secure suspension in combination with Iceross Seal-In® technology, while stabilising volume fluctuations and maintaining comfortable socket fit throughout the day.

Key Features

- Increased toe clearance in swing
- Automatic terrain adaptation on level-ground, ramps and stairs
- Dynamic carbon foot blade with roll-over characteristics
- Relax-mode for comfortable sitting and chair-exit-mode for easier sit transfers
- Integrated battery
- Waterproof in salt and fresh water (excluding chlorinated water)
- Accompanying Össur Logic app for iOS devices provides:
 - Simple practitioner setup and adjustments, and printable user activity reports
 - User adjustable ankle alignment for changing footwear
 - Selection of user preferences and monitoring of step count and battery charge level



User Information	
Amputation Level:	Transtibial and Transfemoral
Impact Level:	Low to Moderate
Maximum Patient Weight:	125kg

Foot Information	
Categories:	1-8
Size:	22-30
Weight of Foot (Size 27, Cat. 5):	1.5 kg incl. Foot Cover
Heel Height Adjustability:	Up to 50mm
Build Height (Size 27, Cat. 5):	180 mm



SANDAL TOE



HEEL HEIGHT ADJUSTABILITY



SPLIT TOE



ANATOMICAL FOOT



WATERPROOF

Unity System Information	
Unity Size:	25-30
Maximum Vacuum:	24inHg(610mmHg)
Normal Operating Pressure:	-15 to -23 inHg
Added System Weight:	Approximately 88g w/ Pump, Socket Valve and Tube

Proprio Foot®

Ordering Information

Category Selection Guide

Weight kg	45-52	53-59	60-68	69-77	78-88	89-100	101-116	117-125
Low Impact Level	1	1	2	3	4	5	6	7
Moderate Impact Level	1	2	3	4	5	6	7	8

Selection Chart for Product Variants

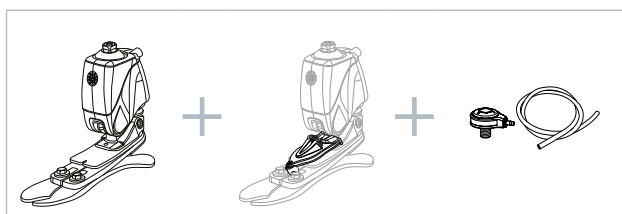
Category	1	2	3	4	5	6	7	8
Size 22	FSF Foot Cover No Unity available					N/A		
Size 23								
Size 24								
Size 25	FST Foot Cover Unity available							
Size 26								
Size 27								
Size 28								N/A
Size 29								
Size 30								

FOR COMPLETE FOOT



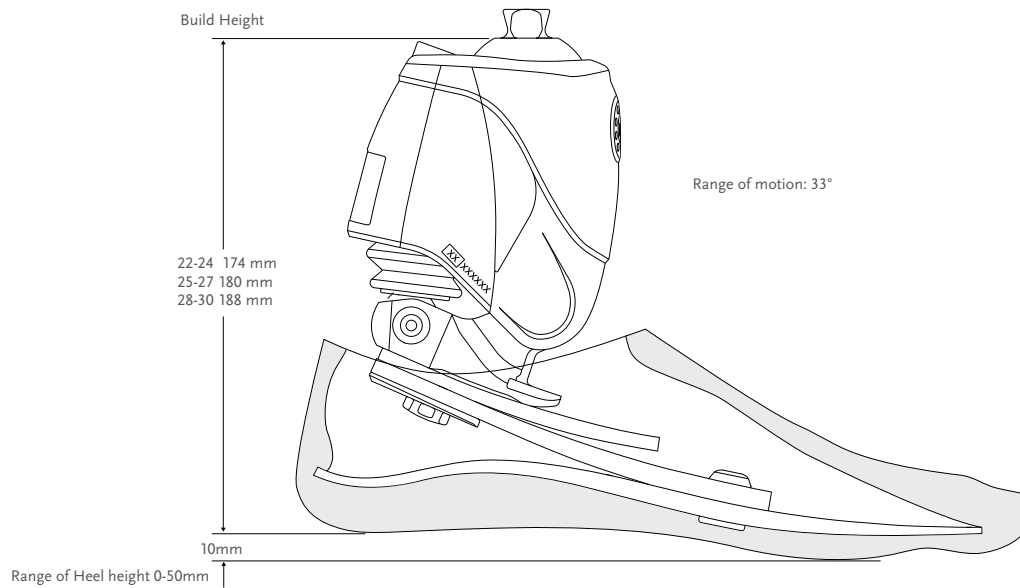
Unity can be ordered with PROPRIO FOOT in sizes 25 and above. Please select the appropriate Unity Pump Module kit according to foot module size when placing an order and Unity will come preassembled on the foot. For extra convenience and system compatibility, Unity Valve Kits are highly recommended as a means of connecting to the socket.

FOR COMPLETE FOOT WITH UNITY



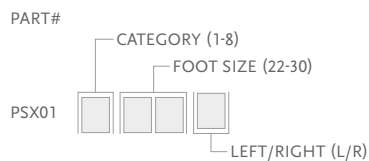
Proprio Foot®

Clearance



Kits

PROPRIO FOOT



Includes:

- Removable Foot Cover with Black Spectra Sock
- Power Supply w/Plug

*For PROPRIO FOOT with brown foot cover add a "BR" suffix to the part number.

Components

Part#	Description
CME50110	Power Supply Kit



Dual Charger Kit

The Dual Charger Kit is an optional kit that allows for simultaneous charging of any two combinations of Rheo Knee, Rheo Knee XC and Proprio Foot.

POWER SUPPLY

Part#	Description
CME10110	Power Supply and Cable Attachment

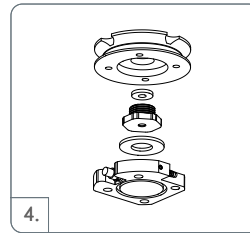
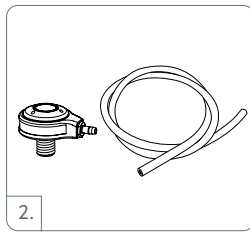
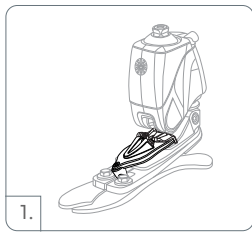


Proprio Foot®

Unity

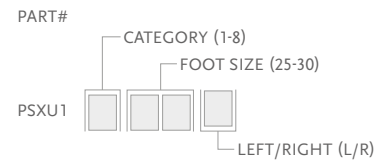
UNITY KITS

Picture	Part#	Description	Applicable Foot Kits
1	UPS0530	Unity for PROPRIO FOOT Small	Size 25-27 / Cat. 1-5
1	UPS0630	Unity for PROPRIO FOOT Large	Size 25-27 / Cat. 6-8 & Size 28-30 / Cat. 1-8
2	UTT0001	Unity TT Valve Kit	All
3	UTF0001	Unity TF Valve Kit	All
4	L-544611	Icelock 544 Kit	All



Foots Kits with Unity

PROPRIO FOOT WITH UNITY



Includes:

- Removable Foot Cover with Black Spectra Sock*
- Unity Pump
- Power Supply w/Plug

**For Proprio Foot with brown foot cover add a "BR" suffix to the part number.

Note: Unity pump will come preassembled on the foot. Valve kit needs to be ordered separately.

Unity Spare Components

Part#	Description
UPS00024	Unity PSX components for all sizes

Includes:

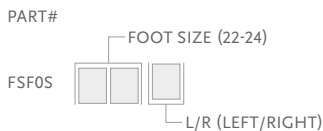
- Outlet Port
- Inlet Port
- Check Valves
- Unity Tube
- Unity Tube Clamp
- Loctite 243

Proprio Foot®

Replacement Parts

Please refer to "Selection Chart for Product Variants" table for selection of foot covers

FSF - FOOT COVER KIT, BEIGE AND BROWN*



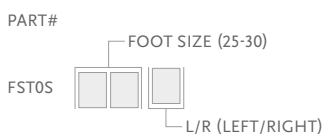
Includes:

- Foot Cover
- Black Spectra Sock

*For brown foot cover please add a "BR" suffix to the part number.



FST - FOOT COVER KIT, BEIGE AND BROWN*



Includes:

- Foot Cover
- Foot Cover Attachment
- Black Spectra Sock

*For brown foot cover please add a "BR" suffix to the part number.



SPECTRA SOCKS

Used to cover the composite foot module to protect the foot and eliminate noise between foot module and foot shell.

Part#	Description	Size	Colour
FCX64022	Spectra Sock Small 1 pc	22-25	Black
FCX64026	Spectra Sock Large 1 pc	26-30	Black



Extended Warranty

PROPRIO FOOT KIT EXTENDED WARRANTY*

Part#	Description
PSXGE1Y	1 Year Extended Warranty
PSXGE2Y	2 Year Extended Warranty
PSXGE3Y	3 Year Extended Warranty

* Initial PROPRIO FOOT limited warranty period: 3 years. Extended warranty is available for purchase, contact Össur Customer Care for options and prices. Maximum total warranty period is 6 years, must be purchased within one year of original purchase date.

Pro-Flex® Pivot

UNITY®
COMPATIBLE



Combining an incredible 27° ankle motion and significantly greater ankle power than a conventional carbon fiber foot, Pro-Flex Pivot has been developed specifically to enhance protection of the sound side. It closely mimics regular biomechanics, delivering a proven 13% reduction in load on the contralateral limb. *

- 27° ankle motion
- Helps reduce load on contralateral limb by 13%
- Innovative pivot mechanism
- Aesthetically pleasing, anatomical foot cover

Össur recommends using Pro-Flex Pivot in conjunction with the sleeveless vacuum suspension system Unity®, which adds minimal weight and no extra build height, and does not interfere with Pro-Flex Pivot dynamics. Unity is designed to provide secure suspension in combination with Iceross Seal-In® technology, while stabilising volume fluctuations and maintaining comfortable socket fit throughout the day.



User Information	
Amputation Level:	Transfemoral and Transtibial
Impact Level:	Low to Moderate
Maximum Patient Weight:	125 kg

Unity System Information	
Maximum Vacuum:	24inHg(610mmHg)
Normal Operating Pressure:	-15inHg to -23inHg
Added System Weight:	75g w/ Pump, Socket Valve and Tube

Foot information	
Categories:	1-7
Sizes:	22-30
Weight of Foot: (Size 27, Cat. 5)	920g w/ Foot Cover
Build Height: (Size 27)	155mm
Heel Height:	10mm
Adapter Options:	Male Pyramid



WEATHERPROOF



ANATOMICAL
FOOT



SANDAL TOE



PIVOT
TECHNOLOGY



SPLIT TOE



ANKLE POWER

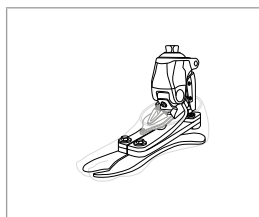
* Heitzmann DW, Salami F, De Asha AR, Block J, Putz C, Wolf SI, Alimusaj M. Benefits of an increased prosthetic ankle range of motion for individuals OR users with transfemoral and transtibial amputation walking with a new prosthetic foot. Gait & posture. 2018 Jul 1;64:174-80 .



Pro-Flex® Pivot

Ordering Information

FOR COMPLETE FOOT



Please select the appropriate Unity Pump Module kit according to foot module size when placing an order and Unity will come preassembled on the foot. For extra convenience and system compatibility, Unity Valve Kits are highly recommended as a means of connecting to the socket.

For liner selection charts and item numbers please refer to the appropriate Icross Seal-In page.

FOR COMPLETE FOOT WITH UNITY

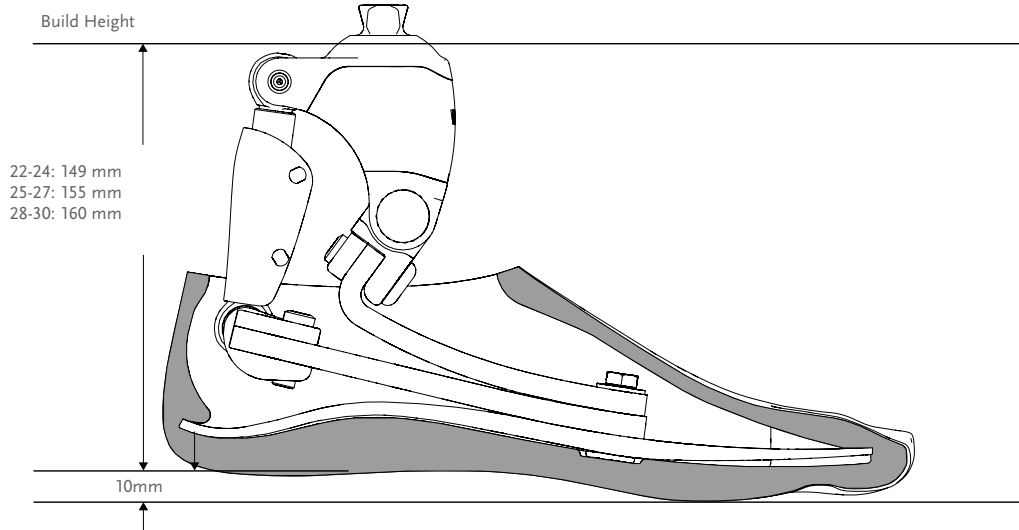


Category Selection Chart

Weight kg	45-52	53-59	60-68	69-77	78-88	89-100	101-116	117-125
Low Impact Category								
Sizes 22	1	1	2	3	4	N/A	N/A	N/A
Sizes 23-24	1	1	2	3	4	5	N/A	N/A
Sizes 25-26	2	2	2	3	4	5	6	7
Sizes 27-28	N/A	N/A	N/A	3	4	5	6	7
Sizes 29-30	N/A	N/A	N/A	N/A	4	5	6	7
Moderate Impact Category								
Sizes 22	1	2	3	4	N/A	N/A	N/A	N/A
Sizes 23-24	1	2	3	4	5	N/A	N/A	N/A
Sizes 25-26	2	2	3	4	5	6	7	N/A
Sizes 27-28	N/A	N/A	3	4	5	6	7	N/A
Sizes 29-30	N/A	N/A	N/A	4	5	6	7	N/A

Pro-Flex® Pivot

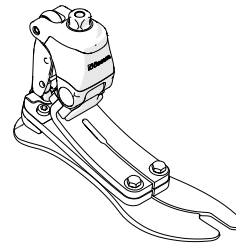
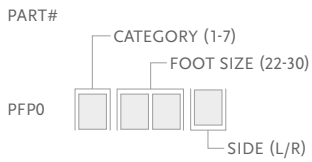
Clearance



*Note: Pro-Flex with Unity has the same build height as Pro-Flex.

Kits

PRO-FLEX



Includes:

- Foot Module
- Removable Foot Cover* with a black Spectra Sock

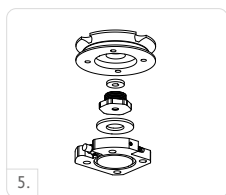
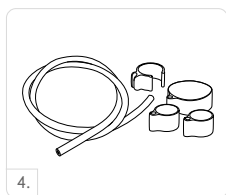
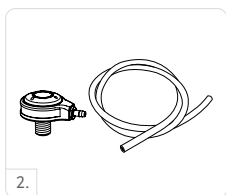
*For Pro-Flex with brown foot cover add a "BR" suffix to the part#.

Pro-Flex® Pivot

Unity

UNITY KITS

Picture	Part#	Description	Applicable Foot Kits
1	UPF0001	PFP Unity Pump S22-30	Pro-Flex Size 22-30
2	UTT0001	Unity TT Valve Kit	All
3	UTF0001	Unity TF Valve Kit	All
4	UTF0006	Unity TF Tube Kit	All
5	L-5446XX	Icelock 544 Kit	All

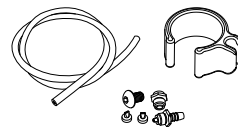


Unity Spare Components

Part#	Description
UPF00011	Unity PFP Components 22-30

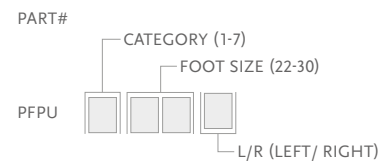
Includes:

- Unity Tube
- Unity Tube Clamp
- Check Valves
- Inlet Port
- Outlet Port
- Loctite



Foot Kits Applicable with Unity

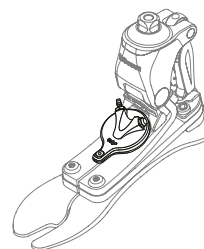
PRO-FLEX PIVOT AND UNITY PUMP



Includes:

- Foot Module
- Removable Foot Cover* with a black Spectra Sock

*For Pro-Flex with brown foot cover add a "BR" suffix to the part# Note: Unity will come preassembled on the foot if ordered with PFP

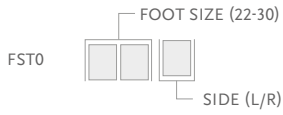


Pro-Flex® Pivot

Cosmetic Finishing

FOOT COVER KIT, BEIGE AND BROWN*

PART#



Includes:

- Footcover
- Footcover Attachment
- Black Spectra Sock

*Note: Please specify when ordering brown covers, add "BR" to the part#.

FLEX-FOOT SOCKS

Used to cover the composite foot module to protect the foot and eliminate noise between foot module and foot shell.

Part#	Description	Size	Colour
FCX63022	FF Sock Small 1 pc	22-25	Black
FCX63025	FF Sock Large 1 pc	26-30	Black
FCX63022-15	FF Sock Small 15 pcs	22-25	Black
FCX63026-15	FF Sock Large 15 pcs	26-30	Black



Pro-Flex® ST



Pro-Flex ST is designed for low to high active users looking for flexibility and confidence to face everyday life activities. This versatile prosthetic foot provides a smooth rollover and controlled push off.

Pro-Flex ST makes it easy to go through the full stride on different terrains thanks to its multifunctional design, combining dynamics and ground compliance. As with all Pro-Flex devices, it features our proprietary 3-blade design with full effective toe lever and an anatomical split toe.

Pro-Flex ST contributes to a more fluid and natural progression from heel strike to toe off than a conventional energy storing and return foot. It has a sleek profile and comes with an aesthetically pleasing, anatomical foot cover and integrated male pyramid. Pro-Flex ST is rated waterproof, which means it is fully resistant to both chlorine and saltwater submersion.

Össur recommends using Pro-Flex ST in conjunction with the sleeveless vacuum suspension system Unity®, which adds minimal weight and no extra build height, and does not interfere with Pro-Flex ST dynamics. Unity is designed to provide secure suspension in combination with Iceross Seal-In® technology, while stabilising volume fluctuations and maintaining comfortable socket fit throughout the day.



User information	
Amputation Level:	Transfemoral and Transtibial
Impact Level:	Low to High
Maximum Patient Weight:	166kg

Foot information	
Categories:	1-9
Size:	22-30
Weight of Foot: (Size 27)	756g w/ Pyramid and Foot Cover
Build Height: (Size 27)	160mm with Pyramid and Foot Cover
Heel Height:	10mm
Adapter Options:	Male Pyramid



ACTIVE TIBIAL PROGRESSION



SPLIT TOE



SANDAL TOE



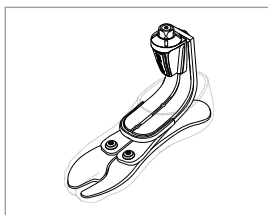
ANATOMICAL FOOT



WATERPROOF

Ordering Information

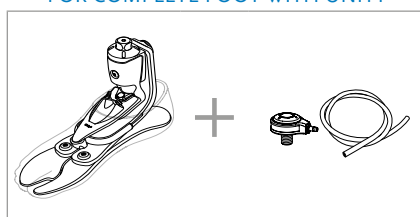
FOR COMPLETE FOOT



Please select the appropriate Unity Pump Module kit according to foot module size when placing an order and Unity will come preassembled on the foot. For extra convenience and system compatibility, Unity Valve Kits are highly recommended as a means of connecting to the socket.

For liner selection charts and item numbers please refer to the appropriate Icross Seal-In page.

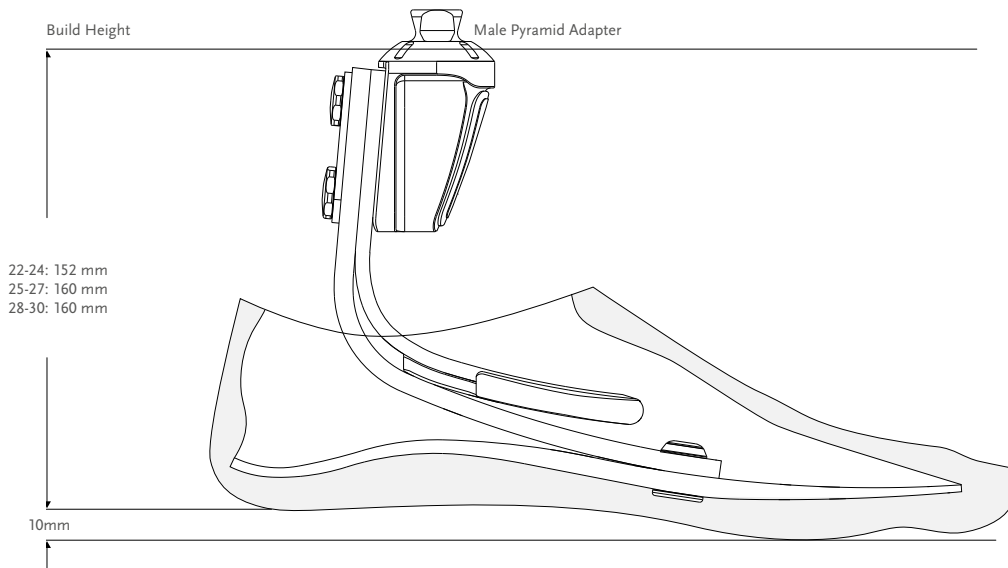
FOR COMPLETE FOOT WITH UNITY



Category Selection Chart

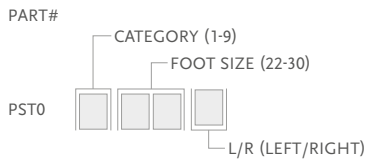
Weight kg	45-52	53-59	60-68	69-77	78-88	89-100	101-116	117-130	131-147	148-166
Low Impact Category										
Sizes 22-24	1	1	2	3	4	5	6	N/A	N/A	N/A
Sizes 25-27	1	1	2	3	4	5	6	7	8	9
Sizes 28-30	3	3	3	3	4	5	6	7	8	9
Moderate Impact Category										
Sizes 22-24	1	2	3	4	5	6	N/A	N/A	N/A	N/A
Sizes 25-27	1	2	3	4	5	6	7	8	9	N/A
Sizes 28-30	3	3	3	4	5	6	7	8	9	N/A
High Impact Category										
Sizes 22-24	2	3	4	5	6	N/A	N/A	N/A	N/A	N/A
Sizes 25-27	2	3	4	5	6	7	8	9	N/A	N/A
Sizes 28-30	3	3	4	5	6	7	8	9	N/A	N/A

Clearance



Kits

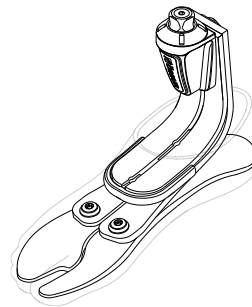
PRO-FLEX ST WITH MALE PYRAMID



Includes:

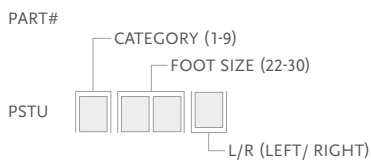
- Foot Module with male pyramid
- Removable Foot Cover* with black Spectra Sock.

*For Pro-Flex ST with brown foot cover add a "BR" suffix to the part#.



Foot Kits with Unity

PRO-FLEX ST WITH MALE PYRAMID AND UNITY PUMP

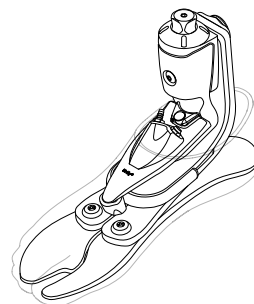


Includes:

- Foot Module
- Removable Foot Cover* with a black Spectra Sock
- Unity Pump

*For Pro-Flex ST with brown foot cover add a "BR" suffix to the part#

Note: Unity pump will come preassembled on the foot. Valve kit needs to be ordered separately.

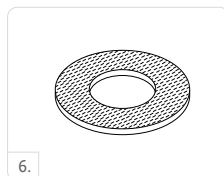
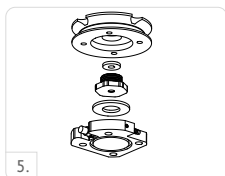
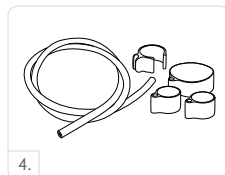


Pro-Flex® ST

Unity

UNITY KITS

Picture	Part#	Description	Applicable Foot Kits
1	UPT0124	PST Unity Pump Size 22-24 / Cat 1	Pro-Flex ST Size 22-24, Cat 1
1	UPT0024	PST Unity Pump Size 22-24 / Cat 2-6	Pro-Flex ST Size 22-24, Cat 2-6
1	UPT0427	PST Unity Pump Size 25-27 / Cat 1-4	Pro-Flex ST Size 25-27, Cat 1-4
1	UPT0027	PST Unity Pump Size 25-27 / Cat 5-9	Pro-Flex ST Size 25-27, Cat 5-9
1	UPT0030	PST Unity Pump Size 28-30	Pro-Flex ST Size 28-30
2	UTT0001	Unity TT Valve Kit	All
3	UTF0001	Unity TF Valve Kit	All
4	UTF0006	Unity TF Tube Kit	All
5	L-5446XX	Icelock 544 Kit Unity	All
6	UTT1103	Unity Valve Air Filter Pack (10 p.)	All



Unity Spare Components

Part#	Description
UPT00021	Unity PST components for all sizes

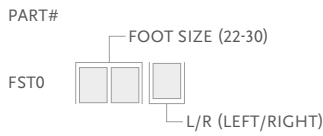
Includes:

- Outlet Port
- Inlet Port
- Check Valves
- Unity Tube
- Unity Tube Clamp
- Loctite 243

Pro-Flex® ST

Cosmetic Finishing

FOOT COVER KIT, BEIGE AND BROWN*



Includes:

- Foot Cover*
- Foot Cover Attachment
- Black Spectra Sock

*For brown foot cover please add a "BR" suffix to the part number.

FLEX-FOOT SOCKS

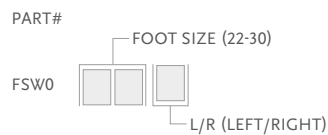
Used to cover the composite foot module to protect the foot and eliminate noise between foot module and foot shell.

Part#	Description	Size	Colour
FCX63022	FF Sock Small 1 pc	22-25	Black
FCX63025	FF Sock Large 1 pc	26-30	Black
FCX63022-15	FF Sock Small 15 pcs	22-25	Black
FCX63026-15	FF Sock Large 15 pcs	26-30	Black



FSW FOOT COVER KIT, BEIGE, BROWN AND BLACK*

A waterproof, easy-to-use snap-on foot cover allows users to quickly attach and remove the cover as needed.



Includes:

- Foot Cover*
- Spectra Sock Thin

*For brown foot cover please add a "BR" suffix to the part number. For black foot cover add a "BL" suffix to the part number.

SPECTRA SOCKS THIN

Used to cover the composite foot module to protect the foot and eliminate noise between foot module and foot shell.

Part#	Description	Size	Color
FCX65022	Spectra Sock Thin - Small	22-25	Black
FCX65026	Spectra Sock Thin - Large	26-30	Black
FCX65022-15	Spectra Sock Thin - Small 15 pcs	22-25	Black
FCX65026-15	Spectra Sock Thin - Large 15 pcs	26-30	Black



SANDALFIX

For secure attachment of open footwear to foot cover.

Part#	Description
FSW50011	SandalFix
FSW50013	SandalFix 3 pcs
FSW50015	SandalFix 10 pcs



Note: Sandal-fix is only compatible with the FSW foot cover

Pro-Flex® Modular



Pro-Flex Modular is a lightweight, shank height adjustable prosthetic foot, minimising the need for additional components. It is designed for low to high active users looking for flexibility and confidence to face everyday life activities.

This versatile waterproof prosthetic foot provides a smooth rollover and controlled push off making it easy to go through the full stride on different terrains thanks to its multifunctional design, combining dynamics and ground compliance.



User information	
Amputation Level:	Transfemoral and Transtibial
Impact Level:	Low to High
Maximum Patient Weight:	166kg

Foot information	
Categories:	1-9
Size:	22-30
Weight of Foot: (Size 27)	910g w/ Pyramid and Foot Cover
Build Height: (Size 27)	168mm to 327mm with Pyramid and Foot Cover
Heel Height:	10mm
Adapter Options:	Male Pyramid



ACTIVE TIBIAL PROGRESSION



SPLIT TOE



SANDAL TOE



ANATOMICAL FOOT



WATERPROOF

Ordering Information

FOR COMPLETE FOOT

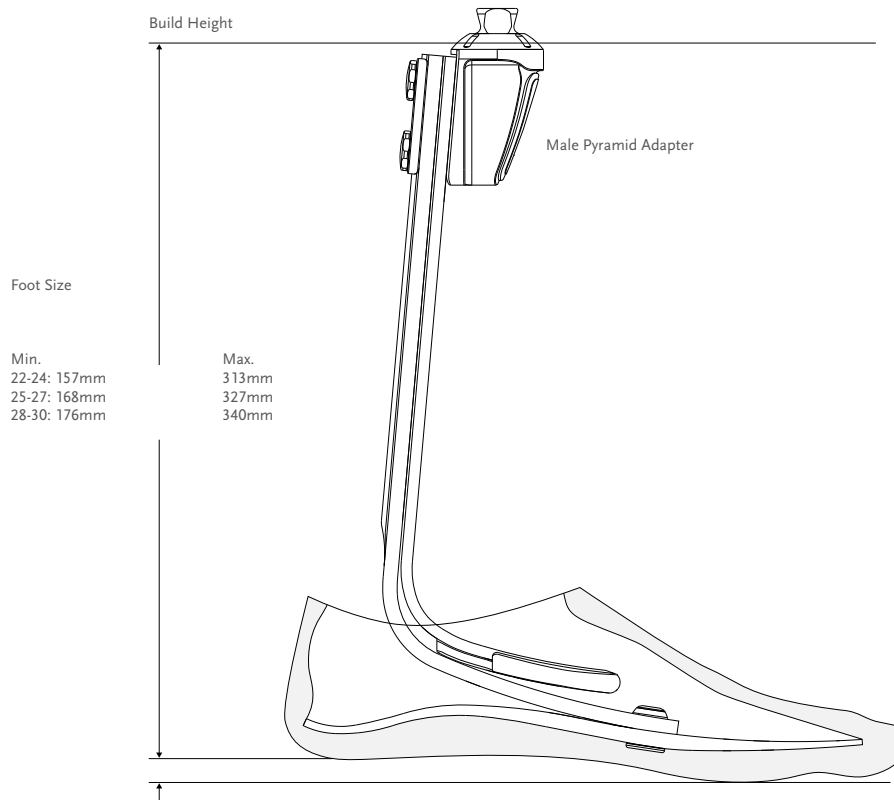


Pro-Flex® Modular

Category Selection Chart

Weight kg	45-52	53-59	60-68	69-77	78-88	89-100	101-116	117-130	131-147	148-166
Low Impact Category										
Sizes 22-24	1	1	2	3	4	5	6	N/A	N/A	N/A
Sizes 25-27	1	1	2	3	4	5	6	7	8	9
Sizes 28-30	3	3	3	3	4	5	6	7	8	9
Moderate Impact Category										
Sizes 22-24	1	2	3	4	5	6	N/A	N/A	N/A	N/A
Sizes 25-27	1	2	3	4	5	6	7	8	9	N/A
Sizes 28-30	3	3	3	4	5	6	7	8	9	N/A
High Impact Category										
Sizes 22-24	2	3	4	5	6	N/A	N/A	N/A	N/A	N/A
Sizes 25-27	2	3	4	5	6	7	8	9	N/A	N/A
Sizes 28-30	3	3	4	5	6	7	8	9	N/A	N/A

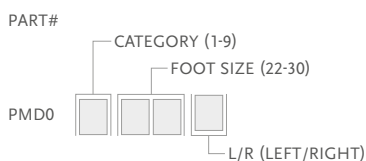
Clearance



Pro-Flex® Modular

Kits

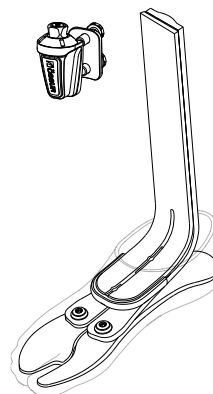
PRO-FLEX MODULAR WITH MALE PYRAMID



Includes:

- Foot Module
- Male Pyramid
- Removable Foot Cover with black Spectra sock.

*For Pro-Flex Modular with brown foot cover add a "BR" suffix to the part#.

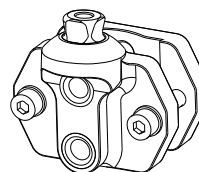


Standard Adapters

PRO-FLEX MODULAR ALIGNMENT ADAPTER

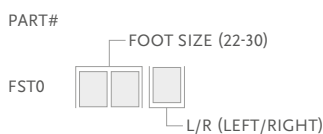
Makes aligning and drilling for pyramid quick and easy.

Part#	Weight
PMD50002	396g



Cosmetic Finishing

FOOT COVER KIT, BEIGE AND BROWN*



Includes:

- Foot Cover*
- Foot Cover Attachment
- Black Spectra Sock

*For brown foot cover please add a "BR" suffix to the part number.



FLEX-FOOT SOCKS

Used to cover the composite foot module to protect the foot and eliminate noise between foot module and foot shell.

Part#	Description	Size	Colour
FCX63022	FF Sock Small 1 pc	22-25	Black
FCX63025	FF Sock Large 1 pc	26-30	Black
FCX63022-15	FF Sock Small 15 pcs	22-25	Black
FCX63026-15	FF Sock Large 15 pcs	26-30	Black

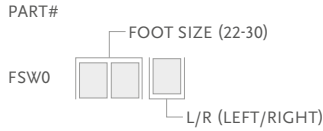


Pro-Flex® Modular

Cosmetic Finishing

FSW FOOT COVER KIT, BEIGE, BROWN AND BLACK*

A waterproof, easy-to-use snap-on foot cover allows users to quickly attach and remove the cover as needed.



Includes:

- Foot Cover*
- Spectra Sock Thin

*For brown foot cover please add a "BR" suffix to the part number. For black foot cover add a "BL" suffix to the part number.

SPECTRA SOCKS THIN

Used to cover the composite foot module to protect the foot and eliminate noise between foot module and foot shell.

Part#	Description	Size	Color
FCX65022	Spectra Sock Thin - Small	22-25	Black
FCX65026	Spectra Sock Thin - Large	26-30	Black
FCX65022-15	Spectra Sock Thin - Small 15 pcs	22-25	Black
FCX65026-15	Spectra Sock Thin - Large 15 pcs	26-30	Black



SANDALFIX

For secure attachment of open footwear to foot cover.

Part#	Description
FSW50011	SandalFix
FSW50013	SandalFix 3 pcs
FSW50015	SandalFix 10 pcs



Note: Sandal-fix is only compatible with the FSW foot cover

Pro-Flex[®] LP



A good level of ankle power, energy return and overall dynamics has often eluded people with longer residual limbs. Pro-Flex LP has been specially designed to counter those issues and to provide smooth rollover.

Pro-Flex LP offers a high degree of ankle motion and a significant improvement on conventional low profile carbon Fibre feet. It also incorporates a full-effective toe length and new 'reverse tapered' technology, allowing for greater dorsi-flexion.

The well-designed and lightweight anatomical foot cover features a steady-grip sole for barefoot stability on wet or slick surfaces and a sandal-clamping toe for a range of footwear including flipflops.

Össur recommends using Pro-Flex LP in conjunction with the sleeveless vacuum suspension system Unity, which adds minimal weight and no extra build height, and does not interfere with Pro-Flex LP dynamics. Unity is designed to provide secure suspension in combination with Icross Seal-In[®] technology, while stabilizing volume fluctuations and maintaining comfortable socket fit throughout the day.



User information	
Amputation Level:	Transfemoral and Transtibial
Impact Level:	Low to High
Maximum Patient Weight:	166 kg



ANATOMICAL FOOT



SPLIT TOE



SANDAL TOE



WATERPROOF

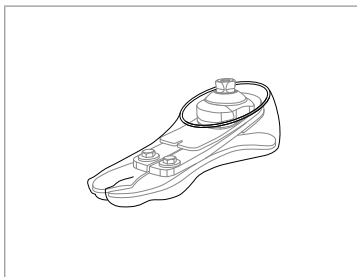
Foot information	
Categories:	1-9
Size:	22-30
Weight of Foot: (Size 27)	690 g w/ Foot Cover and Sock
Build Height: (Size 27)	73 mm w/ Male Pyramid and Foot Cover
Heel Height:	10 mm
Adapter Options:	Male Pyramid

Unity System Information	
Maximum Vacuum:	24inHg(610mmHg)
Normal Operating Pressure:	-15 to -23 inHg
Added System Weight:	82 g w/ Pump, Socket Valve and Tube

ÖSSUR FEET

Ordering Information

FOR COMPLETE FOOT



Please select the appropriate Unity Pump Module kit according to foot module size when placing an order and Unity will come preassembled on the foot. For extra convenience and system compatibility, Unity Valve Kits are highly recommended as a means of connecting to the socket.

For liner selection charts and item numbers please refer to the appropriate Iceross Seal-In page.

FOR COMPLETE FOOT WITH UNITY

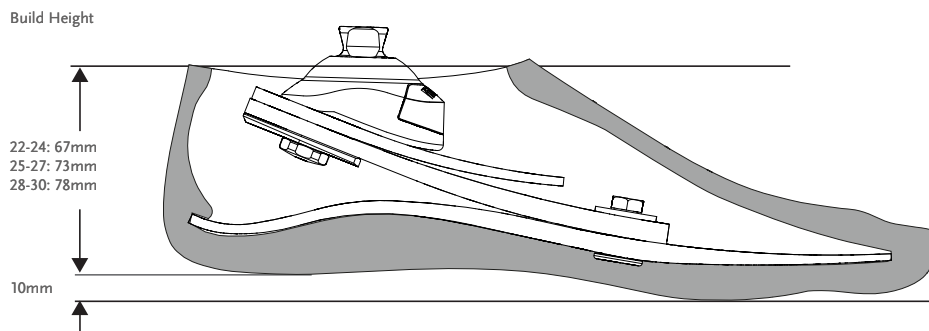


Category Selection Chart

Weight kg	45-52	53-59	60-68	69-77	78-88	89-100	101-116	117-130	131-147	148-166
Low Impact Category										
Sizes 22-24	1	1	2	3	4	5	N/A	N/A	N/A	N/A
Sizes 25-27	1	1	2	3	4	5	6	7	8	9
Sizes 28-30	3	3	3	3	4	5	6	7	8	9
Moderate Impact Category										
Sizes 22-24	1	2	3	4	5	N/A	N/A	N/A	N/A	N/A
Sizes 25-27	1	2	3	4	5	6	7	8	9	N/A
Sizes 28-30	3	3	3	4	5	6	7	8	9	N/A
High Impact Category										
Sizes 22-24	2	3	4	5	N/A	N/A	N/A	N/A	N/A	N/A
Sizes 25-27	2	3	4	5	6	7	8	9	N/A	N/A
Sizes 28-30	3	3	4	5	6	7	8	9	N/A	N/A

Pro-Flex® LP

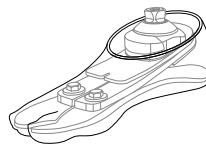
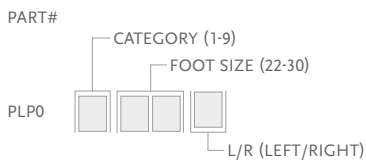
Clearance



*Note: Pro-Flex LP with Unity has the same build height as Pro-Flex LP.

Kits

PRO-FLEX LP WITH MALE PYRAMID



Includes:

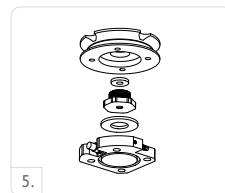
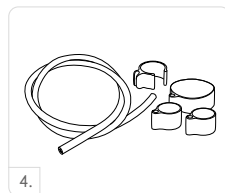
- Foot Module
- Removable Foot Cover* with a black Spectra Sock

*For Pro-Flex LP with brown foot cover add a "BR" suffix to the part#.

Unity

UNITY KITS

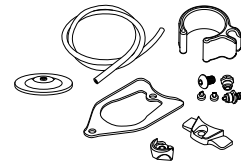
Picture	Part#	Description	Applicable Foot Kits
1	UPL0024	PLP Unity Pump S22-24	Pro-Flex LP Size 22-24
1	UPL0030	PLP Unity Pump S25-27/Cat 1-5	Pro-Flex LP Size 25-27, Cat 1-5
1	UPL0930	PLP Unity Pump S25-27/Cat 6-9 & S28-30 /all categories	Pro-Flex LP Size 25-27, Cat 6-9 & Size 28-30 all categories
2	UTT0001	Unity TT Valve Kit	All
3	UTF0001	Unity TF Valve Kit	All
4	UTF0006	Unity TF Tube Kit	All
5	L-5446XX	Icelock 544 Kit Unity	All



Pro-Flex® LP

Unity Spare Components

Part#	Description
UPL00021	Unity PLP Components 22-24
UPL00022	Unity PLP Components 25-27 cat. 1-5
UPL00023	Unity PLP Components 25-27 cat. 6-9 & 28-30

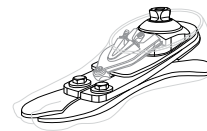
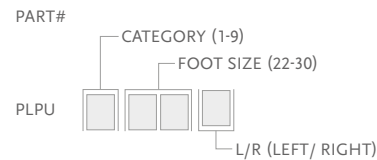


Includes:

- Bumper
- Spring Blade
- Membrane
- Mounting Piece
- Screws
- Tube
- Clamp
- Check Valves
- Unity Outlet Port
- Unity Inlet Port

Foot Kits Applicable with Unity

PRO-FLEX LP



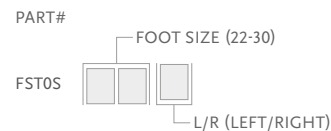
Includes:

- Foot Module
- Removable Foot Cover* with a black Spectra Sock

*For Pro-Flex LP with brown foot cover add a "BR" suffix to the part# Note: Unity will come preassembled on the foot if ordered with PLPU

Cosmetic Finishing

FOOT COVER KIT, BEIGE AND BROWN*



Includes:

- Foot Cover*
- Foot Cover Attachment
- Black Spectra Sock

*Note: Please specify when ordering brown covers, add "BR" to the part#.

SPECTRA SOCKS

Used to cover the composite foot module to protect the foot and eliminate noise between foot module and foot shell.

Part#	Description	Size	Color
FCX64022	Spectra Sock Small 1 pc	22-25	Black
FCX64026	Spectra Sock Large 1 pc	26-30	Black

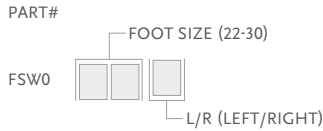


Pro-Flex® LP

Cosmetic Finishing

FSW FOOT COVER KIT, BEIGE, BROWN AND BLACK*

A waterproof, easy-to-use snap-on foot cover allows users to quickly attach and remove the cover as needed.



Includes:

- Foot Cover*
- Spectra Sock Thin

*For brown foot cover please add a "BR" suffix to the part number. For black foot cover add a "BL" suffix to the part number.

SPECTRA SOCKS THIN

Used to cover the composite foot module to protect the foot and eliminate noise between foot module and foot shell.

Part#	Description	Size	Color
FCX65022	Spectra Sock Thin - Small	22-25	Black
FCX65026	Spectra Sock Thin - Large	26-30	Black
FCX65022-15	Spectra Sock Thin - Small 15 pcs	22-25	Black
FCX65026-15	Spectra Sock Thin - Large 15 pcs	26-30	Black



SANDALFIX

For secure attachment of open footwear to foot cover.

Part#	Description
FSW50011	SandalFix
FSW50013	SandalFix 3 pcs
FSW50015	SandalFix 10 pcs



Note: Sandal-fix is only compatible with the FSW foot cover

Pro-Flex® LP Torsion



This compact energy-storing foot offers rotational shock absorption designed to reduce shear forces on the residual limb. The torsion module is combined with the Pro-Flex LP foot module, delivering a level of ankle power, energy return, and overall dynamics, which have often eluded people with longer residual limbs. Pro-Flex LP Torsion has been specially designed to deliver these benefits, in addition to providing exceptionally smooth rollover. The torsion-shock unit compensates for physiological rotation and vertical shock absorption of lost joints, delivering more comfort for the end user, and less stress on the residual limb.

The Pro-Flex LP Torsion offers a high degree of ankle motion; a significant improvement in relation to conventional low-profile carbon Fibre feet. It incorporates an effective full-length toe, and new 'reverse tapered' technology, allowing for greater dorsi-flexion.

Less load and more dynamics means that amputees with a longer limb can enjoy greater comfort in a wide range of activities. The well-designed and lightweight anatomical foot cover features a steady-grip sole for barefoot stability on wet or slick surfaces, and a sandal-clamping toe for a range of footwear including flip flops.

Össur recommends using the Pro-Flex LP Torsion together with the Unity sleeveless vacuum suspension system. This adds minimal weight, no extra build height, and does not interfere with the Pro-Flex LP Torsion dynamics. Unity is designed to provide secure suspension in combination with Iceross Seal-In® technology, while stabilising volume fluctuations and maintaining comfortable socket fit throughout the day.



User information	
Amputation Level:	Transfemoral and Transtibial
Impact Level:	Low to High
Maximum Patient Weight:	147 kg

Foot information	
Categories:	1-8
Size:	22-30
Weight of Foot: (Size 27)	960 g w/ Foot Cover and Sock
Build Height: (Size 27)	147 mm w/ Male Pyramid and Foot Cover
Heel Height:	10 mm
Adapter Options:	Male Pyramid



ACTIVE TIBIAL PROGRESSION



VERTICAL SHOCK PYLON



ROTATION



SPLIT TOE



ANATOMICAL FOOT



SANDAL TOE



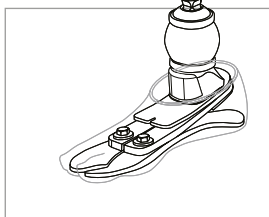
WEATHERPROOF

Unity System Information	
Maximum Vacuum:	-23inHg (-600mmHg)
Normal Operating Pressure:	-16-20 inHg
Added System Weight:	75 g w/ Pump, Socket Valve and Tube

Pro-Flex® LP Torsion

Ordering Information

FOR COMPLETE FOOT



Please select the appropriate Unity Pump Module kit according to foot module size when placing an order and Unity will come preassembled on the foot. For extra convenience and system compatibility, Unity Valve Kits are highly recommended as a means of connecting to the socket.

For liner selection charts and item numbers please refer to the appropriate Icross Seal-In page.

FOR COMPLETE FOOT WITH UNITY

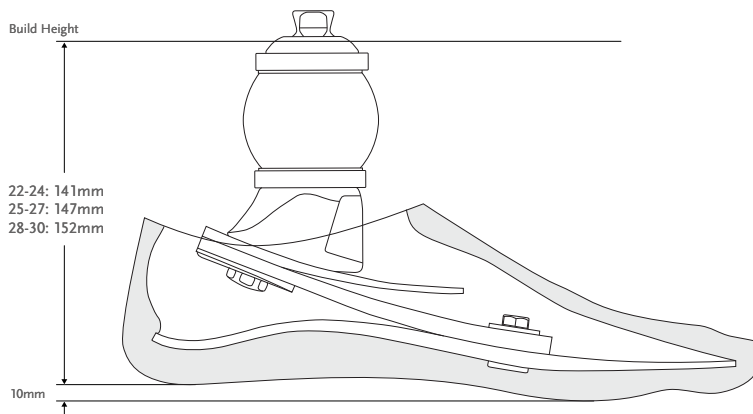


Category Selection Chart

Weight kg	45-52	53-59	60-68	69-77	78-88	89-100	101-116	117-130	131-147
Low Impact Category									
Size 22-24	1	1	2	3	4	5	N/A	N/A	N/A
Size 25-27	1	1	2	3	4	5	6	7	8
Size 28-30	3	3	3	3	4	5	6	7	8
Moderate Impact Category									
Size 22-24	1	2	3	4	5	N/A	N/A	N/A	N/A
Size 25-27	1	2	3	4	5	6	7	8	N/A
Size 28-30	3	3	3	4	5	6	7	8	N/A
High Impact Category									
Size 22-24	2	3	4	5	N/A	N/A	N/A	N/A	N/A
Size 25-27	2	3	4	5	6	7	8	N/A	N/A
Size 28-30	3	3	4	5	6	7	8	N/A	N/A

Pro-Flex® LP Torsion

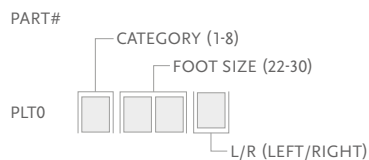
Clearance



*Note: Pro-Flex LP Torsion with Unity has the same build height as Pro-Flex LP Torsion.

Kits

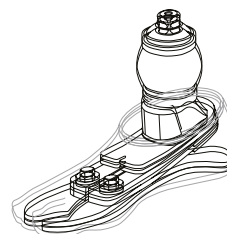
PRO-FLEX LP TORSION WITH MALE PYRAMID



Includes:

- Foot Module
- Removable Foot Cover* with a black Spectra Sock

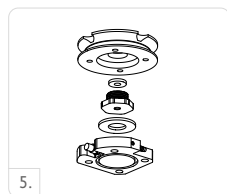
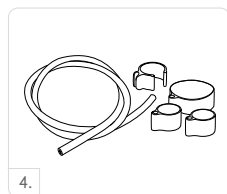
*For Pro-Flex LP Torsion with brown foot cover add a "BR" suffix to the part#.



Unity

UNITY KITS

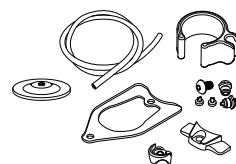
Picture	Part#	Description	Applicable Foot Kits
1	UPL0024	PLP Unity Pump S22-24	Pro-Flex LP Torsion 22-24
1	UPL0030	PLP Unity Pump S25-27 cat. 1-5	Pro-Flex LP Torsion 25-27 cat. 1-5
1	UPL0930	PLP Unity Pump S25-27 Cat 6-9 & S28-30 (All categories)	Pro-Flex LP Torsion 25-27 Cat 6-9 & 28-30 (All categories)
2	UTT0001	Unity TT Valve Kit	All
3	UTF0001	Unity TF Valve Kit	All
4	UTF0006	Unity TF Tube Kit	All
5	L-5446XX	Icelock 544 Kit	All



Pro-Flex® LP Torsion

Unity Spare Components

Part#	Description
UPL00021	Unity PLP Components 22-24
UPL00022	Unity PLP Components 25-27 cat. 1-5
UPL00023	Unity PLP Components 25-27 cat. 6-9 & 28-30

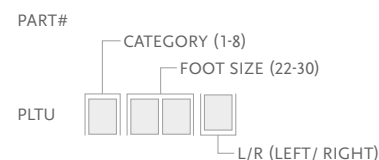


Includes:

- Bumper
- Spring Blade
- Membrane
- Mounting Piece
- Screws
- Tube
- Clamp
- Check Valves
- Unity Outlet Port
- Unity Inlet Port

Foot Kits Applicable with Unity

PRO-FLEX LP TORSION



Includes:

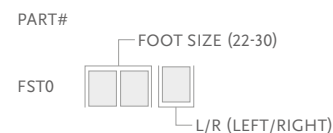
- Foot Module
- Removable Foot Cover* with a black Spectra Sock



*For Pro-Flex LP with brown foot cover add a "BR" suffix to the part# Note: Unity will come preassembled on the foot if ordered with PLTU

Cosmetic Finishing

FOOT COVER KIT, BEIGE AND BROWN*



Includes:

- Foot Cover*
- Foot Cover Attachment
- Black Spectra Sock

*Note: Please specify when ordering brown covers, add "BR" to the part#.



FLEX-FOOT SOCKS

Used to cover the composite foot module to protect the foot and eliminate noise between foot module and foot shell.

Part#	Description	Size	Colour
FCX63022	FF Sock Small 1 pc	22-25	Black
FCX63025	FF Sock Large 1 pc	26-30	Black
FCX63022-15	FF Sock Small 15 pcs	22-25	Black
FCX63026-15	FF Sock Large 15 pcs	26-30	Black



Pro-Flex® LP Align



Pro-Flex LP Align combines functionality, comfort and aesthetic design. It allows users the freedom to choose footwear that best suits their activities, without having to compromise alignment, posture, dynamics or functionality. The heel height adjustment feature is quick and easy to use.

The lightweight anatomical foot cover features a steady-grip sole for barefoot stability on wet or slick surfaces and a sandal toe to accommodate a range of footwear. The spaced sandal toe easily clamps onto sandals and flip-flops held by the toe.



User information	
Amputation Level:	Transfemoral and Transtibial
Impact Level:	Low to Moderate
Maximum Patient Weight:	116kg (Low Impact) 100kg (Moderate Impact)

Foot information	
Categories:	1-6
Size:	22-28
Weight of Foot: (Size 24/27)	703g / 866g w/ Foot Cover and Sock
Build Height: (Size 24/27)	116mm / 121mm w/ Foot Cover and Sock
Heel Height:	Up to 7cm
Adapter Options:	Male Pyramid



SANDAL TOE



HEEL HEIGHT
ADJUSTABILITY



ANATOMICAL
FOOT



SPLIT TOE



WEATHERPROOF

Ordering Information for Complete Foot

SELECTION CHART FOR PRODUCT VARIANTS

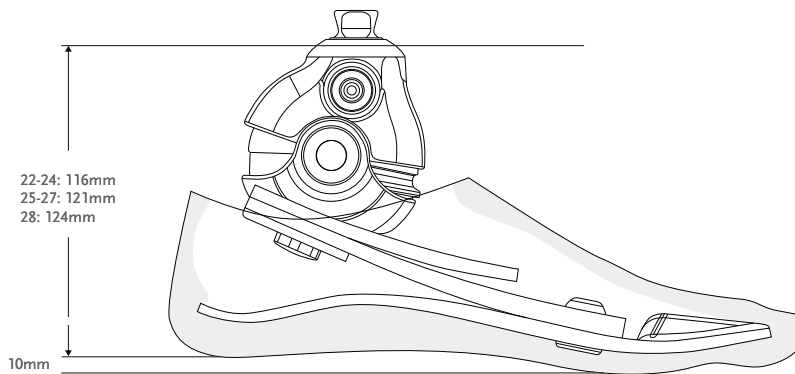
Category	1	2	3	4	5	6
Size 22						N/A
Size 23						N/A
Size 24						N/A
Size 25						
Size 26						
Size 27						
Size 28	N/A	N/A				FST Foot Cover No Calf Cosmesis

Pro-Flex® LP Align

Category Selection Chart

Weight kg	45-52	53-59	60-68	69-77	78-88	89-100	101-116
Low Impact Category							
Size 22-24	1	1	2	3	4	5	N/A
Size 25-27	1	1	2	3	4	5	6
Size 28	3	3	3	3	4	5	6
Moderate Impact Category							
Size 22-24	1	2	3	4	5	N/A	N/A
Size 25-27	1	2	3	4	5	6	N/A
Size 28	3	3	3	4	5	6	N/A

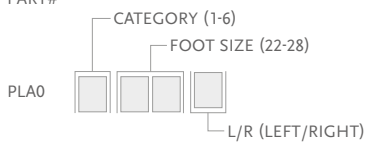
Clearance



Kits

PRO-FLEX LP ALIGN WITH MALE PYRAMID

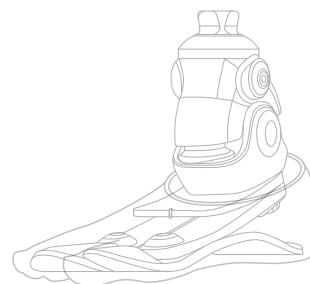
PART#



Includes:

- Foot Module
- Removable Foot Cover* with a black Spectra Sock

*For Pro-Flex LP Align with brown foot cover add a "BR" suffix to the part number.

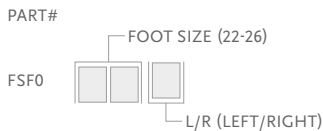


Pro-Flex® LP Align

Replacement Parts

Please refer to "Selection Chart for Product Variants" table for selection of foot covers

FSF - FOOT COVER KIT, BEIGE AND BROWN

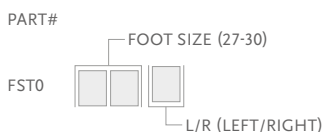


Includes:

- Foot Cover
- Black Spectra Sock



FST - FOOT COVER KIT, BEIGE AND BROWN



Includes:

- Foot Cover
- Foot Cover Attachment
- Black Spectra Sock

Note: For brown foot cover, please add a "BR" suffix to the part number.



SPECTRA SOCKS

Used to cover the composite foot module to foot cover the foot and eliminate noise between foot module and foot shell.


Part#	Description	Size	Colour
FCX63022	FF Sock Small 1 pc	22-25	Black
FCX63025	FF Sock Large 1 pc	26-30	Black
FCX63022-15	FF Sock Small 15 pcs	22-25	Black
FCX63026-15	FF Sock Large 15 pcs	26-30	Black

SPACER KIT

Part#	Size	Category
PLA50005	22-24	1-5
PLA50007	25-27	1-6
	28	3-6

Includes:

- Anterior Spacer
- Anterior Spacer Wedge
- Posterior Spacer
- Wedge - tool to assist replacing Spacer



Calf Cosmesis Selection Chart

Category	1	2	3	4	5	6
Size 22	Calf Cosmesis					N/A
Size 23						N/A
Size 24						N/A
Size 25						N/A
Size 26						N/A
Size 27	N/A	N/A	N/A	N/A	N/A	N/A
Size 28	N/A	N/A	N/A	N/A	N/A	N/A

CALF COSMESIS

Part#	Size
LSF024Nz	22-24 z=L/R
LSF026Nz	25-26 z=L/R

Note: For brown calf cosmesis, please add a "BR" suffix to the part number.



Pro-Flex[®] XC

UNITY[®]
COMPATIBLE



Pro-Flex XC has been developed to comfortably accommodate the relatively active user, who enjoys hiking and jogging, as well as level-ground walking. Comes with an aesthetically pleasing, anatomical foot cover and integrated male pyramid.

Pro-Flex XC is rated Waterproof, which means it is fully resistant to both chlorine and salt water submersion.

Össur recommends using Pro-Flex XC Assure in conjunction with the sleeveless vacuum suspension system Unity[®], which adds minimal weight and no extra build height, and does not interfere with Pro-Flex XC dynamics. Unity is designed to provide secure suspension in combination with Iceross Seal-In[®] technology, while stabilising volume fluctuations and maintaining comfortable socket fit throughout the day.



User information	
Amputation Level:	Transfemoral and Transtibial
Impact Level:	Low to High
Maximum Patient Weight:	166kg



ACTIVE TIBIAL
PROGRESSION



SPLIT TOE



SANDAL TOE



ANATOMICAL
FOOT



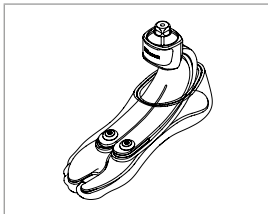
WATERPROOF

Foot information	
Categories:	1-9
Size:	22-30
Weight of Foot: (Size 27)	772g w/ Foot Cover and Sock
Build Height: (Size 27)	155mm w/ Male Pyramid and Foot Cover
Heel Height:	10mm
Adapter Options:	Male Pyramid

Unity System Information	
Maximum Vacuum:	-23inHg (-600mmHg)
Normal Operating Pressure:	-16-20 inHg
Added System Weight:	91g w/ Pump, Socket Valve and Tube

Ordering Information

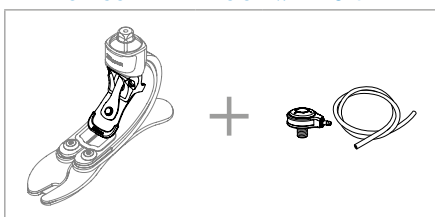
FOR COMPLETE FOOT



Please select the appropriate Unity Pump Module kit according to foot module size when placing an order and Unity will come preassembled on the foot. For extra convenience and system compatibility, Unity Valve Kits are highly recommended as a means of connecting to the socket.

For liner selection charts and item numbers please refer to the appropriate Icross Seal-In page.

FOR COMPLETE FOOT WITH UNITY

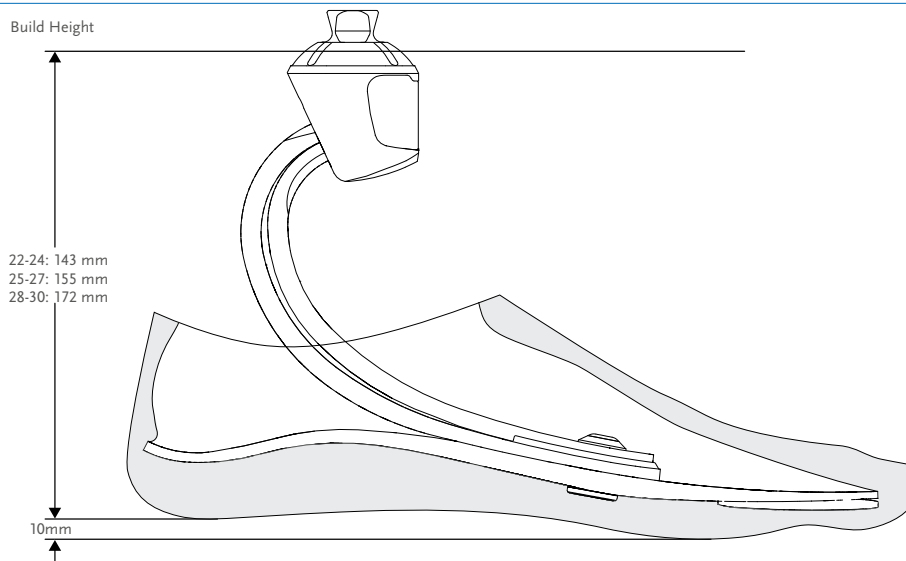


Category Selection Chart

Weight kg	45-52	53-59	60-68	69-77	78-88	89-100	101-116	117-130	131-147	148-166
Low Impact Category										
Sizes 22-24	1	1	2	3	4	5	6	N/A	N/A	N/A
Sizes 25-27	1	1	2	3	4	5	6	7	8	9
Sizes 28-30	3	3	3	3	4	5	6	7	8	9
Moderate Impact Category										
Sizes 22-24	1	2	3	4	5	6	N/A	N/A	N/A	N/A
Sizes 25-27	1	2	3	4	5	6	7	8	9	N/A
Sizes 28-30	3	3	3	4	5	6	7	8	9	N/A
High Impact Category										
Sizes 22-24	2	3	4	5	6	N/A	N/A	N/A	N/A	N/A
Sizes 25-27	2	3	4	5	6	7	8	9	N/A	N/A
Sizes 28-30	3	3	4	5	6	7	8	9	N/A	N/A

Pro-Flex® XC

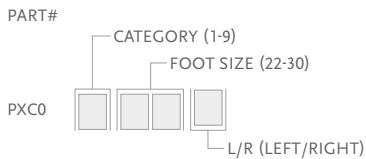
Clearance



*Note: Pro-Flex XC with Unity has the same build height as Pro-Flex XC.

Kits

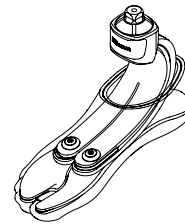
PRO-FLEX XC WITH MALE PYRAMID



Includes:

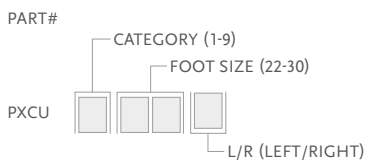
- Foot Module
- Removable Foot Cover* with a black Spectra Sock

*For Pro-Flex XC with brown foot cover add a "BR" suffix to the part#.



Foot Kits with Unity

PRO-FLEX XC WITH MALE PYRAMID AND UNITY PUMP

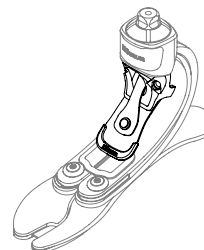


Includes:

- Foot Module
- Removable Foot Cover* with a black Spectra Sock
- Unity Pump

*For Pro-Flex XC with brown foot cover add a "BR" suffix to the part#.

Note: Unity pump will come preassembled on the foot. Valve kit needs to be ordered separately.

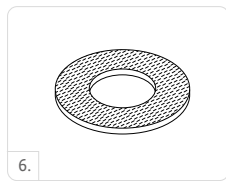
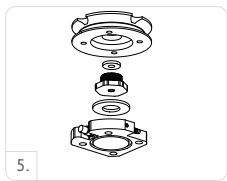
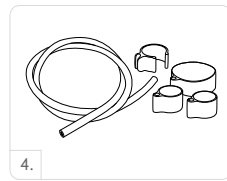


Pro-Flex® XC

Unity

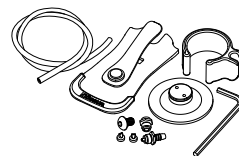
UNITY KITS

Picture	Part#	Description	Applicable Foot Kits
1	UPC0024	PXC Unity pump S22-24	Pro-Flex XC Size 22-24
1	UPC0027	PXC Unity pump S25-27	Pro-Flex XC Size 25-27
1	UPC0030	PXC Unity pump S28-30	Pro-Flex XC Size 28-30
2	UTT0001	Unity TT Valve Kit	All
3	UTF0001	Unity TF Valve Kit	All
4	UTF0006	Unity TF Tube Kit	All
5	L-544611	Icelock 544 Kit Unity	All
6	UTT1103	Unity Valve Air Filter Pack (10 p.)	All



Unity Spare Components

Part#	Description
UPC00021	PXC Unity Components S22-24
UPC00022	PXC Unity Components S25-27
UPC00023	PXC Unity Components S28-30

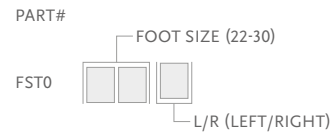


Includes:

- Pump Blade
- Membrane
- Barb Fittings
- Check valves
- Mounting Screw
- Tube
- Loctite
- Hex key

Cosmetic Finishing

FOOT COVER KIT, BEIGE AND BROWN*



Includes:

- Foot Cover*
- Foot Cover Attachment
- Black Spectra Sock

*Note: Please specify when ordering brown covers, add "BR" to the part#.

FLEX-FOOT SOCKS

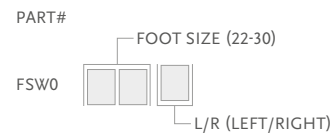
Used to cover the composite foot module to protect the foot and eliminate noise between foot module and foot shell.

Part#	Description	Size	Colour
FCX63022	FF Sock Small 1 pc	22-25	Black
FCX63025	FF Sock Large 1 pc	26-30	Black
FCX63022-15	FF Sock Small 15 pcs	22-25	Black
FCX63026-15	FF Sock Large 15 pcs	26-30	Black



FSW FOOT COVER KIT, BEIGE, BROWN AND BLACK*

A waterproof, easy-to-use snap-on foot cover allows users to quickly attach and remove the cover as needed.



Includes:

- Foot Cover*
- Spectra Sock Thin

*For brown foot cover please add a "BR" suffix to the part number. For black foot cover add a "BL" suffix to the part number.

SPECTRA SOCKS THIN

Used to cover the composite foot module to protect the foot and eliminate noise between foot module and foot shell.

Part#	Description	Size	Color
FCX65022	Spectra Sock Thin - Small	22-25	Black
FCX65026	Spectra Sock Thin - Large	26-30	Black
FCX65022-15	Spectra Sock Thin - Small 15 pcs	22-25	Black
FCX65026-15	Spectra Sock Thin - Large 15 pcs	26-30	Black



SANDALFIX

For secure attachment of open footwear to foot cover.

Part#	Description
FSW50011	SandalFix
FSW50013	SandalFix 3 pcs
FSW50015	SandalFix 10 pcs



Note: Sandal-fix is only compatible with the FSW foot cover

Pro-Flex[®] XC Torsion

UNITY[®]
COMPATIBLE



Pro-Flex XC has been developed to comfortably support the active user who enjoys hiking and jogging, as well as level-ground walking.

Pro-Flex XC Torsion combines the Pro-Flex XC features of energy return and smooth roll-over, with valuable shock absorption and rotational capabilities. The sole blade offers an effective full-length toe, and a wider foot blade than traditional feet.

The foot is designed for active users who want to use a single, lightweight foot for their normal daily life, as well as a range of higher impact activities.

Less load and more dynamics means that amputees can enjoy greater comfort in a wide range of activities. The well-designed and lightweight anatomical foot cover features a steady-grip sole for barefoot stability on wet or slick surfaces, and a sandal-clamping toe for a range of footwear including flip flops.

Össur recommends using Pro-Flex XC Torsion in conjunction with the sleeveless vacuum suspension system Unity[®], which adds minimal weight and no extra build height, and does not interfere with the Pro-Flex XC Torsion dynamics. Unity is designed to provide secure suspension in combination with Iceross Seal-In[®] technology, while stabilising volume fluctuations and maintaining comfortable socket fit throughout the day.



User information	
Amputation Level:	Transfemoral and Transtibial
Impact Level:	Low to High
Maximum Patient Weight:	147kg



ACTIVE TIBIAL PROGRESSION



VERTICAL SHOCK PYLON



ROTATION



SPLIT TOE



SANDAL TOE



WEATHERPROOF



ANATOMICAL FOOT

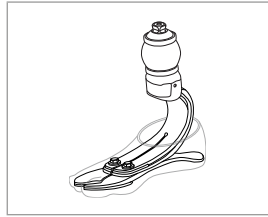
Foot information	
Categories:	1-8
Size:	22-30
Weight of Foot: (Size 27, cat5)	1035 g w/ Foot Cover and Sock
Build Height: (Size 27)	222mm w/ Male Pyramid and Foot Cover
Heel Height:	10mm
Adapter Options:	Male Pyramid

Unity System Information	
Maximum Vacuum:	24inHg(610mmHg)
Normal Operating Pressure:	-15inHg to -23inHg
Added System Weight:	91 g w/ Pump, Socket Valve and Tube

Pro-Flex® XC Torsion

Ordering Information

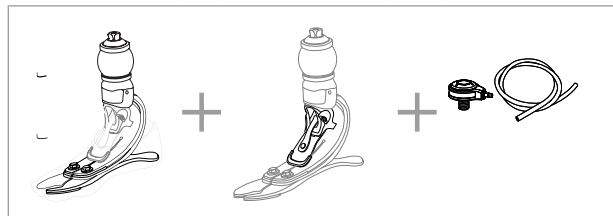
FOR COMPLETE FOOT



Please select the appropriate Unity Pump Module kit according to foot module size when placing an order and Unity will come preassembled on the foot. For extra convenience and system compatibility, Unity Valve Kits are highly recommended as a means of connecting to the socket.

For liner selection charts and item numbers please refer to the appropriate Icross Seal-In page.

FOR COMPLETE FOOT WITH UNITY

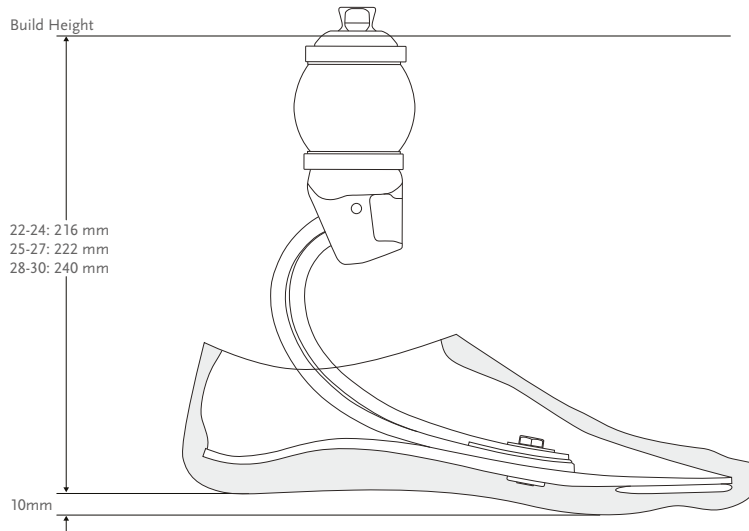


Category Selection Chart

Weight kg	45-52	53-59	60-68	69-77	78-88	89-100	101-116	117-130	131-147
Low Impact Category									
Size 22-24	1	1	2	3	4	5	6	N/A	N/A
Size 25-27	1	1	2	3	4	5	6	7	8
Size 28-30	3	3	3	3	4	5	6	7	8
Moderate Impact Category									
Size 22-24	1	2	3	4	5	6	N/A	N/A	N/A
Size 25-27	1	2	3	4	5	6	7	8	N/A
Size 28-30	3	3	3	4	5	6	7	8	N/A
High Impact Category									
Size 22-24	2	3	4	5	6	N/A	N/A	N/A	N/A
Size 25-27	2	3	4	5	6	7	8	N/A	N/A
Size 28-30	3	3	4	5	6	7	8	N/A	N/A

Pro-Flex[®] XC Torsion

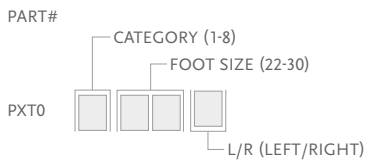
Clearance



*Note: Pro-Flex XC Torsion with Unity has the same build height as Pro-Flex XC Torsion.

Kits

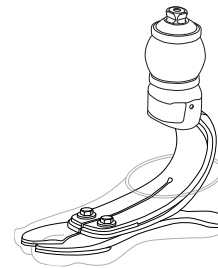
PRO-FLEX XC TORSION WITH MALE PYRAMID



Includes:

- Foot Module
- Removable Foot Cover* with a black Spectra Sock

*When ordering brown covers, add "BR" to the end of the part number.

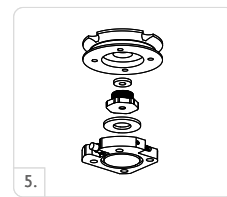
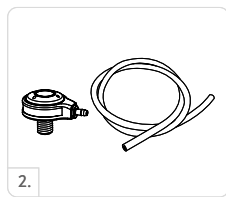


Pro-Flex[®] XC Torsion

Unity

UNITY KITS

Picture	Part#	Description	Applicable Foot Kits
1	UPC0024	PXC Unity pump S22-24	Pro-flex XC/ XC Torsion 22-24
1	UPC0027	PXC Unity pump S25-27	Pro-flex XC/ XC Torsion 25-27
1	UPC0030	PXC Unity pump S28-30	Pro-flex XC/ XC Torsion 28-30
2	UTT0001	Unity TT Valve Kit	All
3	UTF0001	Unity TF Valve Kit	All
4	UTF0006	Unity TF Tube Kit	All
5	L-544611	Icelock 544 Kit Unity	All

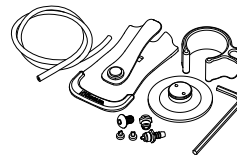


Unity Spare Components

Part#	Description
UPC00021	PXC Unity Components S22-24
UPC00022	PXC Unity Components S25-27
UPC00023	PXC Unity Components S28-30

Includes:

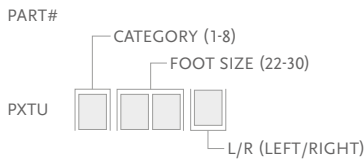
- Pump Blade
- Membrane
- Barb Fittings
- Check valves
- Mounting Screw
- Tube
- Loctite
- Hex key



Pro-Flex[®] XC Torsion

Foot Kits Applicable with Unity

PRO-FLEX XC TORSION WITH MALE PYRAMID

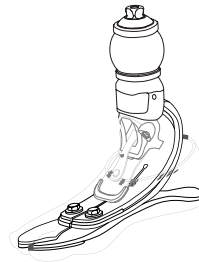


Includes:

- Foot Module
- Removable Foot Cover* with a black Spectra Sock

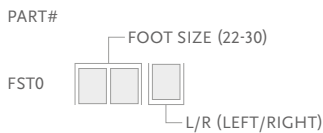
*For Pro-Flex XC with brown foot cover add a "BR" suffix to the part#.

Note: Unity will come preassembled on the foot if ordered with PXTU.



Cosmetic Finishing

FOOT COVER KIT, BEIGE AND BROWN*



Includes:

- Foot Cover*
- Foot Cover Attachment
- Black Spectra Sock

*Note: Please specify when ordering brown covers, add "BR" to the part#.



FLEX-FOOT SOCKS

Used to cover the composite foot module to protect the foot and eliminate noise between foot module and foot shell.

Part#	Description	Size	Colour
FCX63022	FF Sock Small 1 pc	22-25	Black
FCX63025	FF Sock Large 1 pc	26-30	Black
FCX63022-15	FF Sock Small 15 pcs	22-25	Black
FCX63026-15	FF Sock Large 15 pcs	26-30	Black



Pro-Flex® Terra

UNITY®
COMPATIBLE



Pro-Flex Terra is a multi-blade prosthetic foot featuring an innovative pre-compressed top blade. It offers a truly unique combination of softness and flexibility associated with low-active feet, and powerful energy return associated with high-active feet.

Pro-Flex Terra's features enable users to be in full command, regardless of speed. With a soft heel and quick adaptation to uneven grounds and slopes, its design and high range of motion combine softness and power allowing users to think beyond placing their next step.

With a new level of versatility, the Pro-Flex Terra is the trusted partner for working in the office, playing sports with your kids, or hiking with friends, giving great performance for diverse daily requirements. It fits with all clothing, from exercise and swimming gear to business suits.

An easy-to-use snap-on foot cover gives users the ability to quickly remove the cover for cleaning, whether it is after a trip to the beach, working in the garden, or wading through autumn leaves. A SandalFix accessory is available to allow users to securely wear open heel footwear, such as sandals, by securely attaching the heel of the foot cover to the sandal.

Össur recommends using Pro-Flex Terra in conjunction with the sleeveless vacuum suspension system Unity®, which adds minimal weight and no extra build height, and does not interfere with Pro-Flex Terra dynamics. Unity is designed to provide secure suspension in combination with Iceross Seal-In® technology, while stabilising volume fluctuations and maintaining comfortable socket fit throughout the day.



User information

Amputation Level:	Transfemoral and Transtibial
Impact Level:	Low to High
Maximum Patient Weight:	166kg



FULL LENGTH TOE LEVER



MULTI-AXIAL GROUND COMPLIANCE



SPLIT TOE



SANDAL TOE



PRE-LOAD TECHNOLOGY



USER REMOVABLE FOOT COVER



WATERPROOF

Foot information

Categories:	1-9
Size:	22-30
Weight of Foot: (Size 27)	870g w/ Pyramid and Foot Cover
Build Height: (Size 27)	179mm with Pyramid and Foot Cover
Heel Height:	10mm
Adapter Options:	Male Pyramid

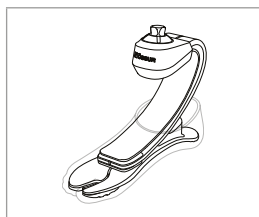
Unity System Information

Unity size:	22-30
Maximum Vacuum:	-25inHg (-635mmHG)
Normal Operating Pressure:	-15inHg to -18 inHg
Added System Weight:	111g w/Pump, Socket valve and tube

Pro-Flex® Terra

Ordering Information

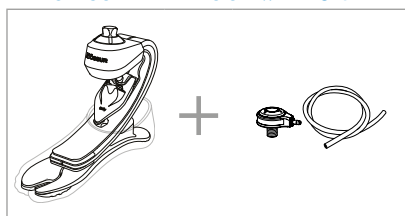
FOR COMPLETE FOOT



Please select the appropriate Unity Pump Module kit according to foot module size when placing an order and Unity will come preassembled on the foot. For extra convenience and system compatibility, Unity Valve Kits are highly recommended as a means of connecting to the socket.

For liner selection charts and item numbers please refer to the appropriate Icross Seal-In page.

FOR COMPLETE FOOT WITH UNITY

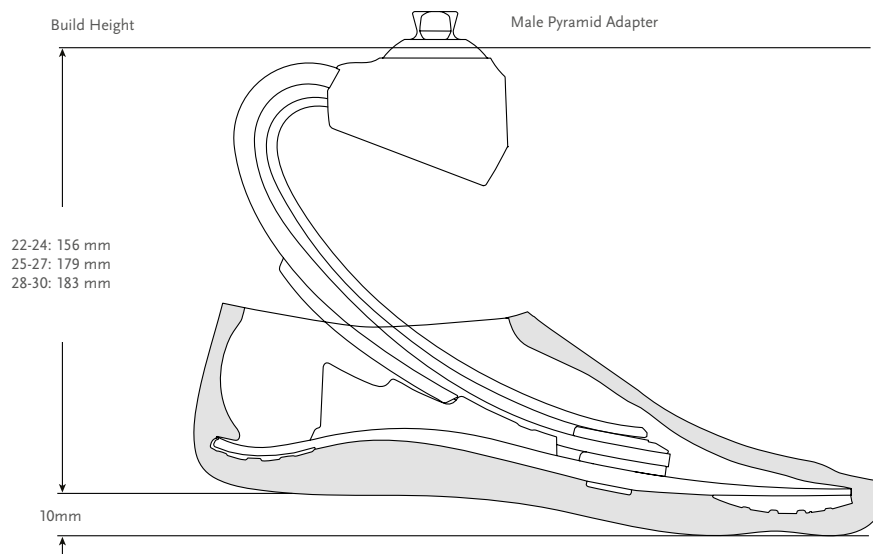


Category Selection Chart

Weight kg	45-52	53-59	60-68	69-77	78-88	89-100	101-116	117-130	131-147	148-166
Low Impact Category										
Sizes 22-24	1	1	2	3	4	5	6	N/A	N/A	N/A
Sizes 25-27	1	1	2	3	4	5	6	7	8	9
Sizes 28-30	3	3	3	3	4	5	6	7	8	9
Moderate Impact Category										
Sizes 22-24	1	2	3	4	5	6	N/A	N/A	N/A	N/A
Sizes 25-27	1	2	3	4	5	6	7	8	9	N/A
Sizes 28-30	3	3	3	4	5	6	7	8	9	N/A
High Impact Category										
Sizes 22-24	2	3	4	5	6	N/A	N/A	N/A	N/A	N/A
Sizes 25-27	2	3	4	5	6	7	8	9	N/A	N/A
Sizes 28-30	3	3	4	5	6	7	8	9	N/A	N/A

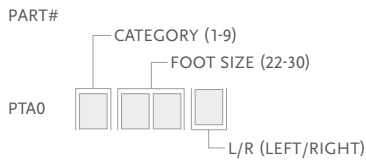
Pro-Flex® Terra

Clearance



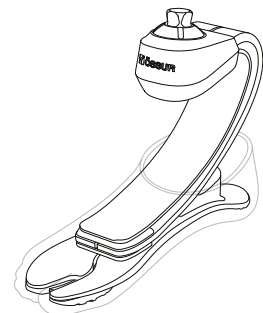
Kits

PRO-FLEX TERRA WITH MALE PYRAMID



Includes:

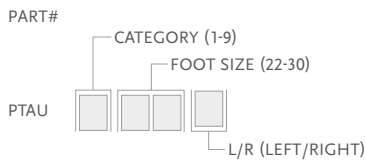
- Foot Module with male pyramid
- User Removable Foot Cover*
- Spectra Sock Thin
- Heel Wedge Kit
- SandalFix



*For Pro-Flex Terra with brown foot cover add a "BR" suffix to the part#. For Pro-Flex Terra with black foot cover add a "BL" suffix to the part#

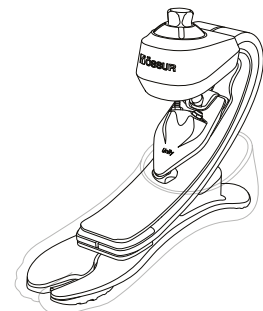
Foot Kits with Unity

PRO-FLEX TERRA WITH MALE PYRAMID AND UNITY PUMP



Includes:

- Foot Module with male pyramid
- User removable foot cover*
- Spectra Sock thin
- Heel wedge kit
- Sandal Fix
- Unity Pump



*For Pro-Flex Terra with brown foot cover add a "BR" suffix to the part#. For Pro-Flex Terra with black foot cover add a "BL" suffix to the part #"

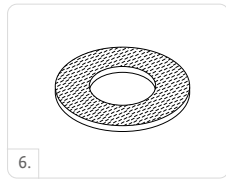
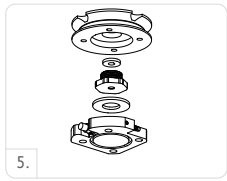
Note: Unity pump will come preassembled on the foot. Valve kit needs to be ordered separately.

Pro-Flex® Terra

Unity

UNITY KITS

Picture	Part#	Description	Applicable Foot Kits
1	UPA0024	PTA Unity pump S22-24	Pro-Flex Terra Size 22-24
1	UPA0027	PTA Unity pump S25-27	Pro-Flex Terra Size 25-27
1	UPA0030	PTA Unity pump S28-30	Pro-Flex Terra Size 28-30
2	UTT0001	Unity TT Valve Kit	All
3	UTF0001	Unity TF Valve Kit	All
4	UTF0006	Unity TF Tube Kit	All
5	L-544611	Icelock 544 Kit Unity	All
6	UTT1103	Unity Valve Air Filter Pack (10 p.)	All



UNITY SPARE COMPONENTS

Part#	Description
UPA00021	Unity PTA components for all sizes
UPA00022	7mm wrench for Unity PTA

Includes:

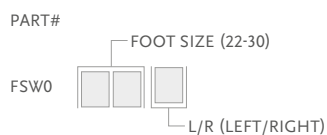
- Outlet Port
- Inlet Port
- Check Valves
- Unity Tube
- Unity Tube Clamp
- Loctite 243

Pro-Flex® Terra

Cosmetic Finishing

FSW FOOT COVER KIT, BEIGE, BROWN AND BLACK*

A waterproof, easy-to-use snap-on foot cover allows users to quickly attach and remove the cover as needed.



Includes:

- Foot Cover*
- Spectra Sock Thin

*For brown foot cover please add a "BR" suffix to the part number. For black foot cover add a "BL" suffix to the part#.

PRO-FLEX TERRA HEEL WEDGES

For adjustment of heel stiffness.

Part#	Description	Size	Color
PTA50051	Heel Wedge Kit sizes 22-24	22-24	Black
PTA50052	Heel Wedge Kit sizes 25-27	25-27	Black
PTA50053	Heel Wedge Kit sizes 28-30	28-30	Black



Includes:

- Soft Heel Wedge (+)
- Medium Heel Wedge(++)
- Firm Heel Wedge (+++)

SANDALFIX

For secure attachment of open footwear to foot cover.

Part#	Description
FSW50011	SandalFix
FSW50013	SandalFix 3 pcs
FSW50015	SandalFix 10 pcs



SPECTRA SOCKS THIN

Used to cover the composite foot module to protect the foot and eliminate noise between foot module and foot shell.

Part#	Description	Size	Color
FCX65022	Spectra Sock Thin - Small	22-25	Black
FCX65026	Spectra Sock Thin - Large	26-30	Black





The Vari-Flex provides an exclusive combination of comfort and dynamics. The Vari-Flex is light-weight, easy to assemble and has a slender profile which makes it easy to cosmetically cover.

For users it provides confidence and security, offering natural gait with less fatigue and strain on the sound side.

Össur recommends using Vari-Flex in conjunction with the sleeveless vacuum suspension system Unity®, which adds minimal weight and no extra build height, and does not interfere with Vari-Flex dynamics. Unity is designed to provide secure suspension in combination with Iceross Seal-In® technology, while stabilising volume fluctuations and maintaining comfortable socket fit throughout the day.



User Information	
Amputation Level:	Transfemoral and Transtibial
Impact Level:	Low to High
Maximum Patient Weight:	166kg



FULL LENGTH TOE LEVER



ACTIVE TIBIAL PROGRESSION



SPLIT TOE



WEATHERPROOF*



WATERPROOF*

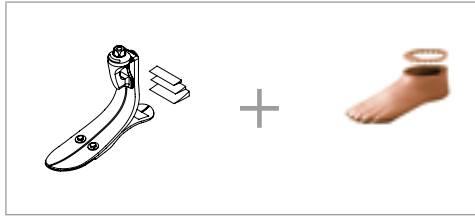
* Waterproof when used with tube kit. Weatherproof when used with pyramid.

Foot information	
Categories:	Sizes 22-24; Cat. 1-6 Sizes 25-30; Cat. 1-9
Sizes:	22-30
Weight of Foot: (Size 27)	594g w/ Pyramid and Foot Cover
Build Height: (Size 27)	170mm w/ Pyramid and Foot Cover
Heel Height:	10mm and 19mm
Adapter Options:	Male Pyramid, Carbon Fibre Tube

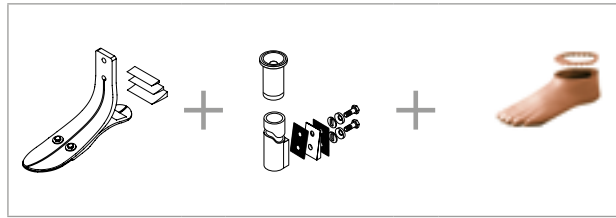
Unity System Information	
Maximum Vacuum:	23inHg (600mmHg)
Normal Operating Pressure:	-16inHg to -20 inHg
Added System Weight:	130g w/ Pump, Socket Valve and Tube

Ordering Information

FOR COMPLETE FOOT WITH MALE PYRAMID



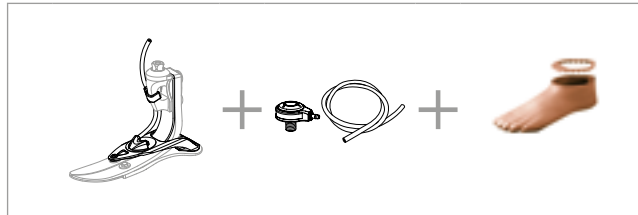
FOR COMPLETE FOOT WITH CARBON FIBRE TUBE



Unity can be ordered with Vari-Flex. Please select the appropriate Unity Pump Module kit according to foot module size when placing an order and Unity will come preassembled on the foot. For extra convenience and system compatibility, Unity Valve Kits are highly recommended as a means of connecting to the socket.

For liner selection and item numbers please refer to Icross Seal-In V and Seal-In® X TF pages.

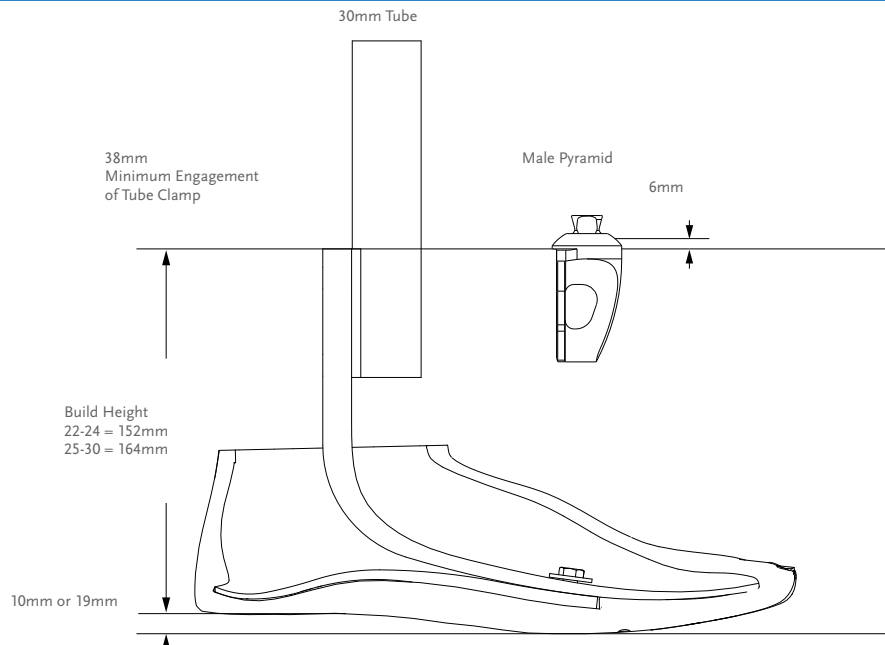
FOR COMPLETE FOOT WITH UNITY



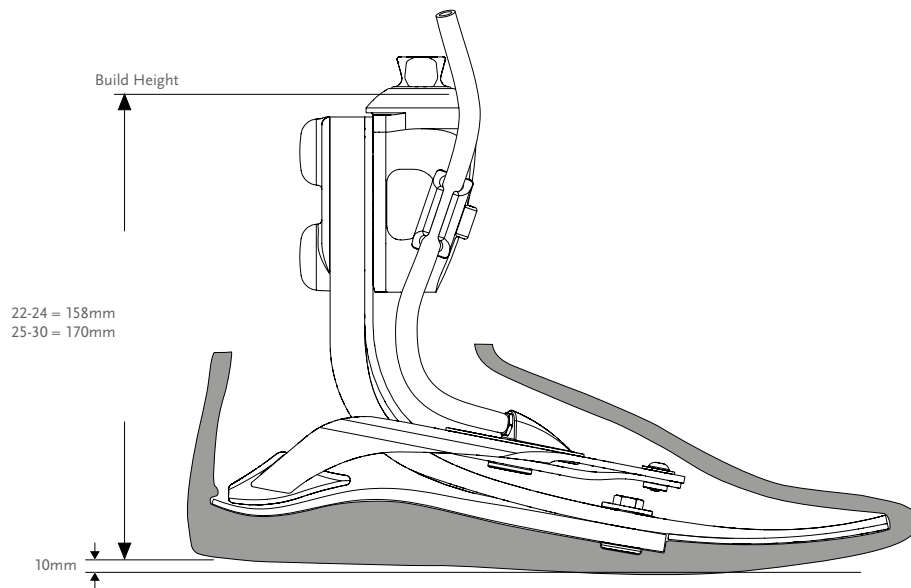
Category Selection Chart

Weight kg	45-52	53-59	60-68	69-77	78-88	89-100	101-116	117-130	131-147	148-166
Low Impact Level	1	1	2	3	4	5	6	7	8	9
Moderate Impact Level	1	2	3	4	5	6	7	8	9	N/A
High Impact Level	2	3	4	5	6	7	8	9	N/A	N/A

Clearance

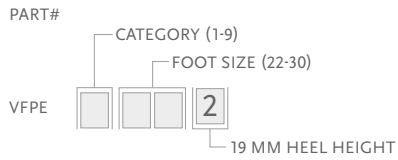
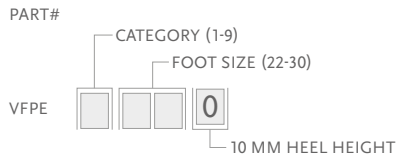


Clearance with Unity

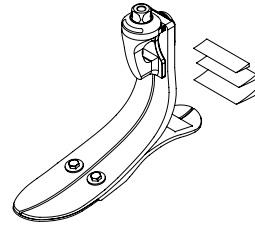


Kits

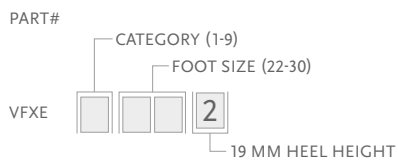
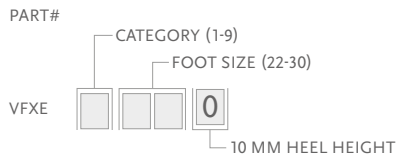
VARI-FLEX MALE PYRAMID OPTION



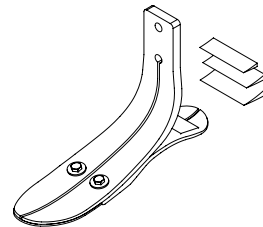
Note: Solid toe, low and high heel are special orders.



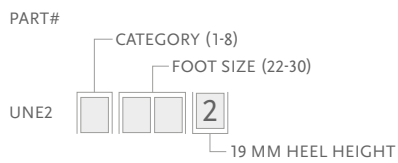
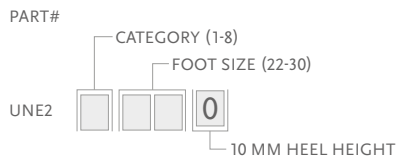
VARI-FLEX WITHOUT ADAPTER



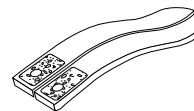
Note: Solid toe, low and high heel are special orders.



HEEL MODULE



Note: Solid heel is a special order.



Male Adapters

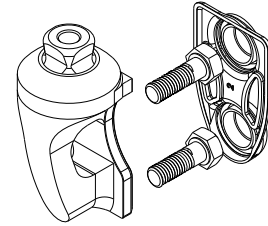
BOLT-ON MALE PYRAMID ADAPTER

Select according to category of foot module being utilised.

Part#	Cat.	Weight
FFC2210001	1-6	175g
FFC2210002	7-9	205g

Includes:

- Pyramid
- Hardware (M8 or M10 bolts)
- Plastic Bolt Cap
- Loctite



ATTACHMENT BOLTS FOR PYRAMID

Part#	Cat.	Size	Length
CM130234	1-6	M8	35mm
CM130223	7-8	M10	35mm

Tube Kits

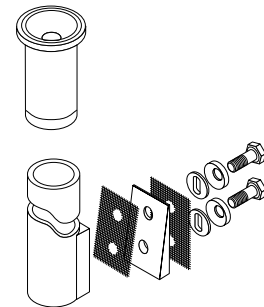
30MM CARBON FIBRE TUBE KIT

Choose according to size and category of the foot module utilised.

Part#	Cat.	Size	Length	Hole Spacing	Weight
VFX00003	1-6	22-30	229mm	38mm	216g
VFX00004	7-9	22-30	229mm	38mm	275g
VFX00006	1-6	22-30	381mm	38mm	293g
VFX00007	7-9	22-30	381mm	38mm	369g

Includes:

- Alignment Wedges
- Tube
- Spherical Washers
- Attachment Bolts and Hardware (5/16" UNF)
- Friction Pads
- Tube Insert (Cat.7-9)



TUBE INSERT FOR CATEGORY 7-9; 30MM

Tube inserts provide the structural integrity necessary for higher category tubes.

Part#	Diameter	Weight
A-718009	30mm	18g



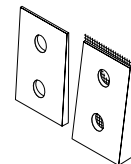
ALIGNMENT WEDGES FOR TUBE KIT (2 DEGREES AND 4 DEGREES)

Placed between the pylon and foot module, alignment wedges allow for plantarflexion and dorsiflexion of the foot without the use of modular components.

Part#	Cat.
CM150041	1-6
CM150042	7-9

Includes:

- Wedges
- Friction Pad
- Loctite



ATTACHMENT BOLTS FOR 30MM TUBE

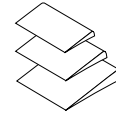
Part#	Cat.	Size	Length
CM130219	1-6	5/16" x 24	1 3/4"
CM130213	7-9	3/8" x 24	1 3/4"

Components

HEEL WEDGE KIT

For adjustment of heel stiffness and roll-over characteristics.

Part#	Foot Size
CM150006	22-27
CM150009	28-30



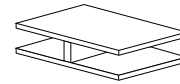
Includes:

- 3 Wedges
- Adhesive

HEEL DIVIDER

Heel dividers act to separate the edges of a split heel to reduce wear and noise between the composite elements.

Part#	Description
CM140003	Heel Divider



LOCTITE 410 BLACK

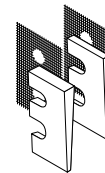
Part#	Description
CM160016	Loctite 410 black

Tools

KIT TEMPORARY SLOTTED WEDGE, CAT 1-9

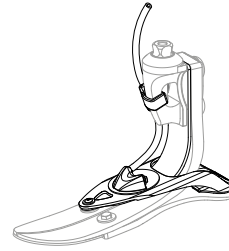
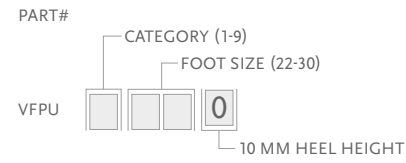
Use for initial dynamic alignment of the prosthesis. These wedges are removed and replaced with definitive alignment wedges.

Part#	Cat.
CM100204	ALL



Foot Kts Applicable with Unity

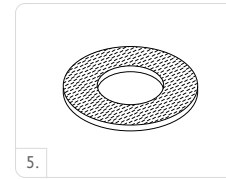
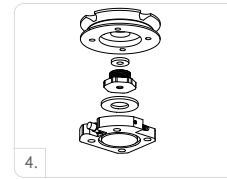
VARI-FLEX MALE PYRAMID OPTION



Unity

UNITY KITS

Picture	Part#	Description	Applicable Foot Kits
1	UTT0001	Unity TT Valve Kit	All
2	UTF0001	Unity TF Valve Kit	All
3	UTF0006	Unity TF Tube Kit	All
4	L-5446XX	Icelock 544 Kit Unity	All
5	UTT1103	Unity Valve Air Filter Pack (10 p.)	All

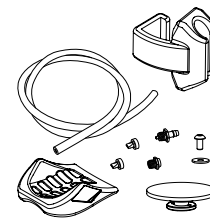


Unity Spare Components

Part#	Description
UVF00021	Unity VF Components, 22-24
UVF00022	Unity VF Components, 25-30

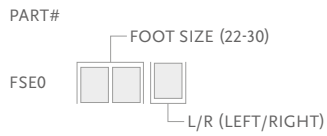
Includes:

- Membrane
- Check valves
- Barb fittings
- Tube
- Tube fastener
- Heel pad



Cosmetic Finishing

FOOT COVER KIT, BEIGE AND BROWN*



Includes:

- Foot Cover
- Flex-Foot Sock
- Foot Cover Attachment

*Please specify when ordering brown covers, add "BR" to the end of the part number.

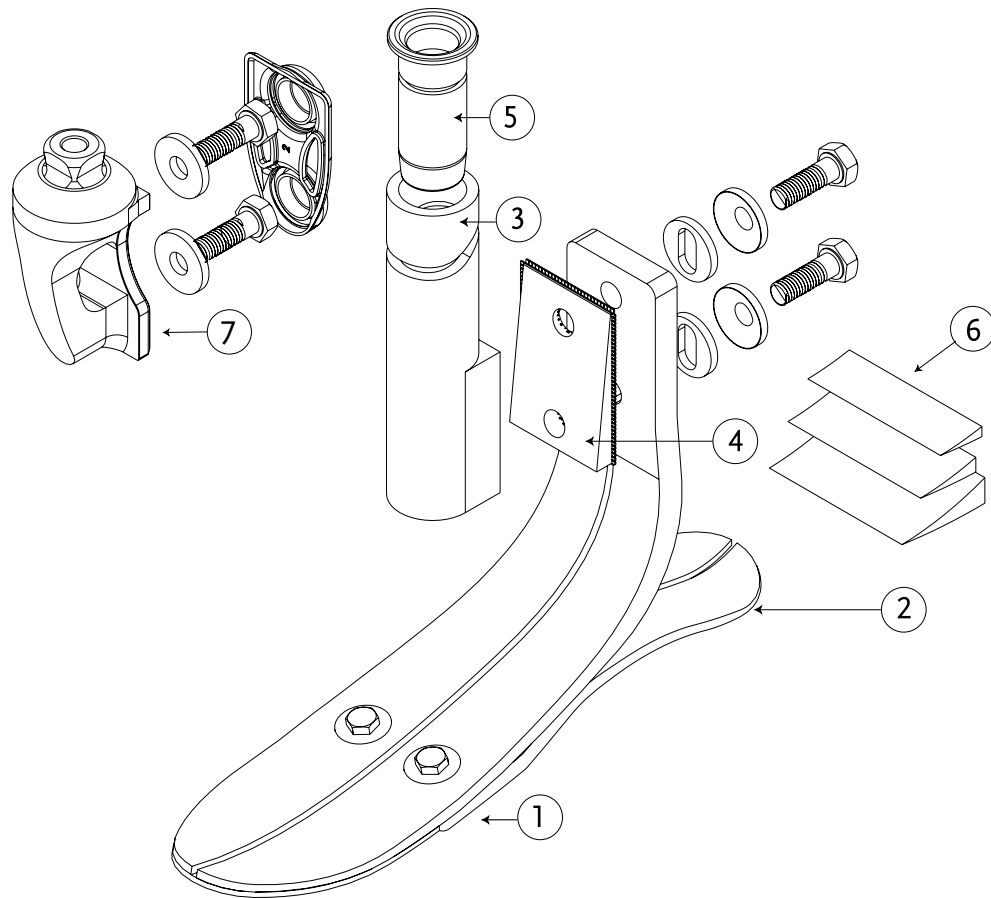
FLEX-FOOT SOCKS

Used to cover the composite foot module to protect the foot and eliminate noise between foot module and foot shell.

Part#	Description	Size	Colour
FSEL60001	Black Sock Small 1 pc	22-25	Black
FSEL60002	Black Sock Large 1 pc	26-30	Black
FSEL60001-15	Black Sock Small 15 pc	22-25	Black
FSEL60002-15	Black Sock Large 15 pc	26-30	Black



Diagram



	Description
1.	Foot Module
2.	Heel
3.	30mm Carbon Fibre Tube Kit
4.	Alignment Wedges For Tube Kit
5.	Tube Insert
6.	Heel Wedge
7.	Bolt-On Male Pyramid Adapter

LP Vari-Flex®

UNITY
COMPATIBLE



The LP Vari-Flex is designed for users with long residual limbs that do not have enough clearance for the Vari-Flex.

Össur recommends using LP Vari-Flex in conjunction with the sleeveless vacuum suspension system Unity®, which adds minimal weight and no extra build height, and does not interfere with LP Vari-Flex dynamics. Unity is designed to provide secure suspension in combination with Iceross Seal-In® technology, while stabilising volume fluctuations and maintaining comfortable socket fit throughout the day.



User Information	
Amputation Level:	Transfemoral and Transtibial
Impact Level:	Low to High
Maximum Patient Weight:	166 kg



FULL LENGTH
TOE LEVER



SPLIT TOE



WEATHERPROOF

Foot Information	
Categories:	Size 22-24; Cat. 1-5 / Size 25-30; Cat. 1-9
Size:	22-30
Weight of Foot: (Size 27)	574 g w/ Pyramid and Foot Cover
Build Height: (Size 27)	68 mm w/ Pyramid and Foot Cover
Heel Height:	10 mm
Adapter Options:	Male Pyramid or Lamination Adapter


Unity System Information	
Maximum Vacuum:	-23inHg (-600mmHg)
Normal Operating Pressure:	-16-20 inHg
Added System Weight:	130 g w/ Pump, Socket Valve and Tube

ÖSSUR FEET

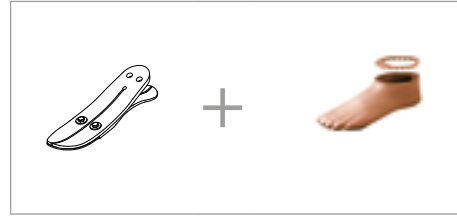
LP Vari-Flex®

Ordering Information

FOR COMPLETE FOOT WITH MALE PYRAMID



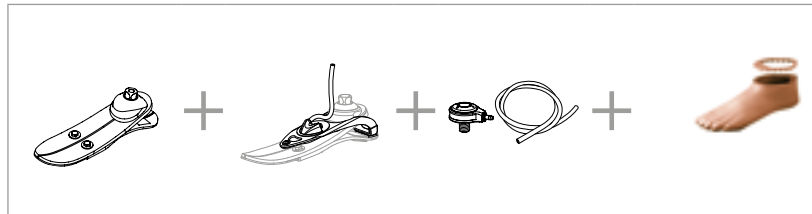
FOR COMPLETE FOOT WITHOUT ADAPTER



Unity can be ordered with LP Vari-Flex in the male pyramid, standard heel height configuration. Please select the appropriate Unity Pump Module kit according to foot module size when placing an order and Unity will come preassembled on the foot. For extra convenience and system compatibility, Unity Valve Kits are highly recommended as a means of connecting to the socket.

For liner selection charts and item numbers please refer to the appropriate Icross Seal-In page.

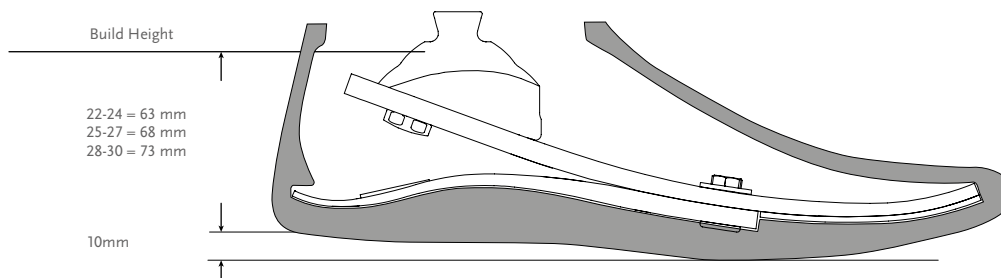
FOR COMPLETE FOOT WITH UNITY



Category Selection Chart

Weight kg	45-52	53-59	60-68	69-77	78-88	89-100	101-116	117-130	131-147	148-166
Low Impact Level	1	1	2	3	4	5	6	7	8	9
Moderate Impact Level	1	2	3	4	5	6	7	8	9	N/A
High Impact Level	2	3	4	5	6	7	8	9	N/A	N/A

Clearance

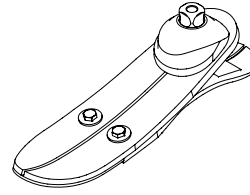
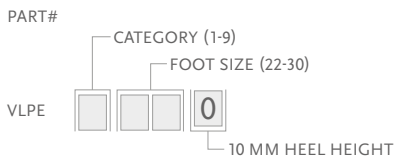


*Note: LP Vari-Flex with Unity has the same build height as LP Vari-Flex.

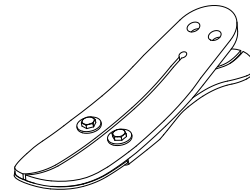
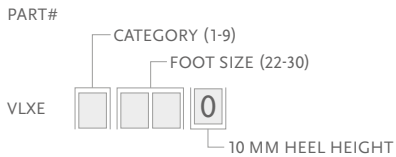
LP Vari-Flex®

Kits

LP VARI-FLEX MALE PYRAMID OPTION



LP VARI-FLEX WITHOUT ADAPTER



LAMINATION ADAPTER KITS

Part#	Cat.	Size
VLX00001	1-5	22-24
VLX00002	1-6	25-30
VLX00003	7-9	25-30

Includes:

- Lamination adapter
- Bolts
- Tape sealant
- Loctite

Components

HEEL WEDGE KIT

For adjustment of heel stiffness and roll-over characteristics.

Part#	Foot Size
CM150011	22-30

Includes:

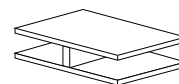
- 3 Wedges
- Adhesive



HEEL DIVIDER

Heel dividers act to separate the edges of a split heel to reduce wear and noise between the composite elements.

Part#	Description
CM140003	Heel Divider



LOCTITE 410 BLACK

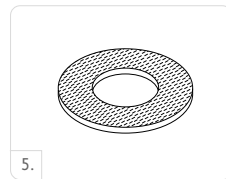
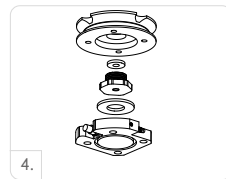
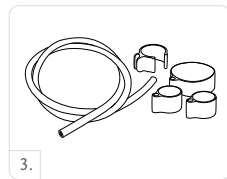
Part#	Description
CM160016	Loctite 410 black

LP Vari-Flex®

Unity

UNITY KITS

Picture	Part#	Description	Applicable Foot Kits
1	UTT0001	Unity TT Valve Kit	All
2	UTF0001	Unity TF Valve Kit	All
3	UTF0006	Unity TF Tube Kit	All
4	L-5446XX	Icelock 544 Kit Unity	All
5	UTT1103	Unity Valve Air Filter Pack (10 p.)	All



Unity Spare Components

Part#	Description
UVL00021	Unity VL Components, 22-24
UVL00022	Unity VL Components, 25-30

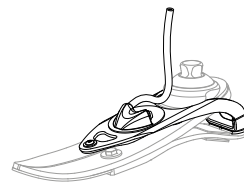
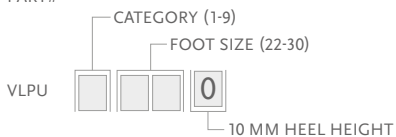
Includes:

- Membrane
- Check valves
- Barb fittings
- Tube
- Tube fastener
- Heel pad

Foot Kits Applicable with Unity

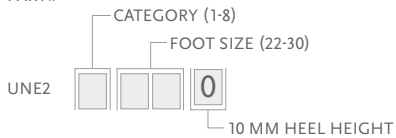
LP VARI-FLEX WITH MALE PYRAMID OPTION

PART#

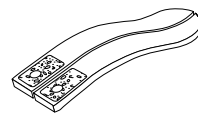
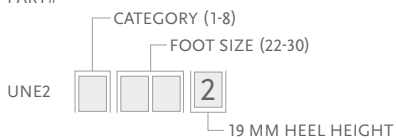


HEEL MODULE

PART#



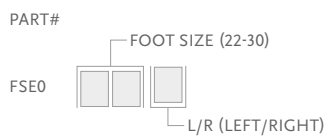
PART#



Note: Solid heel is a special order.

Cosmetic Finishing

FOOT COVER KIT, BEIGE AND BROWN*



Includes:

- Foot Cover
- Flex-Foot Sock
- Foot Cover Attachment

*Please specify when ordering brown covers, add "BR" to the end of the part number.

FLEX-FOOT SOCKS

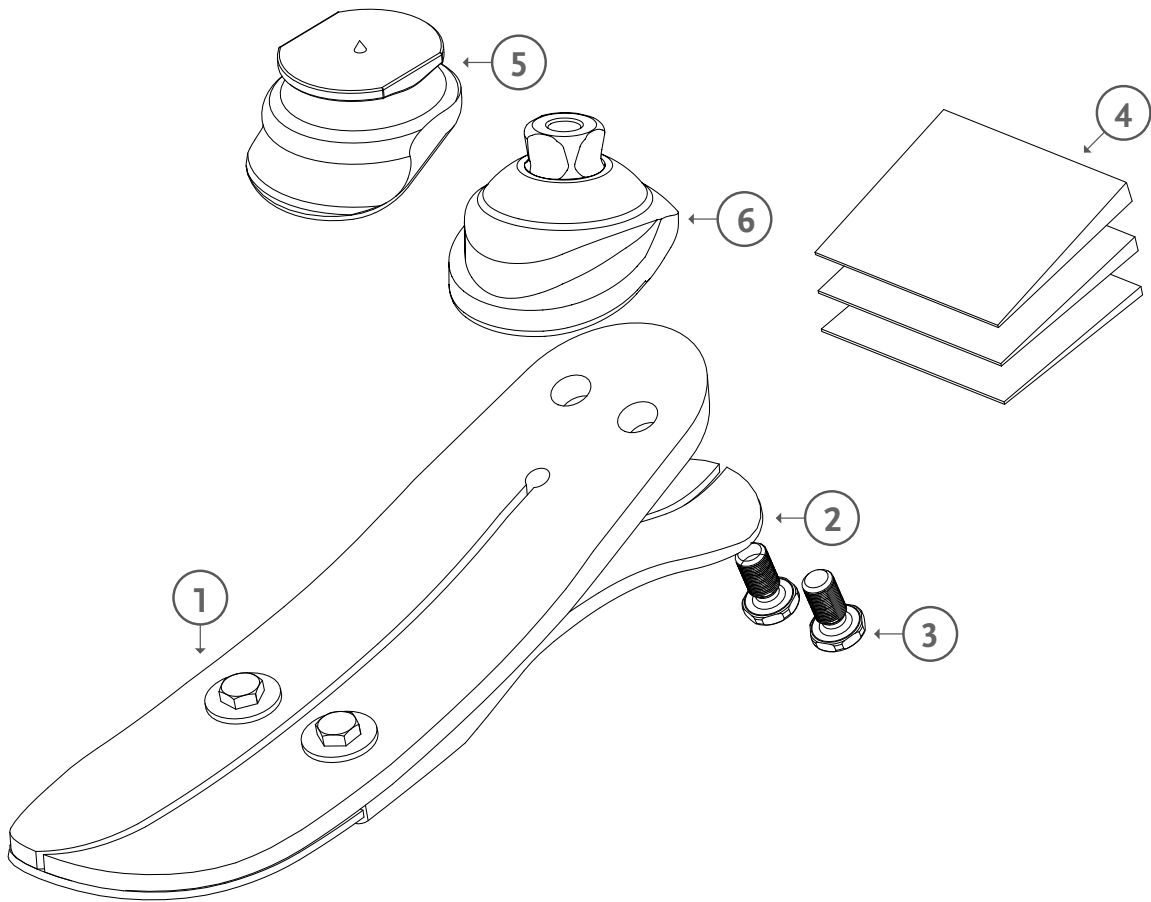
Used to cover the composite foot module to protect the foot and eliminate noise between foot module and foot shell.

Part#	Description	Size	Colour
FSEL60001	Black Sock Small 1 pc	22-25	Black
FSEL60002	Black Sock Large 1 pc	26-30	Black
FSEL60001-15	Black Sock Small 15 pc	22-25	Black
FSEL60002-15	Black Sock Large 15 pc	26-30	Black



LP Vari-Flex®

Diagram



	Description
1.	Foot Module
2.	Heel
3.	Bolts
4.	Heel Wedge
5.	Lamination Adapter
6.	Male Pyramid Adapter

Re-Flex Rotate™



Re-Flex Rotate is a robust, high performance foot allowing users to enjoy daily living, work and leisure with the comfort and confidence to reach their full potential.

Re-Flex Rotate fulfills the challenging requirements of active users, combining shock absorption and dynamic energy return with comfort. Featuring a sleek profile and maintenance-free design, it is designed for active users requiring high performance, comfortable everyday foot.

An integrated torsion cell reduces shear and rotary forces, protecting residual limb. Shock absorption via a titanium coil spring reduces impact to the body, while enhancing both control and comfort during walking and other activities.

Össur recommends using Re-Flex Rotate in conjunction with the sleeveless vacuum suspension system Unity®, which adds minimal weight and no extra build height, and does not interfere with Re-Flex Rotate dynamics. Unity is designed to provide secure suspension in combination with Iceross Seal-In® technology, while stabilising volume fluctuations and maintaining comfortable socket fit throughout the day.



User Information	
Amputation Level:	Transfemoral and Transtibial
Impact Level:	Low to High
Maximum Patient Weight:	147kg



ACTIVE TIBIAL PROGRESSION



VERTICAL SHOCK PYLON



ROTATION



WEATHERPROOF



FULL LENGTH TOE LEVER



SPLIT TOE

Foot Information	
Categories:	1-8
Sizes:	22-30
Weight of Foot: (Size 27)	1105g w/ Pyramid and Foot Cover
Build Height Standard: (Size 27)	216-265mm w/ Male Pyramid and Foot Cover
Build Height Tall: (Size 27)	267 - 319mm w/ Male Pyramid and Foot Cover
Heel Height:	10mm, 19mm available on special order
Adapter Options:	Male or Female Pyramid


Unity System Information	
Maximum Vacuum:	-23inHg (-600mmHg)
Normal Operating Pressure:	-16-20 inHg
Added System Weight:	130g w/ Pump, Socket Valve and Tube

ÖSSUR FEET


Re-Flex Rotate™

Ordering Information

FOR COMPLETE FOOT WITH MALE PYRAMID*



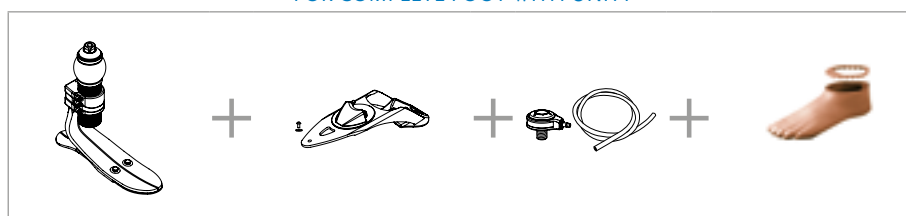
FOR COMPLETE FOOT WITH FEMALE PYRAMID*



Unity can be ordered with Re-Flex Rotate in the standard foot module height. Please select the appropriate Unity Pump Module kit according to foot module size when placing an order and Unity will come preassembled on the foot. For extra convenience and system compatibility, Unity Valve Kits are highly recommended as a means of connecting to the socket.

For liner selection and item numbers please refer to Iceross Seal-In V and Seal-In® X TF pages.

FOR COMPLETE FOOT WITH UNITY



*Foot module also available in tall profile

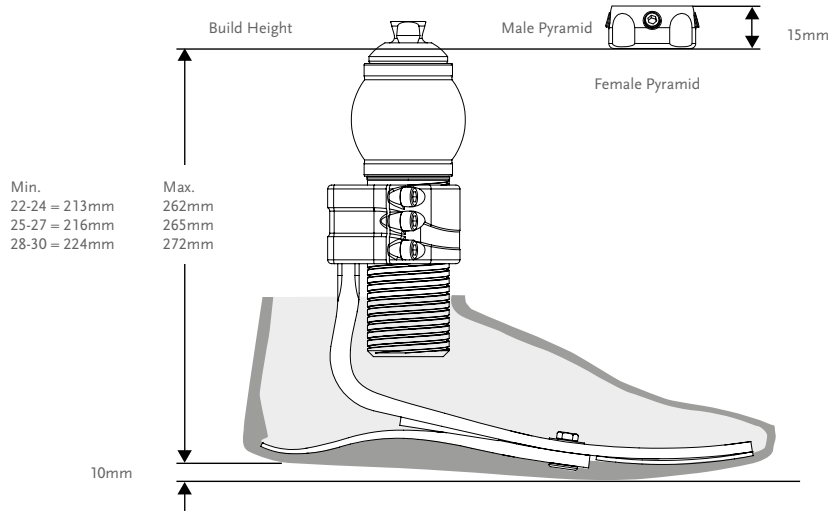
Category Selection Chart

Weight kg	45-52	53-59	60-68	69-77	78-88	89-100	101-116	117-130	131-147
Low Impact Category									
Size 22-24	1	1	2	3	4	5	N/A	N/A	N/A
Size 25-27	1	1	2	3	4	5	6	7	8
Size 28-30	3	3	3	3	4	5	6	7	8
Moderate Impact Category									
Size 22-24	1	2	3	4	6	N/A	N/A	N/A	N/A
Size 25-27	1	2	3	4	5	6	7	8	N/A
Size 28-30	3	3	3	4	5	6	7	8	N/A
High Impact Category									
Size 22-24	2	3	4	5	N/A	N/A	N/A	N/A	N/A
Size 25-27	2	3	4	5	6	7	8	N/A	N/A
Size 28-30	3	3	4	5	6	7	8	N/A	N/A

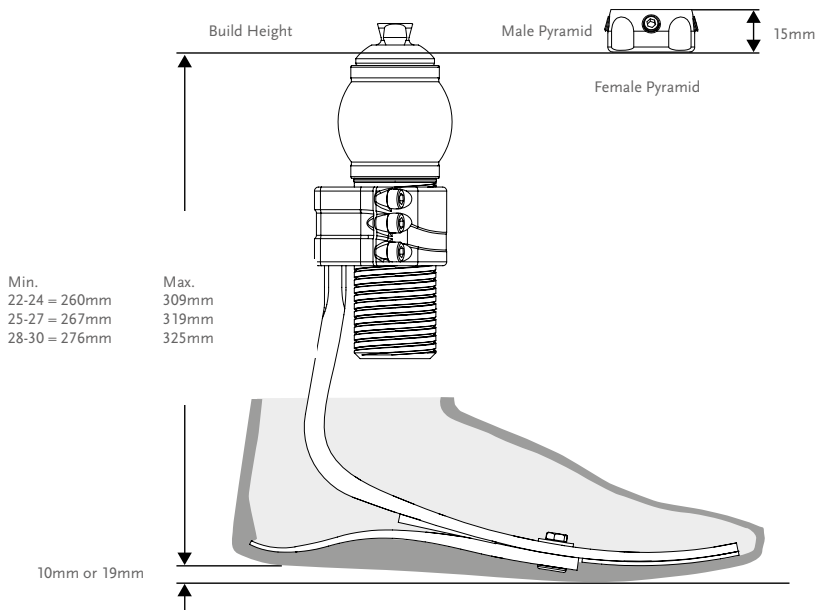
Re-Flex Rotate™

Clearance

RE-FLEX ROTATE STANDARD FOOT MODULE



RE-FLEX ROTATE TALL FOOT MODULE



*Note: Re-Flex Rotate with Unity has the same build height as Re-Flex Rotate.

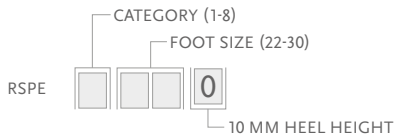
Re-Flex Rotate™

Kits

STANDARD PROFILE WITH SHOCK

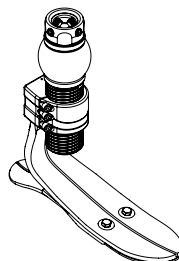
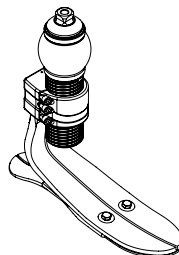
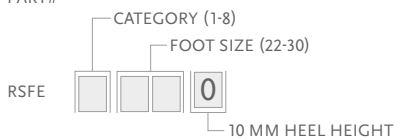
MALE PYRAMID ATTACHMENT

PART#



FEMALE PYRAMID ATTACHMENT

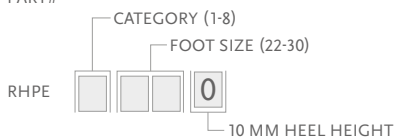
PART#



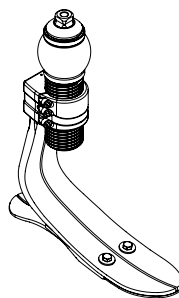
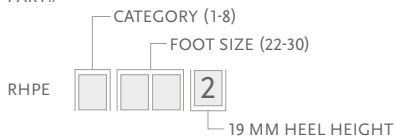
TALL PROFILE WITH SHOCK

MALE PYRAMID ATTACHMENT

PART#

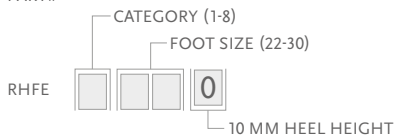


PART#

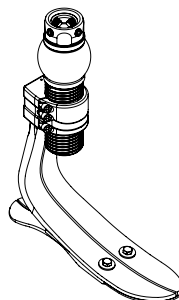
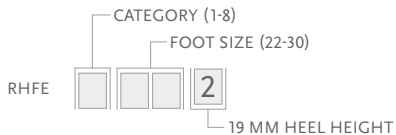


FEMALE PYRAMID ATTACHMENT

PART#



PART#



Includes:

- Foot Module
- Shock Kit
- Heel Wedges

Shock Kit Includes:

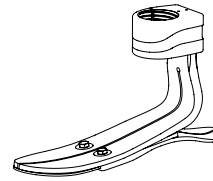
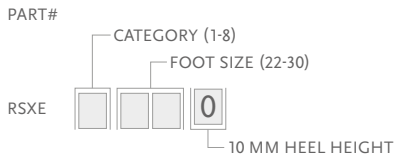
- Male/Female Pyramid Shock Module
- Loctite (Female)

Note: Solid toe is a special order.

Re-Flex Rotate™

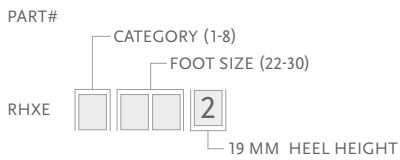
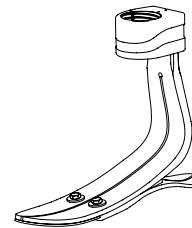
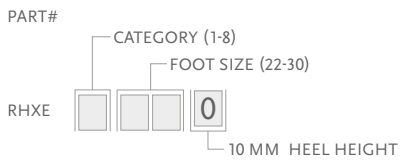
Kits

STANDARD PROFILE WITHOUT SHOCK



Note: 19mm heel height for standard profile, foot size 25-30, available upon special order.

TALL PROFILE WITHOUT SHOCK



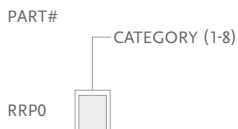
Includes:

- Foot Module

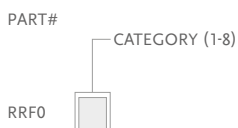
Note: Solid toe is a special order.

SHOCK KITS

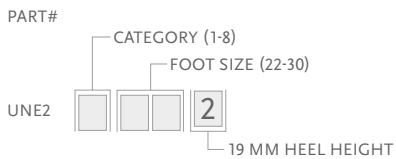
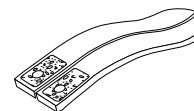
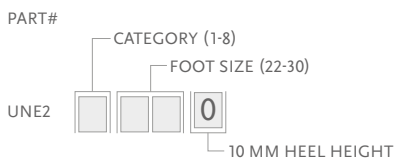
ROTATE MALE SHOCK KIT



ROTATE FEMALE SHOCK KIT



HEEL MODULE



Note: Solid heel is a special order.

Re-Flex Rotate™

Components

HEEL WEDGE KITS

Tall and Standard Profile Foot Module	Foot Size	Cat.
CM150011	22-30	ALL



Includes:

- 3 Wedges
- Adhesive

Part#	Description
CM160025	Loctite 243

ATTACHMENT CLAMP SCREW

Part#	Description
CM130140	M6 16MM Attachment Clamp Screw

Tools

TORQUE WRENCH

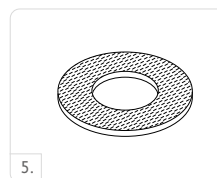
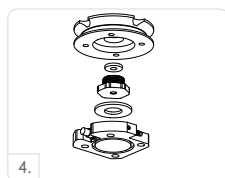
Part#	Description
FFC7980001	Torque Wrench 3Nm Preset



Unity

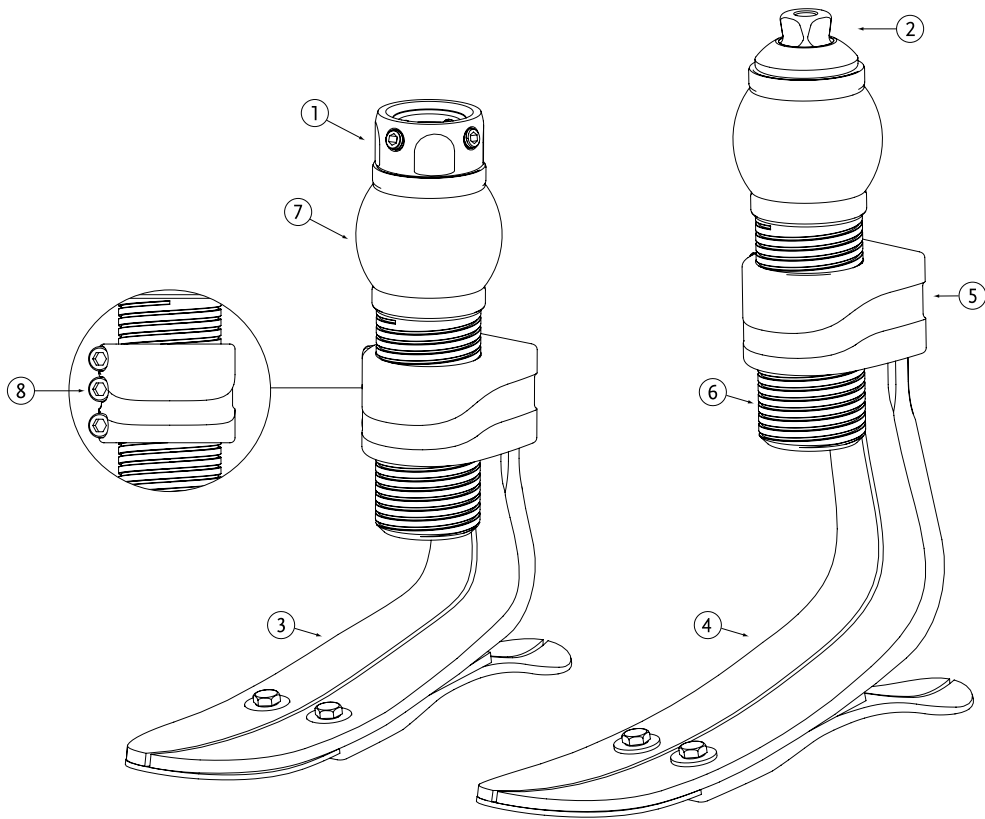
UNITY KITS

Picture	Part#	Description	Applicable Foot Kits
1	UTT0001	Unity TT Valve Kit	All
2	UTF0001	Unity TF Valve Kit	All
3	UTF0006	Unity TF Tube Kit	All
4	L-5446XX	Icelock 544 Kit Unity	All
5	UTT1103	Unity Valve Air Filter Pack (10 p.)	All



Re-Flex Rotate™

Diagram



	Description
1.	Female Pyramid
2.	Male Pyramid
3.	Standard Foot Kit
4.	Tall Foot Kit
5.	Fixed Attachment
6.	Threaded Outer Tube
7.	Torsion Cell
8.	Attachment Clamp Screws

Re-Flex Shock™

UNITY®
COMPATIBLE



Re-Flex Shock offers the best vertical shock absorption of all the Össur mechanical feet. With dynamic energy return and all around responsiveness the foot is a great choice for active users.

The composite spring in front provides shock absorption that reduces impact subjected to the body.

Össur recommends using Re-Flex Shock in conjunction with the sleeveless vacuum suspension system Unity®, which adds minimal weight and no extra build height, and does not interfere with Re-Flex Shock dynamics. Unity is designed to provide secure suspension in combination with Iceross Seal-In® technology, while stabilising volume fluctuations and maintaining comfortable socket fit throughout the day.



User Information	
Amputation Level:	Transfemoral and Transtibial
Impact Level:	Low to High
Maximum Patient Weight:	166kg



WEATHERPROOF



ACTIVE TIBIAL
PROGRESSION



VERTICAL
SHOCK PYLON



SPLIT TOE

Foot Information	
Categories:	1-9
Sizes:	22-30
Weight of Foot: (Size 27)	1076g w/ foot cover and sock
Build Height Standard: (Size 27)	210-238mm w/ Foot Cover and Male Pyramid
Build Height Tall: (Size 27)	255-288mm w/ Foot Cover and Male Pyramid
Heel Height:	10mm, 19mm available on special order
Adapter:	Male Pyramid


Unity System Information	
Maximum Vacuum:	-23inHg (-600mmHg)
Normal Operating Pressure:	-16-20 inHg
Added System Weight:	130g w/ Pump, Socket Valve and Tube

ÖSSUR FEET

Re-Flex Shock™

Ordering Information

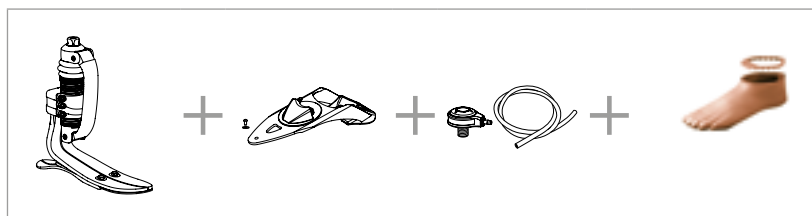
FOR COMPLETE FOOT*



Unity can be ordered with Re-Flex Shock in the standard foot module height. Please select the appropriate Unity Pump Module kit according to foot module size when placing an order and Unity will come preassembled on the foot. For extra convenience and system compatibility, Unity Valve Kits are highly recommended as a means of connecting to the socket.

For liner selection and item numbers please refer to Iceross Seal-In V and Seal-In® X TF pages.

FOR COMPLETE FOOT WITH UNITY



*Foot module also available in tall profile

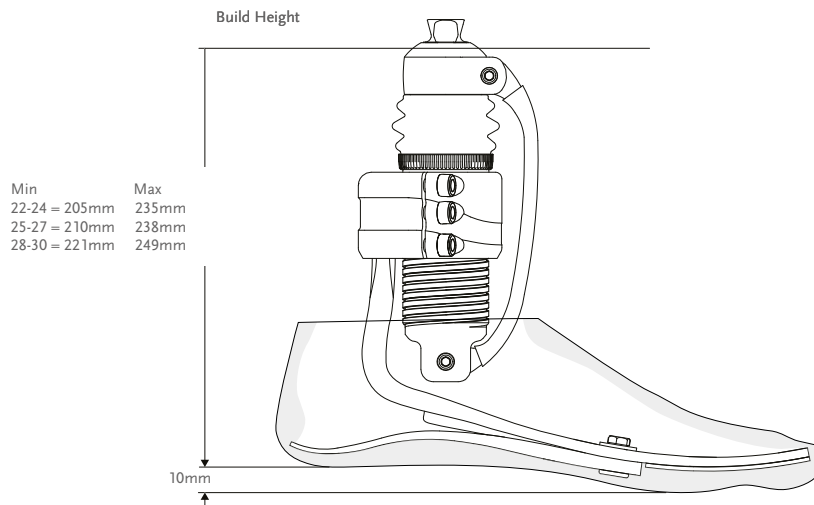
Category Selection Chart

Weight kg	45-52	53-59	60-68	69-77	78-88	89-100	101-116	117-130	131-147	148 - 166
Low Impact Category										
Size 22-24	1	1	2	3	4	5	6	N/A	N/A	N/A
Size 25-27	1	1	2	3	4	5	6	7	8	9
Size 28-30	3	3	3	3	4	5	6	7	8	9
Moderate Impact Category										
Size 22-24	1	2	3	4	6	6	N/A	N/A	N/A	N/A
Size 25-27	1	2	3	4	5	6	7	8	9	N/A
Size 28-30	3	3	3	4	5	6	7	8	9	N/A
High Impact Category										
Size 22-24	2	3	4	5	6	N/A	N/A	N/A	N/A	N/A
Size 25-27	2	3	4	5	6	7	8	9	N/A	N/A
Size 28-30	3	3	4	5	6	7	8	9	N/A	N/A

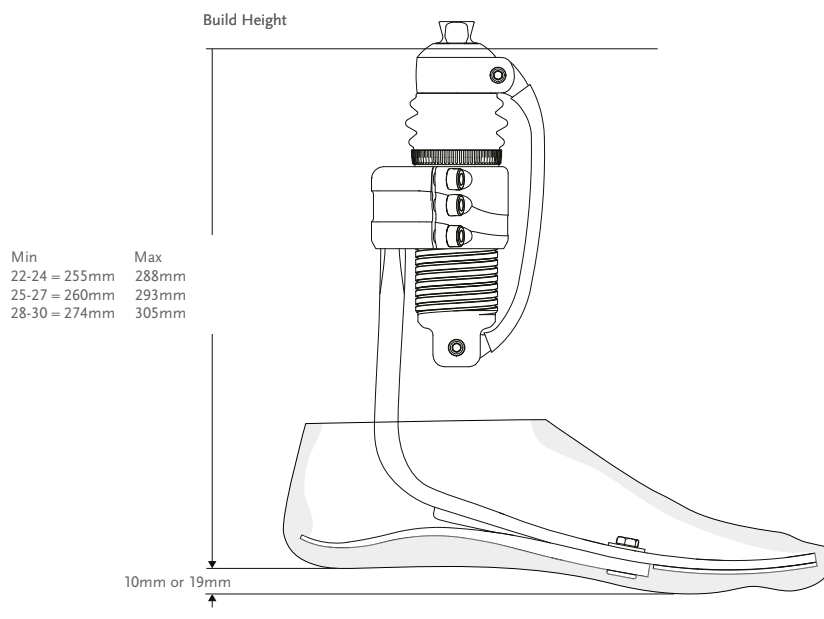
Re-Flex Shock™

Clearance

RE-FLEX SHOCK STANDARD FOOT MODULE



RE-FLEX SHOCK TALL FOOT MODULE



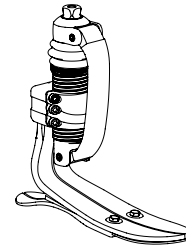
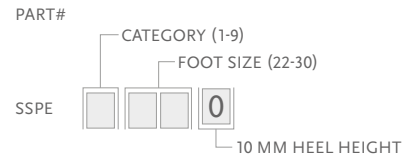
*Note: Re-Flex Shock with Unity has the same build height as Re-Flex Shock.

Re-Flex Shock™

Kits

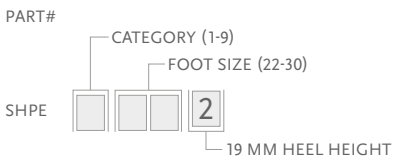
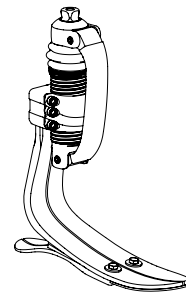
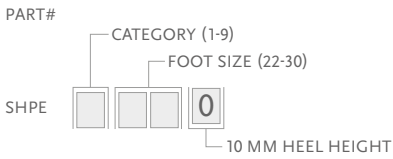
STANDARD PROFILE WITH SHOCK

MALE PYRAMID ATTACHMENT



TALL PROFILE WITH SHOCK

MALE PYRAMID ATTACHMENT



Includes:

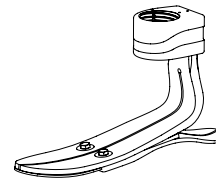
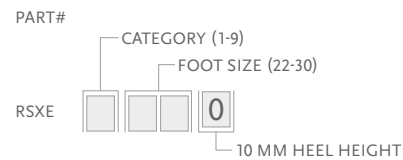
- Foot Module
- Shock Module with Carbon Front Spring
- Heel Wedges

Shock Kit Includes:

- Male Pyramid Shock Module
- Loctite

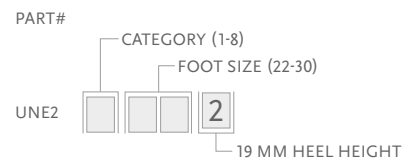
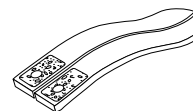
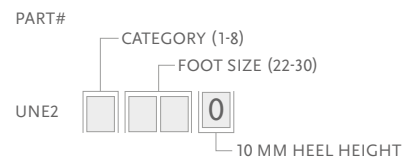
Note: Solid toe is a special order.

STANDARD PROFILE WITHOUT SHOCK



Note: 19mm heel height for standard profile, foot size 25-30, available upon special order.

HEEL MODULE

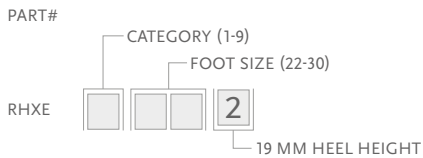
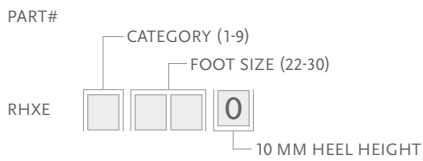


Note: Solid heel is a special order.

Re-Flex Shock™

Kits

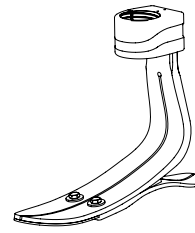
TALL PROFILE WITHOUT SHOCK



Includes:

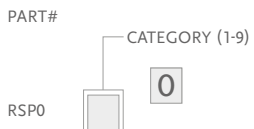
- Foot Module

Note: Solid toe is a special order.



SHOCK KITS

MALE SHOCK KIT



Components

HEEL WEDGE KITS

Tall and Standard Profile Foot Module	Foot Size	Cat.
CM150011	22-30	ALL

Includes:

- 3 Wedges
- Adhesive

Part#	Description
CM160025	Loctite 243

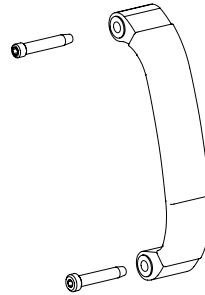


Re-Flex Shock™

Components

FRONT SPRINGS

Part#	Cat.
RSS44001	1
RSS44002	2
RSS44003	3
RSS44004	4
RSS44005	5
RSS44006	6
RSS44007	7
RSS44008	8



Includes:

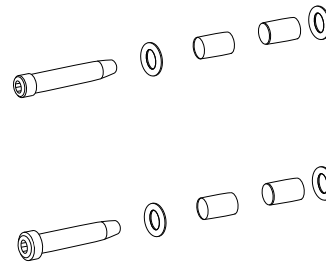
- Front Spring
- 2 Pins

BUSHING KIT

Part#	Description
RSS00001	Bushing Kit

Includes:

- 4 Bushings
- 4 Disc Springs
- 2 Pins



LOWER RING

Part#	Description
RSS40011	Re-Flex Shock Bellow
RSS40012	Re-Flex Shock Collar

Tools

TORQUE WRENCH

Part#	Description
FFC7980001	Torque Wrench 3Nm Preset

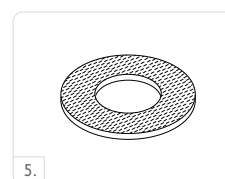
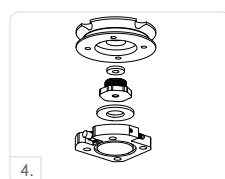


Re-Flex Shock™

Unity

UNITY KITS

Picture	Part#	Description	Applicable Foot Kits
1	UTT0001	Unity TT Valve Kit	All
2	UTF0001	Unity TF Valve Kit	All
3	UTF0006	Unity TF Tube Kit	All
4	L-544611	Icelock 544 Kit	All
5	UTT1103	Unity Valve Air Filter Pack (10 p.)	All

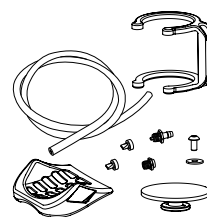


Spare Components

Part#	Description
URS00021	Unity RS Components, 22-24
URS00022	Unity RS Components, 25-30

Includes:

- Membrane
- Check valves
- Barb fittings
- Tube
- Tube fastener
- Heel pad

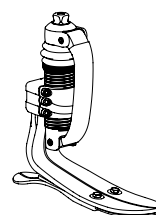


Foot Kits Applicable with Unity

RE-FLEX SHOCK™ STANDARD PROFILE

MALE PYRAMID ATTACHMENT

PART#



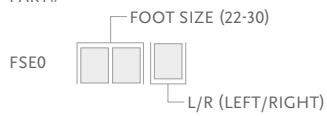
Caution: Due to restricted space with the Re-Flex Shock shock module and Unity, SSPE* kits allow for only 2 full turns of downwards adjustment from the tallest setting. Re-Flex Rotate modules can be set to any height within their designed limits.

Re-Flex Shock™

Cosmetic Finishing

FOOT COVER KIT, BEIGE AND BROWN*

PART#



Includes:

- Foot Cover
- Flex-Foot Sock
- Foot Cover Attachment

*Please specify when ordering brown covers, add "BR" to the end of the part number.

SPECTRA SOCKS

Used to cover the composite foot module to protect the foot and eliminate noise between foot module and foot shell.

Part#	Description	Size	Colour
FSEL60001	Black Sock Small 1 pc	22-25	Black
FSEL60002	Black Sock Large 1 pc	26-30	Black
FSEL60001-15	Black Sock Small 15 pc	22-25	Black
FSEL60002-15	Black Sock Large 15 pc	26-30	Black



Cheetah® Xplore



Cheetah Xplore is a unique crossover foot prosthesis inspired by the original Cheetah design. Although primarily designed for everyday use, Cheetah Xplore allows the user to engage in various sports and activities. The foot combines high energy return and dynamic push-off with increased balance and stability, supporting amputees with an active lifestyle.



User Information	
Amputation Level:	Transfemoral and Transtibial
Impact Level:	Moderate to Extreme
Maximum Patient Weight:	147kg



FULL LENGTH TOE LEVER



ACTIVE TIBIAL PROGRESSION



WATERPROOF



SPLIT TOE

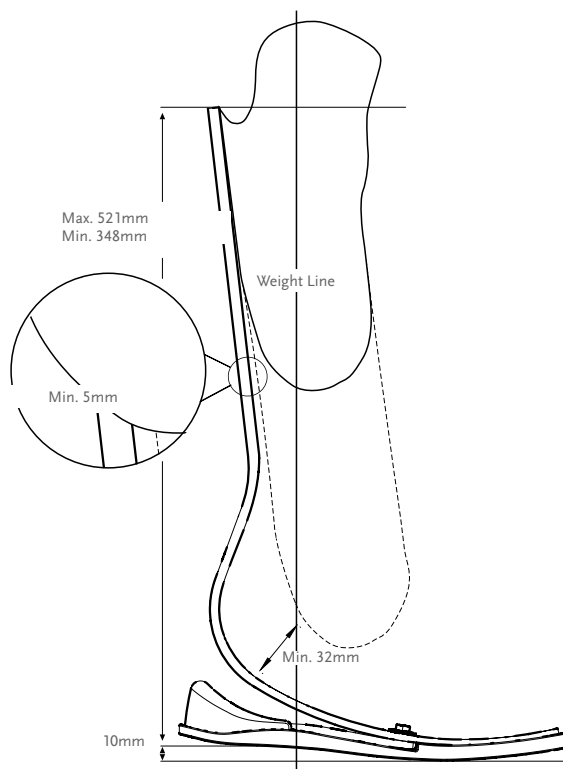
Foot information	
Categories:	1-9
Sizes:	One Size Per Category
Weight of Foot (Cat. 5):	646g
Build Height:	Max. height of the posterior brim: 521mm Min. height of the posterior brim: 348mm Min. clearance from the socket to the foot: 32mm
Adapter Options:	Lamination Connector

Category Selection Chart

Weight kg	45-52	53-59	60-68	69-77	78-88	89-100	101-116	117-130	131-147
Moderate Impact Level	1	2	3	4	5	6	7	8	9
High Impact Level	2	3	4	5	6	7	8	9	N/A

Cheetah® Xplore

Clearance with Direct Lamination



Kits

CHEETAH XPLORE KIT*

PART#	CATEGORY (1-9)
FSX009	

Includes:

- Foot Module
- Foam Heel Counter
- Foam Sole
- +Pluseries Adhesives 215 ml - Composite 1 Minute

*Cheetah Xplore comes with +Pluseries composite 1 minute adhesive. The +Pluseries adhesive dispenser needs to be ordered separately. The Lamination connector may also be ordered separately with Cheetah Xplore.



Kits


ATTACHMENT BOLT FOR LAMINATION CONNECTOR

Part#	Description	Size	Cat.
CM130218	Attachment Bolt for Lamination Connector	5/16"-24 x 1 1/2"	1-6
CM130213	Attachment Bolt for Lamination Connector	3/8"-24 x 1 3/4"	7-9



HARDWARE KIT FOR T CONNECTORS

Part#	Length	Weight	Size	Cat.
CM100054	8mm	108g	x 2-1/2"	1-6
CM100055	10mm	144g	x 2-1/2"	7-9

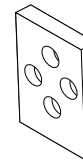


Includes:

- Bolts
- Nuts
- Spherical Washer
- Flat Washer

ALIGNMENT WEDGES

Part#	Description	Cat.
CM140502	Alignment Wedges 2°	ALL
CM140505	Alignment Wedges 4°	ALL
CM140508	Alignment Wedges 6°	ALL
CM140511	Alignment Wedges 8°	ALL



HEEL WEDGE KIT

For adjustment of heel stiffness and roll-over characteristics.

Part#	Foot Size
CM150011	22-30

Includes:

- 3 Wedges
- Adhesive



LAMINATION CONNECTOR KIT

Part#	Description	Cat.
FSX50009	Lamination Connector	1-9

Includes:

- Connector
- Alignment Wedges (2°, 4°, 6°, 8°)
- Attachment Hardware
- Lamination Kit

Cheetah® Xplore

Tools

+PLUSERIES DISPENSER

Part#	Description
FSX80016	+Pluseries 215 ml Dispenser



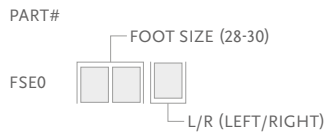
+PLUSERIES ADHESIVE

Part#	Description
FSX80015	+Pluseries Adhesive 215 ml - Composite 1 Minute
FSX80017	+Pluseries Mixing Nozzle Includes: 6 Mixing Nozzles



Cosmetic Finishing

FOOT COVER KIT, BEIGE AND BROWN*



Includes:

- Foot Cover
- Flex-Foot Sock
- Foot Cover Attachment

*Please specify when ordering brown covers, add "BR" to the end of the part number.

FLEX-FOOT SOCKS

Used to cover the composite foot module to protect the foot and eliminate noise between foot module and foot shell.

Part#	Description	Size	Colour
FSEL60002	Black Sock Large 1 pc	26-30	Black
FSEL60002-15	Black Sock Large 15 pc	26-30	Black

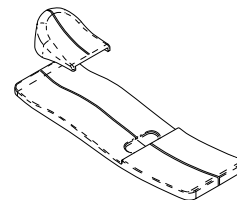


FOAM HEEL COUNTER AND SOLE

Part#
FSX60001

Includes:

- Foam Heel Counter
- Foam Sole



Flex-Foot Balance[®] with D/P Flexion[™]

UNITY[®]
COMPATIBLE



The Flex-Foot Balance is a comfortable multi-axial foot that combines proven durability and stability with comfort.

Flex-Foot Balance is also available with the D/P Flexion[™] hydraulic ankle module. Flex-Foot Balance with D/P Flexion offers 8 degrees of dorsi and plantarflexion during stance phase. Swing phase dorsiflexion is designed to reduce the risk of trips and falls- one of the main concerns of low active amputees. Plus, independent stiffness adjustment of dorsi and plantarflexion enables you to customise performance for each amputee user. Please note that D/P Flexion is intended for low active amputees only.

Össur recommends using Flex-Foot Balance with D/P Flexion in conjunction with the sleeveless vacuum suspension system Unity[®], which adds minimal weight and no extra build height, and does not interfere with Flex-Foot Balance with D/P Flexion dynamics. Unity is designed to provide secure suspension in combination with Icross Seal-In[®] technology, while stabilising volume fluctuations and maintaining comfortable socket fit throughout the day.



User Information	
Amputation Level:	Transfemoral and Transtibial
Impact Level:	Low
Maximum Patient Weight:	136kg



FULL LENGTH
TOE LEVER



MULTI-AXIAL
GROUND
COMPLIANCE



SANDAL TOE



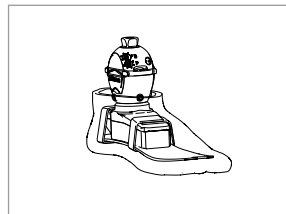
HYDRAULIC
FLEXION

Foot Information	
Categories:	0-5
Sizes:	21-28
Weight of Foot: (Size 27)	932g w/ Pyramid and Foot Cover
Build Height: (Size 27)	138mm w/ Pyramid and Foot Cover
Heel Height:	10mm
Adapter Options:	Male Pyramid

Unity System Information	
Unity Sizes:	23-28
Maximum Vacuum:	23inHg (600mmHg)
Normal Operating Pressure:	-16inHg to -20inHg
Added System Weight:	100g w/ Pump, Socket Valve and Tube

Ordering Information

FOR COMPLETE FOOT



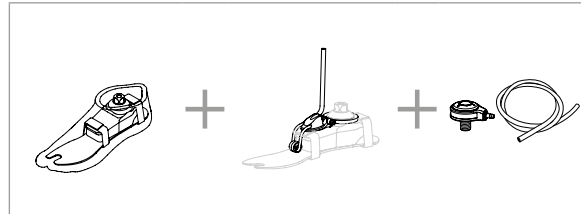
Flex-Foot Balance[®] with D/P Flexion[™]

Ordering Information

Please select the appropriate Unity Pump Module kit according to foot module size when placing an order and Unity will come preassembled on the foot. For extra convenience and system compatibility, Unity Valve Kits are highly recommended as a means of connecting to the socket.

For liner selection charts and item numbers please refer to the appropriate Iceross Seal-In page.

FOR COMPLETE FOOT WITH UNITY

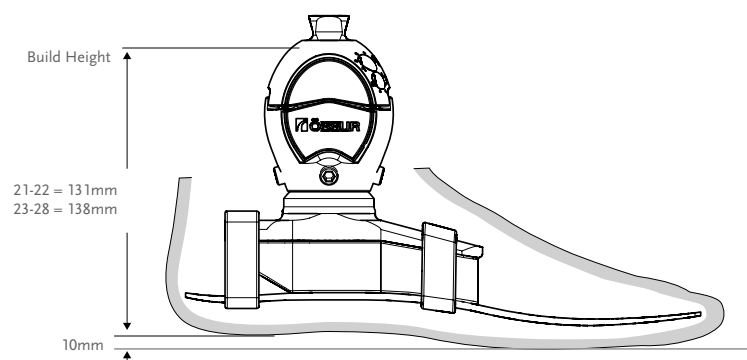


Category Selection Chart

Weight kg	36-44	45-61	62-80	81-97	98-114	115-136
21	0	1	N/A	N/A	N/A	N/A
22	0	1	N/A	N/A	N/A	N/A
23	0	1	2	N/A	N/A	N/A
24	0	1	2	N/A	N/A	N/A
25	N/A	1	2	3	4	5
26	N/A	1	2	3	4	5
27	N/A	N/A	2	3	4	5
28	N/A	N/A	2	3	4	5

NOTE: The above categories apply only to Flex-Foot Balance with or without D/P Flexion

Clearance



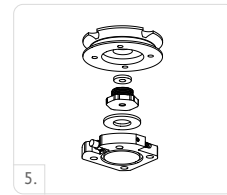
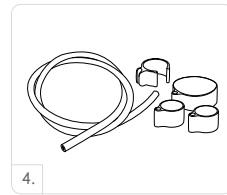
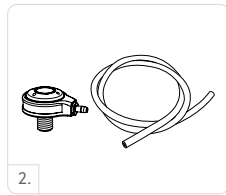
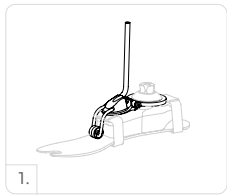
*Note. Flex-Foot Balance with D/P Flexion with Unity has the same build height as Flex-Foot Balance with D/P Flexion.

Flex-Foot Balance® with D/P Flexion™

Unity

UNITY KITS

Picture	Part#	Description	Applicable Foot Kits
1	UKB0026	Unity Pump Module K2P-FBP 23-26	Flex-Foot Balance Size 23-26
1	UKB0028	Unity Pump Module K2P-FBP 27-28	Flex-Foot Balance Size 27-28
2	UTT0001	Unity TT Valve Kit	All
3	UTF0001	Unity TF Valve Kit	All
4	UTF0006	Unity TF Tube Kit	All
5	L-544611	Icelock 544 Kit Unity	All



Unity Spare Components

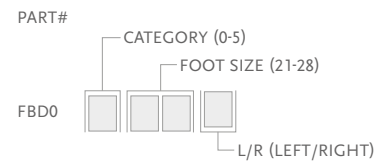
Part#	Description
UKB00021	Unity Components, 23-28

Includes:

- Membrane
- Check valves
- Barb fittings
- Tube
- Tube fastener

Kits

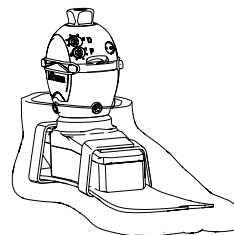
FLEX-FOOT BALANCE WITH D/P FLEXION



Includes:

- Foot Module with D/P Flexion
- Removable Foot Cover* with a Flex-Foot Sock

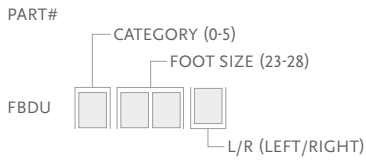
*For Flex-Foot Balance with D/P flexion with brown foot cover add a "BR" suffix to the part#



Flex-Foot Balance® with D/P Flexion™

Foot Kits Applicable with Unity

UNITY FOR FLEX-FOOT BALANCE WITH D/P FLEXION



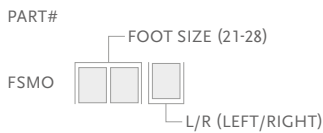
Includes:

- Foot Module with D/P Flexion
- Removable Foot Cover* with a Flex-Foot Sock

*For Flex-Foot Balance with D/P flexion with brown foot cover add a "BR" suffix to the part#

Cosmetic Finishing

FOOT COVER KIT, BEIGE AND BROWN*



*For Flex-Foot Balance with brown foot cover add a "BR" suffix to the part#

Includes:

- Foot Cover
- Flex-Foot Sock
- Foot Cover Attachment

FLEX-FOOT SOCKS

Used to cover the composite foot module to protect the foot and eliminate noise between foot module and foot shell.

Part#	Description	Size	Colour
FCX63022	FF Sock Small 1 pc	22-25	Black
FCX63025	FF Sock Large 1 pc	26-30	Black



Flex-Foot® Balance

UNITY®
COMPATIBLE



The Flex-Foot Balance is a comfortable multi-axial foot that combines proven durability and stability with comfort; leading to optimum patient compliance.

Its full length toe lever and multi-axial design offer a smooth transition from heel strike to toe off that is absent in many competitively priced feet.

Össur recommends using Flex-Foot Balance in conjunction with the sleeveless vacuum suspension system Unity®, which adds minimal weight and no extra build height, and does not interfere with Flex-Foot Balance dynamics. Unity is designed to provide secure suspension in combination with Iceross Seal-In® technology, while stabilising volume fluctuations and maintaining comfortable socket fit throughout the day.



User Information	
Amputation Level:	Transfemoral and Transtibial
Impact Level:	Low
Maximum Patient Weight:	136kg



FULL LENGTH TOE LEVER



MULTI-AXIAL GROUND COMPLIANCE



SANDAL TOE

Foot Information	
Categories:	0-5
Sizes:	21-28
Weight of Foot: (Size 27)	594g w/ Pyramid and Foot Cover
Build Height: (Size 27)	62mm w/ Pyramid and Foot Cover
Heel Height:	10mm
Adapter Options:	Male Pyramid

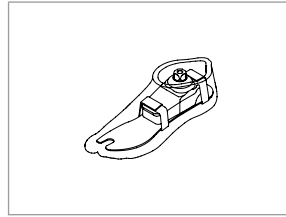
Unity System Information	
Unity Sizes:	23-28
Maximum Vacuum:	-23inHg (-600mmHg)
Normal Operating Pressure:	-16-20 inHg
Added System Weight:	100g w/ Pump, Socket Valve and Tube

ÖSSUR FEET

Flex-Foot® Balance

Ordering Information

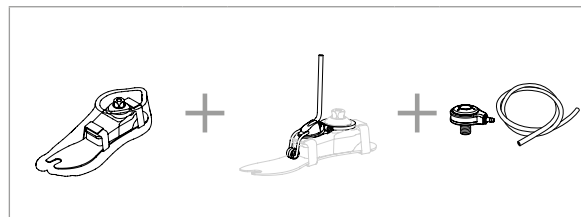
FOR COMPLETE FOOT



Please select the appropriate Unity Pump Module kit according to foot module size when placing an order and Unity will come preassembled on the foot. For extra convenience and system compatibility, Unity Valve Kits are highly recommended as a means of connecting to the socket.

For liner selection charts and item numbers please refer to the appropriate Icross Seal-In page.

FOR COMPLETE FOOT WITH UNITY



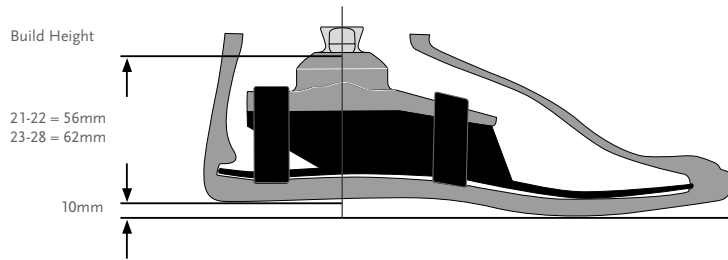
Category Selection Chart

Weight kg	36-44	45-61	62-80	81-97	98-114	115-136
21	0	1	N/A	N/A	N/A	N/A
22	0	1	N/A	N/A	N/A	N/A
23	0	1	2	N/A	N/A	N/A
24	0	1	2	N/A	N/A	N/A
25	N/A	1	2	3	4	5
26	N/A	1	2	3	4	5
27	N/A	N/A	2	3	4	5
28	N/A	N/A	2	3	4	5

NOTE: The above categories apply only to Flex-Foot Balance

Flex-Foot® Balance

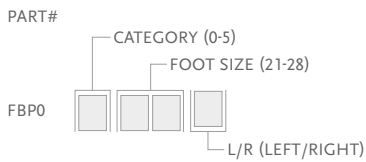
Clearance



Note. Flex-Foot Balance with Unity has the same build height as Flex-Foot Balance.

Kits

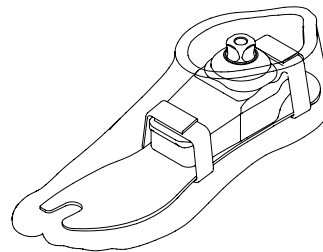
FLEX-FOOT BALANCE MALE PYRAMID



Includes:

- Foot Module with a Male Pyramid Adapter
- Removable Foot Cover* with a Flex-Foot Sock

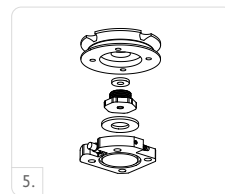
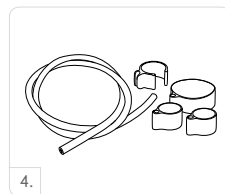
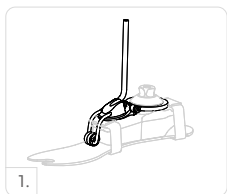
*For Flex-Foot Balance with brown foot cover add a "BR" suffix to the part#



Unity

UNITY KITS

Picture	Part#	Description	Applicable Foot Kits
1	UKB0026	Unity Pump Module K2P-FBP 23-26	Flex-Foot Balance Size 23-26
1	UKB0028	Unity Pump Module K2P-FBP 27-28	Flex-Foot Balance Size 27-28
2	UTT0001	Unity TT Valve Kit	All
3	UTF0001	Unity TF Valve Kit	All
4	UTF0006	Unity TF Tube Kit	All
5	L-544611	Icelock 544 Kit Unity	All



Flex-Foot® Balance

Spare Components

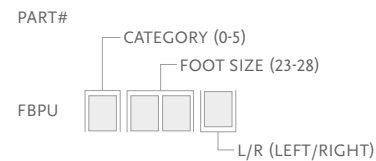
Part#	Description
UKB00021	Unity Components, 23-28

Includes:

- Membrane
- Tube
- Check valves
- Tube fastener
- Barb fittings

Foot Kits Applicable with Unity

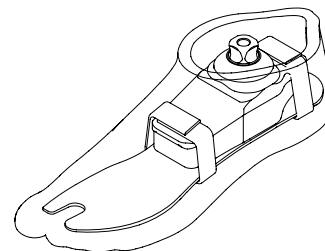
FLEX-FOOT BALANCE MALE PYRAMID



Includes:

- Foot Module with a Male Pyramid Adapter
- Removable Foot Cover* with a Flex-Foot Sock

*For Flex-Foot Balance with brown foot cover add a "BR" suffix to the part#
Note: Unity will come preassembled on the foot if ordered with FBPU

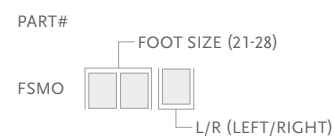


Unity Category Selection Chart

Weight kg	36-44	45-61	62-80	81-97	98-114	115-136
23	0	1	2	N/A	N/A	N/A
24	0	1	2	N/A	N/A	N/A
25	N/A	1	2	3	4	5
26	N/A	1	2	3	4	5
27	N/A	N/A	2	3	4	5
28	N/A	N/A	2	3	4	5

NOTE: The above categories apply only to Flex-Foot Balance

FOOT COVER KIT, BEIGE AND BROWN*



*For Flex-Foot Balance with brown foot cover add a "BR" suffix to the part#

Includes:

- Foot Cover
- Flex-Foot Sock
- Foot Cover Attachment

FLEX-FOOT SOCKS

Used to cover the composite foot module to protect the foot and eliminate noise between foot module and foot shell.

Part#	Description	Size	Colour
FCX63022	FF Sock Small 1 pc	22-25	Black
FCX63025	FF Sock Large 1 pc	26-30	Black



Balance™ Foot J

UNITY®
COMPATIBLE



Balance Foot J is designed to meet the needs of slower speed walkers. It is lightweight with a heel that users perceive stability and cushioning at heel strike. Together with the full-length keel users perceive the Balance J to provide stability and support.

Össur recommends using Balance Foot J in conjunction with the sleeveless vacuum suspension system Unity®, which adds minimal weight and no extra build height, and does not interfere with Balance Foot J dynamics. Unity is designed to provide secure suspension in combination with Iceross Seal-In® technology, while stabilising volume fluctuations and maintaining comfortable socket fit throughout the day.



User Information	
Amputation Level:	Transfemoral and Transtibial
Impact Level:	Low
Maximum Patient Weight:	136kg



FULL LENGTH
TOE LEVER



ACTIVE TIBIAL
PROGRESSION



WEATHERPROOF

Foot Information	
Categories:	1-5
Sizes:	22-30
Weight of Foot: (Size 27, Cat. 2)	502g w/ Pyramid and Foot Cover
Build Height: (Size 27)	125mm w/ Male Pyramid and Foot Cover
Adapter Options:	Male Pyramid

Unity System Information	
Maximum Vacuum:	-23inHg (-600mmHg)
Normal Operating Pressure:	-15-18 inHg
Added System Weight:	104g w/ Pump, Socket Valve and Tube

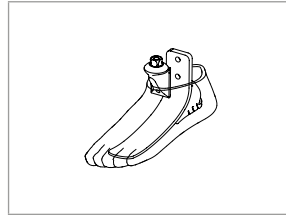
ÖSSUR FEET



Balance™ Foot J

Ordering Information

FOR COMPLETE FOOT



Please select the appropriate Unity Pump Module kit according to foot module size when placing an order and Unity will come preassembled on the foot. For extra convenience and system compatibility, Unity Valve Kits are highly recommended as a means of connecting to the socket.

For liner selection charts and item numbers please refer to the appropriate Icross Seal-In page.

FOR COMPLETE FOOT WITH UNITY

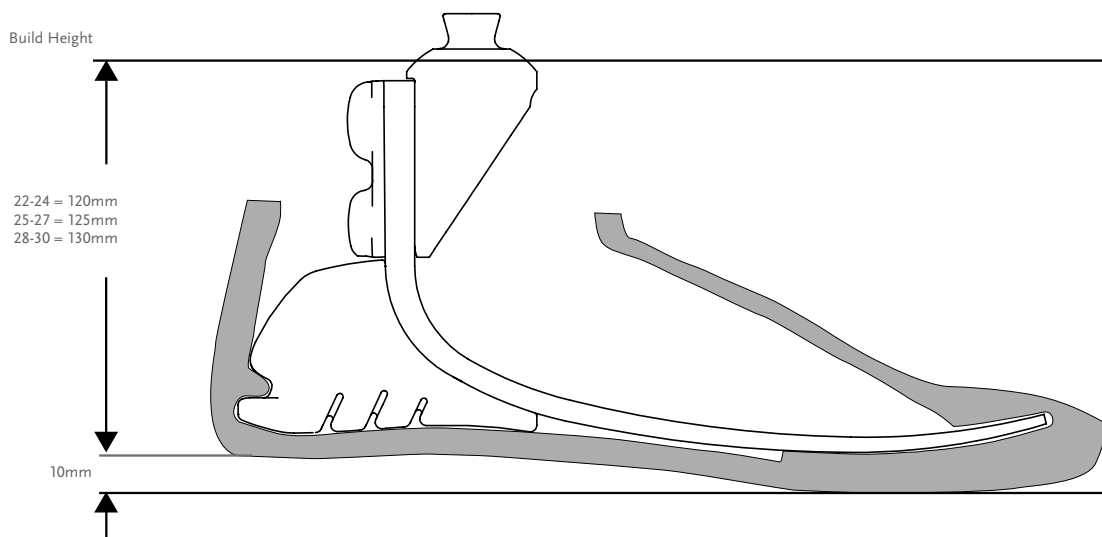


Category Selection chart

Weight kg	45-61	62-80	81-97	98-114	115-136
22	1	2	N/A	N/A	N/A
23	1	2	3	4	N/A
24	1	2	3	4	N/A
25	1	2	3	4	5
26	1	2	3	4	5
27	1	2	3	4	5
28	N/A	2	3	4	5
29	N/A	N/A	3	4	5
30	N/A	N/A	N/A	4	5

Balance™ Foot J

Clearance

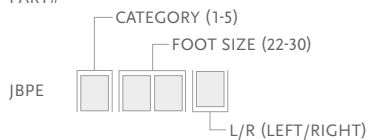


*Note: Balance Foot J with Unity has the same build height as Balance Foot J.

Kits

BALANCE FOOT J WITH MALE PYRAMID

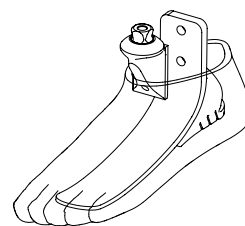
PART#



Includes:

- Foot Module with Male Pyramid
- Foot Cover Kit*

*For Balance Foot J with brown foot cover, add "BR" to the part#.

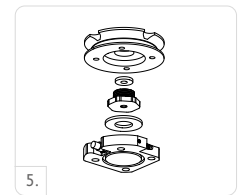


Balance™ Foot J

Unity

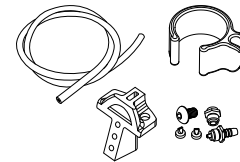
UNITY KITS

Picture	Part#	Description	Applicable Foot Kits
1	UFA0024	FAP-JBP Unity Pump S22-24	Balance Foot J Size 22-24
1	UFA0027	FAP-JBP Unity Pump S25-27	Balance Foot J Size 25-27
1	UFA0030	FAP-JBP Unity Pump S28-30	Balance Foot J Size 28-30
2	UTT0001	Unity TT Valve Kit	All
3	UTF0001	Unity TF Valve Kit	All
4	UTF0006	Unity TF Tube Kit	All
5	L-544611	Icelock 544 Kit Unity	All



Unity Spare Components

Part#	Description
UFA00021	Unity FAP-JBP Components 22-24
UFA00022	Unity FAP-JBP Components 25-27
UFA00023	Unity FAP-JBP Components 28-30



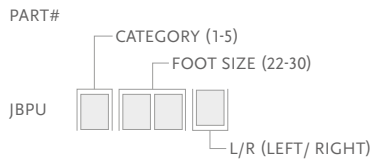
Includes:

- Pump Blade
- Membrane
- Barb Fittings
- Check valves
- Mounting Screw
- Tube
- Loctite
- Tube clamp

Balance™ Foot J

Foot Kits Applicable with Unity

BALANCE FOOT J WITH MALE PYRAMID



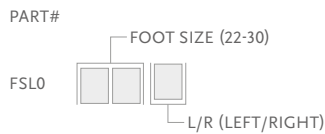
Includes:

- Foot Module with Male Pyramid
- Foot Cover Kit*

*For Balance Foot J with brown foot cover, add "BR" to the part#.

Cosmetic Finishing

FOOT COVER KIT, BEIGE AND BROWN*



Includes:

- Foot Cover Kit
- Foot Cover Attachment
- Flex-Foot Sock

*Please specify when ordering brown covers, add "BR" to the end of the part number.

FLEX-FOOT SOCKS

Used to cover the composite foot module to protect the foot and eliminate noise between foot module and foot shell.



Part#	Description	Size	Colour
FCX63022	FF Sock Small 1 pc	22-25	Black
FCX63025	FF Sock Large 1 pc	26-30	Black
FCX63022-15	FF Sock Small 15 pcs	22-25	Black
FCX63026-15	FF Sock Large 15 pcs	26-30	Black

Flex-Foot Assure®



Flex-Foot Assure is an ideal first prosthesis, or a more permanent option for low active users. Designed specifically for slower walkers, Flex-Foot Assure incorporates an active heel combined with a full-length keel that work together to protect the vulnerable sound limb. The proven design and simple fit of Assure allows basic ambulators to take advantage of premium technology matched to their needs.

Össur recommends using Flex-Foot Assure in conjunction with the sleeveless vacuum suspension system Unity®, which adds minimal weight and no extra build height, and does not interfere with Flex-Foot Assure dynamics. Unity is designed to provide secure suspension in combination with Icross Seal-In® technology, while stabilising volume fluctuations and maintaining comfortable socket fit throughout the day.



User information	
Amputation Level:	Transfemoral and Transtibial
Impact Level:	Low
Maximum Patient Weight:	136kg



FULL LENGTH TOE LEVER



ACTIVE TIBIAL PROGRESSION



WATERPROOF*



WEATHERPROOF**

* Flex-Foot Assure with tube kit

** Flex-Foot Assure with pyramid

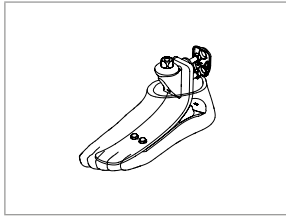
Foot Information	
Categories:	1-5
Sizes:	19-30
Weight of Foot: (Size 27)	544g w/ Pyramid and Foot Cover
Build Height: (Size 27)	125mm w/ Pyramid and Foot Cover
Heel Height:	10mm
Adapter Options:	Male Pyramid or Fibreglass Tube

Unity System Information	
Foot Sizes:	22-30
Maximum Vacuum:	23inHg (600mmHg)
Normal Operating Pressure:	-15inHg to -18inHg
Added System Weight:	104g w/ Pump, Socket Valve and Tube

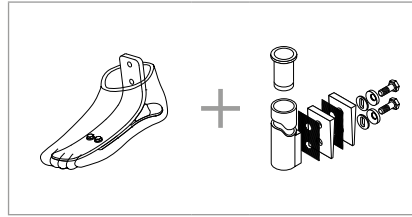
Flex-Foot Assure®

Ordering Information

FOR COMPLETE FOOT



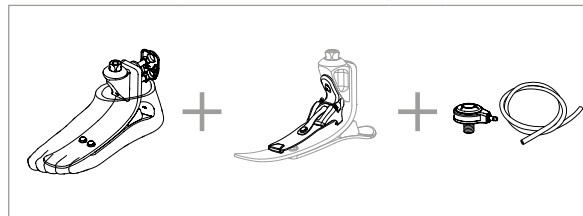
FOR COMPLETE FOOT WITH TUBE



Please select the appropriate Unity Pump Module kit according to foot module size when placing an order and Unity will come preassembled on the foot. For extra convenience and system compatibility, Unity Valve Kits are highly recommended as a means of connecting to the socket.

For liner selection charts and item numbers please refer to the appropriate Icross Seal-In page.

FOR COMPLETE FOOT



Category Selection Chart

Weight kg	45-61	62-80	81-97	98-114	115-136
19-20**	1	2	N/A	N/A	N/A
21-22**	1	2	N/A	N/A	N/A
23-24	1	2	3	4	N/A
25-26	1	2	3	4	5
27-28	1	2	3	4	5
29-30	N/A	2	3	4	5

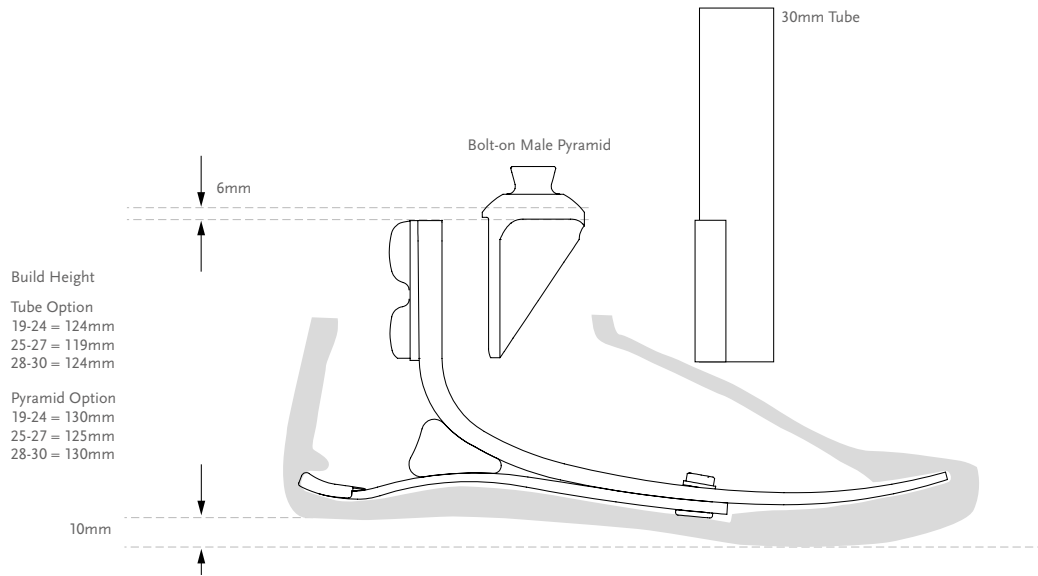
NOTE: The above categories apply only to Flex-Foot Assure

*All sizes not available for each category

**Unity for Flex-Foot Assure is available from sizes 22 and in all categories.

Flex-Foot Assure®

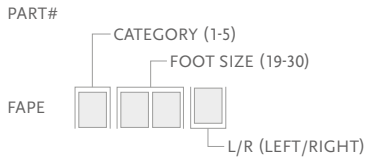
Clearance



*Note: Flex-Foot Assure with Unity has the same build height as Flex Foot Assure with a Pyramid Option.

Kits

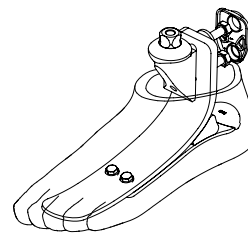
FLEX-FOOT ASSURE KIT WITH MALE PYRAMID



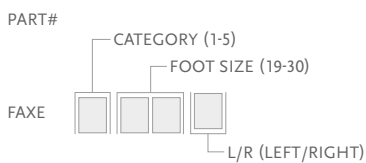
Includes:

- Foot Module with Male Pyramid
- Foot Cover Kit*

*For Flex-Foot Assure with brown foot cover, add "BR" to the part#.



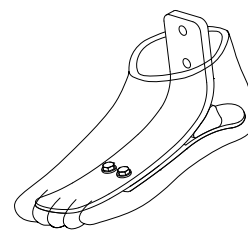
FLEX-FOOT ASSURE KIT WITHOUT ADAPTER



Includes:

- Foot Module
- Foot Cover Kit*

*For Flex-Foot Assure with brown foot cover, add "BR" to the part#.

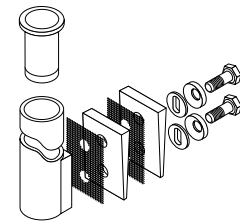


Flex-Foot Assure®

Components

30MM FIBREGLASS TUBE KIT

Part#	Cat.	Wall	Thickness	Length	Weight
SFX00001	Red	1-3	3mm	279mm	292g
SFX00002	Red	1-3	3mm	381mm	333g
SFX00003	Green	4-5	4mm	279mm	331g
SFX00004	Green	4-5	4mm	381mm	401g

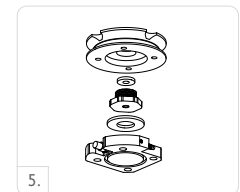


Includes:

- Tube Insert (cat. 4-5)
- Bolts (5/16" UNF)
- Spherical Washers
- Friction Pads
- Loctite 410
- Alignment Wedges

UNITY KITS

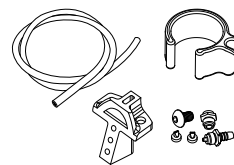
Picture	Part#	Description	Applicable Foot Kits
1	UFA0024	Unity Pump S22-24	Flex-Foot Assure Size 22-24
1	UFA0027	Unity Pump S25-27	Flex-Foot Assure Size 25-27
1	UFA0030	Unity Pump S28-30	Flex-Foot Assure Size 28-30
2	UTT0001	Unity TT Valve Kit	All
3	UTF0001	Unity TF Valve Kit	All
4	UTF0006	Unity TF Tube Kit	All
5	L-544611	Icelock 544 Kit Unity	All



Flex-Foot Assure®

Spare Components

Part#	Description
UFA00021	Unity Components 22-24
UFA00022	Unity Components 25-27
UFA00023	Unity Components 28-30

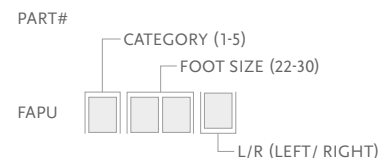


Includes:

- Pump Blade
- Membrane
- Barb Fittings
- Check valves
- Mounting Screw
- Tube
- Loctite
- Tube clamp

Foot Kits Applicable with Unity

FLEX-FOOT ASSURE WITH MALE PYRAMID



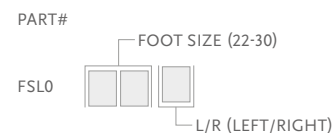
Includes:

- Foot Module with Male Pyramid
- Foot Cover Kit*

*For Flex-Foot Assure with brown foot cover, add "BR" to the part#.

Cosmetic Finishing

FOOT COVER KIT, BEIGE AND BROWN*



Includes:

- Foot Cover Kit
- Foot Cover Attachment**

NOTE: For sizes 19-21, use FCX0* instead of FSL0*

*For Flex-Foot Assure with brown foot cover, add "BR" to the part#.

** Sizes 19-21 do not include a foot cover attachment

FLEX-FOOT SOCKS

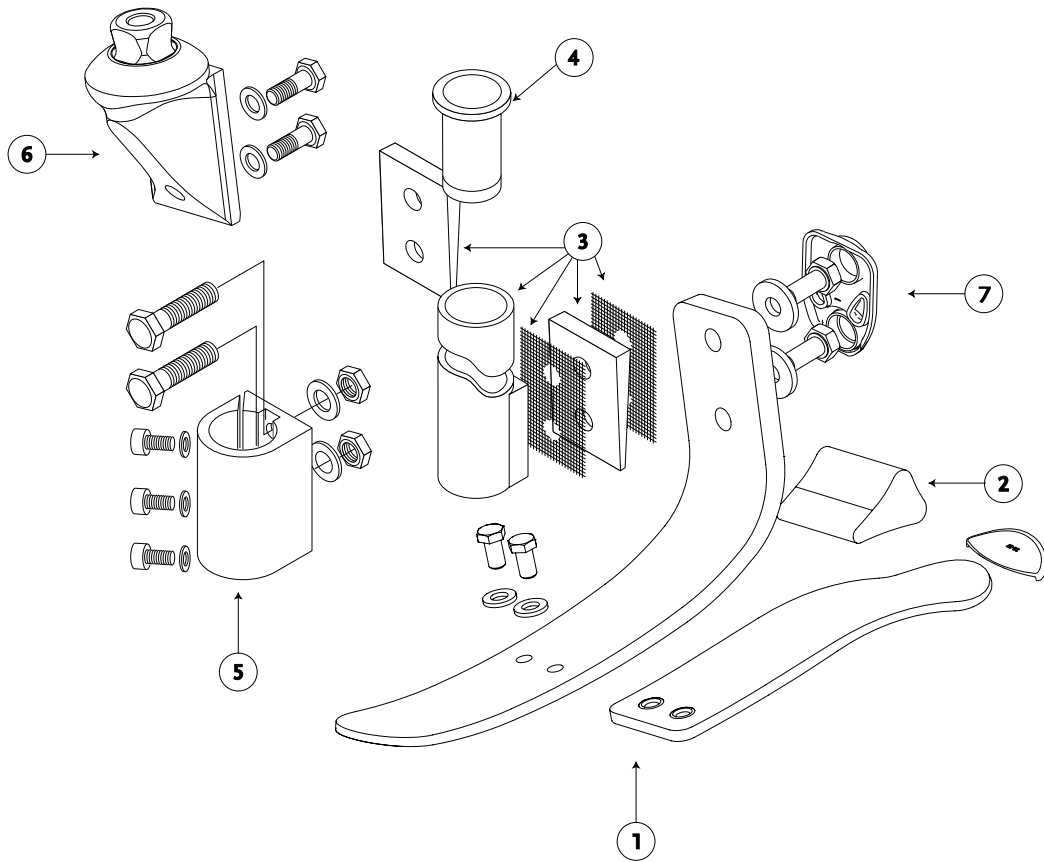
Used to cover the composite foot module to protect the foot and eliminate noise between foot module and foot shell.

Part#	Description	Size	Colour
FCX63022	FF Sock Small 1 pc	22-25	Black
FCX63025	FF Sock Large 1 pc	26-30	Black
FCX63022-15	FF Sock Small 15 pcs	22-25	Black
FCX63026-15	FF Sock Large 15 pcs	26-30	Black



Flex-Foot Assure[®]

Diagram



	Description
1.	Foot Module
2.	Foam Wedge
3.	30mm Fibreglass Tube Kit
4.	Tube Insert for SF5-SF6
5.	30mm Alignment Fitting Tool
6.	Male Pyramid
7.	Attachment Bolts

OSSUR FEET

Flex-Symes™



Extremely low build height with a Carbon-X® Active Heel and alignment options.

The Flex-Symes foot design is a carbon foot module connected to an actively deflecting carbon heel. The improved alignment adapter now offers angulation and adjustments in ML / AP planes.

Flex-Symes is specifically designed for people with Symes and Pirogoff or long transtibial amputations..



User Information	
Amputation Level:	Ankle Disarticulation
Impact Level:	Low to High
Maximum Patient Weight:	166kg



FULL LENGTH TOE LEVER



SPLIT TOE



WEATHERPROOF

Foot Information	
Categories:	Size 22-24; Cat. 1-6 / Size 27-30; Cat. 1-9
Sizes:	22-30
Weight of Foot: (Size 27)	528 g w/ Foot Cover
Build Height: (Size 27)	60mm) w/ Foot Cover
Heel Height:	10mm
Adapter Options:	Direct Lamination Adapter

Ordering Information

FOR COMPLETE FOOT WITH SOCKET ADAPTER



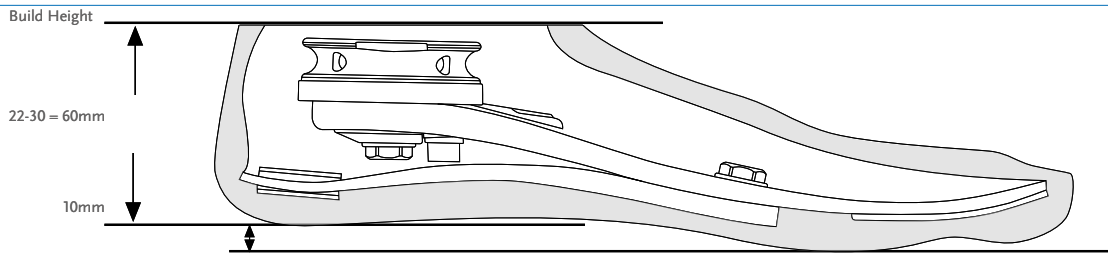
FOR COMPLETE FOOT WITHOUT ADAPTER



Category Selection Chart

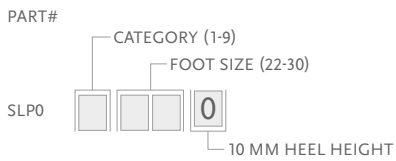
Weight kg	45-52	53-59	60-68	69-77	78-88	89-100	101-116	117-130	131-147	148-166
Low Impact Level	1	1	2	3	4	5	6	7	8	9
Moderate Impact Level	1	2	3	4	5	6	7	8	9	N/A
High Impact Level	2	3	4	5	6	7	8	9	N/A	N/A

Clearance



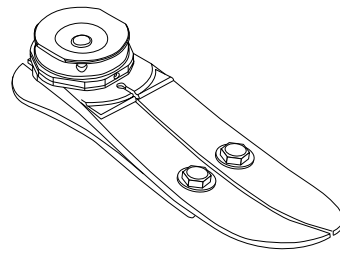
Kits

FLEX-SYMES WITH SOCKET ADAPTER

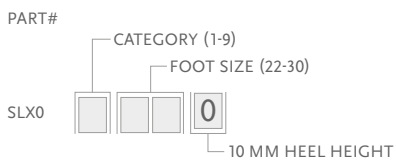


Includes:

- Carbon foot module with heel
- 2 Circular alignment wedges
- 2 Alignment pins
- 1 Anti-rotation bolt
- Washer
- Loctite 410
- Epoxy potting
- Socket adapter

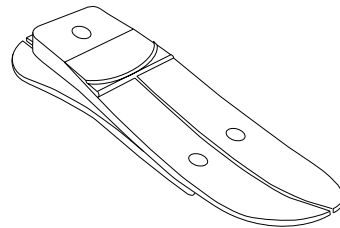


FLEX-SYMES WITHOUT ADAPTER



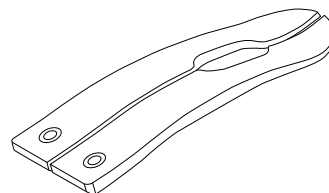
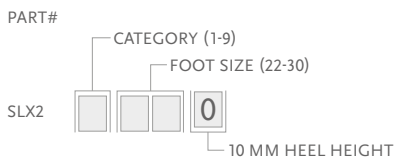
Includes:

- Carbon foot module with heel



Components

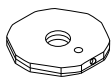
HEEL MODULE



Components

ALIGNMENT DISC KIT

Part#	Foot Size	Cat.
SLP30001	22-24	1-6
SLP30002	25-27	1-6
SLP30003	28-30	1-6
SLP30004	25-27	7-9
SLP30005	28-30	7-9

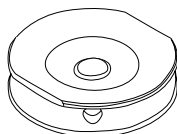


Includes:

- 2 Circular alignment wedges
- 2 Alignment pins
- 1 Anti rotation bolt
- Washer
- Loctite 410

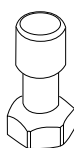
SOCKET ADAPTER WITH INSERT

Part#	Cat.	Foot Size
SLX50001	1-6	22-24
SLX50002	1-6	25-27
SLX50003	1-6	28-30
SLX50004	7-9	25-27
SLX50005	7-9	28-30



CENTRAL BOLTS

Part#	Foot Size	Bolt Size	Cat.
SLX30021	22-27	M12	1-6
SLX30022	25-27	M14	7-9
SLX30022	28-30	M14	1-6
SLX30023	28-30	M16	7-9



HEEL WEDGE KIT

Part#	Foot Size	Cat.
CM150011	22-30	1-9



Includes:

- 3 Wedges
- Adhesive

LAMINATION KIT

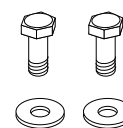
Part#	Foot Size	Cat.
SLP30011	22-24	1-6
SLP30012	25-27	1-6
SLP30013	28-30	1-6
SLP30014	25-27	7-9
SLP30015	28-30	7-9

Includes:

- Socket adapter with insert
- Epoxy potting

HEEL FASTENER HARDWARE KIT

Part#	Length	Size	Cat.
CM150004	18mm	6mm	1-6
CM150005	18mm	8mm	7-9

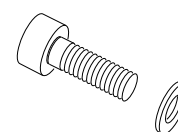


Includes:

- Bolt
- Washer

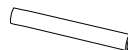


ANTI-ROTATION BOLT KIT

Part#	Foot Size	Bolt Size
SLX30005	22-27	M6
SLX30007	28-30	M8



Includes:

- Bolt
- Washer

Picture	Part#	Description
	SLX30006	Alignment Pin
	CM140003	Heel Divider
	CM160009	Potting Epoxy

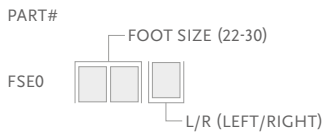
1.

2.

Flex-Symes™

Cosmetic Finishing

FOOT COVER KIT, BEIGE AND BROWN*



Includes:

- Foot Cover*
- Attachment Plate
- Flex Foot Sock

*Please specify when ordering brown covers add "BR" to the part#.

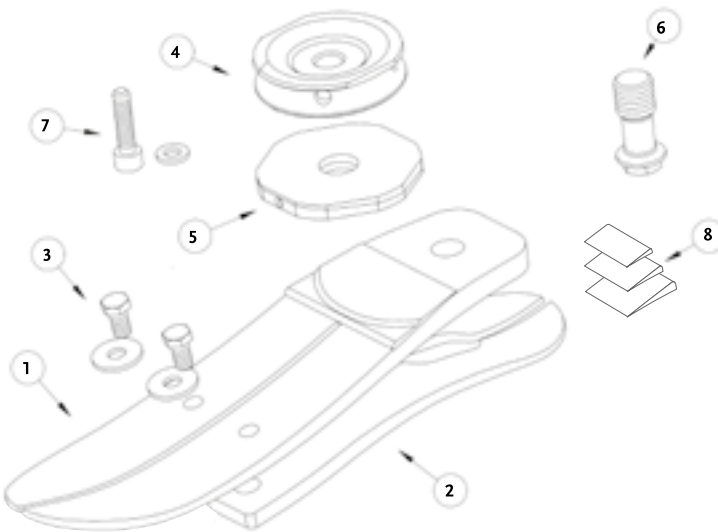
FLEX-FOOT SOCKS

Used to cover the composite foot module to protect the foot and eliminate noise between foot module and foot shell.

Part#	Description	Size	Colour
FSEL60001	Black Sock Small 1 pc	22-25	Black
FSEL60002	Black Sock Large 1 pc	26-30	Black
FSEL60001-15	Black Sock Small 15 pc	22-25	Black
FSEL60002-15	Black Sock Large 15 pc	26-30	Black



Diagram



	Description		Description
1.	Foot Module	5.	Alignment Disc Kit
2.	Heel	6.	Central Bolt
3.	Heel Fastener Hardware Kit	7.	Anti-Rotation Bolt Kit
4.	Socket Adapter	8.	Heel Wedge Kit

Chopart



This 100% carbon keel is designed to be a flexible and durable solution for the longest amputation levels and partial foot prostheses.

Includes a 10mm heel height for compatibility with standard Flex-Foot shells and low-heel shoes.

Chopart is specifically designed for people with chopart amputations as well as lisfranc, pirogoff, boyd and partial foot prostheses.



User Information	
Amputation Level:	Transibial Amputees Lisfranc, Pirogoff, Boyd and Partial Foot Amputees
Impact Level:	Low to High
Maximum Patient Weight:	147kg

Foot Information	
Categories:	1-8
Sizes:	22-30
Weight of Foot: (Size 27)	94g
Build Height: (Size 27)	6mm




FULL LENGTH
TOE LEVER



WATERPROOF

Ordering Information

FOR COMPLETE FOOT



Category Selection Chart

Weight kg	45-52	53-59	60-68	69-77	78-88	89-100	101-116	117-130	131-147
Low Impact Level	1	1	2	3	4	5	6	7	8
Moderate Impact Level	1	2	3	4	5	6	7	8	Special Order
High Impact Level	2	3	4	5	6	7	8	Special Order	Special Order

Chopart foot plates are a standard order in the following sizes and categories:

Sizes 22-24 in categories 1-5

Sizes 25-26 in categories 2-6

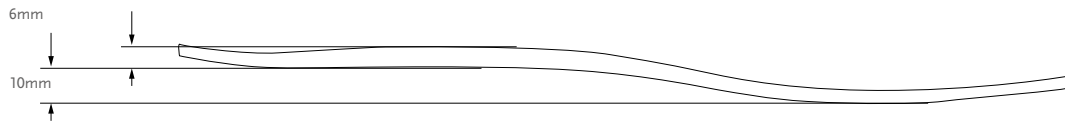
Sizes 27-28 in categories 3-7

Sizes 29-30 in categories 4-8

For information on special or custom orders, please contact your local Össur representative.

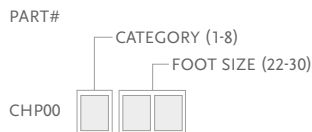
Chopart

Clearance



Components

COMPLETE FABRICATION KIT

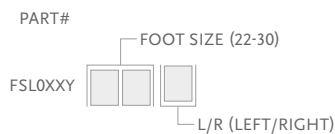


Includes:

- Carbon Fibre Foot Plate
- Carbon Fibre cloth
- Epoxy
- Crepe soling material

Cosmetic Finishing

FOOT COVER KIT, BEIGE AND BROWN*



Includes:

- Foot Cover*
- Attachment Plate
- Flex Foot Sock

*Please specify when ordering brown covers add "BR" to the part#.

FLEX-FOOT SOCKS

Used to cover the composite foot module to protect the foot and eliminate noise between foot module and foot shell.



Part#	Description	Size	Colour
FCX63022	FF Sock Small 1 pc	22-25	Black
FCX63025	FF Sock Large 1 pc	26-30	Black
FCX63022-15	FF Sock Small 15 pcs	22-25	Black
FCX63026-15	FF Sock Large 15 pcs	26-30	Black

Flex-Foot® Accessories

SHOE HORN

Especially designed for Flex-Foot feet, this shoe horn makes donning and doffing foot shells fast and easy.

Part#	Description
CM100068	Shoe Horn



DUAL DENSITY SHIN FAIRING

The Dual Density Shin Fairing allows the range of motion in the ankle section to be maximised without compromising the integrity of the foam where it is attached to the foot cover.

Part#	Size
FCX0002	One Size



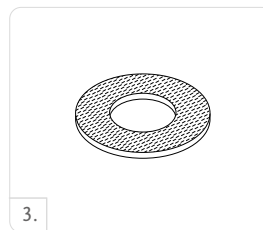
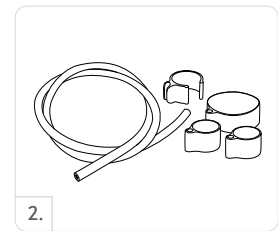
Includes:

- Flexible section at ankle
- Fire retardant

Unity® Spare Parts

VALVE CORE

Picture	Part#	Description
1	UTT0005	Unity TT Valve Core
2	UTF0006	Unity Tube Kit for TF
3	UTT1103	Unity Valve Air Filter Pack (10 p.)



Össur Knees



LOCKING KNEE
PAGE 234



BALANCE™ KNEE OFM1
PAGE 235



BALANCE™ KNEE OFM2
PAGE 237



TOTAL KNEE® 1900
PAGE 238



OP4 KNEE™
PAGE 241



OP5 KNEE™
PAGE 243



OHP3 KNEE™
PAGE 244



PASO KNEE
PAGE 246



TOTAL KNEE® 2000
PAGE 248



TOTAL KNEE® 2100
PAGE 251



MAUCH® KNEE
PAGE 254



RHEO KNEE®
PAGE 255



RHEO KNEE® XC
PAGE 258



POWER KNEE™
PAGE 261



NAVII®
PAGE 264

Össur Knees and Legs

Characteristics

INCREASED GROUND CLEARANCE

Increased ground clearance in swing phase due to polycentric design.



INCREASED GROUND CLEARANCE

ADJUSTABLE AXIS GEOMETRY

Option to change the geometry to adjust the switching between stance and swing phase to the user's needs.



ADJUSTABLE AXIS GEOMETRY

FULL STANCE FLEXION

Allows the knee to bend under load against an adjustable resistance in an unlimited flexion angle range. Enables the user to walk downstairs alternating.



FULL STANCE FLEXION

ADJUSTABLE STANCE FLEXION

Allows the knee to bend under load against a defined resistance in a limited flexion angle range (app 5-10 degrees). Shock absorbing.



ADJUSTABLE STANCE FLEXION

WEIGHT ACTIVATED LOCK

Knee locks under load by weight activated brake.



WEIGHT ACTIVATED LOCK

PNEUMATIC

Pneumatic swing phase control.



PNEUMATIC

HYDRAULIC

Hydraulic swing and/or stance phase control.



HYDRAULIC

AUTOMATIC SPEED ADJUSTMENT

Knee adapts automatically to the users needs of swing phase resistance for a wide range of different walking speeds. No need for the CPO to adjust the swing phase.



AUTOMATIC SPEED ADJUSTMENT

MULTI AXIS

Knee joint has 4 or more axis.



MULTI AXIS

SINGLE AXIS

Knee joint has one axis.



SINGLE AXIS

EXTENSION ASSIST

Assists the knee to get extended and provide full extension in the end of swing phase.



EXTENSION ASSIST

Össur Knees and Legs

Characteristics

MICROPROCESSOR CONTROL

Swing and Stance phase resistance is controlled by a microprocessor.



MICROPROCESSOR CONTROL

MANUAL LOCK

Knee can be locked in fully extended position. User has the option to release the lock if needed.



MANUAL LOCK

GEOMETRIC LOCK

Knee provides geometric lock at heel strike. Once knee is fully extended in end of swing phase geometric lock will prevent the knee of getting bent before heel strike and the end of stance phase.



GEOMETRIC LOCK

SOCKET CONNECTOR ADAPTATION

Knee offers several proximal adaptations to be chosen by CPO.



SOCKET CONNECTOR ADAPTATION

MECHANICAL CONTROL

Mechanical control of swing and/or stance phase.



MECHANICAL CONTROL

MULTI SPEED

The knee accommodates changes in walking speed.



MULTI SPEED

SINGLE SPEED

Offers the user to walk with constant speed.



SINGLE SPEED

Locking Knee



Locking Knee from Össur is a simple, reliable and lightweight knee joint for the low active amputee.

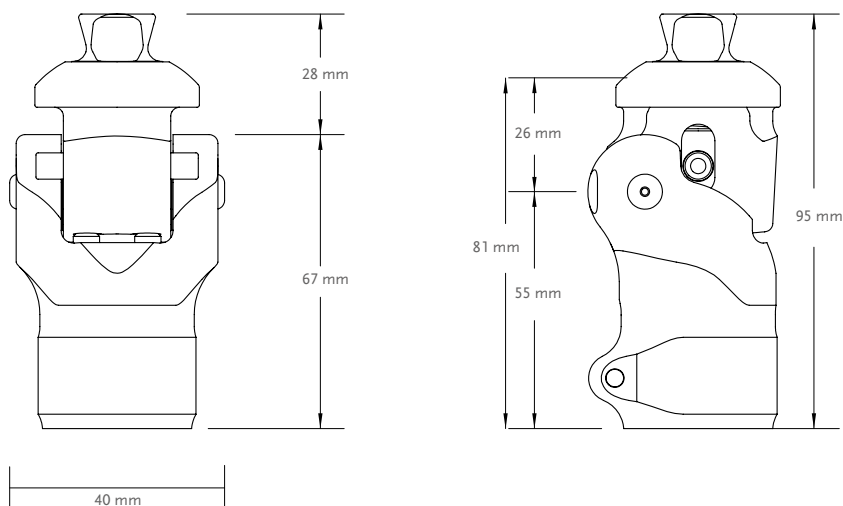
Locking Knee is intended to be used during rehabilitation and as a permanent solution with the low active amputee.

Patient Profile:	
Amputation Level:	Transfemoral
Impact Level:	Low
Maximum Patient Weight:	125kg

Product Information:	
Knee Axis Height:	26mm
Weight of Knee:	0.248kg
Flexion:	Stop at 140°



Clearance



Kits

Part#	Description
LKN12500	Locking Knee

Includes:

- Lanyard Kit

Part#	Description
LKN12590	Lanyard Release Kit

Balance™ Knee OFM1



Balance Knee OFM1 is a mechanical polycentric knee joint suitable for users with high safety requirements. The knee can be locked (e.g. when standing) and is therefore particularly appropriate for new amputees and less mobile users.

- Locking function for first standing and walking exercises
- Flexion and extension can be locked or released depending on the patient's progress
- Rates of flexion and extension can be adapted to the user. Flexion range up to 150 degrees
- Integrated rotation and shift adjustment in the socket connector



Patient Profile:	
Amputation Level:	Transfemoral and Knee Disarticulation
Impact Level:	Low to Moderate
Maximum Patient Weight:	136 kg

Product Information:			
	Balance Knee OFM1 with Pyramid	Balance Knee OFM1 with IKF adapter	Balance Knee OFM1 with Loop adapter
Build Height (1):	159mm	174mm	151mm
Build Height (2):	107mm	122mm	116mm
Build Height (3):	18mm	33mm	27mm
Weight of Knee:	approx. 640g	approx. 770g	approx. 650g
Flexion:	Stop at 150°	Stop at 150°	Stop at 150°



MULTI AXIS



INCREASED GROUND CLEARANCE



MANUAL LOCK



MECHANICAL CONTROL



SINGLE SPEED



EXTENSION ASSIST



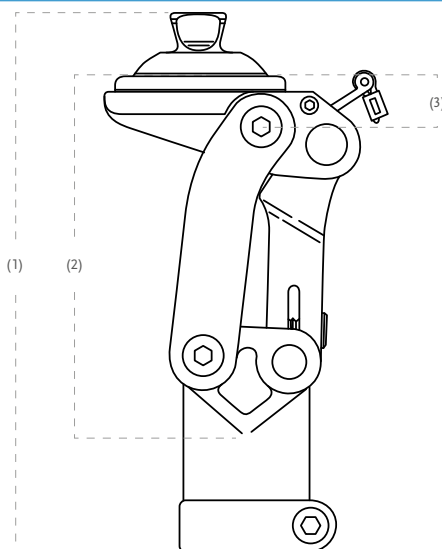
ADJUSTABLE STANCE FLEXION



SOCKET CONNECTOR ADAPTATION

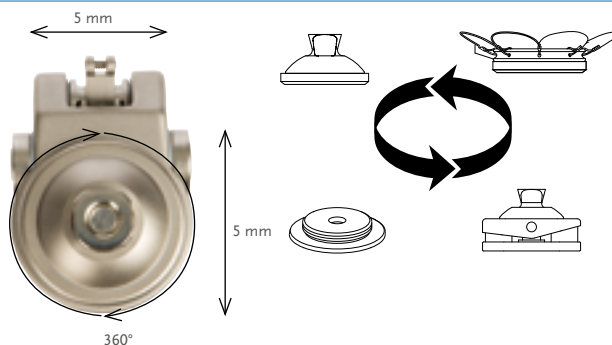
Balance™ Knee OFM1

Clearance



Kits

Part#	Description
1721126	Balance Knee OFM1 with Pyramid
1721127	Balance Knee OFM1 with IKF adapter
1721128	Balance Knee OFM1 with Loop adapter
1721124	Balance Knee OFM1 Standard (without adapter)



Components

Picture	Part#	Description	Material	Weight Limit	Weight
1.	1633121	36 mm Thread Adapter	Aluminium	136kg	64g
2.	1970862	Loop Adapter	Aluminium/Steel	136kg	99g
3.	1970863	Pyramid Adapter	Aluminium/Steel	136kg	86g
4.	M631100	IKF Adapter	Aluminium/Steel	136kg	220g



DUAL FUNCTION LEVER

Part#	Description
M721222	Dual Function Lever
LKN12590	Lanyard Release Kit

Balance™ Knee OFM2



Balance Knee OFM2 is a light monocentric knee joint with a brake function and a locking lever. Its 2-in-1 function supports use in the rehabilitation phase, and as a locked knee joint, it is particularly suitable for first standing and walking exercises. As the user grows more mobile, the CPO can activate the flexion and extension functions.

- Locking function during first standing and walking exercises
- Flexion and extension can be released depending on the patient's progress
- Adaptable for use in therapy
- Rates of flexion and extension can be adapted to the user



Patient Profile:	
Amputation Level:	Transfemoral
Impact Level:	Low to Moderate
Maximum Patient Weight:	125kg

Product Information:	
Build Height:	115mm
Weight of Knee:	0,495kg
Flexion:	145°



SINGLE AXIS



MANUAL LOCK



WEIGHT ACTIVATED LOCK



MECHANICAL CONTROL



SINGLE SPEED

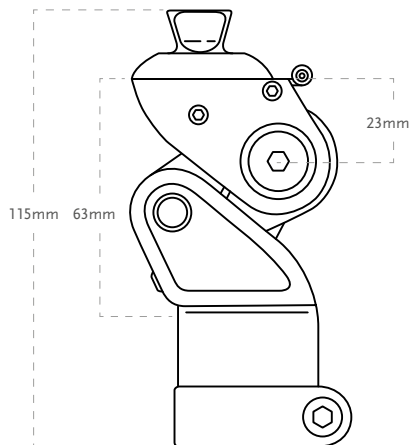


EXTENSION ASSIST



ADJUSTABLE STANCE FLEXION

Clearance



Kits

Part#	Description
1721120	Balance Knee OFM2

Components

DUAL FUNCTION LEVER

Part#	Description
M721223	Dual Function Lever
LKN12590	Lanyard Release Kit

Total Knee® 1900



Total Knee 1900 accomplishes everyday walking activity for all users. An elastic polymer creates friction to control the swing phase and keep it steady. An extension promoter is used to limit heel rise and move the knee into a full extended position.

- Polycentric knee with geometric locking system.
- Unique swing phase control through use of friction within an elastic polymer medium.
- Adjustable stance flexion.
- Adjustable extension promoter.
- Low build height, useful for long transfemoral limbs or knee disarticulation.



Patient Profile:	
Amputation Level:	Transfemoral and Knee Disarticulation
Impact Level:	Low
Maximum Patient Weight:	100kg

Product Information:	
Build Height:	174mm
Weight of Knee:	0.69 kg
Flexion:	Stop at 150°



MULTI AXIS



INCREASED GROUND CLEARANCE



GEOMETRIC LOCK



MECHANICAL CONTROL



SINGLE SPEED



EXTENSION ASSIST

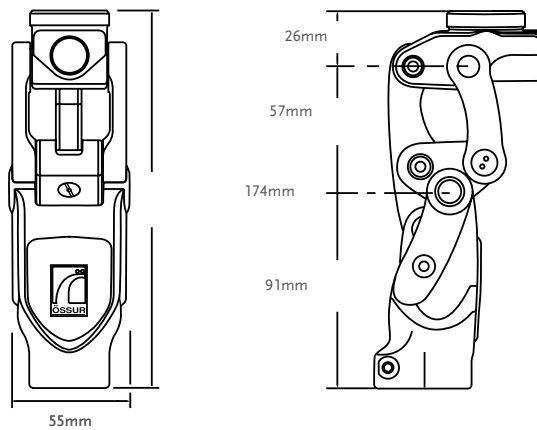


ADJUSTABLE STANCE FLEXION



SOCKET CONNECTOR ADAPTATION

Clearance



Kits

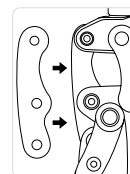
Part#	Description
1900	Total Knee 1900*
1900-KE	Total Knee 1900 w/4-prong socket adapter
1900-OS	Total Knee 1900 w/male pyramid adapter

* The knee comes with the red bumper fitted.

BACK LINK (POSTERIOR LINKAGE)

Part#	Description
1900ssb	Total Knee 1900 with high load back link


Note: There is an additional charge for these special back links.



Total Knee® 1900

Cosmetic Finishing

Picture	Part#	Description
1	2047	Shin Fairing, Black
2	2052	Knee Cap, Small, Black
2	2052N	Knee Cap, Small, Black, New*
3	2053	Knee Cap, Large, Beige
3	2053N	Knee Cap, Large, Beige, New*



Components

BUMPER KIT

Part#	Description
2000-Kit	A complete set of bumpers and shims

Includes:

- 1 Bumper of each durometer:
- 1 Shim 0.38mm
- 1 Shim 0.76mm



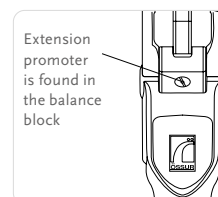
BUMPER COVER

Part#	Description
2059	Bumper cover for Total Knee 1900 and 2000



EXTENSION PROMOTER

Part#	Description
1905	Assists in limiting heel rise and moving the knee into a fully extended position



EXTENSION ASSIST

Part#	Description
2070S	Fully assembled extension assist with yellow (regular) spring inserted

Includes:

- Blue spring (firm)
- Red spring (extra firm)





Total Knee® 1900

Components

TOTAL KNEE ADAPTERS

Picture	Part#	Description	Material	Weight Limit	Weight
1.	A-114040	4- Prong Socket Adapter	Stainless Steel	166kg	158g
2.	A-122300	Euro 4-Hole Adapter	Aluminium	125kg	70g
3.	A-834300	Male Pyramid Adapter	Stainless Steel	100kg	111g
3.	A-835300	Male Pyramid Adapter	Titanium	166kg	80g
4.	A-845300	Female Pyramid Adapter	Titanium	166kg	85g

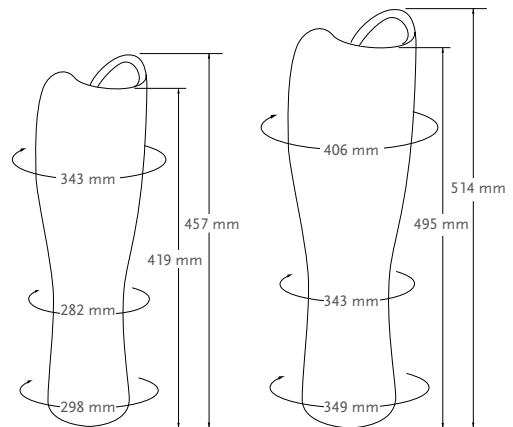


Cosmetic Finishing for Total Knee

DISCONTINUOUS COSMETIC FOAM

Part#	Description
2075R	Cosmetic Foam Cover, Regular - for use with Total Knee 1900 and 2000
2075L	Cosmetic Foam Cover, Large - for use with Total Knee 1900 and 2000

- Beige toned
- Designed to fit over Total Knee® Range
- Designed to fit left or right
- Internally shaped to accommodate knee cap, shin ferrule and 30mm tube



Part# 2075R Regular

Part# 2075L Large

OP4 Knee™



The OP4 Knee is a pneumatic, monocentric knee joint with brake function. Due to the finely adjustable brake, the joint can be adapted to the individual's safety requirements.

- Braking behavior can be adjusted to suit the user
- Individually adjustable swing phase for a harmonious gait
- Highly acute flexion angle for more freedom of movement
- Kneecap provides additional protection for both the knee and clothing



Patient Profile:	
Amputation Level:	Transfemoral
Impact Level:	Moderate to High
Maximum Patient Weight:	100kg

Product Information:	
Build Height:	198mm
Weight of Knee:	0,680kg
Flexion:	145°



SINGLE AXIS



WEIGHT ACTIVATED LOCK



PNEUMATIC CONTROL



MULTI SPEED

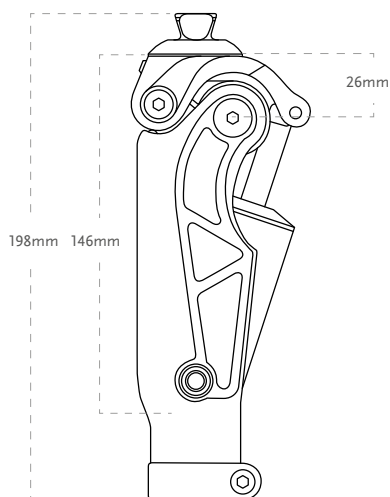


EXTENSION ASSIST



ADJUSTABLE STANCE FLEXION

Clearance



Kits

Part#	Description
1720185	OP4 Knee
1970954	Bumper for OP4 Knee

OP5 Knee™



OP5 knee is a pneumatic polycentric knee joint, whose swing phase profile can be adjusted to the user's needs. Multiple socket connection options support use for different amputation levels.

- Swing control adjustment using a pneumatic system
- Adjustable stance flexion with IKF adapter
- Low build height, useful for long transfemoral limbs or knee disarticulation
- 30mm pylon adaptability
- High knee flexion angle up to 145°



Patient Profile:	
Amputation Level:	Transfemoral, Knee Disarticulation
Impact Level:	Moderate to High
Maximum Patient Weight:	125kg

Product Information:			
	OP5 Knee with pyramid	OP5 Knee with IKF adapter	OP5 Knee with Loop adapter
Build Height (1):	195mm	210mm	200mm
Build Height (2):	160mm	175mm	165mm
Build Height (3):	18mm	33mm	23mm
Weight of Knee:	770g	900g	785g
Flexion:	approx. 145°	approx. 145°	approx. 145°



MULTI AXIS



INCREASED GROUND CLEARANCE



PNEUMATIC CONTROL



MULTI SPEED



EXTENSION ASSIST

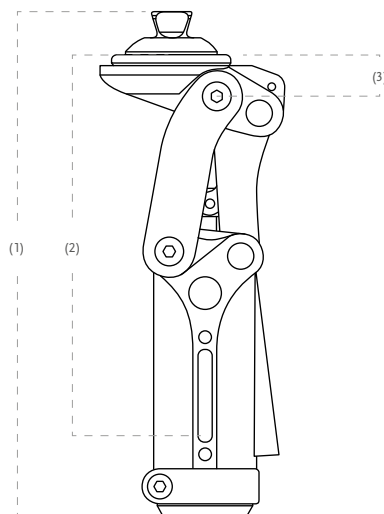


ADJUSTABLE STANCE FLEXION



SOCKET CONNECTOR ADAPTATION

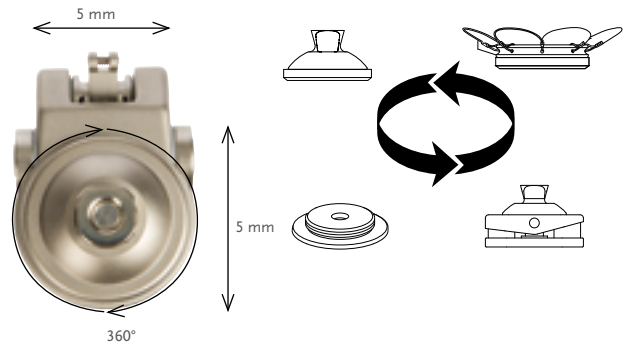
Clearance



OP5 Knee™



Kits

Part#	Description
1720180	OP5 Knee with pyramid
1720182	OP5 Knee with IKF adapter
1720181	OP5 Knee with Loop adapter
1720184	OP5 Knee Standard (without adapter)



Components

Picture	Part#	Description	Material	Weight Limit	Weight
1.	1633121	36 mm Thread Adapter	Aluminium	136kg	64g
2.	1970862	Loop Adapter	Aluminium/Steel	136kg	99g
3.	1970863	Pyramid Adapter	Aluminium/Steel	136kg	86g
4.	M631100	IKF Adapter	Aluminium/Steel	136kg	220g



OHP3 Knee™



OHP3 Knee is a polycentric, pneumatic knee joint. Multiple socket connection options support use for different amputation levels.

- Individually adjustable swing phase for a harmonious gait
- Simple modification of the socket connector
- More freedom of movement and high comfort in wear
- Kneecap provides additional protection for both the knee and clothing



Patient Profile:	
Amputation Level:	Transfemoral, Knee Disarticulation
Impact Level:	Moderate to High
Maximum Patient Weight:	125kg

Product Information:			
	OHP3 Knee with pyramid	OHP3 Knee with IKF adapter	OHP3 Knee with Loop adapter
Build Height (1):	215mm	230mm	207mm
Build Height (2):	158mm	174mm	168mm
Build Height (3):	18mm	33mm	27mm
Weight of Knee:	1025g	1155g	1040g
Flexion:	approx. 150°	approx. 150°	approx. 150°



MULTI AXIS



INCREASED GROUND CLEARANCE



ADJUSTABLE AXIS GEOMETRY



GEOMETRIC LOCK



PNEUMATIC CONTROL



MULTI SPEED



EXTENSION ASSIST

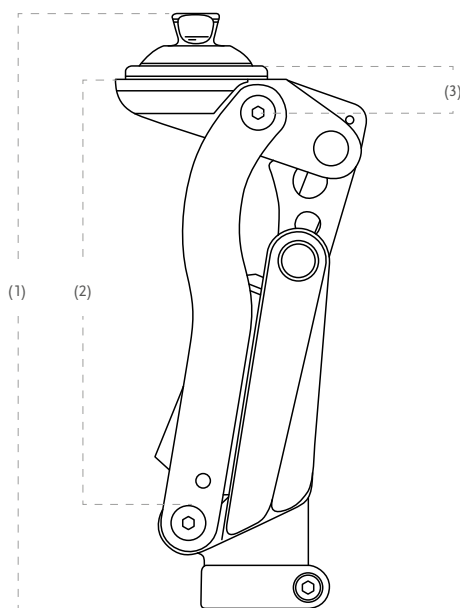


ADJUSTABLE STANCE FLEXION



SOCKET CONNECTOR ADAPTATION

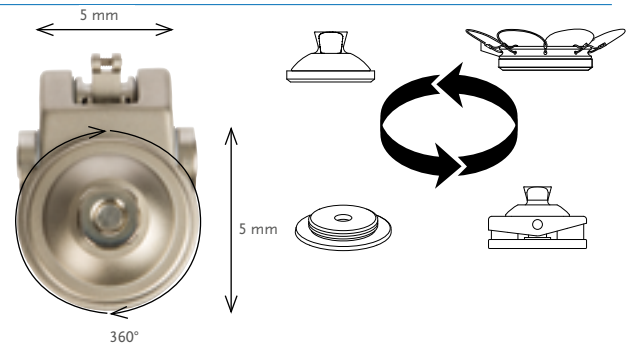
Clearance



OHP3 Knee™

Kits

Part#	Description
1728160	OHP3 Knee with pyramid
1728161	OHP3 Knee with IKF adapter
1728162	OHP3 Knee with Loop adapter
1728164	OHP3 Knee Standard (without adapter)



Components

Picture	Part#	Description	Material	Weight Limit	Weight
1.	1633121	36 mm Thread Adapter	Aluminium	136kg	64g
2.	1970862	Loop Adapter	Aluminium/Steel	136kg	99g
3.	1970863	Pyramid Adapter	Aluminium/Steel	136kg	86g
4.	M631100	IKF Adapter	Aluminium/Steel	136kg	220g

Paso Knee



Paso Knee is a pneumatic, polycentric knee joint. The intelligent swing phase control adapts automatically to the user's walking speed. The four different socket connection options enable use by different amputation levels.

- Swing phase control with auto-adaptive pneumatic system
- Works straight “out of the box” – ready for use without long adjustment time
- Highly solid construction
- Different walking speed is supported up to 7 km/h.
- Powerful and smooth-running
- High knee flexion angle up to 150°



Patient Profile:	
Amputation Level:	Transfemoral, Knee Disarticulation
Impact Level:	Low to High
Maximum Patient Weight:	136kg

Product Information:			
	Paso Knee with pyramid	Paso Knee with IKF adapter	Paso Knee with loop adapter
Build Height (1):	215mm	230mm	207mm
Build Height (2):	158mm	174mm	168mm
Build Height (3):	18mm	33mm	27mm
Weight of Knee:	1050g	1180g	1065g
Flexion:	approx. 150°	approx. 150°	approx. 150°



MULTI AXIS



INCREASED GROUND CLEARANCE



ADJUSTABLE AXIS GEOMETRY



GEOMETRIC LOCK



PNEUMATIC CONTROL



MULTI SPEED



AUTOMATIC SPEED ADJUSTMENT



EXTENSION ASSIST

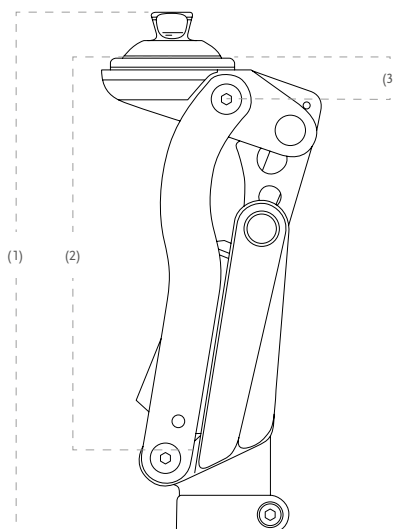


ADJUSTABLE STANCE FLEXION



SOCKET CONNECTOR ADAPTATION

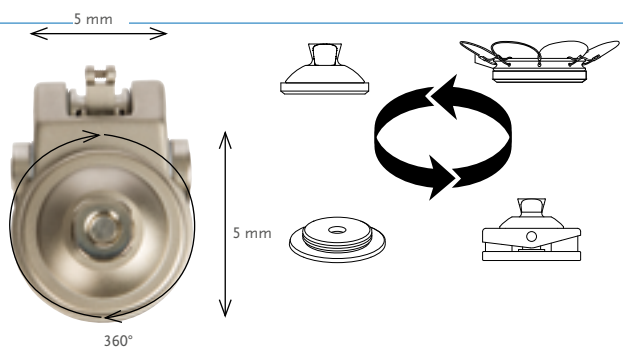
Clearance



Paso Knee



Kits

Part#	Description
1728180	Paso Knee with pyramid
1728181	Paso Knee with IKF adapter
1728182	Paso Knee with loop adapter
1728184	Paso Knee Standard (without adapter)



Components

Picture	Part#	Description	Material	Weight Limit	Weight
1.	1633121	36 mm Thread Adapter	Aluminium	136kg	64g
2.	1970862	Loop Adapter	Aluminium/Steel	136kg	99g
3.	1970863	Pyramid Adapter	Aluminium/Steel	136kg	86g
4.	M631100	IKF Adapter	Aluminium/Steel	136kg	220g



Total Knee® 2000



Total Knee 2000 offers comfort and a natural gait. Mid-swing shortening offers increased toe clearance during swing and the 3-phase hydraulic swing control accommodates changes in walking speed. Plus, the adjustable stance flexion feature mimics the knee flexion that occurs during early stance.

- Polycentric knee with geometric locking system
- Swing control adjustments through 3-phase (3-valve) hydraulic system
- Adjustable stance flexion
- Adjustable extension promoter
- Low build height, useful for long transfemoral limbs or knee disarticulation



Patient Profile:	
Amputation Level:	Transfemoral and Knee Disarticulation
Impact Level:	Moderate to High
Maximum Patient Weight:	100kg

Product Information:	
Build Height:	174mm
Weight of Knee:	0.71kg
Flexion:	Stop at 150°



MULTI AXIS



INCREASED GROUND CLEARANCE



GEOMETRIC LOCK



HYDRAULIC CONTROL



MULTI SPEED



EXTENSION ASSIST

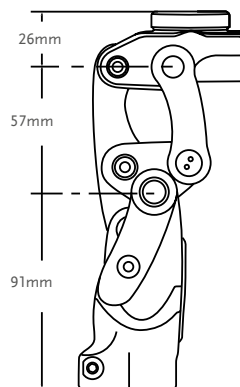
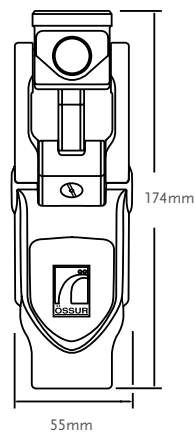


ADJUSTABLE STANCE FLEXION



SOCKET CONNECTOR ADAPTATION

Clearance



Kits

Part#	Description
2000	Total Knee 2000*
2000-KE	Total Knee 2000 w/4-prong socket adapter
2000-OS	Total Knee 2000 w/male pyramid adapter

*The knee comes with the red bumper fitted.

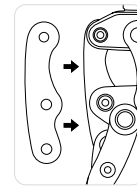
Total Knee® 2000

Kits

BACK LINK (POSTERIOR LINKAGE)

Part#	Description
2000ssb	Total Knee 2000 with high load back link

Note: There is an additional charge for these special back links.



Cosmetic Finishing

Picture	Part#	Description
1	2047	Shin Fairing, Black
2	2052	Knee Cap, Small, Black
2	2052N	Knee Cap, Small Black, New*
3	2053	Knee Cap, Large, Beige
3	2053N	Knee Cap, Large, Beige, New*



Components

BUMPER KIT

Part#	Description
2000-Kit	A complete set of bumpers and shims

Includes:

- 1 Bumper of each durometer:
- 1 Shim 0.38mm
- 1 Shim 0.76mm



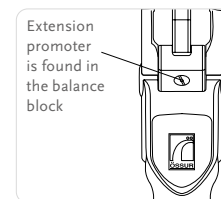
BUMPER COVER

Part#	Description
2059	Bumper cover for Total Knee 1900 and 2000



EXTENSION PROMOTER

Part#	Description
1905	Assists in limiting heel rise and moving the knee into a fully extended position



EXTENSION ASSIST

Part#	Description
2070S	Fully assembled extension assist with yellow (regular) spring inserted

Includes:

- Blue spring (firm)
- Red spring (extra firm)






Total Knee® 2000

Components

TOTAL KNEE ADAPTERS

Picture	Part#	Description	Material	Weight Limit	Weight
1.	A-114040	4- Prong Socket Adapter	Stainless Steel	166kg	158g
2.	A-122300	Euro 4-Hole Adapter	Aluminium	125kg	70g
3.	A-834300	Male Pyramid Adapter	Stainless Steel	100kg	111g
3.	A-835300	Male Pyramid Adapter	Titanium	166kg	80g
4.	A-845300	Female Pyramid Adapter	Titanium	166kg	85g

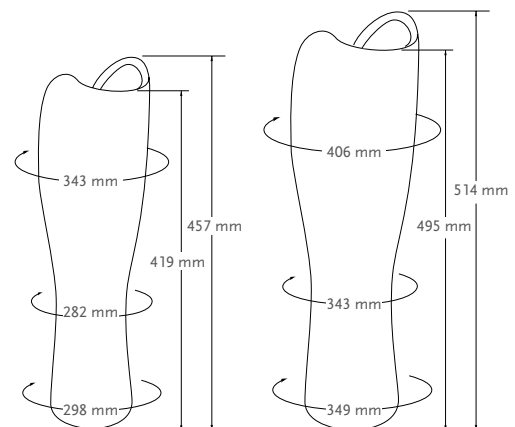


Cosmetic Finishing for Total Knee

DISCONTINUOUS COSMETIC FOAM

Part#	Description
2075R	Cosmetic Foam Cover, Regular - for use with Total Knee 1900 and 2000
2075L	Cosmetic Foam Cover, Large - for use with Total Knee 1900 and 2000

- Beige toned
- Designed to fit over Total Knee® Range
- Designed to fit left or right
- Internally shaped to accommodate knee cap, shin ferrule and 30mm tube



Part# 2075R Regular

Part# 2075L Large

Total Knee® 2100



The Total Knee 2100 is a highly refined polycentric knee with 3-phase hydraulic swing control designed to withstand the rigors of more active amputees. 25% increased fluid capacity over Model 2000, the Total Knee 2100 offers the ultimate in stability, control, efficiency and durability.

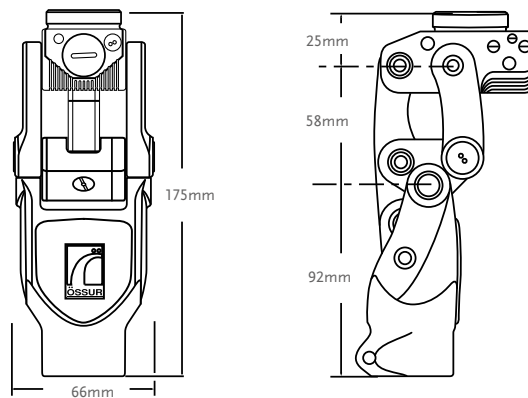
- Polycentric knee designed for multi-speed ambulation, higher impact levels and heavier loads
- Geometric locking system
- 30mm pylon adaptability
- Adjustable stance flexion
- Adjustable extension promoter
- Low build height, useful for long transfemoral limbs or knee disarticulation



Patient Profile:	
Amputation Level:	Transfemoral and Knee Disarticulation
Impact Level:	Moderate to Extreme
Maximum Patient Weight:	125kg

Product Information:	
Build Height:	175mm
Weight of Knee:	0.9kg
Flexion:	Stop at 160°

Clearance



Kits

Part#	Description
2100	Total Knee 2100*

*The knee comes with the yellow bumper fitted. Extension assist is not included, requires separate purchase.

Total Knee® 2100

Cosmetic Finishing

Picture	Part#	Description
1	2145	Shin Fairing, Black
2	2150	Knee Cap, Small, Black
3	2151	Knee Cap, Large, Beige



Components

BUMPER KIT

Part#	Description
2100-Kit	A complete set of bumpers and shims

Includes:

- 1 Bumper of each durometer:
- 1 Shim 0.38mm
- 1 Shim 0.76mm



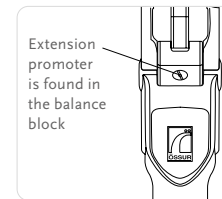
BUMPER COVER

Part#	Description
2100-717	Bumper cover for Total Knee 2100



EXTENSION PROMOTER

Part#	Description
1905	Assists in limiting heel rise and moving the knee into a fully extended position



EXTENSION ASSIST

Part#	Description
2070S	Fully assembled extension assist with yellow (regular) spring inserted

Includes:

- Blue spring (firm)
- Red spring (extra firm)



Total Knee® 2100




Components

GREASE GUN

Part#	Description
2105	Grease for Total Knee 2100

TOTAL KNEE ADAPTERS

Picture	Part#	Description	Material	Weight Limit	Weight
1.	A-114040	4- Prong Socket Adapter	Stainless Steel	166kg	158g
2.	A-122300	Euro 4-Hole Adapter	Aluminium	125kg	70g
3.	A-834300	Male Pyramid Adapter	Stainless Steel	100kg	111g
3.	A-835300	Male Pyramid Adapter	Titanium	166kg	80g
4.	A-845300	Female Pyramid Adapter	Titanium	166kg	85g

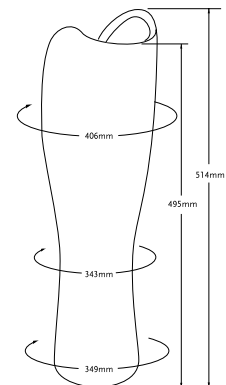


Cosmetic Finishing for Total Knee

DISCONTINUOUS COSMETIC FOAM

Part#	Description
2175L	Cosmetic Foam Cover, High activity, Large - for use with Total Knee 2100

- Beige toned
- Designed to fit over Total Knee® Range
- Designed to fit left or right
- Internally shaped to accommodate knee cap, shin ferrule and 30mm tube



Mauch[®] Knee



Mauch Knee was designed to withstand unpredictable conditions. Featuring a sophisticated profile, extension stop, lightweight Aluminium construction, Mauch Knee is suited for highly active users.

- Single axis hydraulic knee system with swing and stance control (SNS[®]). Designed for multi-speed ambulation
- Durable and secure motion
- Ultra-durable Aluminium frame
- Roller bearings at knee axis and cylinder attachment points for smooth action
- Yielding stance control
- Mode selector switch allows manual locking and free swing functions
- Smooth profile assists with cosmetic finishing



Patient Profile:	
Amputation Level:	Transfemoral
Impact Level:	Moderate to Extreme
Maximum Patient Weight:	136kg

Product Information:	
Build Height:	248mm
Weight of Knee (with Cylinder):	1.14kg
Flexion:	Stop at 115°



SINGLE AXIS



MANUAL LOCK



HYDRAULIC CONTROL



MULTI SPEED



ADJUSTABLE STANCE FLEXION

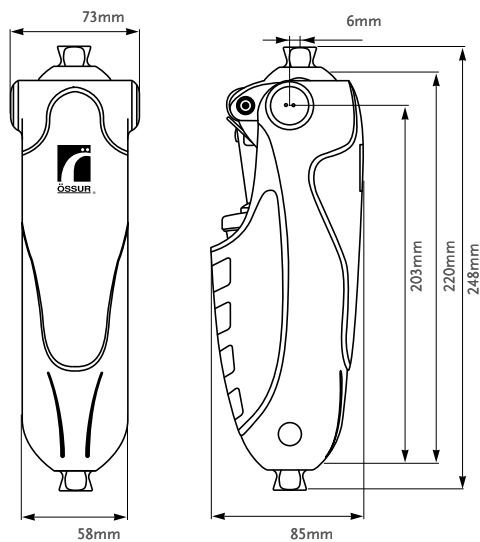


FULL STANCE FLEXION



EXTENSION ASSIST

Clearance



Kits

Part#	Description
MKN71360	Mauch Knee Kit SNS

Spare Parts

Part#	Description
MKA01361	Knee Ball, Screw, Btn Head
MKA01362	Cover, Front
MKA01363	Cover, Rear, Sub Assembly
MKA01364	Plug, Side

Rheo Knee®

Introduction

The RHEO KNEE is a microprocessor-controlled knee with a combination of stability and safety. It enables exceptionally natural and effortless gait – even on difficult terrain. The RHEO KNEE is easy to fit, and delivers reliable user outcomes.

Key Features

- Auto adaptive real-time stance and swing control
- Dependable and easy swing initiation on all surfaces
- Automatic stumble recovery
- Manual extension lock
- Smart Extension makes raising from a squatted position easier with less resistance
- Facilitates stepping over obstacles and stepping backwards
- Weatherproof design allows exposure to fresh water splashes
- Enhanced stability controls available
- Accompanying Össur Logic app for iOS devices provides:
 - Simple practitioner setup and adjustment, and printable user activity reports
 - Functional training exercises for improved user confidence
 - Selection of user preferences and monitoring of step count and battery charge level



RECOMMENDED WITH



Seal-In® X TF liner



Pro-Flex® Pivot



Pro-Flex® LP



Pro-Flex® XC



Pro-Flex® XC
Torsion



PROPRIO FOOT®



Rheo Knee®

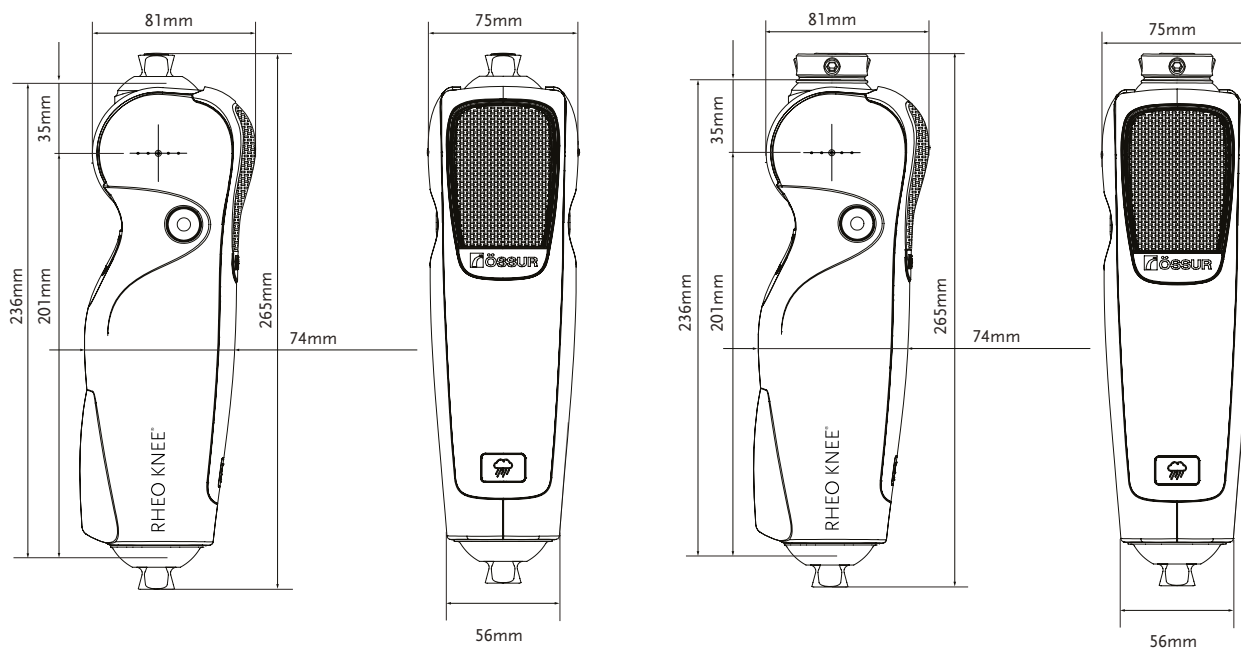


User Information	
Amputation Level:	Transfemoral and Knee Disarticulation
Impact Level:	Low to Moderate
Maximum Patient Weight:	136kg
Knee Information	
Net weight:	Approx. 1.6 kg
Build Height:	236mm
Knee Flexion:	120°
Aluminium Frame Construction	
Weatherproof	

Clearance

RHEO KNEE

RHEO KNEE WITH THREADED TOP ADAPTER (A - 145310) SOLD SEPARATELY



Rheo Knee®

Kits

RHEO KNEE KIT

Part#	Description
RKN130005	5 Years Warranty (Incl. Service Check at 40 Months)
RKN130003	3 Years Warranty

Includes:

- RHEO KNEE
- RHEO KNEE Power Supply w/Plug
- Terms of warranty
- Instructions for use



RHEO KNEE KIT WITH THREADED TOP ADAPTER:

RHEO KNEE with threaded top adapter is the solution for knee disarticulation amputees and those with long residual limbs.

To order RHEO KNEE with threaded top adapter, order the RHEO KNEE Kit and add Össur's Female Pyramid Insert to the order.

Part#	Description	Height	Weight
A-145310	Female Pyramid Insert / Threaded Top Adapter	9mm	33g



Components

POWER SUPPLY

Part#	Description
CME50110	Power Supply w/Plug



Unity

UNITY KITS

Part#	Description	Applicable Foot Kits
UTF0001	Unity TF Valve Kit	All



Dual Charger Kit

The Dual Charger Kit is an optional kit that allows for simultaneous charging of Rheo Knee and Proprio Foot.

POWER SUPPLY

Part#	Description
CME10110	Power Supply and Cable Attachment



Extended Warranty

RHEO KNEE KIT EXTENDED WARRANTY*

Part#	Description
RKN3GE1YR	1 Year Extended Warranty
RKN3GE2YR	2 Year Extended Warranty
RKN3GE3YR	3 Year Extended Warranty

* Maximum total warranty available is 6 Years.

Rheo Knee® XC

Introduction

The RHEO KNEE XC is a microprocessor-controlled knee designed to support users from early rehabilitation to full recovery with its effortless, intuitive, and stable functionality. It builds on reliable and clinically proven technology, delivering outstanding user outcomes.

Key Features

- Supports rehabilitation and increased mobility; including cycling, walk-to-run, and stair ascent
- Auto adaptive real-time stance and swing control
- Dependable and easy swing initiation on all surfaces
- Automatic stumble recovery
- Manual extension lock
- Smart Extension makes raising from a squatted position easier with less resistance
- Weatherproof design allows exposure to fresh water splashes
- Enhanced stability controls available
- Accompanying Össur Logic app for iOS devices provides:
 - Simple practitioner setup and adjustment, and printable user activity reports
 - Functional training exercises for improved user confidence
 - Selection of user preferences and monitoring of step count and battery charge level



RECOMMENDED WITH



Seal-In® X TF liner



Pro-Flex® Pivot



Re-Flex® Shock



Pro-Flex® XC
Torsion



Pro-Flex® XC



PROPRIO FOOT®



Pro-Flex® Terra

*Note. Pro-Flex can not be used for high impact activities.



Rheo Knee® XC

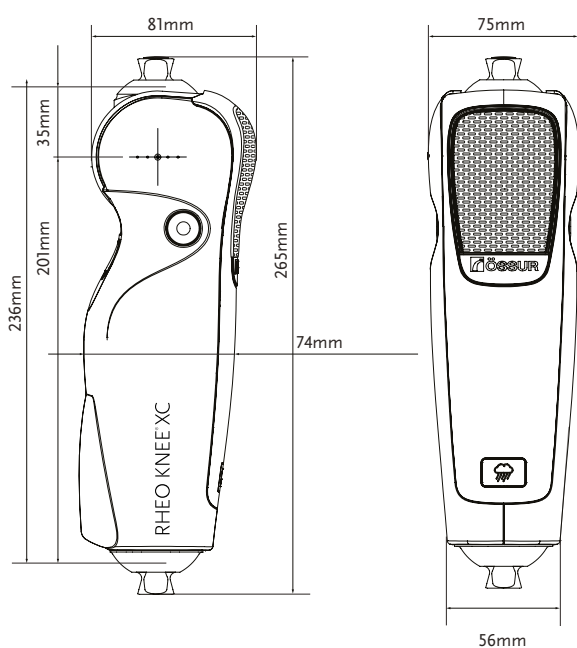


User Information		
Amputation Level:	Transfemoral and Knee Disarticulation	
Impact Level:	Low to moderate	High
Maximum Patient Weight:	136 kg	110 kg

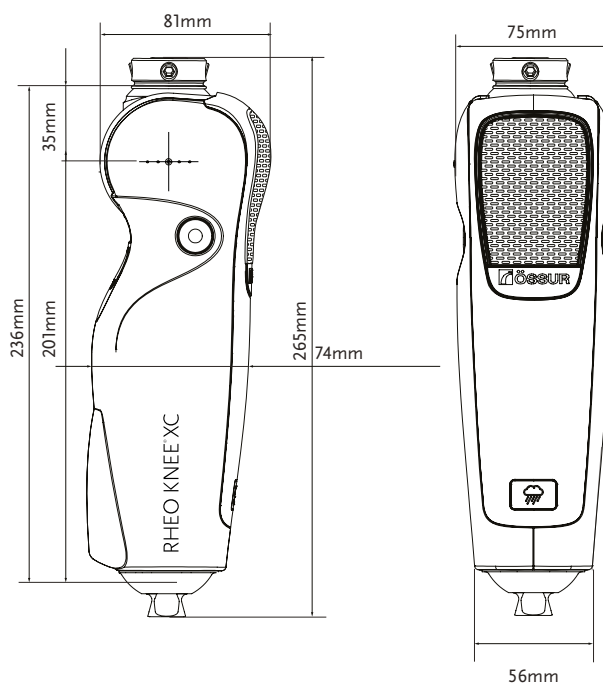
Knee Information	
Net weight:	1.6 kg
Build Height:	236 mm
Knee Flexion:	120°
Aluminium Frame Construction	
Weatherproof	

Clearance

RHEO KNEE XC



RHEO KNEE XC WITH THREADED TOP ADAPTER (A - 145310)



Rheo Knee® XC

Kits

RHEO KNEE XC KIT

Part#	Description
RKNXC0005	5 Years Warranty (Incl. Service Check at 40 Months)
RKNXC0003	3 Years Warranty

Includes:

- RHEO KNEE XC
- RHEO KNEE Power Supply w/Plug
- Terms of warranty
- Instructions for use



Extended Warranty

RHEO KNEE XC KIT EXTENDED WARRANTY*

Part#	Description
RKNXCGE1YR	1 Year Extended Warranty
RKNXCGE2YR	2 Year Extended Warranty
RKNXCGE3YR	3 Year Extended Warranty

* Maximum total warranty available is 6 Years.

RHEO KNEE XC KIT WITH THREADED TOP ADAPTER:

RHEO KNEE XC with threaded top adapter is the solution for knee disarticulation amputees and those with long residual limbs.

To order RHEO KNEE XC with threaded top adapter, order the RHEO KNEE XC Kit and add Össur's Female Pyramid Insert to the order.

Part#	Description	Height	Weight
A-145310	Female Pyramid Insert / Threaded Top Adapter	9mm	33g



Components

POWER SUPPLY

Part#	Description
CME50110	Power Supply w/Plug



Unity

UNITY KITS

Part#	Description	Applicable Foot Kits
UTF0001	Unity TF Valve Kit	All



Dual Charger Kit

The Dual Charger Kit is an optional kit that allows for simultaneous charging of Rheo Knee XC and Proprio Foot.

POWER SUPPLY

Part#	Description
CME10110	Power Supply and Cable Attachment



Power Knee™

Introduction

The Power Knee is the world's first actively powered prosthetic knee. Active assistance powers flexion and extension to mimic concentric and eccentric muscle activity. Advanced sensors accurately detect the user's movements and inform the microprocessor where state-of-the-art artificial intelligence enables the knee to respond to the user's needs.

A powerful motor provides active stance and swing control. Delivering active extension when standing up, controlled resistance when descending, active flexion and extension during walking and energy returning stance flexion, Power Knee facilitates symmetrical weight distribution and natural gait.

Key Features

- Auto-adaptive real-time stance and swing control
- Energy returning stance flexion
- Active assistance in level-ground walking, step-over-step stair ascent and when standing up
- Intuitive knee lock when standing, facilitating equal weight distribution
- 25 hour typical usage on a single battery
- Replaceable battery, can be charged in knee or separately
- Accompanying Össur Logic app for iOS devices provides simple practitioner setup and adjustment



RECOMMENDED WITH



Seal-In® X TF liner



Pro-Flex® Pivot



Pro-Flex® LP
Torsion



Pro-Flex® XC
Torsion



Pro-Flex® LP



PROPRIO FOOT®



Pro-Flex® Terra

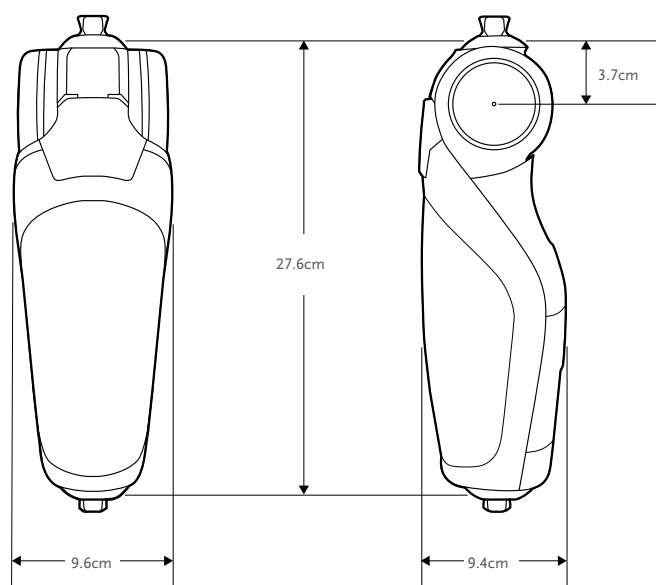
Power Knee™



User Information	
Amputation Level:	Transfemoral, Knee Disarticulation, Hip Disarticulation, Bilateral TF/KD
Impact Level:	Low to Moderate
Maximum Patient Weight:	116kg

Knee Information	
Weight (incl. Battery):	2.6kg
Build Height:	276mm
Knee Flexion:	120°

Clearance



Kits

POWER KNEE KIT

Part#	Description
PKA10001	Power Knee incl. 2 Years Warranty. Additional warranty may be purchased while the device is still under warranty to a total of 6-years of protection. 1, 2, 3 and 4-year warranty extensions

Includes:

- POWER KNEE
- Lithium Ion Battery Pack
- Power Supply
- Instruction for use

Power Knee™

Components

POWER KNEE BATTERY

Part#	Description
PKA10002	Power Knee Battery



POWER SUPPLY

Part#	Description
CME50110	Power Supply w/Plug

Extended Warranty

POWER KNEE ADDITIONAL WARRANTY*

Part#	Description
PKA01GE1Y	1-year Additional Warranty
PKA01GE2Y	2-years of Additional Warranty
PKA01GE3Y	3-years of Additional Warranty
PKA01GE4Y	4-years of Additional Warranty

Unity

UNITY KITS

Part#	Description	Applicable Foot Kits
	Unity TF Valve Kit	All



Introduction

Navii is a durable, waterproof microprocessor-controlled knee (MPK) with unparalleled freedom of movement. Navii ensures confidence in every step, no matter the terrain. Available in five nature-inspired colours, Navii's protective covers can be effortlessly switched with a magnetic snap-on to suit any occasion.

Key Features

- Strong actuator with innovative control technology and smooth swing dynamics
- Waterproof Design (IP68, Pool, River, Ocean and Beach)
- User removable protective covers available in 3 different sizes. Medium and Long sizes easily customisable to various lengths. Standard size available in 5 different colours
- Variable position mechanical lock which can be locked at 0°, 10° and 20°
- Accompanying Össur Logic app control center for all Össur bionic devices
- Easy setup and fitting through auto-adjustment
- Step-by-step functional training exercises for both in-clinic and at-home training through Össur Logic app
- Progress tracking through printable activity reports
- High Activity Features (step-over-step stair ascent, automatic cycling recognition, seamless transition into running)



RECOMMENDED WITH



Seal-In® X TF liner



Pro-Flex® Terra



Proprio Foot®



Pro-Flex® LP



Pro-Flex® XC

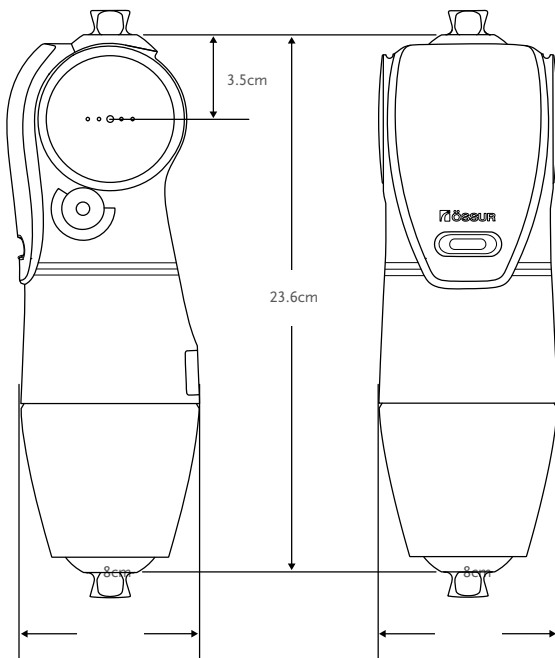


User Information		
Amputation Level:	Transfemoral, Knee disarticulation, Hip disarticulation	
Osseointegration:	Yes	
Bilateral:	Yes	
Impact Level:	Low to moderate	High
Maximum User Weight:	136 kg	110 kg

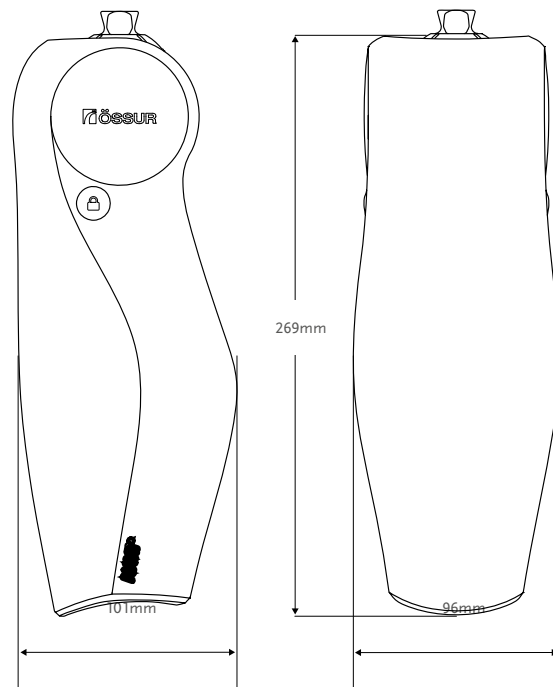
Knee Information	
Net weight:	1.8 kg without protective cover 2.0 kg with protective cover
Build Height:	236 mm
Knee Flexion:	-2 to 120°
Waterproof:	IP68, Salt, Chlorine, Sand, Soap, Bodily Fluids

Clearance

DIMENSIONS WITHOUT PROTECTIVE COVER



DIMENSIONS WITH PROTECTIVE COVER



Kits

NAVII KIT

Part#	Description
NAV01003	Navii incl 3Yr Warranty

Includes:

- Navii (including standard black protective cover)
- Navii power supply w/plug
- Instructions for Use



NAVII KIT WITH THREADED TOP ADAPTER:

Navii with threaded top adapter is the solution for knee disarticulation amputees and those with long residual limbs.

To order Navii with threaded top adapter, order the Navii Kit and add Össur's Female Pyramid Insert to the order.

Part#	Description	Height	Weight
A-145310	Female Pyramid Insert / Threaded Top Adapter	9mm	33g



NAVII KIT WITH FLEXION TRANSLATION ADAPTER:

Navii with flexion translation adapter is the solution for socket flexion adjustments greater than what is allowable with the set screws.

To order Navii with flexion translation adapter, order the Navii Kit and add Össur's male/female double adapter with 8mm offset and 10° angle to the order.

Part#	Description	Material	Height	Build Height	Weight
A-554700	Male-Female double adapter	Stainless steel	40mm	24mm	153g



Extended Warranty

Part#	Description
NAV01GE3Y	Navii Warranty Extension, 3Yr

Warranty extension includes scheduled service check at 40 months. Warranty extension can be added to Navii Kit NAV01003 and can be purchased anytime while the product is still under warranty. Maximum total warranty period is 6 years.

Replacement Parts

NAVII PROTECTIVE COVER

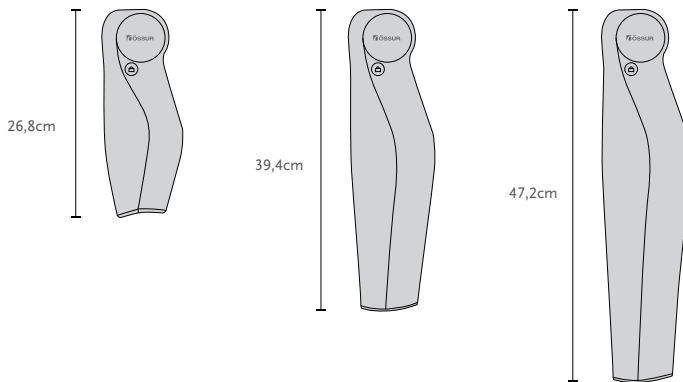
Part#	Description
NAV01PC01S-BLK	Navii Protective Cover, Standard, Black
NAV01PC01M-BLK	Navii Protective Cover, Medium, Black
NAV01PC01L-BLK	Navii Protective Cover, Long, Black
NAV01PC01S-GRY	Navii Protective Cover, Standard, Grey
NAV01PC01S-BLU	Navii Protective Cover, Standard, Blue
NAV01PC01S-GRN	Navii Protective Cover, Standard, Green
NAV01PC01S-RED	Navii Protective Cover, Standard, Red

Protective Covers include warranty of 6 months.



Navii Protective Cover Dimensions

Medium and Long cover can be cut to size.



Unity

UNITY KIT

Part#	Description	Applicable Foot Kit
UTF0001	Unity TF Valve Kit	All



Components

DUAL CHARGER KIT

The Dual Charger Kit is an optional kit that allows for simultaneous charging of Navii and Proprio Foot.

Part#	Description
CME10110	Power Supply and Cable Attachment



POWER SUPPLY

Part#	Description
CME50110	Power Supply w/Plug



Össur Adapters

KIT WITH LONG SET SCREWS FOR EXTREME ALIGNMENT

Part#	Material	Length	Quantity
A-960800	Stainless Steel	16mm	10pcs



KIT WITH LONG SET SCREWS FOR EXTREME ALIGNMENT

Part#	Material	Length	Quantity
A-960900	Steel	16mm	10pcs



Weight Limit 100kg

Socket Adapters

4-HOLE SOCKET ADAPTER

Part#	Material	Height	Build Height	Weight
A-122100	Aluminium	18.5mm	18.5mm	70g



MALE PYRAMID INSERT FOR PRONG

Part#	Material	Height	Build Height	Weight
A-134300	Stainless Steel Insert	31mm	7.5mm	94g



FEMALE PYRAMID INSERT FOR PRONG

Part#	Material	Height	Build Height	Weight
A-144300	Stainless Steel	23mm	14mm	83g



4-Hole Adapters, with Screws

4-HOLE MALE PYRAMID

Part#	Material	Height	Build Height	Weight
A-233100	Aluminium with Stainless Steel Insert	23.5mm	9mm	62g



4-HOLE FEMALE PYRAMID

Part#	Material	Height	Build Height	Weight
A-242100	Aluminium	16mm	16mm	46g



Tube Clamps

MALE PYRAMID TUBE CLAMP

Part#	Material	Height	Build Height	Weight
A-333100	Aluminium with Stainless Steel Insert	56mm	41.5mm	62g



FEMALE PYRAMID TUBE CLAMP

Part#	Material	Height	Build Height	Weight
A-342100	Aluminium	50mm	16mm	64g



4-HOLE TUBE CLAMP


Part#	Material	Height	Build Height	Weight
A-322100	Aluminium	38mm	4mm	52g



Weight Limit 100kg


Single Adapters

MALE SINGLE ADAPTER - SHORT

Part#	Material	Height	Build Height	Weight	
A-433110	Aluminium with Stainless Steel Pyramid Insert	50mm	35.5mm	60g	




MALE SINGLE ADAPTER - LONG

Part#	Material	Height	Build Height	Weight	
A-433120*	Aluminium with Stainless Steel Pyramid Insert	77mm	63mm	86g	



*77mm overall, can be cut to length 70mm

FEMALE SINGLE ADAPTER - SHORT

Part#	Material	Height	Build Height	Weight	
A-442100*	Aluminium	100mm	100mm	86g	



*100mm overall, can be cut to length 60mm

FEMALE SINGLE ADAPTER - LONG


Part#	Material	Height	Build Height	Weight	
A-442110*	Aluminium	200mm	200mm	153g	



*200mm overall, can be cut to length 60mm

Standard Adapters

FEMALE DOUBLE ADAPTER - 32MM

Part#	Material	Height	Build Height	Weight	
A-542110	Aluminium	32mm	32mm	66g	



FEMALE DOUBLE ADAPTER - 45MM

Part#	Material	Height	Build Height	Weight	
A-542120	Aluminium	45mm	45mm	76g	



FEMALE DOUBLE ADAPTER - 60MM

Part#	Material	Height	Build Height	Weight	
A-542130	Aluminium	60mm	60mm	88g	



FEMALE DOUBLE ADAPTER - 75MM

Part#	Material	Height	Build Height	Weight	
A-542140	Aluminium	75mm	75mm	100g	



MALE DOUBLE ADAPTER

Part#	Material	Height	Build Height	Weight	
A-533100	Aluminium with Stainless Steel Pyramid Insert	41mm	12mm	84g	



MALE PYRAMID ADAPTER

Part#	Material	Weight Limit	Weight
A-834300	Stainless Steel Male Pyramid Adapter	100kg	111g



Weight Limit 100kg

Pylons and Tubes

TUBE - SHORT AND LONG

Part#	Material	Length
A-712010	Aluminium	250mm
A-712020	Aluminium	400mm



FEMALE PYLON - SHORT AND LONG

Part#	Material	Length
A-742010	Aluminium	250mm
A-742020	Aluminium	400mm



FEMALE PYLON KIT 1 - SHORT AND LONG

Part#	Material	Length
A-762111	Aluminium	250mm
A-762121	Aluminium	400mm



FEMALE PYLON - SHORT AND LONG

Part#	Material	Length
A-748010	Aluminium/Titan	250mm
A-748020	Aluminium/Titan	400mm



HEIGHT ADJUSTABLE PYLON

Part#	Material	Min. Height	Min. Build Height	Range of Adjustment	Weight
A-542350	Aluminium	77mm	76mm	77-95mm	190g



HEIGHT ADJUSTABLE PYLON - LONG

Part#	Material	Min. Height	Min. Build Height	Range of Adjustment	Weight
A-542360	Aluminium	94mm	94mm	94-128mm	220g



Foot Adapter

SACH FOOT ADAPTER

Part#	Material	Height	Build Height	Weight
A-833100	Aluminium with Stainless Steel Pyramid insert	25mm	9.5mm	105g



Shift Adapters


FEMALE PYRAMID TUBE CLAMP WITH 14MM OFFSET

Part#	Material	Height	Build Height	Weight
A-342430	Aluminium	69mm	35mm	135g



Weight Limit 125kg

4-HOLE FEMALE PYRAMID WITH 20/20 OFFSET

Part#	Material	Height	Build Height	Weight	
A-242500	Aluminium	22mm	22mm	118g	



4-HOLE FEMALE PYRAMID 20/20 OFFSET 10° RIGHT

Part#	Material	Height	Build Height	Weight	
A-242510	Aluminium	24mm	24mm	120g	



4-HOLE FEMALE PYRAMID 20/20 OFFSET 10° LEFT

Part#	Material	Height	Build Height	Weight	
A-242520	Aluminium	24mm	24mm	120g	




MALE-FEMALE DOUBLE ADAPTER WITH 8MM OFFSET AND 10 DEGREES ANGLE

Part#	Material	Height	Build Height	Weight	
A-554700	Stainless steel	40mm	24mm	153g	



EURO 4-HOLE ADAPTER


Part#	Material	Height	Build Height	Weight	
A-122300	Aluminium	11mm	11mm	70g	



Weight Limit 136kg


4-Hole Adapters, with Screws

4-HOLE MALE PYRAMID WITH ROTATION

Part#	Material	Height	Build Height	Weight	
A-234320	Stainless Steel	25mm	10.5mm	141g	



4-HOLE PYRAMID RECEIVER WITH ROTATION

Part#	Material	Height	Build Height	Weight	
A-244320	Stainless Steel	20mm	20mm	128g	



Socket Adapters

4-HOLE CONNECTION PLATE

Part#	Material	Height	Build Height	Weight	
1651014	Aluminium	9mm	9mm	60g	



Weight Limit 136kg

Flexion Plates

4-HOLE WITH 20° ROTATION (+/-10°) AND 36MM THREADED

Part#	Description	Material	Height	Build Height	Weight
A-282440	45mm offset 10 degrees flexion	Aluminum	12mm	9mm	129g
A-282460	60mm offset 10 degrees flexion	Aluminum	12mm	3mm	157g
A-282470	75mm offset 15 degrees flexion	Aluminum	12mm	6mm	193g



Screw Kits for Flexion Plates

SCREW KIT FOR FLEXION PLATES USED WITH DIRECT SOCKET AND ICELOCK 600

Part#	Material	Length
A-964410	Stainless Steel	24mm

SCREW KIT FOR FLEXION PLATES USED WITH DIRECT SOCKET AND ICELOCK 850

Part#	Material	Length
A-964420	Stainless Steel	32mm

SCREW KIT FOR FLEXION PLATES USED WITH 4-HOLE SOCKETS AND ICELOCK 850

Part#	Material	Length
A-964430	Stainless Steel	40mm

Weight Limit 166kg


Socket Adapters

MALE PYRAMID SOCKET ADAPTER

Part#	Material	Height	Build Height	Weight	
A-135100	Titanium	23mm	8.5mm	58g	



4-HOLE SOCKET ADAPTER

Part#	Material	Height	Build Height	Weight	
A-125100	Titanium	18.5mm	18.5mm	112g	



4-PRONG SOCKET ADAPTER

Part#	Material	Height	Build Height	Weight	
A-114040	Stainless Steel	8mm	8mm	158g	



3-PRONG SOCKET ADAPTER

Part#	Material	Build Height	Weight	
A-114030	Stainless Steel	8mm	124g	



MALE PYRAMID INSERT FOR PRONG

Part#	Material	Height	Build Height	Weight	
A-135300	Titanium	31mm	7.5mm	56g	



FEMALE PYRAMID INSERT FOR PRONG

Part#	Material	Height	Build Height	Weight	
A-145300	Titanium	23mm	14mm	53g	



FEMALE PYRAMID INSERT FOR PRONG LP

Part#	Material	Height	Build Height	Weight	
A-145310	Titanium	9mm	9mm	33g	



MALE PYRAMID ADAPTER

Part#	Material	Height	Build Height	Weight	
A-835300	Titanium	32.8mm	18mm	80g	



FEMALE PYRAMID ADAPTER

Part#	Material	Height	Build Height	Weight	
A-845300	Titanium	26mm	26mm	85g	



Weight Limit 166kg

4-Hole Adapters, with Screws

4-HOLE MALE PYRAMID

Part#	Material	Height	Build Height	Weight
A-235100	Titanium	23mm	8.5mm	54g



4-HOLE MALE PYRAMID WITH ROTATION

Part#	Material	Height	Build Height	Weight
A-235300	Titanium	25mm	10.5mm	72g



4-HOLE MALE PYRAMID WITH 8MM OFFSET

Part#	Material	Height	Build Height	Weight
A-235400	Titanium	23mm	8.5mm	65g



4-HOLE FEMALE PYRAMID

Part#	Material	Height	Build Height	Weight
A-245100	Titanium	15.5mm	15.5mm	64g



4-HOLE FEMALE PYRAMID WITH ROTATION

Part#	Material	Height	Build Height	Weight
A-245300	Titanium	17.5mm	17.5mm	76g



Tube Clamps

MALE PYRAMID TUBE CLAMP

Part#	Material	Height	Build Height	Weight
A-335100	Titanium	56mm	5.5mm	82g



FEMALE PYRAMID TUBE CLAMP

Part#	Material	Height	Build Height	Weight
A-345100	Titanium	50mm	14mm	78g



4-HOLE TUBE CLAMP

Part#	Material	Height	Build Height	Weight
A-325100	Titanium	38mm	2mm	68g



Weight Limit 166kg

Single Adapters

MALE SINGLE ADAPTER - SHORT

Part#	Material	Height	Build Height	Weight	
A-435110	Titanium	50mm	35.5mm	80g	




MALE SINGLE ADAPTER - LONG

Part#	Material	Height	Build Height	Weight	
A-435120*	Titanium	77mm	63mm	103g	



*77mm overall, can be cut to length 70mm

FEMALE SINGLE ADAPTER


Part#	Material	Height	Build Height	Weight	
A-445100*	Titanium	100mm	100mm	118g	



*100mm overall can be cut to 60mm length

Double Adapters

FEMALE DOUBLE ADAPTER - 32MM

Part#	Material	Height	Build Height	Weight	
A-545110	Titanium	32mm	32mm	90g	



FEMALE DOUBLE ADAPTER - 45MM

Part#	Material	Height	Build Height	Weight	
A-545120	Titanium	45mm	45mm	102g	



FEMALE DOUBLE ADAPTER - 60MM

Part#	Material	Height	Build Height	Weight	
A-545130	Titanium	60mm	60mm	119g	



FEMALE DOUBLE ADAPTER - 75MM

Part#	Material	Height	Build Height	Weight	
A-545140	Titanium	75mm	75mm	135g	



MALE DOUBLE ADAPTER

Part#	Material	Height	Build Height	Weight	
A-535100	Titanium	41mm	12mm	98g	



Weight Limit 166kg

Pylons and Tubes

FEMALE PYLON TITANIUM, WP – LONG & SHORT

Part#	Material	Length
A-748030	Titanium Female Pyramid, Aluminium Tube	250mm
A-748040	Titanium Female Pyramid, Aluminium Tube	400mm



FEMALE PYLON KIT TITANIUM, WP – LONG & SHORT

Part#	Material	Length
A-764111	Titanium Female Pyramid, Aluminium Tube, Titanium Tube Clamp	250mm
A-764121	Titanium Female Pyramid, Aluminium Tube, Titanium Tube Clamp	400mm



Foot Adapter

SACH FOOT ADAPTER

Part#	Material	Height	Build Height	Weight
A-835100	Titanium	25mm	9.5mm	110g



Shift Adapters

SHIFT ADAPTER WITH TITANIUM

Part#	Material	Height	Build Height	Weight
A-645210	Titanium	60mm	60mm	208g



Torsion Shock Adapter



The Torsion Shock Adapter has shock absorption and rotational functions that reduce rotary and shear forces on the residual limb. It may be used as a part of a prosthesis during daily-living activities as needed.

User Information	
Amputation Level:	Lower Limb
Impact Level:	Low to High
Maximum Patient Weight:	147kg
Weight of the Adapter:	415g
Build height of the Adapter:	67-93mm (depending on connecting adapter)



WATERPROOF



Ordering Information

SIZE SELECTION TABLE

Weight (kg)	45-77	78-88	89-100	101-116	117-130	131-147
Low Impact Level	TSA50001	TSA50001	TSA50001	TSA50002	TSA50003	TSA50003
Moderate Impact Level	TSA50001	TSA50001	TSA50002	TSA50003	TSA50003	N/A
High Impact Level	TSA50001	TSA50002	TSA50003	TSA50003	N/A	N/A

Components

Össur recommends using the Torsion Shock Adapter with M36 adapters by Össur. For reference see compatible adapters below.

COMPATIBLE ADAPTERS

Picture	Part#	Description	Material	Weight Limit	Weight
1.	A-114030	3- Prong Socket Adapter	Stainless Steel	166kg	124g
2.	A-114040	4- Prong Socket Adapter	Stainless Steel	166kg	158g
3.	A-122300	Euro 4-Hole Adapter	Aluminum	125kg	70g
4.	A-834300	Male Pyramid Adapter	Stainless Steel	100kg	111g
4.	A-835300	Male Pyramid Adapter	Titanium	166kg	80g
5.	A-845300	Female Pyramid Adapter	Titanium	166kg	85g



Knee Rotation Adapter



Knee Rotation Adapter enables users to turn the knee 360°. It is made for TF amputees and is to be placed directly above the knee.

The Knee Rotation Adapter is a non-invasive, reusable prosthetic device designed for single patient use.

It is made to be used with all Össur bionic and mechanical knees.



Key Features

- Enables rotation of the lower leg/prosthesis
- Easy Handling: push one button to start rotation
- Unit locks automatically in neutral position
- Activities in limited space are possible (e.g. driving a car)
- Eases daily activities (e.g. putting on shoes)
- Patient can move into complex combination postures they could not otherwise do (e.g. sitting with legs crossed)

User Information	
Amputation Level:	Transfemoral and Knee Disarticulation
Impact Level:	Low to Moderate
Maximum Patient Weight:	125kg



WEATHERPROOF

Ordering Information

KNEE ROTATION ADAPTER

Part#	Description	Material	Height	Build height	Weight
A-554300	Knee Rotation Adapter	Stainless Steel	42mm	27mm	210g



CHEETAH® KNEE
PAGE 280



CHEETAH® XCEED
PAGE 279



FLEX-RUN™
PAGE 285



CHEETAH® XCEL
PAGE 279



CHEETAH® XTREME
PAGE 292



CHEETAH® XTEND
PAGE 296



FLEX-FOOT CHEETAH®
PAGE 300



CHEETAH® XPANSE
PAGE 303

Cheetah[®] Knee



The Cheetah Knee is a lightweight polycentric knee with 3-phase hydraulic swing control, specifically designed for rapid flexion and extension for running and sprinting. The polycentric design offers good stability in stance, allows for controlled deceleration enabling users to participate in a wide range of sports activities. Although not specifically designed for walking, Cheetah Knee's 4-bar geometry makes it possible to walk and easily transition from walking to jogging and/or running.

- Polycentric knee, designed for high activity such as jogging, running and sprinting
- 4-bar geometry for increased stability in stance
- Hydraulic swing control to support rapid flexion and extension
- Soft extension bumper
- Short knee center to top distance, useful for long transfemoral limbs or knee disarticulation
- Male pyramid distal connection for easy alignment



Patient Profile:	
Amputation Level:	Transfemoral and Knee Disarticulation
Impact Level:	Moderate to Extreme
Maximum Patient Weight:	100 kg

Product Information:	
Build Height:	108mm
Weight of Knee:	0.62 kg
Flexion:	110°



MULTI AXIS



HYDRAULIC CONTROL

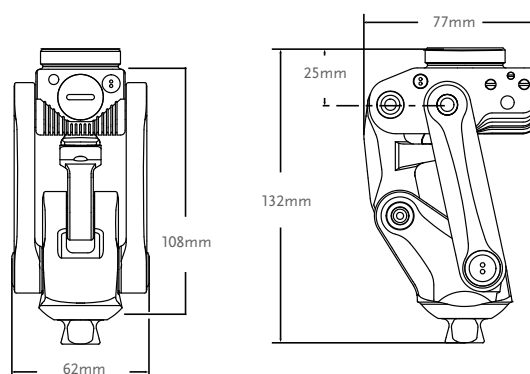


MULTI SPEED



SOCKET CONNECTOR ADAPTATION

Clearance





Kits

Part#	Description
CKN10000	Cheetah Knee


Components

TOTAL KNEE ADAPTERS

Picture	Part#	Description	Material	Weight Limit	Weight
1.	A-114040	4- Prong Socket Adapter	Stainless Steel	166kg	158g
2.	A-122300	Euro 4-Hole Adapter	Aluminium	125kg	70g
3.	A-834300	Male Pyramid Adapter	Stainless Steel	100kg	111g
3.	A-835300	Male Pyramid Adapter	Titanium	166kg	80g
4.	A-845300	Female Pyramid Adapter	Titanium	166kg	85g



Cheetah® Xceed



Cheetah Xceed has been designed to translate the functionality of Össur's high-performance blades to the needs of the everyday sports enthusiast. It features a longer toe lever for enhanced push-off and offers a higher energy return.

It is appropriate for transfemoral and transtibial users participating in high impact activities, such as recreational jogging, trail running, distance running and triathlons.

The Nike Spike pad has been designed exclusively for the Össur Cheetah Range and has been improved for the blade to provide specialised traction.



User Information	
Amputation Level:	Transfemoral and Transtibial
Impact Level:	High to Extreme
Maximum Patient Weight:	147kg

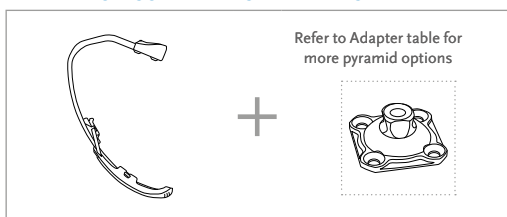


WATERPROOF

Foot information	
Categories:	1-9
Sizes:	One Size Per Category
Weight of Foot (Cat. 5):	1000g
Build Height:	345mm with Nike Traction SoleX/without pyramid
Adapter Options:	4-hole Male and Female pyramid. Refer to adapter table for more pyramid options

Ordering Information

FOR COMPLETE CHEETAH XCEED KIT



*Includes Nike Traction SoleX

NIKE SOLE OPTIONS

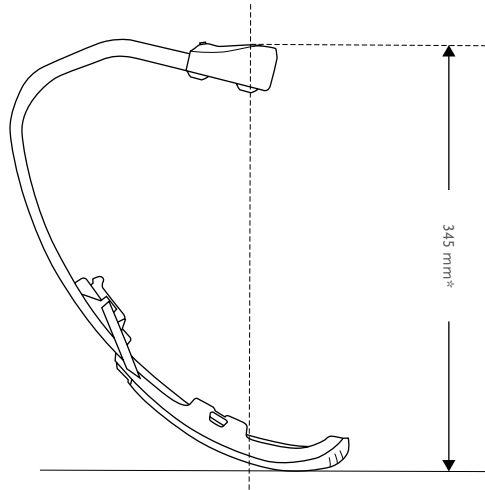


Cheetah® Xceed

Category Selection Chart

Weight kg	45-52	53-59	60-68	69-77	78-88	89-100	101-116	117-130	131-147
High to Extreme Impact Level	1	2	3	4	5	6	7	8	9

Clearance



*Note: Build height of 4 – hole adapters should be added to this value for total build height.

Kits

CHEETAH XCEED KIT

PART#	CATEGORY (1-9)
CXD002	

Includes:

- Nike Traction SoleX and attachment
- Foot module



NIKE SOLES

Picture	Part#	Description	Cat.
1.	NSS50041	Nike Traction SoleX	1-9
1.	NSS50012	Nike Spike SoleX*	1-9
2.	NSS50021	Nike Spike Pad 2.0*	1-9
3.	NSS50031	Nike SoleX Attachment Kit**	1-9



*Includes:

- 7mm Pyramid Spikes
- Wrench

**Pluseries needs to be ordered separately

Note: Nike Spike Pad has same spikes as Nike track and field shoes, additional spikes can be purchased at Nike.

Cheetah® Xceed

Adapters

4-HOLE MALE PYRAMID

Part#	Material	Height	Build Height	Weight
A-235100	Titanium	23mm	8.5mm	54g



4-HOLE MALE PYRAMID WITH ROTATION

Part#	Material	Height	Build Height	Weight
A-235300	Titanium	25mm	10.5mm	72g



4-HOLE MALE PYRAMID WITH 8MM OFFSET

Part#	Material	Height	Build Height	Weight
A-235400	Titanium	23mm	8.5mm	65g



4-HOLE FEMALE PYRAMID

Part#	Material	Height	Build Height	Weight
A-245100	Titanium	15.5mm	15.5mm	64g



4-HOLE FEMALE PYRAMID WITH ROTATION

Part#	Material	Height	Build Height	Weight
A-245300	Titanium	17.5mm	17.5mm	76g



Tools

+PLUSERIES DISPENSER

Part#	Description
FSX80016	+Pluseries 215 ml Dispenser



+PLUSERIES ADHESIVE

Part#	Description
FSX80015	+Pluseries Adhesive 215 ml - Composite 1 Minute
FSX80017	+Pluseries Mixing Nozzle Includes: 6 Mixing Nozzles



Flex-Run™



The Flex-Run offers unmatched performance and efficiency for amputees and prosthetists. Össur and Nike have partnered to design a running foot from the ground up, leveraging Össur's expertise in running prostheses with Nike's world renowned traction and sole technologies.

The improved Flex-Run features a longer toe lever and efficient energy return. The Nike Sole offers great traction to help improve performance for the runner.

Flex-Run is appropriate for users with transfemoral and transtibial amputation participating in high impact activities such as recreational jogging, trail running, distance running and triathlons. It is available in both Standard and Junior (LP) models.



User Information	
Amputation Level:	Transfemoral and Transtibial
Impact Level:	High to Extreme
Maximum Patient Weight:	130kg



WATERPROOF


Foot information	
Categories:	1-9
Sizes:	One Size Per Category
Weight of Foot (Cat. 5):	400g 694g with Sole and Male Pyramid
Build Height:	261mm 277mm with Sole
Adapter Options:	Male or Female Bolt on Pyramid

Ordering Information

FOR COMPLETE FLEX-RUN KIT WITH MALE PYRAMID



FOR COMPLETE FLEX-RUN KIT WITH FEMALE PYRAMID

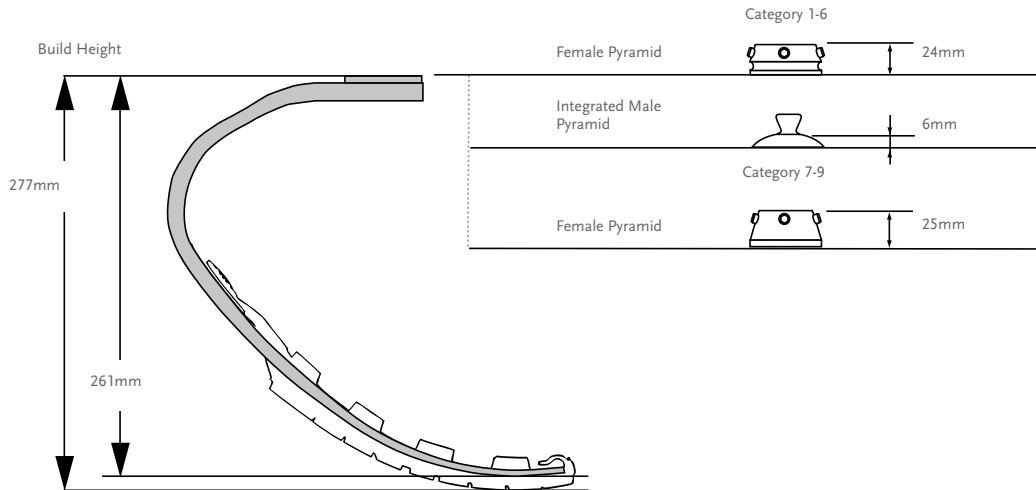


Flex-Run™

Category Selection Chart

Weight kg	37-44	45-52	53-59	60-68	69-77	78-88	89-100	101-116	117-130
High to Extreme Impact Level	1	2	3	4	5	6	7	8	9

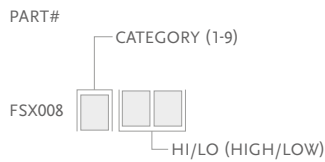
Clearance



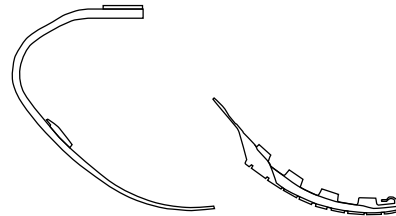
Note: Sole adds 16 mm to build height.

Kits

FLEX-RUN KIT



Note: Flex-Run is excluded from trial period. For LP Flex-Run see Flex-Run Junior.
For information on special or custom orders, please contact your local Össur representative.



Includes:

- Foot Module
- Attachment Plate (can be supplied bonded on the foot upon request)
- Nike Sole
- Bag for Nike Sole

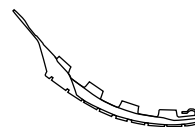
Kits

NIKE SOLE KIT

Part#	Size	Cat.
CM150163	One Size	1-9

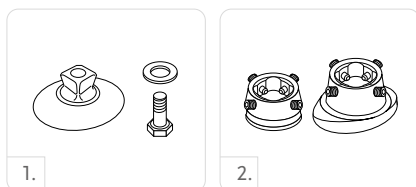
Includes:

- Nike Sole
- Medallion
- Loctite
- Bag for Nike Sole



FOOT ADAPTER SETS

Picture	Part#	Description	Weight	Bolt Size	Cat.
1.	FWX00030	Male Pyramid Foot Adapter Set	75g	M10 x 40mm	1-6
2.	CM150161	Female Pyramid Foot Adapter Set	100g	M10 x 35mm	1-6
2.	CM150162	Female Pyramid Foot Adapter Set	186g	M12 x 50mm	7-9



REPLACEMENT BOLT

Part#	Size	Cat.
CM130221	M10 x 40mm	1-6

Components

Part#	Description	Cat.
FWX40001	Attachment Plate	1-6
FWX40002	Attachment Plate	7-9

Cheetah® Xcel



Cheetah Xcel is the next generation short sprinting foot from Össur that is specifically designed for explosive short-distance sprints. The carbon blade features a more extreme curve and the dynamic shape allows for the foot to flex and give a powerful energy kick. A long toe enhances push-off, while the plantar-flexed pylon handles forward progression.

The Nike Spike pad has been designed exclusively for the Össur Cheetah Range and has been improved for the blade to provide specialised traction.



User information	
Amputation Level:	Transfemoral and Transtibial
Impact Level:	Extreme
Maximum Patient Weight:	45kg - 147kg



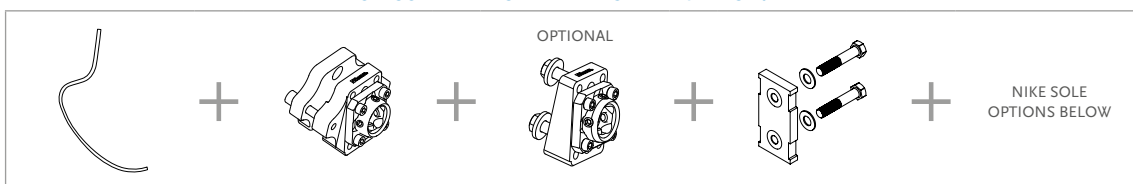
WATERPROOF

Foot information	
Categories:	1-9
Sizes:	Two Sizes Per Category
Weight of Foot:	Size Large - 980 g Size small - 820 g
Max Build Height:	Size Large - 569 mm Size small - 538 mm
Min Build Height:	Size Large - 513 mm Size small - 443 mm
Adapter Options:	Lamination Connector

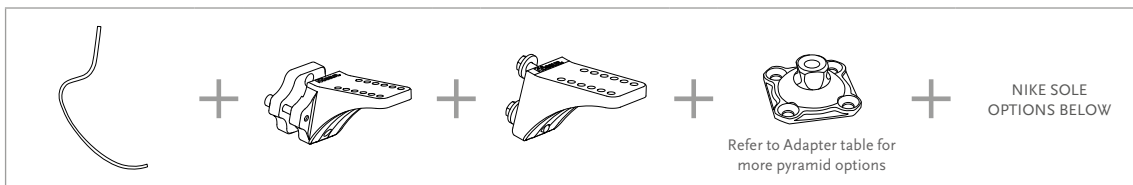
Note: Build height is from bottom of foot to top of lamination connector.

Ordering Information

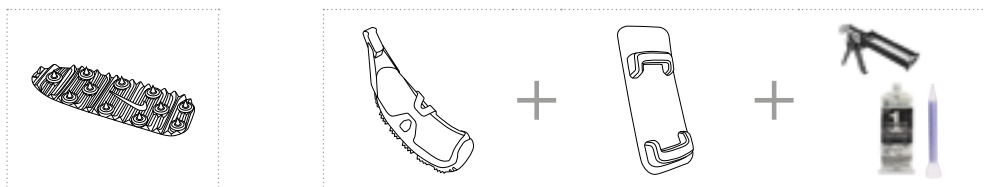
FOR COMPLETE CHEETAH XCEL DYNAMIC 10 KIT



FOR COMPLETE CHEETAH XCEL L-ADAPTER



NIKE SOLE OPTIONS

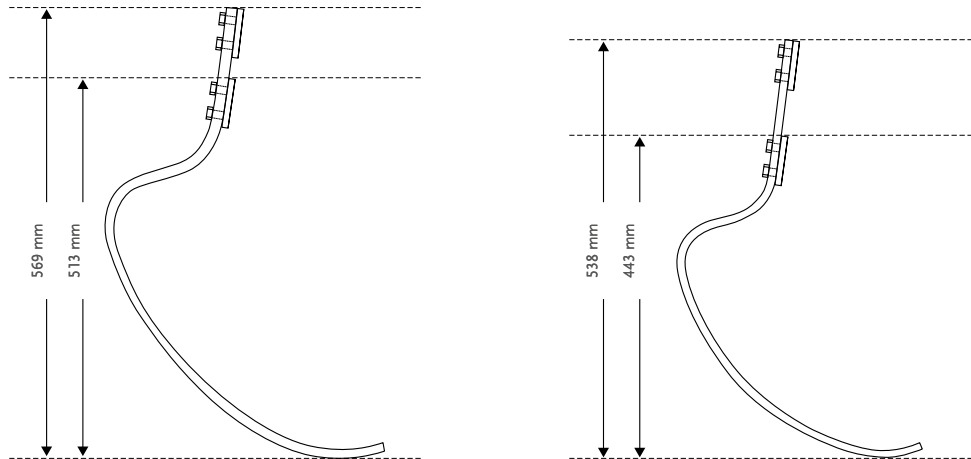


Category selection chart

Weight kg	45-52	53-59	60-68	69-77	78-88	89-100	101-116	117-130	131-147
Extreme Impact Level	1	2	3	4	5	6	7	8	9

Clearance

WITH LAMINATION CONNECTOR



Kits

CHEETAH XCEL KIT

PART#

CATEGORY (1-9)

LARGE:
CXL004



SMALL:
CXL002



Includes:

- Foot module

Note: Soles to be ordered separately.



Cheetah® Xcel

Kits

NIKE SOLES

Picture	Part#	Description	Cat.
1.	NSS50041	Nike Traction SoleX	1-9
1.	NSS50012	Nike Spike SoleX*	1-9
2.	NSS50021	Nike Spike Pad 2.0*	1-9
3.	NSS50031	Nike SoleX Attachment Kit**	1-9

* Includes:

- 7mm Pyramid Spikes
- Wrench

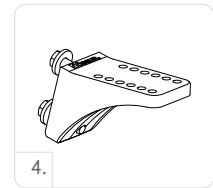
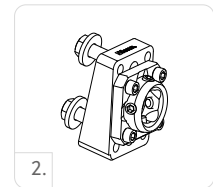
** Pluseries needs to be ordered separately

Note: Nike Spike Pad has same spikes as Nike track and field shoes, additional spikes can be purchased at Nike.



CHEETAH ALIGNMENT ADAPTERS KIT

Picture	Part#	Description	Cat.
1.	CXL50002	Dynamic - Adapter 10°Kit	1-6
2.	CXL50001	Bolted - Adapter 10°Kit	1-6
3.	CXL50004	Dynamic L - Adapter 13°Kit	1-6
4.	CXL50003	Bolted L-Adapter 13°Kit	1-6

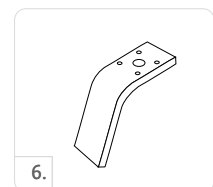


L-BRACKET KITS

Picture	Part#	Description	Cat.
5.	FSX50005	5° L-Bracket Kits	1-6
6.	FSX50006	20° L-Bracket Kits	1-6

Includes:

- L-Bracket without inserts
- Pyramid Attachment Hardware
- Alignment Wedges
- Alignment Hardware

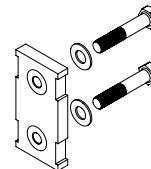


LAMINATION CONNECTOR KIT

Part#	Description	Cat.
FSX50009	Lamination Connector	1-9

Includes:


- Connector
- Alignment Wedges (2°, 4°, 6°, 8°)
- Attachment Hardware
- Lamination Kit



Kits

HARDWARE KIT FOR T CONNECTORS

Part#	Length	Weight	Size	Cat.
CM100055	10mm	144g	x 2-1/2"	1-9

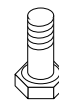


Includes:

- Bolts
- Nuts
- Spherical Washer
- Flat Washer

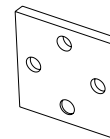
ATTACHMENT BOLT FOR LAMINATION CONNECTOR

Part#	Description	Size	Cat.
CM130211	Attachment Bolt for Lamination Connector	3/8"-24 x 1 1/2"	1-9
CM130213	Attachment Bolt for Lamination Connector	3/8"-24 x 1 3/4"	1-9
CM130214	Attachment Bolt for Lamination Connector	3/8"-24 x 1 3/8"	1-9
CM130251	Attachment Bolt for Lamination Connector	3/8"-24 x 1.1"	1-9
CM130252	Attachment Bolt for Lamination Connector	3/8 - "24 x 1.2"	1-9



ALIGNMENT WEDGES

Part#	Description	Cat.
CM140515	Alignment Wedges 2°	ALL
CM140516	Alignment Wedges 4°	ALL
CM140517	Alignment Wedges 6°	ALL
CM140518	Alignment Wedges 8°	ALL



Adapters

4-HOLE MALE PYRAMID

Part#	Material	Height	Build Height	Weight
A-235100	Titanium	23mm	8.5mm	54g



4-HOLE MALE PYRAMID WITH ROTATION

Part#	Material	Height	Build Height	Weight
A-235300	Titanium	25mm	10.5mm	72g



4-HOLE MALE PYRAMID WITH 8MM OFFSET

Part#	Material	Height	Build Height	Weight
A-235400	Titanium	23mm	8.5mm	65g



4-HOLE FEMALE PYRAMID

Part#	Material	Height	Build Height	Weight
A-245100	Titanium	15.5mm	15.5mm	64g



4-HOLE FEMALE PYRAMID WITH ROTATION

Part#	Material	Height	Build Height	Weight
A-245300	Titanium	17.5mm	17.5mm	76g



Cheetah® Xtreme



The blade of champions – inspired by the world’s fastest. Cheetah Xtreme is the short-distance sprinting foot, a holder of multiple world records.

Designed specifically for the fast, short-distance sprints, the carbon blade features a more extreme curve than the other Cheetahs. This dynamic shape allows the foot to flex more offering a powerful energy kick. A longer, flatter toe enhances push off, while the plantar-flexed pylon supports better forward progression.

The Nike Spike Pad has been designed exclusively for the Cheetah. It provides specialised traction that has been optimised for the blade.

A new alignment adapter for the Cheetah is now available for quicker set up and easier alignment of the blade.



User information	
Amputation Level:	Transfemoral and Transtibial
Impact Level:	Extreme
Maximum Patient Weight:	147kg



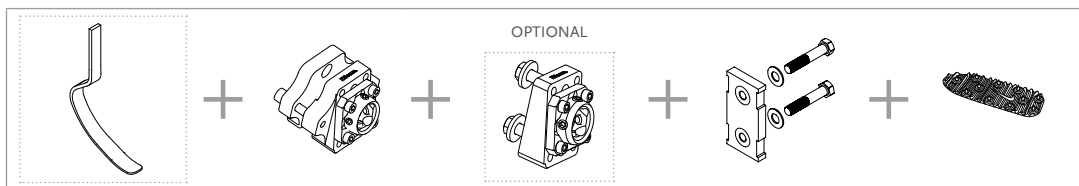
WATERPROOF

Foot information	
Categories:	1-9
Sizes:	One Size Per Category
Weight of Foot:	918g
Max Build Height:	530mm
Min Build Height:	375mm
Adapter Options:	Lamination Connector

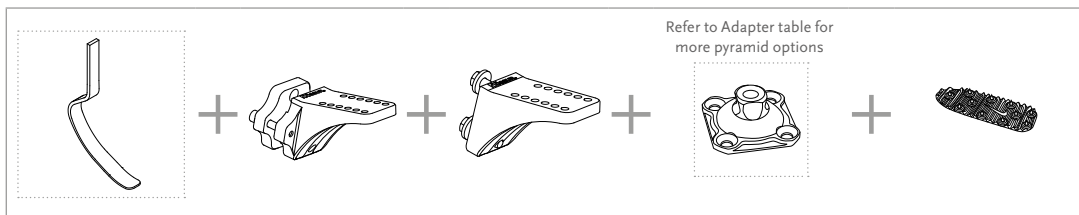
Note: Build height is from bottom of foot to center of lower bolt hole of lamination connector.

Ordering Information

FOR COMPLETE CHEETAH XTREME DYNAMIC 10 KIT



FOR COMPLETE CHEETAH XTREME L-ADAPTER KIT

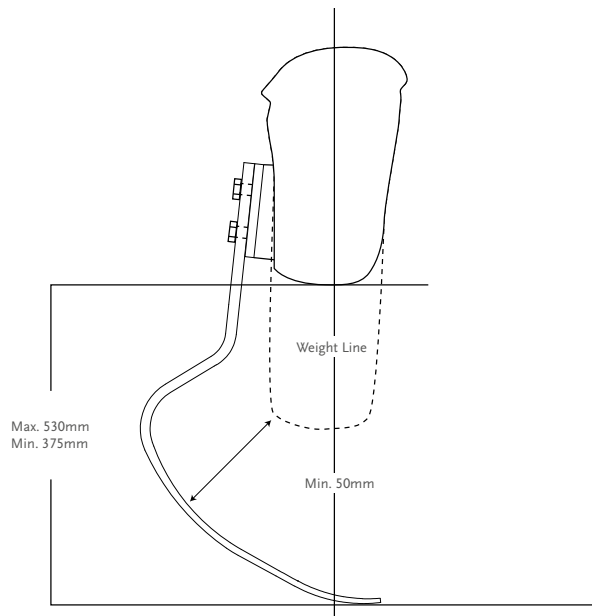


Category Selection Chart

Weight kg	45-52	53-59	60-68	69-77	78-88	89-100	101-116	117-130	131-147
Extreme Impact Level	1	2	3	4	5	6	7	8	9

Clearance

WITH LAMINATION CONNECTOR



Kits

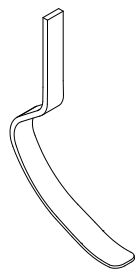
CHEETAH XTREME KIT

PART# _____ CATEGORY(1-9)

FSX003 

- Includes:
- Cheetah Xtreme Blade
 - Nike Spike Pad Kit

Note: Cheetah Xtreme is excluded from the trial period.



NIKE SPIKE PAD KIT

Part#	Description	Cat.
NSS50021	Nike Spike Pad 2.0*	1-9



- Includes:
- 7mm (9/32") Pyramid Spikes
 - Wrench

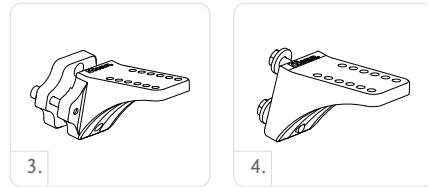
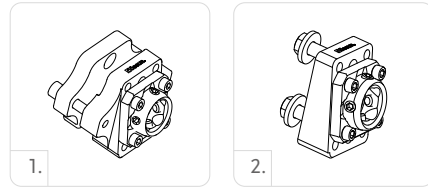
Note: Nike Spike Pad has same spikes as Nike track and field shoes, additional spikes can be purchased at Nike.

Cheetah® Xtreme

Kits

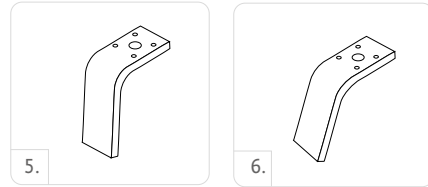
CHEETAH XTREME ALIGNMENT ADAPTERS

Picture	Part#	Description	Cat.
1.	CXL50002	Dynamic - Adapter 10°Kit	1-6
2.	CXL50001	Bolted - Adapter 10°Kit	1-6
3.	CXL50004	Dynamic L - Adapter 13°Kit	1-6
4.	CXL50003	Bolted L-Adapter 13°Kit	1-6



L-BRACKET KITS

Picture	Part#	Description	Cat.
5.	FSX50005	5° L-Bracket Kits	1-6
6.	FSX50006	20° L-Bracket Kits	1-6

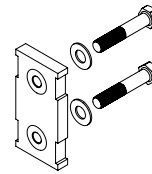


Includes:

- L-Bracket without inserts
- Pyramid Attachment Hardware
- Alignment Wedges
- Alignment Hardware

LAMINATION CONNECTOR KIT

Part#	Description	Cat.
FSX50009	Lamination Connector	1-9




Includes:

- Connector
- Alignment Wedges (2°, 4°, 6°, 8°)
- Attachment Hardware
- Lamination Kit

HARDWARE KIT FOR T CONNECTORS

Part#	Length	Weight	Size	Cat.
CM100055	10mm	144g	x 2-1/2"	1-9



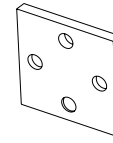
Includes:

- Bolts
- Nuts
- Spherical Washer
- Flat Washer

Kits

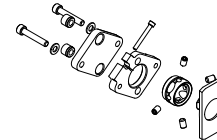
ALIGNMENT WEDGES

Part#	Description	Cat.
CM140515	Alignment Wedges 2°	ALL
CM140516	Alignment Wedges 4°	ALL
CM140517	Alignment Wedges 6°	ALL
CM140518	Alignment Wedges 8°	ALL



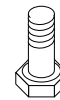
ALIGNMENT ADAPTER KIT

Part#	Description	Cat.
FSX50007	Alignment Adapter	ALL



ATTACHMENT BOLT FOR LAMINATION CONNECTOR

Part#	Description	Size	Cat.
CM130211	Attachment Bolt for Lamination Connector	3/8"-24 x 1 1/2"	1-9
CM130213	Attachment Bolt for Lamination Connector	3/8"-24 x 1 3/4"	1-9
CM130214	Attachment Bolt for Lamination Connector	3/8"-24 x 1 3/8"	1-9
CM130251	Attachment Bolt for Lamination Connector	3/8"-24 x 1.1"	1-9
CM130252	Attachment Bolt for Lamination Connector	3/8 - "24 x 1.2"	1-9



Adapters

4-HOLE MALE PYRAMID

Part#	Material	Height	Build Height	Weight
A-235100	Titanium	23mm	8.5mm	54g



4-HOLE MALE PYRAMID WITH ROTATION

Part#	Material	Height	Build Height	Weight
A-235300	Titanium	25mm	10.5mm	72g



4-HOLE MALE PYRAMID WITH 8MM OFFSET

Part#	Material	Height	Build Height	Weight
A-235400	Titanium	23mm	8.5mm	65g



4-HOLE FEMALE PYRAMID

Part#	Material	Height	Build Height	Weight
A-245100	Titanium	15.5mm	15.5mm	64g



4-HOLE FEMALE PYRAMID WITH ROTATION

Part#	Material	Height	Build Height	Weight
A-245300	Titanium	17.5mm	17.5mm	76g



Cheetah® Xtend



Kick into high gear with a responsive and comfortable ride from start to finish.

The Cheetah Xtend is the companion for longer sprints and short-distance running (400-5000m). This highly effective carbon Fibre blade has a continuous curve toward the toe offering a smooth rollover. The longer, flatter toe enhances push off, while the plantar flexed pylon supports better forward progression.

The Nike Spike Pad has been designed exclusively for the Cheetah. It provides specialised traction that has been optimized for the blade.

A new alignment adapter for the Cheetah is now available for quicker set up and easier alignment off the blade.



User Information	
Amputation Level:	Transfemoral and Transtibial
Impact Level:	Extreme
Maximum Patient Weight:	147kg



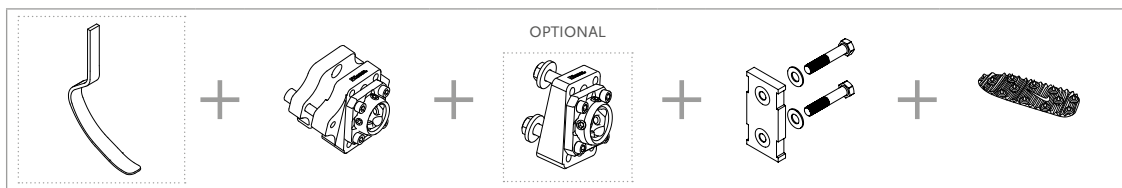
WATERPROOF

Foot information	
Categories:	1-9
Sizes:	One Size Per Category
Weight of Foot:	750g
Max Build Height:	451mm
Min Build Height:	330mm
Adapter Options:	Lamination Connector

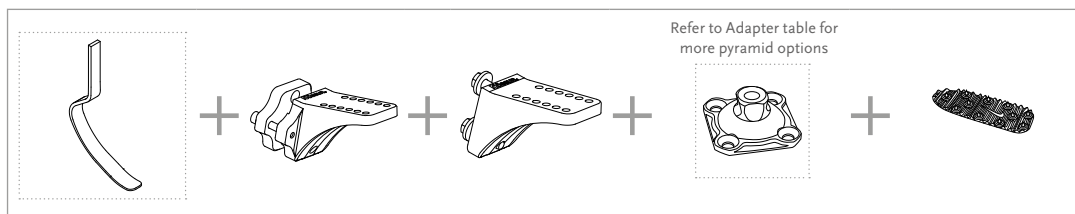
Note: Build height is from bottom of foot to center of lower bolt hole of lamination connector.

Ordering Information

FOR COMPLETE CHEETAH XTEND DYNAMIC 10 KIT



FOR COMPLETE CHEETAH XTEND L-ADAPTER KIT

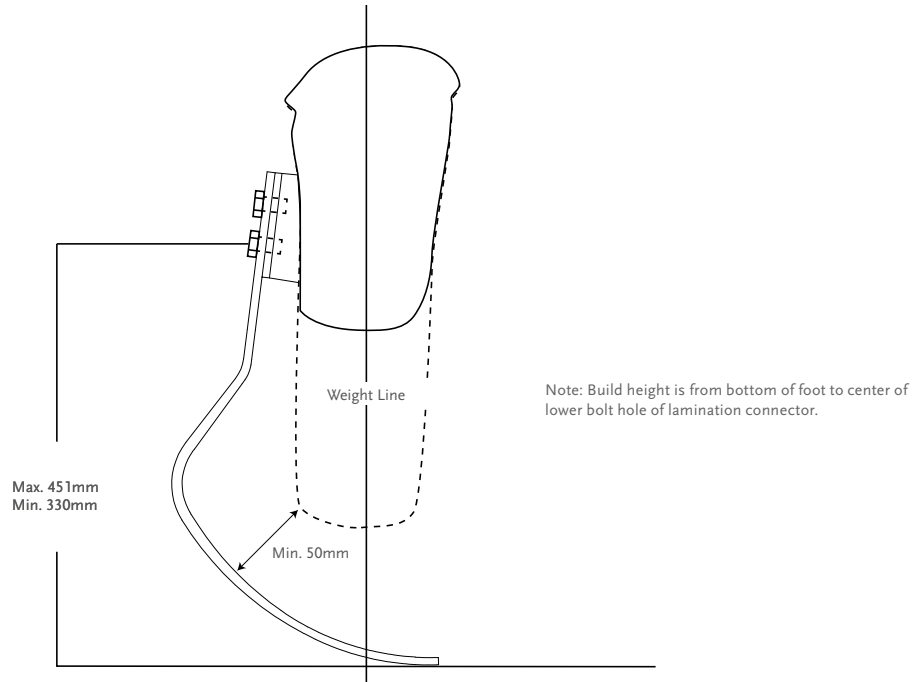


Category Selection Chart

Weight kg	45-52	53-59	60-68	69-77	78-88	89-100	101-116	117-130	131-147
Extreme Impact Level	1	2	3	4	5	6	7	8	9

Clearance

WITH LAMINATION CONNECTOR



Kits

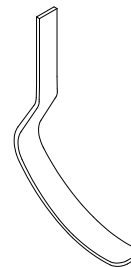
CHEETAH XTEND KIT

PART#	CATEGORY(1-9)
FSX006	

Includes:

- Cheetah Xtend Blade
- Nike Spike Pad Kit

Note: Cheetah Xtend is excluded from the trial period.



NIKE SPIKE PAD KIT

Part#	Description	Cat.
NSS50021	Nike Spike Pad 2.0*	1-9

Includes:

- 7mm (9/32") Pyramid Spikes
- Wrench

Note: Nike Spike Pad has same spikes as Nike track and field shoes, additional spikes can be purchased at Nike.



Cheetah® Xtend

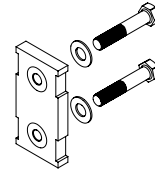
Kits

LAMINATION CONNECTOR KIT

Part#	Description	Cat.
FSX50009	Lamination Connector	1-9

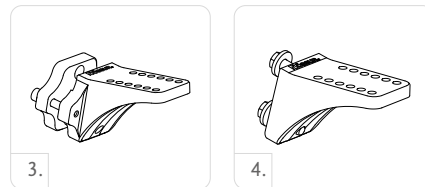
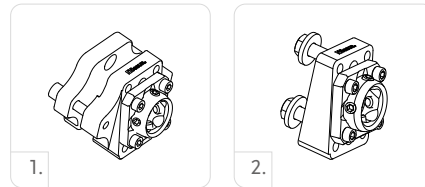
Includes:

- Connector
- Alignment Wedges (2°, 4°, 6°, 8°)
- Attachment Hardware
- Lamination Kit



CHEETAH XTEND ALIGNMENT ADAPTERS KIT

Picture	Part#	Description	Cat.
1.	CXL50004	Dynamic L - Adapter 13°Kit	1-6
2.	CXL50003	Bolted L-Adapter 13°Kit	1-6
3.	CXL50002	Dynamic - Adapter 10°Kit	1-6
4.	CXL50001	Bolted - Adapter 10°Kit	1-6

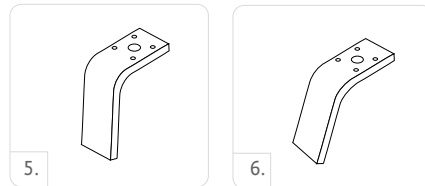


L-BRACKET KITS

Picture	Part#	Description	Cat.
5.	FSX50005	5° L-Bracket Kits	1-6
6.	FSX50006	20° L-Bracket Kits	1-6

Includes:

- L-Bracket without inserts
- Pyramid Attachment Hardware
- Alignment Wedges
- Alignment Hardware




HARDWARE KIT FOR T CONNECTORS

Part#	Length		Weight		Size	Cat.
CM100055	10mm	3/8"	144g	5oz	x 2-1/2"	1-9

Includes:

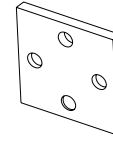
- Bolts
- Nuts
- Spherical Washer
- Flat Washer



Kits

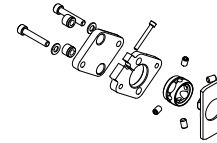
ALIGNMENT WEDGES

Part#	Description	Cat.
CM140515	Alignment Wedges 2°	ALL
CM140516	Alignment Wedges 4°	ALL
CM140517	Alignment Wedges 6°	ALL
CM140518	Alignment Wedges 8°	ALL



ALIGNMENT ADAPTER KIT

Part#	Description	Cat.
FSX50007	Alignment Adapter	ALL



ATTACHMENT BOLT FOR LAMINATION CONNECTOR

Part#	Description	Size	Cat.
CM130211	Attachment Bolt for Lamination Connector	3/8"-24 x 1 1/2"	1-9
CM130213	Attachment Bolt for Lamination Connector	3/8"-24 x 1 3/4"	1-9
CM130214	Attachment Bolt for Lamination Connector	3/8"-24 x 1 3/8"	1-9



Flex-Foot Cheetah®



The Cheetah was the first sport foot of it's kind when first launched in 1996. Ever since the Cheetah has been a choice foot for athletes around the globe.

Cheetah is recommended for longer distance running for transtibial users that do not have clearance for Flex-Run. For sprinting the new Team Össur favourites, Cheetah Xtreme and Cheetah Xtend are recommended.



User Information	
Amputation Level:	Transfemoral and Transtibial
Impact Level:	Extreme
Maximum Patient Weight:	147kg



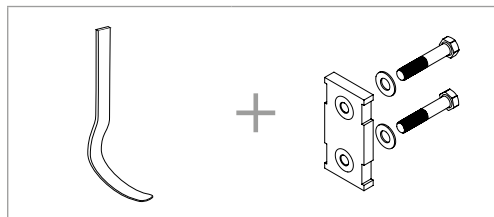
WATERPROOF*

* Waterproof only when directly laminated.

Foot information	
Categories:	1-9
Sizes:	One Size Per Category
Weight of Foot:	512g
Build Height:	411mm
Adapter Options:	Lamination Connector or Pylon Connector

Ordering Information

FOR COMPLETE CHEETAH KIT

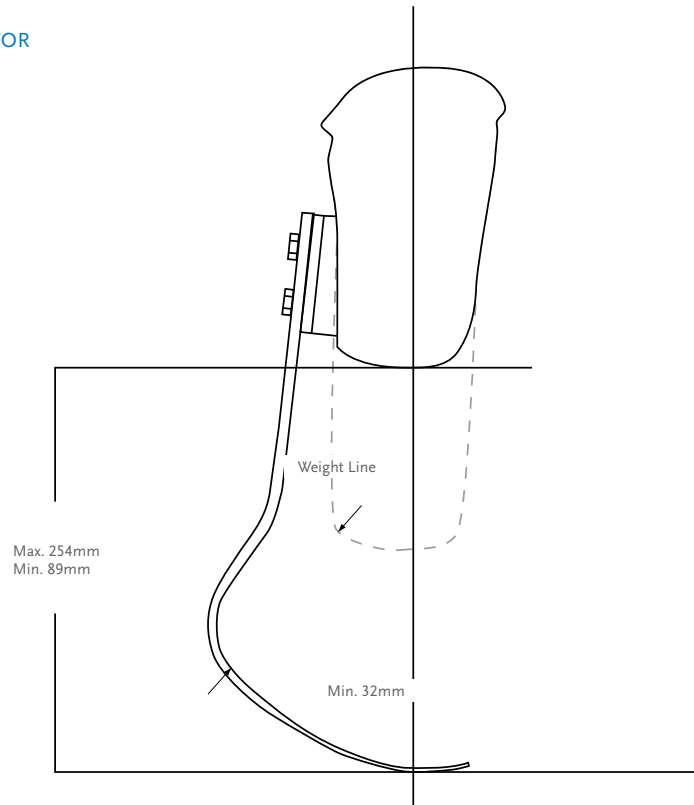


Category Selection Chart

Weight kg	45-52	53-59	60-68	69-77	78-88	89-100	101-116	117-130	131-147
Extreme Impact Level	1	2	3	4	5	6	7	8	9

Clearance

WITH LAMINATION CONNECTOR



Kits

CHEETAH KIT

PART#

CATEGORY (1-9)

FSX004



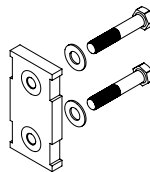
Includes:

- Foot module



LAMINATION CONNECTOR KIT

Part#	Description	Cat.
FSX50009	Lamination Connector	1-9



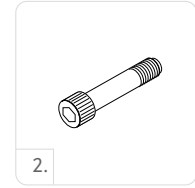
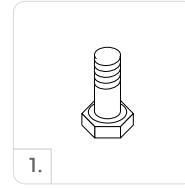
Includes:

- Connector
- Alignment Wedges (2°, 4°, 6°, 8°)
- Attachment Hardware
- Lamination Kit

Flex-Foot Cheetah®

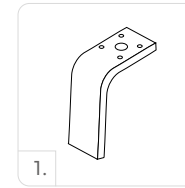
Kits

Picture	Part#	Description	Size	Cat.
1.	CM130218	Attachment Bolt for Lamination Connector	5/16"-24 x 1 1/2"	1-6
	CM130213	Attachment Bolt for Lamination Connector	3/8"-24 x 1 3/4"	7-9
2.	CM130305	Attachment Bolt for Pylon Connector	5/16"-24 x 1 1/2"	1-6
	CM130304	Attachment Bolt for Pylon Connector	3/8"-24 x 1 3/4"	7-9



L-BRACKET WITHOUT INSERTS

Picture	Part#	Description	Cat.
1.	FSX40003	5° L-Bracket Without Inserts	1-6
2.	FSX40001	20° L-Bracket Without Inserts	1-6



L-BRACKET KITS

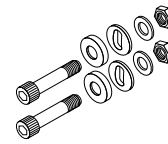
Picture	Part#	Description	Cat.
1.	FSX50005	5° L-Bracket Kits	1-6
2.	FSX50006	20° L-Bracket Kits	1-6

Includes:

- L-Bracket without inserts
- Pyramid Attachment Hardware
- Alignment Wedges
- Alignment Hardware

HARDWARE KIT FOR T CONNECTORS

Part#	Length	Weight	Size	Cat.
CM100054	8mm	108g	x 2-1/2"	1-6
CM100055	10mm	144g	x 2-1/2"	7-9

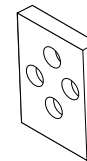


Includes:

- Bolts
- Nuts
- Spherical Washer
- Flat Washer

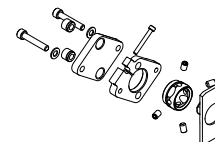
ALIGNMENT WEDGES

Part#	Description	Cat.
CM140502	Alignment Wedges 2°	ALL
CM140505	Alignment Wedges 4°	ALL
CM140508	Alignment Wedges 6°	ALL
CM140511	Alignment Wedges 8°	ALL



ALIGNMENT ADAPTER KIT

Part#	Description	Cat.
FSX50007	Alignment Adapter	ALL



Cheetah® Xpanse



Cheetah Xpanse features a large carbon blade designed to withstand the forces that are set free during high endurance sports such as long jumping. The dynamic shape allows the foot to flex aggressively for a more powerful energy return. A long toe offers an increased ground contact time before push-off, while the plantar-flexed pylon handles forward progression.

The Nike Spike pad has been designed exclusively for the Össur Cheetah Range and has been improved for the blade to provide specialised traction.



User information	
Amputation Level:	Transfemoral and Transtibial
Impact Level:	Extreme
Maximum Patient Weight:	116kg



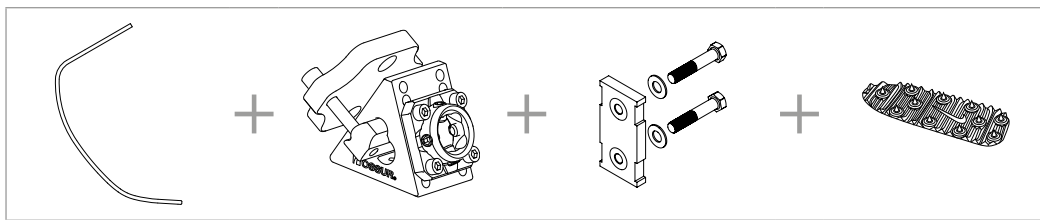
WATERPROOF

Foot information	
Categories:	1-7
Sizes:	Two Sizes Per Category
Weight of Foot:	Size Large - 1250 g Size small - 830 g
Max Build Height:	Size Large - 576mm Size small - 466 mm
Min Build Height:	Size Large - 481 mm Size small - 379 mm
Adapter Options:	Lamination Connector

Note: Build height is from bottom of foot to top of lamination connector.

Ordering Information

FOR COMPLETE CHEETAH XPANSE KIT



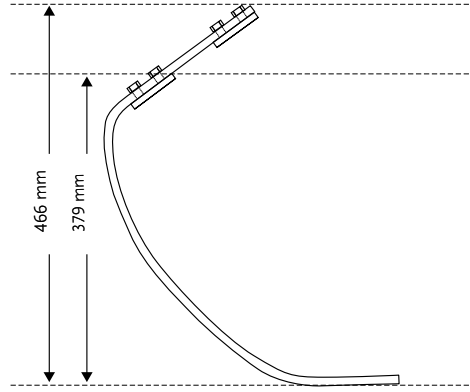
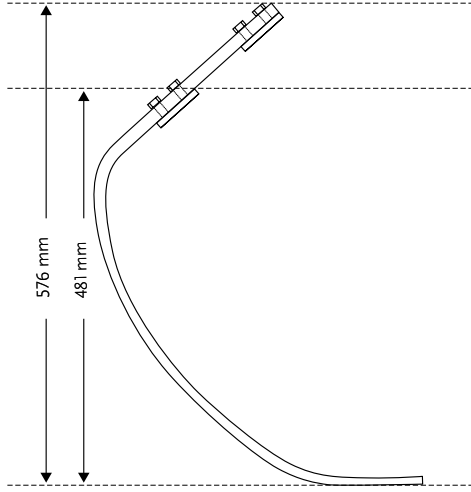
Category Selection Chart

Weight kg	45-52	53-59	60-68	69-77	78-88	89-100	101-116
Extreme Impact Level	1	2	3	4	5	6	7

Cheetah® Xpanse

Clearance

WITH LAMINATION CONNECTOR



Kits

CHEETAH XPANSE KIT

PART#

CATEGORY (1-7)

LARGE:
CXE004



SMALL:
CXE002



Includes:

- Foot module

Note: Sole to be ordered separately.



NIKE SPIKE PAD KIT

Part#	Description	Cat.
NSS50021	Nike Spike Pad 2.0	1-9

Includes:

- 7mm Pyramid Spikes
- Wrench

Note: Nike Spike Pad has same spikes as Nike track and field shoes, additional spikes can be purchased at Nike.



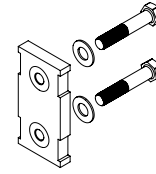
Kits

LAMINATION CONNECTOR KIT

Part#	Description	Cat.
FSX50009	Lamination Connector	1-9

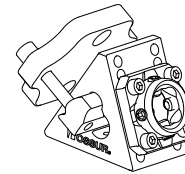
Includes:

- Connector
- Alignment Wedges (2°, 4°, 6°, 8°)
- Attachment Hardware
- Lamination Kit



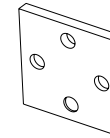
ALIGNMENT ADAPTERS XPANSE KIT

Part#	Description	Cat.
CXE50001	Alignment Adapter Xpanse Kit	1-6



ALIGNMENT WEDGES

Part#	Description	Cat.
CM140515	Alignment Wedges 2°	ALL
CM140516	Alignment Wedges 4°	ALL
CM140517	Alignment Wedges 6°	ALL
CM140518	Alignment Wedges 8°	ALL



ATTACHMENT BOLT FOR LAMINATION CONNECTOR

Part#	Description	Size	Cat.
CM130211	Attachment Bolt for Lamination Connector	3/8"-24 x 1 1/2"	1-9
CM130213	Attachment Bolt for Lamination Connector	3/8"-24 x 1 3/4"	1-9
CM130214	Attachment Bolt for Lamination Connector	3/8"-24 x 1 3/8"	1-9
CM130251	Attachment Bolt for Lamination Connector	3/8"-24 x 1.1"	1-9
CM130252	Attachment Bolt for Lamination Connector	3/8 - "24 x 1.2"	1-9



Össur Junior Solutions

Introduction

The security and well-being of children are top priorities. All products in the Junior Solution range have been designed to facilitate movements distinct to children and to suit their specific anatomy.

Össur Junior Solutions offers the most advanced and complete lower limb systems for active youngsters.

The first product line specifically designed for children aged 5-12 years, incorporates proven silicone and carbon Fibre technology for outstanding performance.



ICEROSS JUNIOR
PAGE 307



VARI-FLEX® JUNIOR
PAGE 309



PRO-FLEX® LP JUNIOR
PAGE 312



CHEETAH® XPLORE JUNIOR
PAGE 314



FLEX-RUN™ JUNIOR
PAGE 317



CHEETAH® JUNIOR
PAGE 319



TOTAL KNEE® JUNIOR
PAGE 321



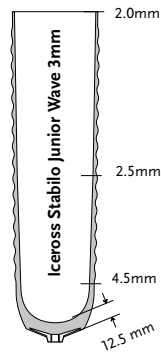
JUNIOR ADAPTERS
PAGE 324

Iceross Stabilo® Junior Locking Liner with Wave

Iceross Stabilo Junior Locking Liner with Wave is especially designed for children providing them comfort and stability.

The liner helps children to engage in high impact daily activities. Active Skin Care ingredients are built into the silicone material.

Össur recommends that Iceross Stabilo Junior Locking Liner with Wave is used in conjunction with the Icelock® 700 Series.



User information	
Amputation Level:	Transtibial application for children
Liner information	
Size Standard:	12, 14, 16, 18.
Profile:	3mm
Matrix:	10cm

SUSPENSION METHOD



LOCKING

FEATURES



STABILIZING MATRIX



FABRIC COVER



ACTIVE SKIN CARE



SILKEN INNER SURFACE



WAVE

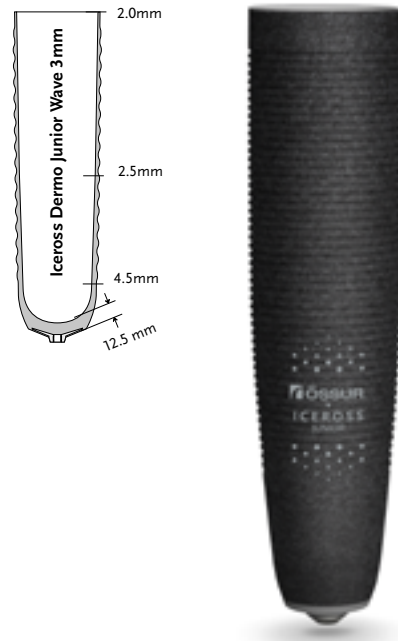
PART NUMBER INFORMATION - ICEROSS STABILO JUNIOR WAVE LINER

Part#	Profile	Suspension Method	Matrix
I-8301XX	3mm	Locking	10cm

Iceross Dermo® Junior Locking Liner with Wave

Iceross Dermo Junior Locking Liner with Wave offers comfort and impact protection for children with sensitive skin engaging in medium impact daily activities. Active Skin Care ingredients are built into the silicone material.

Össur recommends that Iceross Dermo Junior Locking Liner with Wave is used in conjunction with the Icelock® 700 Series.



ÖSSUR JUNIOR SOLUTIONS

User Information	
Amputation Level:	Transtibial application for children
Liner Information	
Size Standard:	12, 14, 16, 18.
Profile:	3mm
Matrix:	10cm

SUSPENSION METHOD



LOCKING

FEATURES



STABILIZING MATRIX



FABRIC COVER



ACTIVE SKIN CARE



SILKEN INNER SURFACE



WAVE

PART NUMBER INFORMATION - ICERROSS DERMO JUNIOR WAVE LINER

Part#	Profile	Suspension Method	Matrix
I-8302XX	3mm	Locking	10cm

Vari-Flex® Junior

Vari-Flex Junior is designed for children and adolescents providing comfort, dynamics and good energy response.

Vari-Flex Junior is lightweight, easy to assemble and has a slender profile, making it easy to cover



User Information	
Amputation Level:	Transfemoral and Transtibial
Maximum Patient Weight:	55kg



FULL LENGTH TOE LEVER



ACTIVE TIBIAL PROGRESSION



SANDAL TOE



WEATHERPROOF

Foot Information	
Categories:	1-4
Sizes:	16-24
Weight of Foot: (Size 18)	350g with spectra sock and foot cover
Build Height: (Size 18)	120mm
Heel Height:	10mm
Adapter Options:	Integrated male pyramid Cat 1-3 use Junior Pyramids Cat 4 uses Adult Pyramids

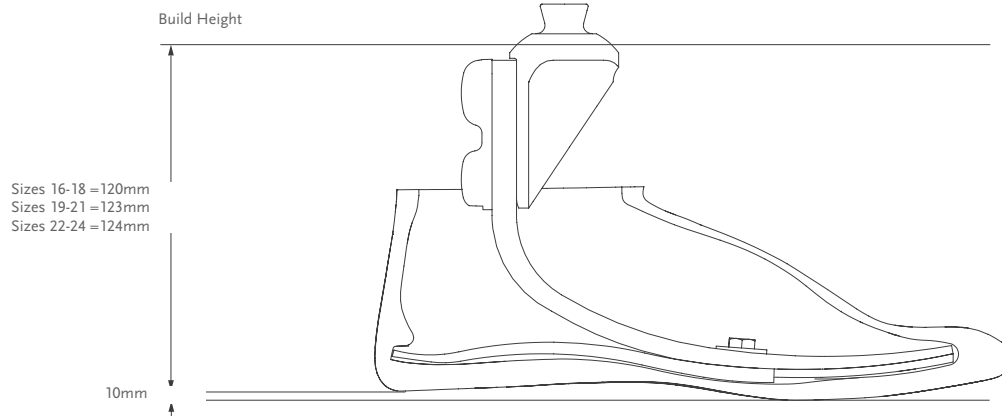
Category Selection Chart

Weight kg	15-24	25-34	35-45	46-55
16	1	N/A	N/A	N/A
17	1	N/A	N/A	N/A
18	1	2	N/A	N/A
19	1	2	3	N/A
20	N/A	2	3	4
21	N/A	2	3	4
22	N/A	2	3	4
23	N/A	2	3	4
24	N/A	N/A	3	4

NOTE: The above categories apply only to Vari-Flex Junior.
For high impact sport activities please consider other options, such as Cheetah Xplore Junior, Flex-Run Junior and Cheetah Junior.

Vari-Flex® Junior

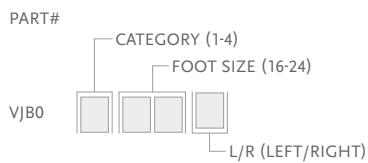
Clearance



OSSUR JUNIOR SOLUTIONS

Kits

VARI-FLEX JUNIOR KIT WITH MALE PYRAMID

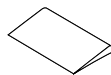


- Includes:
- Foot Module
 - Heel Wedge
 - Male Pyramid

Components

JUNIOR HEEL WEDGE KIT

Part#	Foot Size	Cat.
CM150017	16-24	All

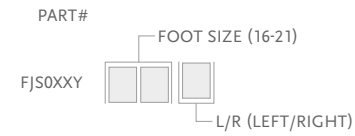


- Includes:
- 1 Wedge
 - Adhesive

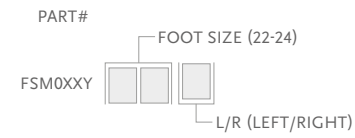
Vari-Flex® Junior

Cosmetic Finishing

SIZES 16-21



SIZES 22-24



Includes:

- Foot Cover*
- Flex-Foot Sock

*Please specify when ordering brown covers add "BR" to the part#.

Part#	Description	Size
FCX64022	Flex-Foot Sock	16-24



Pro-Flex® LP Junior

For all adventures ahead, little or big, the Pro-Flex LP Junior was designed to be a safe companion and empower young users with the same high-performance technology trusted by active adults. Built on proven Pro-Flex three-blade technology, it offers smooth rollover dynamics with exceptional ankle range and power that delivers a natural, confident gait. The foot's split toe and multi-axial design adapt intuitively to changing surfaces, ensuring a more natural gait on uneven ground. Whether at school, on the playground, or exploring outdoors, this foot keeps up with the most energetic kids.

Designed for durability and freedom, the Pro-Flex LP Junior encourages full participation in everyday adventures while promoting inclusion and belonging.

Waterproof and with a user-removable foot cover, it's easy to clean and maintain, offering children the freedom to bathe or take part in water activities. The simple snap-on cover empowers both children and parents with added independence and peace of mind.



User Information	
Amputation Level:	Transfemoral and Transtibial
Maximum Patient Weight:	55kg



ANATOMICAL FOOT



USER REMOVABLE FOOT COVER



SPLIT TOE



SANDAL TOE



WATERPROOF

Foot Information	
Categories:	1-4
Sizes:	16-24
Weight of Foot: (Size 19)	305g
Build Height: (Size 19)	55mm
Heel Height:	
Sizes 16-21:	5mm
Sizes 22-24:	10mm
Adapter Options:	Integrated Junior Pyramid

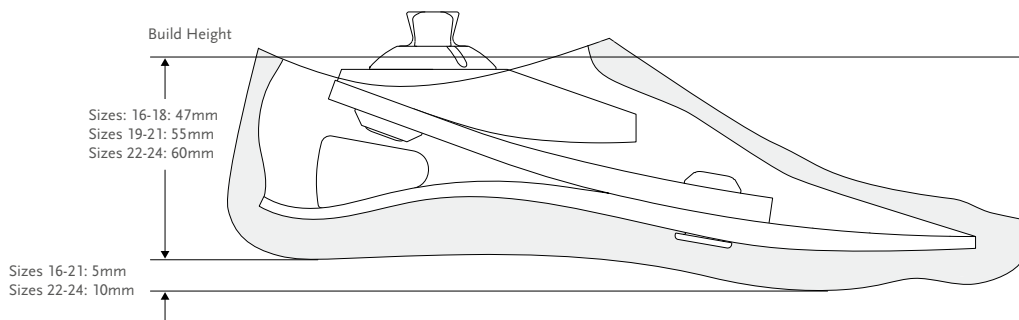
Category Selection Chart

Weight kg	15-24	25-34	35-45	46-55
16	1	N/A	N/A	N/A
17	1	2	N/A	N/A
18	1	2	N/A	N/A
19	1	2	3	N/A
20	N/A	2	3	4
21	N/A	2	3	4
22	N/A	2	3	4
23	N/A	2	3	4
24	N/A	N/A	3	4

NOTE: The above categories apply only to Pro-Flex LP Junior. For high impact sport activities please consider other options, such as Cheetah Xplore Junior, Flex-Run Junior and Cheetah Junior.

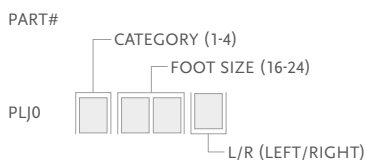
Pro-Flex® LP Junior

Clearance



Kits

PRO-FLEX LP JUNIOR WITH MALE PYRAMID



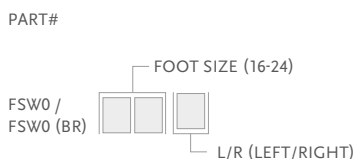
Includes:

- Foot module with male pyramid
- User Removable Foot Cover*
- Spectra Sock Thin

*For Pro-Flex LP Junior with brown foot cover add a "BR" suffix to the part number

Cosmetic Finishing

WATERPROOF FOOT COVER KIT, BEIGE AND BROWN



Includes:

- Foot Cover*
- Spectra Sock Thin

*For brown foot cover please add a "BR" suffix to the part number.

SPECTRA SOCKS THIN

Used to cover the composite foot module to protect the foot and eliminate noise between foot module and foot shell.

Part#	Description	Size
FCX65016	Spectra Sock Thin, Junior	16-21
FCX65022	Spectra Sock Thin, Standard	22-24



Cheetah® Xplore Junior

A custom-built, hybrid carbon Fibre foot designed to function as both an everyday and sports foot.

For kids that require the flexibility of an everyday walking foot and a running foot in a single prosthesis, Cheetah Xplore Junior is the answer. Cheetah Xplore couples the proven performance of our Cheetah sprinting foot with a heel for everyday walking/standing.



OSSUR JUNIOR SOLUTIONS

User Information	
Amputation Level:	Transfemoral and Transtibial
Maximum Patient Weight:	55kg



FULL LENGTH TOE LEVER



ACTIVE TIBIAL PROGRESSION



WATERPROOF

Foot information	
Categories:	1-4
Sizes:	One Size
Weight of Foot:	312g
Build Height:	Min: 185 mm Max: 311 mm
Adapter Options:	Lamination Connector

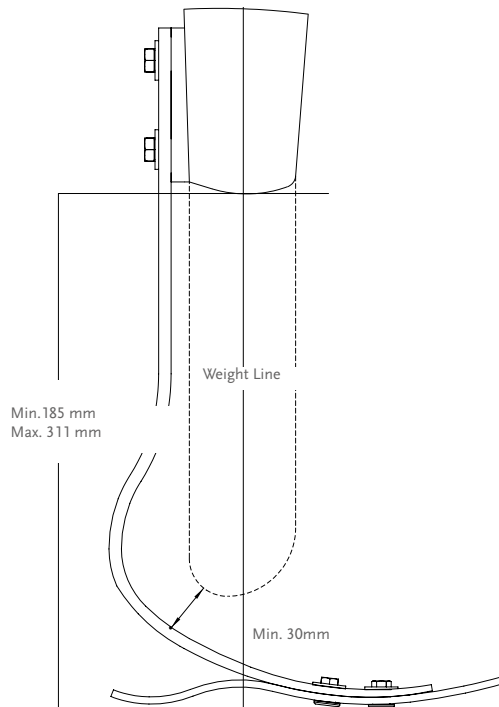
Category Selection Chart

Weight kg	15-24	25-34	35-45	46-55
Category	1	2	3	4



Cheetah® Xplore Junior

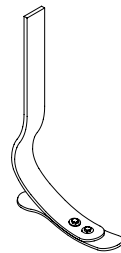
Clearance



Kits

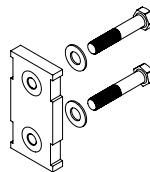
CHEETAH XPLORE KIT

PART#	CATEGORY (1-4)
CHX0	24

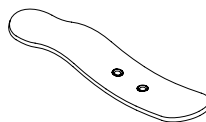


Components

Part#	Description
CHX50001	Connector Kit



Part#	Description
CHX50002	Sole Plate For Cat 1 & 2
CHX50003	Sole Plate For Cat 3 & 4

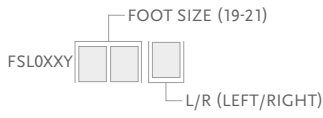


Cheetah® Xplore Junior

Cosmetic Finishing

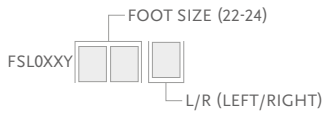
SIZES 19-21

PART#



SIZES 22-24

PART#



Includes:

- Foot Cover*
- Flex-Foot Sock

*Please specify when ordering brown covers add "BR" to the part#.

Part#	Description	Size
FCX64022	Flex-Foot Sock	19-24



Flex-Run™ Junior

The Flex-Run Junior is a custom designed solution for children. Its vertical compliance and efficient energy return are must haves for high active children.

The Flex-Run Junior offers increased cushioning and the lower-frequency response makes this foot suitable for Transfemoral and Transtibial users.

The Nike Sole is designed to offer stability and smooth natural rollover.



User Information	
Amputation Level:	Transfemoral and Transtibial
Maximum Patient Weight:	84kg



WATERPROOF

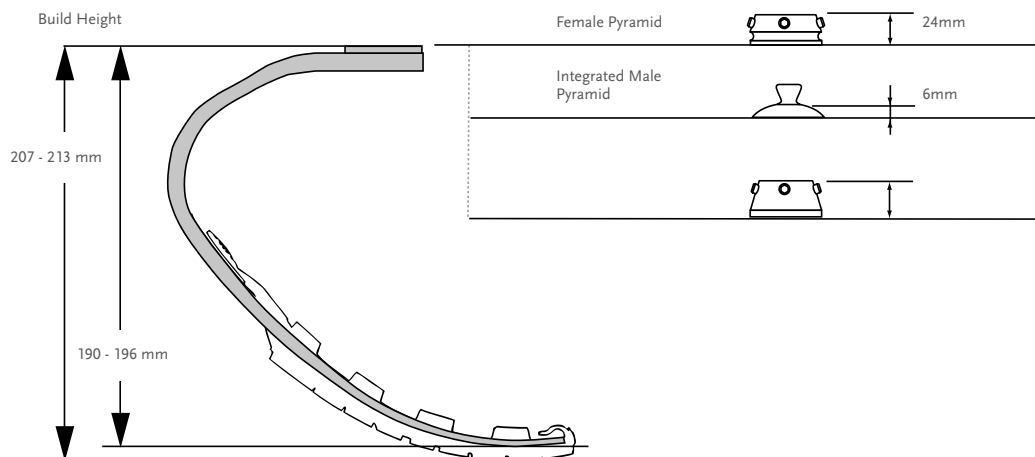
Foot Information	
Categories:	1-6
Sizes:	One Size
Weight of Foot (cat 3):	268gr 484 gr (with sole and components)
Build Height (cat 3):	194 mm (without pyramid and sole) 210 mm with sole
Adapter Options:	Male or Female Bolt-on Pyramid

Category Selection Chart

Weight kg	15-24	25-34	35-45	46-55	57-67	68-84
Category	1	2	3	4	5	6

Flex-Run™ Junior

Clearance

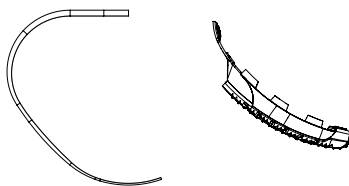


*Note: Sole adds 16 mm to build height.

Kits

FLEX-RUN KIT

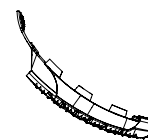
PART#	CATEGORY (1-6)
FSX007	



NIKE SOLE JUNIOR VERSION KIT

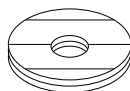
Part#	Size	Cat.
CM150164	One Size	1-6

- Includes:
- Nike Sole
 - Medallion
 - Loctite
 - Inside Sole
 - Bag for Nike Sole



Components

Part#	Description	Cat.
FWX40001	Attachment Plate	1-6



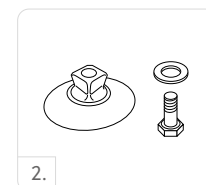
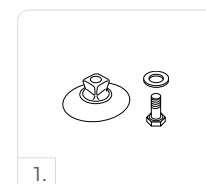
FOOT ADAPTER SETS

Picture	Part#	Description	Weight	Bolt Size	Cat.
1.	FWX00031	Junior Male Pyramid Foot Adapter Set	30g	M8 x 30mm	1-3
2.	FWX00030	Adult Male Pyramid Foot Adapter Set*	80g	M10 x 40mm	1-6
3.	CM150161	Adult Female Pyramid Foot Adapter Set*	100g	M10 x 35mm	1-6

*Adult componentry is used for Flex-Run Junior

REPLACEMENT BOLT

Part#	Size	Cat.
CM130221	M10 x 40 mm	1-6
CM130103	M10 x 35 mm	1-6
CM130237	M8 x 30 mm	1-3



Cheetah® Junior

Custom-built, high-performance carbon Fibre foot designed primarily for sporting activities for both transtibial and transfemoral users. It attaches posterior to the socket, making it agile, strong and a proven performer for those children who want to practice sports.

The Nike Sole is designed to offer stability and smooth natural rollover.



User Information	
Amputation Level:	Transfemoral and Transtibial
Maximum Patient Weight:	55Kg



WATERPROOF

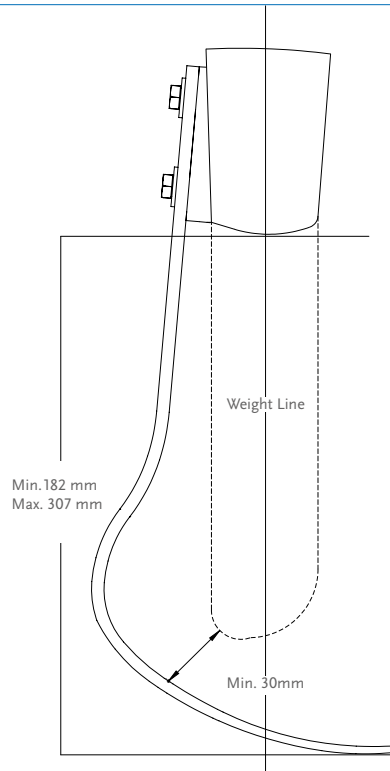
Foot information	
Categories:	1-4
Sizes:	One Size
Weight of Foot:	232g
Weight of Sole:	114g
Build Height:	Min:182 mm Max: 307 mm
Adapter Options:	Lamination Connector

Category Selection Chart

Weight kg	15-24	25-34	35-45	46-55
Category	1	2	3	4

Cheetah® Junior

Clearance



*Note: Sole adds 10 mm to build height.

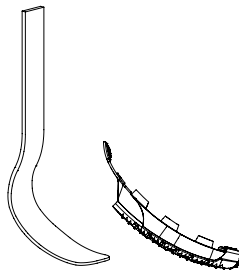
Kits

CHEETAH KIT

PART#

CATEGORY (1-4)

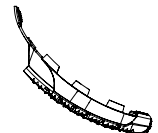
CJX0 00



NIKE SOLE JUNIOR VERSION KIT

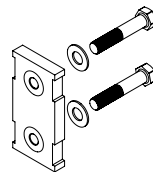
Part#	Size	Cat.
CM150164	One Size	1-4

- Includes:
- Nike Sole
 - Medallion
 - Loctite
 - Inside Sole
 - Bag for Nike Sole



Components

Part#	Description
CHX50001	Connector Kit



Total Knee® Junior

Total Knee Junior gives young users security, natural motion and ease of walking. Easy to cover, Total Knee Junior offers up to 160 degrees of knee flexion. Total Knee Junior mimics the natural movement of children, who enjoy a broad range of versatile high level activities, such as walking, running, sitting, squatting, and kneeling.

- Polycentric knee with geometric locking system
- Adjustable stance flexion
- Adjustable extension promoter
- Low build height and slender profile



Patient Profile:	
Amputation Level:	Transfemoral and Knee Disarticulation
Maximum Patient Weight:	45kg

Product Information:	
Build Height:	156mm
Weight of Knee:	395g
Flexion:	Stop at 160°



MULTI AXIS



INCREASED GROUND CLEARANCE



GEOMETRIC LOCK



MECHANICAL CONTROL



SINGLE SPEED



EXTENSION ASSIST

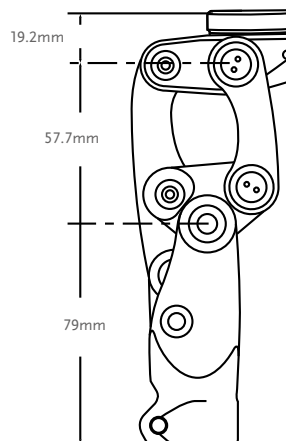
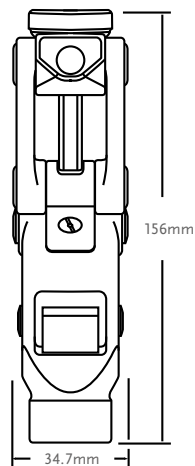


ADJUSTABLE STANCE FLEXION



SOCKET CONNECTOR ADAPTATION

Clearance



Total Knee® Junior

Kits

Part#	Description
1100	Total Knee Junior

Components

PEDIATRIC 4-HOLE ADAPTER (RATED TO 45KG)


An additional option for knee disarticulation

Part#	Description	Build Height	Weight	
AJ-122300	Aluminum	8.5mm	36g	




PEDIATRIC PYRAMID ADAPTER (RATED TO 60KG)

Best indicated for users requiring further alignment adjustments.

Part#	Description	Build Height	Weight	
AJ-835300	Titanium	14mm	35g	



4-PRONG SOCKET ADAPTER (RATED TO 60KG)

Part#	Material	Build Height	Weight	
AJ-114140	Stainless Steel	10mm	77g	



BUMPER SELECTION CHART

Part#	Description	Colour	Durometer	Patient Weight
1100-119G	Bumper	Green	Soft	Approx. 14-20kg
1100-119B	Bumper	Black	Regular	Approx. 20-29kg
1100-119R	Bumper	Red	Firm	Approx. 29-36kg
1100-119Y	Bumper	Yellow	Extra Firm	Approx. 36-45kg

PAEDIATRIC BUMPER AND SHIM KIT

Part#	Description
1100-Kit	A complete set of Bumpers and Shims

Includes:

- One Bumper of each durometer
- One 0.38mm Shim
- One 0.76mm Shim

SHIMS

Part#	Description
1100-121A	0.38mm Plastic Shim
1100-121B	0.76mm Plastic Shim

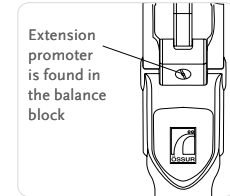
Total Knee® Junior

Components

EXTENSION PROMOTER

The extension promoter assists in reducing excessive heel rise during periods of faster walking or increased activity.

Part#	Description
1105-A	Assists in limiting heel rise, and moving the knee into a fully extended position.



EXTENSION ASSIST

Part#	Description	Colour	Stiffness
1170	Fully assembled extension with yellow spring inserted. Also includes blue spring.	Yellow	Regular
		Blue	Firm

Junior Cosmetic Finishing

Picture	Part#	Description
1	1145	Junior Shin Ferrule, black. Protects the knee unit and increases ease of foam cover application.
2	1150	Junior Knee Cap, small, black
3	1151	Junior Knee Cap, large, beige



Junior Adapters Weight Limit 45kg

4-Hole Adapters

PEDIATRIC 4-HOLE ADAPTER

Part#	Material	Build Height	Weight
AJ-122300	Aluminum	8,5mm	36g



Sach Foot Adapter

8MM SACH FOOT ADAPTER

Part#	Material	Build Height	Weight
AJ-833100	Stainless Steel Aluminium	6mm	54g



Tubes and Pylons

TUBE JUNIOR, 22MM

Part#	Material	Build Height	Weight
AJ-712020	Aluminum	250mm	104g



HEIGHT ADJUSTABLE PYLON - JUNIOR

Part#	Material	Min. Height	Min. Build Height	Range of Adjustment	Weight
AJ-542350	Aluminium	76mm	76mm	76-102mm	145g



Junior Adapters Weight Limit 60kg

Socket Adapters

4-PRONG SOCKET ADAPTER JUNIOR

Part#	Material	Build Height	Weight
AJ-114140	Stainless Steel	10mm	77g



4-HOLE SOCKET ADAPTER

Part#	Material	Build Height	Weight
AJ-122100	Aluminum	14mm	46g



MALE INSERT FOR PRONG JUNIOR

Part#	Material	Build Height	Weight
AJ-135300	Titanium	5mm	27g



Note: Can be used in conjunction with models AJ-835300, AJ-122300 and AJ-114140

FEMALE INSERT FOR PRONG TI JUNIOR

Part#	Material	Build Height	Weight
AJ-145300	Titanium	12mm	36g



Note: Can be used in conjunction with Models AJ-831300, AJ-122300, or AJ-114040.

FEMALE INSERT FOR PRONG LP JUNIOR

Part#	Material	Build Height	Weight
AJ-145310	Titanium	3mm	19g



Junior Adapters Weight Limit 60kg

4-Hole Adapters

4-HOLE MALE PYRAMID ADAPTER JUNIOR

Part#	Material	Build Height	Weight
AJ-235100	Titanium	7mm	42g



4-HOLE FEMALE PYRAMID ADAPTER JUNIOR

Part#	Material	Build Height	Weight
AJ-245100	Titanium	14mm	50g



Tube Clamps

FEMALE TUBE CLAMP JUNIOR

Part#	Material	Build Height	Weight
AJ-345100	Titanium	15mm	55g



Single Adapters

FEMALE SINGLE ADAPTER JUNIOR

Part#	Material	Build Height	Weight
AJ-445100	Titanium	100mm	71g



FEMALE SINGLE ADAPTER 5MM OFFSET JUNIOR

Part#	Material	Build Height	Weight
AJ-445120	Titanium	100mm	79g



Pyramid Adapters

THREADED MALE PYRAMID ADAPTER JUNIOR

Part#	Material	Build Height	Weight
AJ-835300	Titanium	14mm	35g



Double Adapters

ADULT MALE TO JUNIOR FEMALE DOUBLE ADAPTER

Part#	Material	Build Height	Weight
AJ-535200	Titanium	14mm	55g



Össur Post-Op Solutions



ÖSSUR RIGID DRESSING
PAGE 329



ICROSS® POST-OP TT LINER
PAGE 330



ICROSS® POST-OP TF LINER
PAGE 331

Post-Op Therapy by Össur

Introduction

For the last decade, Iceross silicone liners have been used in hospitals for compression therapy following transtibial amputation with good results. It is important for health care specialists who are planning to use this method to adapt the protocol to their own environment.

Results from the use of an Iceross Post-Op liner will be obtained if an Össur Rigid Dressing (ORD) has been applied to the residual limb immediately following amputation surgery and used for 5-7 days.

Compression therapy with the Iceross Post-Op liner should start 5-7 days following amputation surgery. Use of the silicone liner at this early stage is essential, as the largest change in residual limb volume occurs during the first weeks after amputation. Compression therapy is most effective during this period. The liner is introduced gradually ensuring the amputee and their residual limb become accustomed to the compression and new environment.

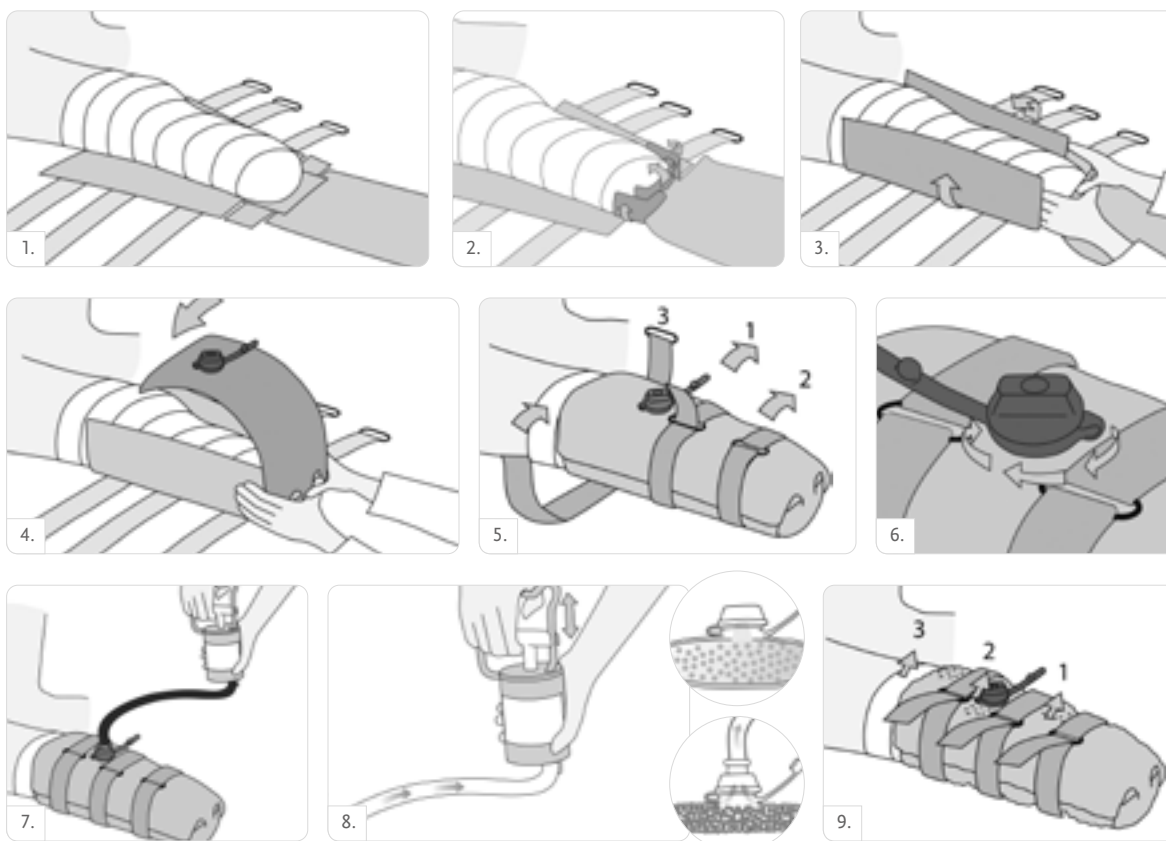
Post-Op therapy with the ORD and Iceross Post-Op liner ensures a high quality compression treatment. It shapes the residual limb and enables it to mature more effectively.

Characteristics

POST-OP THERAPY BY ÖSSUR

Post-Op Therapy with ORD and the Iceross Post-Op liner ensures a high quality compression treatment. It shapes the residual limb and enables it to mature more effectively.

ÖSSUR RIGID DRESSING (ORD)



Post-Op Therapy by Össur

Introduction

Early treatment with an Iceross Post-Op liner has been shown to assist early mobilisation and speed up the wound healing process of the residual limb. Using an Iceross Post-Op liner also reduces edema, supports the reduction of the volume of the residual limb and accelerates the time to prosthetic fitting. The TT version then can be used in hospital treatment and in a later phase of rehabilitation phase as a part of temporary prosthesis.

ICEROSS POST-OP THERAPY



Össur Rigid Dressing (ORD)

The Össur Rigid Dressing immobilizes, protects and controls post-operative oedema in the residual limb immediately following transtibial amputation surgery.

Immobilization and oedema control are achieved by providing a firm dressing formed to match the volume and shape of the residual limb.

Immobilization assists in the prevention of contractures by restricting knee flexion. Effectively constraining and matching the volume of the residual limb will prevent an increase in oedema following surgery. Containing the residual limb prevents discomfort, caused by bed trauma and possible falls during early rehabilitation.

The ORD is made out of soft and pliable material and can thus be formed to the residual limb. The dressing is then made rigid by creating a vacuum in the internal chambers of the product.



SIZE SELECTION

Size	Circumference 4 cm from Distal End of Residual Limb	Circumference 50 cm from Distal End of Residual Limb
Small	Up to 42 cm	Up to 58 cm
Large	42-65 cm	58-70 cm

Note: All circumference measurements are taken over dressings and padding material.

PART NUMBER INFORMATION - ÖSSUR RIGID DRESSING (ORD)

Part#	Description	Size
K-239100	Össur Rigid Dressing	Small
K-239101	Össur Rigid Dressing	Large
K-239105	Vacuum Pump for Rigid Dressing	



Iceross® Post-Op TT Liner

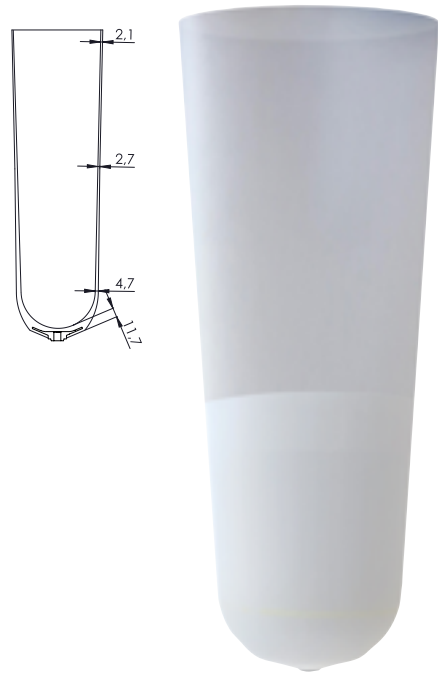
The Iceross POST-OP liner is used for compression therapy. Best results are obtained with an Iceross POST-OP liner if an Össur Rigid Dressing (ORD) has been applied to the residual limb immediately following amputation surgery and used for 5–7 days. The Iceross POST-OP liner features a Easy Glide coating that makes donning and doffing easier.

Early treatment with an Iceross POST-OP liner has been shown to speed up the wound healing process of the residual limb. This makes it possible to provide the amputee with a prosthesis at an earlier stage.

Compression therapy with the Iceross POST-OP liner gives the residual limb a shape for prosthetic socket fitting. The liner is autoclavable and can be used with an interim socket.

The main objectives of Iceross POST-OP liner use are to:

- Reduce the wound healing time
- Assists in Edema reduction
- Support the reduction of the stump volume
- Accelerate the time to prosthetic fitting



ÖSSUR POST-OP SOLUTIONS

User Information	
Amputation Level:	Transtibial
User:	New amputee
Liner Information	
Sizes:	22,23.5,25,26.5,28,30,32,34,36,38,40,42,45.
Profile:	2mm
Matrix:	10cm

FEATURES



STABILIZING MATRIX



EASY GLIDE

PART NUMBER INFORMATION - ICERROSS POST-OP

Part#	Profile	Suspension Method	Matrix
I-PO12XX	2mm	Locking	10cm

Iceross® Post-Op TF Liner

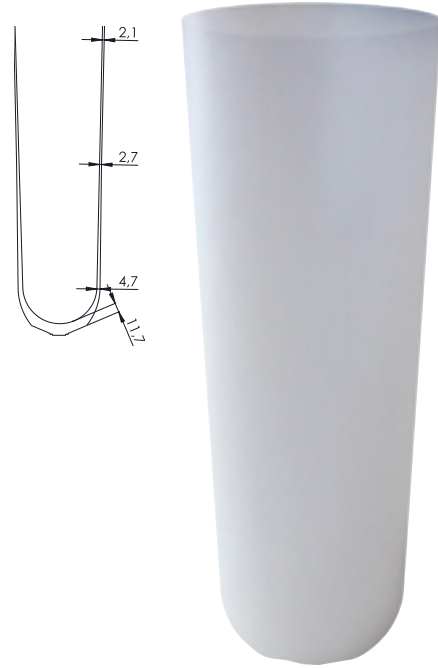
The Iceross POST-OP liner is used for compression therapy. The Iceross POST-OP liner features a Easy Glide coating that makes donning and doffing easier.

Early treatment with an Iceross POST-OP liner has been shown to speed up the wound healing process of the residual limb. This makes it possible to provide the amputee with a prosthesis at an earlier stage.

Compression therapy with the Iceross POST-OP liner gives the residual limb a shape for prosthetic socket fitting. The liner is autoclavable.

The main objectives of Iceross POST-OP liner use are to:

- Reduce the wound healing time
- Assists in Edema reduction
- Support the reduction of the stump volume
- Accelerate the time to prosthetic fitting



User Information	
Amputation Level:	Transfemoral
User:	New amputee
Liner Information	
Sizes:	30, 32, 34, 36, 38, 40, 42, 45, 50, 55
Profile:	2mm

FEATURES



EASY GLIDE

PART NUMBER INFORMATION - ICEROSS POST-OP

Part#	Profile	Suspension Method
I-PO22XX	2mm	N/A

Össur Upper Limb

MECHANICAL



MCPDRIVER®
PAGE 333



THUMBDRIVER®
PAGE 334



PIPDRIVER®
PAGE 335



GRIPLOCK FINGER®
PAGE 336

BIONIC



i-LIMB® QUANTUM
PAGE 339



i-LIMB® ULTRA
PAGE 341



i-LIMB® ACCESS
PAGE 343



i-DIGITS® QUANTUM
PAGE 348



i-DIGITS® ACCESS
PAGE 352

PASSIVE FUNCTIONAL



LIVINGSKIN®
PAGE 365

MCPDriver®

The MCPDriver allows for restoring precision and power grasps, including: pinch, key, and cylindrical grasps as well as grip stability. The durable metal frame and robust components allow users to return to demanding lifestyles.

- Silicone interface of backplate adds comfort and cushion.
- Interchangeable rings allow for volume fluctuation.
- Adjustable washers can be moved to improve alignment.
- Conductive tip option for touchscreen use.



Item Description*
1 Digit w/Strap System
2 Digits w/Strap System
3 Digits w/Strap System
4 Digits w/Strap System

*Naked Prosthetics candidacy assessment is required to confirm prescription, coding, and quote. Please reach out to the Össur Customer Care Team or Clinical Specialist Team for further information.

Extended Warranty

MCPDRIVER ADDITIONAL WARRANTY

The MCPDriver comes with 2 years standard warranty. An additional year can be purchased for a total of 3 years coverage.

Part#	Description
NPD1-0074	Warranty-MCP 1DS-Add 1 Yr
NPD1-0076	Warranty-MCP 2DS-Add 1 Yr
NPD1-0078	Warranty-MCP 3DS-Add 1 Yr
NPD1-0080	Warranty-MCP 4DS-Add 1 Yr

ThumbDriver®

This device is driven by an intact MCP joint and tracks the motions of the CMC joint. Suspension is maintained with enough residuum to engage the ring.

Our engineers customise the design to fit your patient, resulting in a functional device. Our intake form will walk you through the steps of ordering a device using a Naked Prosthetics sizing kit, casting a positive hand mold, submitting detailed pictures of both hands, and a video showing range of motion.

- The design includes an adjustable pre-flexion option made for ondemand adaptation by the wearer.
- Functional pinch and grasp patterns.
- Conductive tip option for touchscreen use.



Item Description*
1 Digit w/Strap System (Standard)
1 Additional Digit w/Strap System
2 Additional Digits w/Strap System
3 Additional Digits w/Strap System
4 Additional Digits w/Strap System

*Naked Prosthetics candidacy assessment is required to confirm prescription, coding, and quote. Please reach out to the Össur Customer Care Team or Clinical Specialist Team for further information.

Extended Warranty

THUMBDRIVER ADDITIONAL WARRANTY

The ThumbDriver comes with 2 years standard warranty. An additional year can be purchased for a total of 3 years coverage.

Part#	Description
NPD1-0082	Warranty-MCP TH 1DS-Add 1 Yr
NPD1-0084	Warranty-MCP TH 2DS-Add 1 Yr
NPD1-0086	Warranty-MCP TH 3DS-Add 1 Yr
NPD1-0088	Warranty-MCP TH 4DS-Add 1 Yr
NPD1-0090	Warranty-MCP TH 5DS-Add 1 Yr

PIPDriver®

This device is driven by an intact PIP joint with enough residuum to engage the cage. For a person with finger or partial-hand limb difference who doesn't meet the typical requirements for the PIPDriver, it is still possible to obtain functional benefit from an added device.

Our engineers customize the design to fit your patient, resulting in a functional device. Our intake form will walk you through the steps of ordering a device using a Naked Prosthetics sizing kit, submitting detailed pictures of both hands, and a video showing range of motion.

- Design customised to fit comfortably and improve function for activities of daily living.
- Made from strong and durable nylon 12.
- Cage-like structure protects residuum.
- Slender and sleek design allows for wearing of multiple devices.
- Lightweight titanium fasteners.
- Conductive tip option for touchscreen use.



Item Description*
Standard PIPDriver
Capacitive PIPDriver

*Naked Prosthetics candidacy assessment is required to confirm prescription, coding, and quote. Please reach out to the Össur Customer Care Team or Clinical Specialist Team for further information.

Extended Warranty

PIPDRIVER ADDITIONAL WARRANTY

The PIPDriver comes with 2 years standard warranty. An additional year can be purchased for a total of 3 years coverage.

Part#	Description
NPD1-0072	Warranty-CAP PIP-Add 1 Yr
NPD1-0068	Warranty-PIP-Add 1 Yr

GripLock Finger®

Users can position the finger into varying degrees of flexion by using their opposing hand or a hard surface. The Griplock Finger can then release to full extension by depressing the dorsal pawl (lever) or flexing past last locking position.

- Field serviceable fairings
- Silicone fingertip pad
- Machined aluminum
- Case-hardened stainless steel.
- It is designed for high load-carrying capacity.
- This device can be worn in combination with our MCPDriver®, PIPDriver®, and/or ThumbDriver®, and is offered in the same colours.



Item Description*
GripLock Finger

*Naked Prosthetics candidacy assessment is required to confirm prescription, coding, and quote. Please reach out to the Össur Customer Care Team or Clinical Specialist Team for further information.

Extended Warranty

GRIPLOCK FINGER ADDITIONAL WARRANTY

The GripLock Finger comes with 2 years standard warranty. An additional year can be purchased for a total of 3 years coverage.

Part#	Description
NPD1-0070	Warranty-GLF-Add 1 Yr

Össur Upper Limb

Characteristics

GESTURE CONTROL

i-Mo Technology enables an automated grip to be accessed by moving the i-Limb Quantum and i-Digits Quantum in one of four directions. The 4 chosen grips can be easily changed via the mobile app.



GESTURE CONTROL

PROXIMITY CONTROL

Grip Chips are small Bluetooth enabled devices that allow users to enter any available grips, simply by moving their i-Limb Quantum or i-Digits Quantum device close to an object where a grip chip is placed.



PROXIMITY CONTROL

APP CONTROL

Quick Grips provide instant access to various pre-programmed and custom My Grips, allowing huge versatility and flexibility in customizing the hands for a variety of daily activities.



APP CONTROL

MUSCLE CONTROL

Triggers are specific muscle signals that are used to instruct the i-Limb and i-Digits to activate a specific grip.



MUSCLE CONTROL

i-Limb® Feature Overview



i-Limb® Quantum



i-Limb® Ultra



i-Limb® Access

Compliant Grip with proportional control	Compliant Grip with proportional control	Compliant Grip with proportional control
Powered Thumb with manual override	Powered Thumb with manual override	Manually Rotatable Thumb
Gesture Control i-Mo™ Technology		
App Control Quick Grips™	App control Quick Grips™	App control Quick Grips™
Muscle Control Triggers	Muscle Control Triggers	Muscle Control Triggers
Proximity Control Grip Chips™		
24 automated grips	18 automated grips	12 automated grips
12 Custom My Grips™		
Speed & strength boost	Speed & strength boost	Speed & strength boost
Vari-Grip	Vari-Grip	
Natural hand mode	Natural hand mode	
Auto-Grasp	Auto-Grasp	Auto-Grasp
Hand health check via Biosim/My i-Limb app	Hand health check via Biosim/My i-Limb app	Hand health check via Biosim/My i-Limb app
XS, S, M, L	XS, S, M, L	XS, S, M, L
Colour Options	Colour Options	Colour Options

i-Limb® Quantum

The i-Limb Quantum multi-articulating myoelectric hand prosthesis is now crafted with titanium digits for a 50% increase in carry load, with Vari-grip and Speed Boost features providing up to 30% more grip force and 30% greater speeds.

The i-limb Quantum is the only myoelectric hand which can change grips with a gesture. Gesture Control is enabled by moving the i-limb Quantum in one of four directions to access the desired grip.

With its five independently motorized fingers and powered thumb rotation, with manual override, it provides the dexterity, coordination and finesse to handle a wide range of daily activities.

- Electronically rotating thumb, with manual override, automatically switches between lateral and oppositional grip patterns for optimum grip
- Select from up to 36 different grips available, both preprogrammed and customized to suit users daily activities
- Vari-Grip feature provides additional grip strength when applied
- Auto-Grasp - anti drop safety feature to prevent objects from slipping out of grasp
- Touch Care® package offers warranty support for up to 5 years
- Biosim® and My i-Limb® Apps for set up and personalisation of grips and features
- Available in 4 sizes – extra small*, small, medium, large
- Multiple covering options available to suit individual lifestyles
- Dorsal colour options: standard black, white, titanium and carbon black

*Titanium digits only available on sizes Small, Medium and Large;
XS digits are aluminum for light weight durability



CONTROL METHODS



i-MO™
GESTURE CONTROL



TRIGGERS
MUSCLE CONTROL



QUICK GRIPS™
APP CONTROL



GRIP CHIPS™
PROXIMITY CONTROL

Device Weight			
	Extra Small	Small	Medium/Large
QWD	472 g	542 g	558 g
WD	432 g	502 g	518 g
Flexion Wrist	572 g	642 g	658 g
Friction Wrist	467 g	537 g	553 g

Technical Information	
Voltage	7.4 V (nominal)
Max. Current	5 A
Battery Capacity	Rechargeable lithium polymer; 7.4 V (nominal); 2000 mAh capacity; 1300 mAh capacity
Max. hand load limit (static limit)	40kg/88lbs (Extra Small) 90kg/198lb (Small/Medium/Large)
Finger carry load (static limit)	20kg/44lbs (Extra Small) 48kg/105lbs (Small/Medium/Large)
Time from full open to full close	0.8 seconds

i-Limb® Quantum

i-Limb Quantum Packages

Package	QWD	WD	Friction	Flexion						
Package Code	TBX 50428	TBX 50429	TBX 50433	TBX 50432	TBX 50527	TBX 50528	TBX 50529	TBX 50530	TBX 50531	TBX 50532
QWD	•				•		•		•	
WD		•								
Friction wrist			•							
Flexion wrist				•		•		•		•
Socket component kit	•	•	•	•						
Electrode kit										
Battery and magnetic charge port	•	•	•	•	•	•	•	•	•	•
Mains charger	•	•	•	•	•	•	•	•	•	•
Grip Chips	•	•	•	•			•	•	•	•
Standard glove package	•	•	•	•	•	•	•	•		

Standard glove package: includes 6 coverings from i-Limb Skin Active, Active TS, Contour, Contour TS

i-Limb® Ultra

A myoelectric, multi-articulating prosthetic hand with five individually powered digits. Electrically rotating thumb with manual override. Titanium digits for a 50% increase in carry load

- Individually motorised digits with compliant grip and stall-out ability
- Electronically rotatable thumb, with manual override, automatically switches between lateral and oppositional positions
- With our speed boost feature, digit speed can be increased by up to 30%
- App control provides instant access to Quick Grips® at the touch of an icon
- Muscle control uses specific muscle signals called triggers to instruct the hand to activate a specific grip
- 18 different automated grip options available
- Vari-Grip feature for additional grip strength
- Auto-Grasp - anti drop safety feature for added reassurance
- Biosim® and My i-Limb® Apps
- Available in 4 sizes – extra small, small, medium and large
- Multiple covering options available
- Dorsal colour options: standard black, white, titanium and carbon black

* Titanium digits only available on sizes Small, Medium and Large; XS digits are aluminum for light weight durability.*



CONTROL METHODS



TRIGGERS
MUSCLE CONTROL



QUICK GRIPS
APP CONTROL

Device Weight			
	Extra Small	Small	Medium/Large
QWD	472g	512g	528g
WD	432g	472g	488g
Flexion Wrist	572g	612g	628g
Friction Wrist	467g	507g	523g

Technical Information	
Voltage	7.4 V (nominal)
Max. Current	5 A
Battery Capacity	Rechargeable lithium polymer; 7.4 V (nominal); 2000 mAh capacity; 1300 mAh capacity
Max. hand load limit (static limit)	40kg (Extra Small) 90kg (Small/Medium/Large)
Finger carry load (static limit)	20kg (Extra Small) 32kg (Small/Medium/Large)
Time from full open to full close	0.8 seconds

i-Limb® Ultra

i-Limb Ultra Packages

Package	QWD	WD	Friction	Flexion		
Standard hand package code	TBX 50444	TBX 50445	TBX 50449	TBX 50448	TBX 50539	TBX 50540
QWD	•				•	
WD		•				
Friction wrist			•			
Flexion wrist				•		•
Socket component kit	•	•	•	•		
Electrode kit						

All packages include:

- Battery and magnetic charge port
- Mains charger
- Standard glove package: includes 6 coverings from i-Limb Skin Active, Active TS, Contour, Contour TS

i-Limb® Access

A myoelectric, multi-articulating prosthetic hand that offers five individually powered digits and manually rotatable thumb.

- Individually motorised digits with compliant grip and stall-out ability
- Manually rotatable thumb that can be positioned between lateral and oppositional mode for creating different grip positions
- With our speed boost feature, digit speed can be increased by up to 30%
- App control provides instant access to Quick Grips™ at the touch of an icon.
- Muscle control uses specific muscle signals called triggers to instruct the hand to activate a specific grip
- 12 different automated grip options available.
- Auto-Grasp™ – anti drop safety feature for added reassurance
- Biosim™ and My i-Limb™ Apps
- Available in 4 sizes – extra small, small, medium and large
- Multiple covering options available
- Dorsal colour options: standard black, white, titanium and carbon black.



The i-Limb Access is also available with titanium strengthened fingers, which increase the carry load by 50%. Available in the sizes S / M and L.

CONTROL METHODS



TRIGGERS
MUSCLE CONTROL



QUICK GRIPS
APP CONTROL

Device Weight			
	Extra Small	Small	Medium/Large
QWD	432g	468g	478g
WD	392g	428g	438g
Flexion Wrist	532g	568g	578g
Friction Wrist	427g	463g	473g

Technical Information	
Voltage	7.4 V (nominal)
Max. Current	5 A
Battery Capacity	Rechargeable lithium polymer; 7.4 V (nominal); 2000 mAh capacity; 1300 mAh capacity
Max. hand load limit (static limit)	40kg (Extra Small) 90kg (Small/Medium/Large)
Finger carry load (static limit)	20kg (Extra Small) 32kg (Small/Medium/Large)
Time from full open to full close	0.8 seconds

i-Limb Access Packages

Package	QWD	WD	Friction	Flexion		
Standard hand package code	TBX 50420	TBX 50421	TBX 50425	TBX 50424	TBX 50543	TBX 50544
Titanium hand package code	TBX 50422	TBX 50423	TBX 50427	TBX 50426	TBX 50545	TBX 50546
QWD	•				•	
WD		•				
Friction wrist			•			
Flexion wrist				•		•
Socket component kit	•	•	•	•		
Electrode kit						

All packages include:

- Battery and magnetic charge port
- Mains charger
- Standard glove package: includes 6 coverings from i-Limb Skin Active, Active TS, Contour, Contour TS

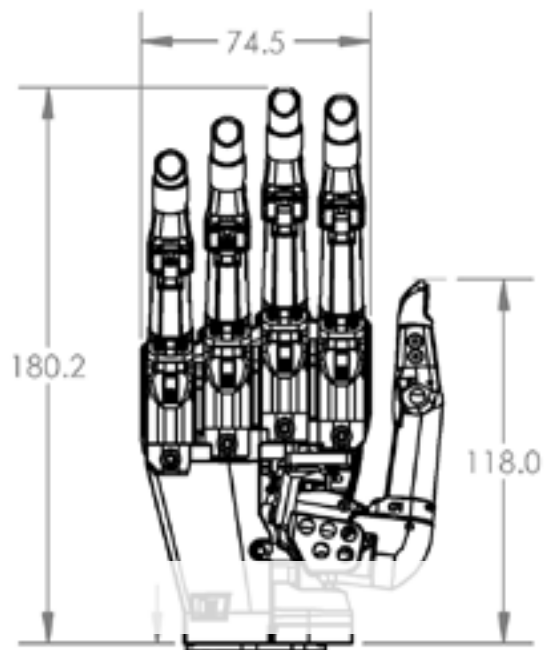
Dimensions

Not to scale; lengths in mm

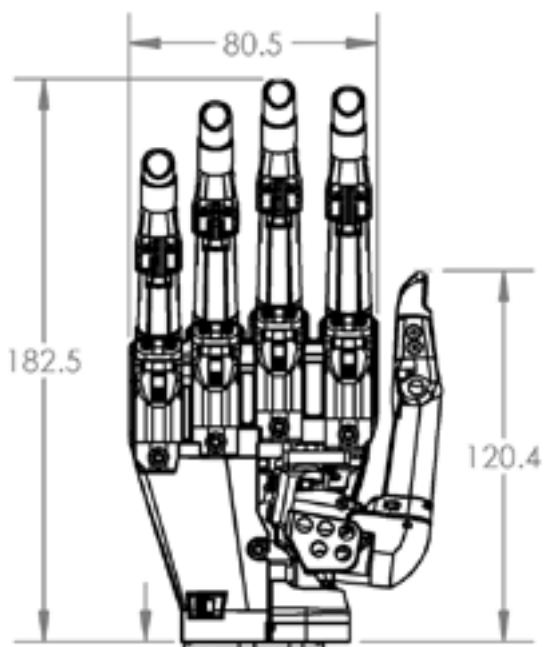
Extra Small Hand



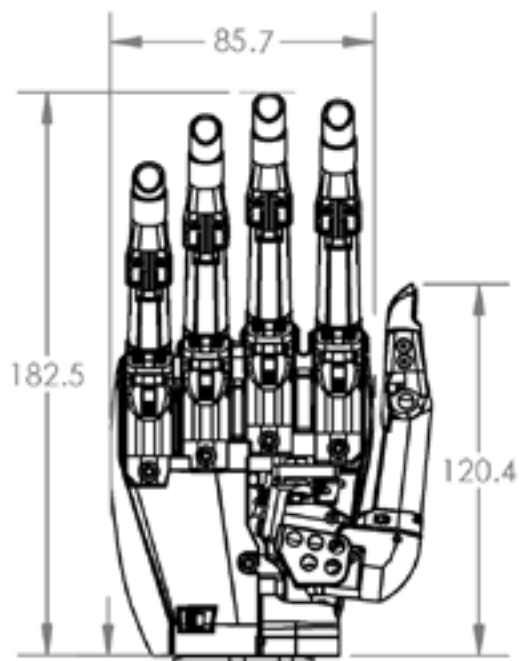
Small Hand



Medium Hand



Large Hand



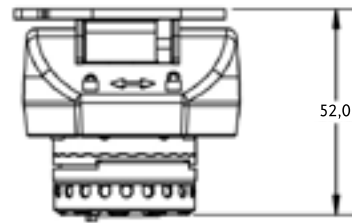
Wrist Options

The i-Limb hand range is available with a variety of wrist options

FLEXION WRIST

The Flexion Wrist offers passive wrist flexion and extension with the ability to lock it in 5 positions; +40° +20° 0° -20° -40°. The wrist is locked/unlocked with a simple magnetic lock.

Weight: 161 g



QUICK WRIST DISCONNECT

Quick Wrist Disconnect (QWD) offers manual wrist rotation. The hand can be easily fitted to and removed from the prosthesis by the user.

Weight: 54 g



FRICTION WRIST

Friction Wrist is suitable for individuals with a long residual limb, offering manual wrist rotation. The hand cannot be removed from the prosthesis by the user.

Weight: 49 g

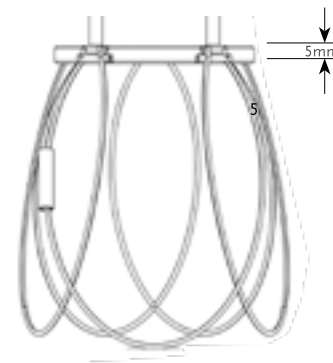


WRIST DISARTICULATION

Wrist disarticulation (WD) is the lowest profile attachment, making it suitable for users with a long residual limb.

A lamination basket is fabricated directly to the socket. No rotation of the hand is possible, and the user is not able to remove the hand from the prosthesis.

Weight: 17 g



i-Digits® Feature Overview

i-Digits® Quantum

i-Digits® Access

Compliant Grip with proportional control	Compliant Grip with proportional control
Manually Rotatable Thumb	Manually Rotatable Thumb
Gesture Control I-Mo™ Technology	
App Control Quick Grips™	App Control Quick Grips™
Muscle Control Triggers	Muscle Control Triggers
Proximity Control Grip Chips™	
20 automated grips	12 automated grips
12 Custom My Grips™	
Speed & strength boost	
Vari-Grip	Pulsing
Auto-Grasp	Auto-Grasp
Hand health check via Biosim/my i-Limb app	Hand health check via Biosim/my i-Limb app
XS, M	XS, M
Touch Care Warranty (up to 5 years)	Touch Care Warranty (up to 5 years)



Suitable candidates present with partial hand loss where the level of loss or deficiency is distal to the wrist and proximal to the metacarpophalangeal joint.

i-Digits® Quantum

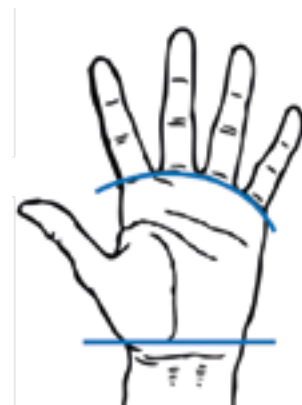
i-Digits Quantum is a customised prosthetic device for individuals with partial hand loss or deficiency.

i-Digits Quantum is appropriate for partial hand absence. Suitable candidates present with partial hand loss where the level of loss or deficiency is distal to the wrist and proximal of the metacarpophalangeal joint. Anywhere from one to five digits can be replaced.

i-Digits Quantum incorporates i-Mo technology, enabling grips to be accessed by moving the i-Digits Quantum in one of four directions.

- Fully customised prosthesis for partial hand loss or absence
- Anywhere from 1 to 5 digits can be replaced
- Up to 32 grips available
- Self-contained wristband houses batteries & microprocessor
- Digits move independently and work in conjunction with remaining fingers
- Vari-Grip™ feature for additional grip strength
- Auto Grasp™ anti-drop feature for added reassurance
- Boost speed and strength by up to 30% with Biosim My i-Limb™ App

Gesture control enables an automated grip to be accessed by moving the i-Digits Quantum in one of four directions.



CONTROL METHODS



i-MO™
GESTURE CONTROL



TRIGGERS
MUSCLE CONTROL



QUICK GRIPS™
APP CONTROL



GRIP CHIPS™
PROXIMITY CONTROL



i-Digits® Quantum

i-Digits Quantum Packages

i-DIGITS QUANTUM PACKAGES		
TBX50008	i-Digit Quantum	i-Digit Quantum 1 digit
TBX50016	i-Digit Quantum	i-Digit Quantum 2 digit
TBX50024	i-Digit Quantum	i-Digit Quantum 3 digit
TBX50032	i-Digit Quantum	i-Digit Quantum 4 digit
TBX50040	i-Digit Quantum	i-Digit Quantum 5 digit

All packages include:

- Fabrication Items
- Wristband & Bellows Assembly
- 3 Tip Coverings per digit
- Remote LP Electrodes or FSRs
- Battery
- Mains Charger
- Years 1 & 2 Touch Care Warranty

Variable contents include:

- Left or right side knuckle mounting plate
- All necessary tools for assembly and repair

TOUCH CARE WARRANTY EXTENSION*	
TBX50173	Year 3
TBX50174	Year 4
TBX50175	Year 5

* Years 1 & 2 touch care warranty is included in the packages

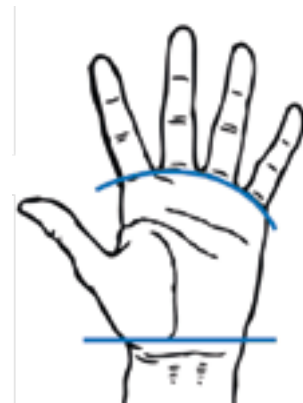
i-Digits® Access

i-Digits Access is a customised prosthetic device for individuals with partial hand loss or deficiency.

i-Digits Access is appropriate for partial hand absence. Suitable candidates present with partial hand loss where the level of loss or deficiency is distal to the wrist and proximal of the metacarpophalangeal joint. Anywhere from one to five digits can be replaced.

i-Digits Access offers a functional partial hand solution.

- Fully customised prosthesis for partial hand loss or absence
- Anywhere from 1 to 5 digits can be replaced
- Up to 12 grips available
- Self-contained wristband houses batteries & microprocessor
- Digits move independently and work in conjunction with remaining fingers



CONTROL METHODS



TRIGGERS
MUSCLE CONTROL



QUICK GRIPS
APP CONTROL



i-Digits® Access

i-Digits Access Packages

i-DIGITS ACCESS PACKAGES		
TBX50006	i-Digit Access	i-Digit Access 1 digit
TBX50014	i-Digit Access	i-Digit Access 2 digit
TBX50022	i-Digit Access	i-Digit Access 3 digit
TBX50030	i-Digit Access	i-Digit Access 4 digit
TBX50038	i-Digit Access	i-Digit Access 5 digit

All packages include:

- Fabrication items
- Wristband & Bellows Assembly
- Digit Tip Coverings
- Remote LP Electrodes or FSRs
- Battery
- Mains Charger
- Years 1 & 2 Touch Care Warranty

Variable contents include:

- Left or right side knuckle mounting plate
- All necessary tools for assembly and repair

TOUCH CARE WARRANTY EXTENSION*	
TBX50173	Year 3
TBX50174	Year 4
TBX50175	Year 5

* Years 1 & 2 touch care warranty is included in the packages

i-Digits® Access

Dimensions


i-Digits are available in extra small and medium sizes.

The extra small mounting plate is 67mm wide, with a straight digit alignment.

The medium mounting plate is 73mm wide, with a splayed digit alignment.

	Thumb	Index	Middle	Ring	Little
Extra Small	5	5	5	3	2
Medium	5	6	6	5	3

These configurations provide digit arrangement and functionality for individuals within the advised fitting guidelines.



Input Options

A range of input options are available for i-Digits allowing the optimum option for the individual user to be utilised.

LP REMOTE ELECTRODES

Low profile gold domes, conform well to the shaping of the residual hand for improved comfort. Suspension piece is fabricated within the silicone socket. This provides the optimum suspension and spacing of the electrode domes. Two domes are positioned together for the muscle site, and one single shared ground dome can be used for dual site control.


Picture	Code	Description
1.	PL441012	LP Remote Electrode Kit
	SA441080	Check Socket Remote Electrode



FSR (FORCE SENSING RESISTOR)

Very thin touch pad which the user physically moves a part of their residual hand against the pad. Most useful when a short finger remnant is present.


Picture	Code	Description
	SA441092	FSR for i-Digits (small)
2.	SA441093	FSR for i-Digits (large)



COMPACT ELECTRODES

Compact electrodes provide a traditional electrode design for use within i-Digits.

Code	Description
PL441029	Compact Electrode kit i-Digits




i-Digits® Access

Accessories

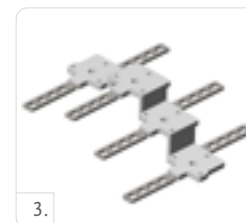
BATTERIES AND CHARGERS

Picture	Code	Description
1.	SA069313	800 mAh battery
	PL069653	i-Digits Battery Charger base unit
2.	069654	i-Digits Power Supply Unit (must be ordered with input plug)



ASSEMBLY ACCESSORIES

Picture	Code	Description
	SA441036	i-Digits RH mounting knuckle plate assembly - extra small
3.	SA440003	i-Digits LH mounting knuckle plate assembly - extra small
	SA069406	i-Digits RH mounting knuckle plate assembly - medium
	SA069405	i-Digits LH mounting knuckle plate assembly - medium
4.	PL441052	Thumb pivot assembly
	069227	Thumb angled mounting plate
	PL441056	Single wired knuckle assembly
	SA400074	Ratchet Strap + Screws + Shoulder Insert Assembly
	PL177004	Repair tool kit T6 with torque driver



BELLOWS ASSEMBLY

Code	Description
SA441040	i-Digits Electrode Bellows Assembly 50 Hz
SA441078	FSR Bellows Assembly for i-Digits

DIGIT TIPS

Code	Description
441031	i-Digits Cover Size 2 black
441082	i-Digits Cover Size 2 clear
441032	i-Digits Cover Size 3 black
441083	i-Digits Cover Size 3 clear
441033	i-Digits Cover Size 5 black
441084	i-Digits Cover Size 5 clear
441034	i-Digits Cover Size TS 5 black

Code	Description
441085	i-Digits Cover Size TS 5 clear
441035	i-Digits Thumb Cover black
441088	i-Digits Thumb Cover clear
441076	i-Digits Cover Size 6 black
441086	i-Digits Cover Size 6 clear
441077	i-Digits Cover Size TS 6 black
441087	i-Digits Cover Size TS 6 clear

Virtu-Limb™

Virtu-Limb is a wireless simulation and training product for myoelectric upper limb prostheses.

Virtu-Limb can be used for a variety of purposes:

- Measuring clients' myoelectric signals to determine the best muscle sites for their prosthesis
- Training clients how to control their muscle signals
- Training clients how to use automated grips
- Connect to Biosim™ or My i-Limb™ software
- Use muscle signals to control virtual hand on software
- Attach i-Limb hand to demonstrate i-Limb products to clients

Code	Description
PL189003	Virtu-Limb Kit - Australia
PL000201A	Virtu-Limb Kit Charger - Australia
SA188010	Virtu-Limb FSR Touchpad
PL189001	Virtu-Limb Compact Electrode Kit (50 Hz) - 2 supplied
SA188042A	Electrode Extension Assembly



Virtu-Limb™ to measure myoelectric signals

Demo-Limb™

Demo-Limb is a portable demonstration and user training tool. Any i-Limb® hand with a QWD wrist connection can be attached to the Demo-Limb and controlled via FSRs or electrodes to demonstrate how the i-Limb hands work.

FSRs are useful for demonstrating the functions of the i-Limb hand, like gesture or muscle control.

The electrodes enable a potential i-Limb user to utilise their muscle sites and control the i-Limb hand offering a product demo for potential users as well as a demonstration and testing of grips.

The i-Limb hand can be linked to Biosim™ or my i-Limb to allow programming, use of Quick Grips and review of users signals using the real time graph.

With an i-Limb Quantum hand the Demo-Limb™ is particularly useful for activation of gesture control.

Features of the Demo-Limb:

- Two FSR's to simulate open and close signals programmable for co-contraction, double and triple impulse
- Possibility to connect electrodes for control
- Ability to demonstrate gesture control, muscle control, app control and proximity control
- QWD connection
- Exchangeable battery

Code	Description
PL071000	Demo-Limb

Demo-Limb is compatible with Virtu-Limb electrodes and Power Pack batteries.



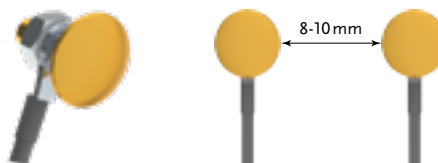
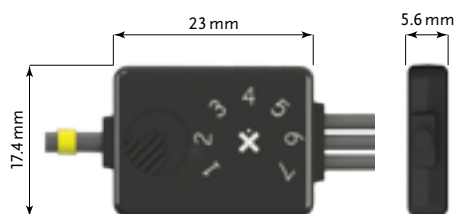
Electrodes

Remote Electrodes

- For use with all i-Limb® hands
- Can offer improved comfort within the socket as closely follow the contours of the residual limb
- Gold-plated domes for optimised EMG signal
- 50 Hz
- Dimensions 23 mm x 17.4 mm x 5.6 mm
- 10 mm diameter electrode domes
- Optimum electrode dome spacing is 8-10 mm
- Gain selection, 1-7.
4 is the recommended setting
- Gain and threshold can be adjusted through Biosim™



Code	Description
PL069466	50 Hz single site remote Electrode Kit, 300 mm cable
PL069468	50 Hz single site remote Electrode Kit, 600 mm cable



The improvement in EMG amplitude is greater than 20% when using gold-plated electrodes.

Electrodes

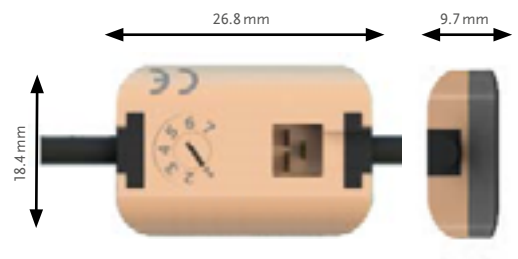

Compact Electrodes

- For use with all i-Limb® hands
- Medical grade stainless steel electrode contacts
- 50 Hz
- Protection against dust and water spray, compliant with IP64
- Dimensions 26.8 mm x 18.4 mm x 9.7 mm
- Gain selection 1-7
- Gain and threshold can be adjusted using Biosim™ software

Additional Kit Contents:

- Lamination and thermoplastic dummies
- Electrode cable (choice of 300 mm or 600 mm) and insulated displacement connector
- Electrode gain adjustment tool
- Socket attachment screws and anchors

Code	Description
PL091050	Compact Electrode Kit, 50 Hz (300 mm cable)
PL091127	Compact Electrode Kit 50 Hz (600 mm cable)
PL091029	3-way cable 300 mm
PL091030	3-way cable 600 mm




Chargers & Batteries

Magnetic Charger Port

- Touch sensitive on/off switch
- LED battery indicator with low level warning light
- Fail-safe feature - battery reserve prevents hand locking in closed position

Össur Touch Solutions batteries are required for use with i-Limb® hands.



Code	Description
PL000290	Magnetic Charge Port, including Cable Adaptor
PL000335	2000mAh battery
PL000336	1300mAh battery

		i-Limb 1300mAh Battery	i-Limb 2000mAh Battery
Capacity		1300mAh	2000mAh
Battery Dimensions	Length	70 mm (2.76")	80 mm (3.17")
	Width	35 mm (1.39")	44 mm (1.74")
	Height	6 mm (0.24")	7.5 mm (0.30")
Application		Moderate Use	Heavy Use

Chargers

Only approved chargers should be used with products from the Touch Solutions range. Different chargers are available for different countries. Please ensure you use the correct charger for your product.

Picture	Code	Description
1	PL000291	Mains Charger Power Supply Unit (also order mains cable)
	000315	Mains Cable with Aus plug
2	PL000292	Car Charger



Accessories

GRIP CHIPS™

Can be used to store grips or favourites for i-Limb® Quantum and i-Digits® Quantum.

Picture	Code	Description
1	PL238300	Grip Chips Starter Kit & App Activation

TOOLKIT

Required for maintenance of the i-Limb® hand.

Code	Description
PL177001	Repair Tool Kit T10
PL177002	Repair Tool Kit T6
PL177003	Repair Tool Kit T8
PL177004	Repair Tool Kit T6 with torque driver

COUPLING PIECE & COAXIAL PLUG

For QWD connection.

Picture	Code	Description
2	PL091032	Coupling piece
3	PL091036	4-way Coaxial Plug

LAMINATION RING

For lamination into prosthesis for QWD connection.

Picture	Code	Description
4	089003	Lamination Ring 50 mm
	091037	Lamination Ring 45 mm

QWD TOOL

Required for assembly of a QWD.

Picture	Code	Description
5	MP091084A	Quick Wrist Disconnect (QWD) tool

WD LAMINATION PLATE-BASKET ASSEMBLY

For lamination into prosthesis with WD connection.

Picture	Code	Description
6	SA149003	WD Lamination Plate/Basket Assembly

ELECTRODE KITS


Code	Description
PL091067	Single Site Socket Component Kit, including one Electrode Kit
PL091068	Dual Site Socket Component Kit, including two Electrode Kits

DYNAMIC FITTING FRAME

Fitting frame for prosthetic alignment.

Code	Description
TBX50306	Dynamic Fitting Frame

Code	Description
TBX50173	Touch Care Warranty i-Limb / i-Digits Year 3
TBX50174	Touch Care Warranty i-Limb / i-Digits Year 4
TBX50175	Touch Care Warranty i-Limb / i-Digits Year 5
TBX50604	Touch Care Warranty i-Limb / i-Digits Year 3, 4, 5



Coverings

i-Limb® Skin Active and TS Covers

The i-Limb Skin Active cover is designed for the i-Limb hands and will fully cover the hand. The palm and inner surface of the cover provide some frictional properties for slip resistance when gripping. The back of the glove is smooth to allow the hand to easily move through sleeves of clothing.

The i-Limb Skin Active TS allows users to use touchscreen devices such as smartphones or tablets with compatible i-Limb prostheses.

Note: for large i-Limb hands order medium covering.

Note: Transparent covering is designed for use with dorsal color options



I-LIMB SKIN ACTIVE CODES

Code	Description
PL353002	i-Limb Skin Active RH extra small Clear
PL353003	i-Limb Skin Active LH extra small Clear
PL353000	i-Limb Skin Active RH extra small Black
PL353001	i-Limb Skin Active LH extra small Black
092025	i-Limb Skin Active RH small Clear
092026	i-Limb Skin Active LH small Clear
092029	i-Limb Skin Active RH small Black
092030	i-Limb Skin Active LH small Black
092023	i-Limb Skin Active RH medium Clear
092024	i-Limb Skin Active LH medium Clear
092027	i-Limb Skin Active RH medium Black
092028	i-Limb Skin Active LH medium Black
TBX50045	i-Limb Skin Active (black or clear) x 4
ILH000-3724	i-Limb Skin Active RH extra small Transparent
ILH000-3725	i-Limb Skin Active LH extra small Transparent
ILH000-3726	i-Limb Skin Active RH small Transparent
ILH000-3727	i-Limb Skin Active LH small Transparent
ILH000-3728	i-Limb Skin Active RH medium Transparent
ILH000-3729	i-Limb Skin Active LH medium Transparent

I-LIMB SKIN ACTIVE TS CODES

Code	Description
PL380002	i-Limb Skin Active RH extra small Clear TS
PL380003	i-Limb Skin Active LH extra small Clear TS
PL380000	i-Limb Skin Active RH extra small Black TS
PL380001	i-Limb Skin Active LH extra small Black TS
MP092025	i-Limb Skin Active RH small Clear TS
MP092026	i-Limb Skin Active LH small Clear TS
MP092029	i-Limb Skin Active RH small Black TS
MP092030	i-Limb Skin Active LH small Black TS
MP092023	i-Limb Skin Active RH medium Clear TS
MP092024	i-Limb Skin Active LH medium Clear TS
MP092027	i-Limb Skin Active RH medium Black TS
MP092028	i-Limb Skin Active LH medium Black TS
TBX50047*	i-Limb Skin Active TS (black or clear) x 4

Coverings

i-Limb® Skin Contour and TS Covers

The i-Limb Skin Contour cover is a soft silicon glove that is anatomically shaped and is equipped with a slip coating inside for ease of donning & doffing.

The thicker tips and looser fitting on the i-Limb hand provides increased durability.

The i-Limb Skin Contour cover is available in 2 Colours: clear and black.

Also available with Touch Screen (TS) option.

Note: for large i-Limb hands order medium covering.



I-LIMB SKIN CONTOUR CODES

Code	Description
PL353004	i-Limb Skin Contour RH extra small Clear
PL353005	i-Limb Skin Contour LH extra small Clear
PL353014	i-Limb Skin Contour RH extra small Black
PL353015	i-Limb Skin Contour LH extra small Black
PL354004	i-Limb Skin Contour RH small Clear
PL354005	i-Limb Skin Contour LH small Clear
PL354014	i-Limb Skin Contour RH small Black
PL354015	i-Limb Skin Contour LH small Black
PL355004	i-Limb Skin Contour RH medium Clear
PL355005	i-Limb Skin Contour LH medium Clear
PL355014	i-Limb Skin Contour RH medium Black
PL355015	i-Limb Skin Contour LH medium Black
TBX50053*	i-Limb Skin Contour x 4

I-LIMB SKIN CONTOUR TS CODES

Code	Description
PL380004	i-Limb Skin Contour RH extra small Clear TS
PL380005	i-Limb Skin Contour LH extra small Clear TS
PL380012	i-Limb Skin Contour RH extra small Black TS
PL380013	i-Limb Skin Contour LH extra small Black TS
PL381004	i-Limb Skin Contour RH small Clear TS
PL381005	i-Limb Skin Contour LH small Clear TS
PL381012	i-Limb Skin Contour RH small Black TS
PL381013	i-Limb Skin Contour LH small Black TS
PL382004	i-Limb Skin Contour RH medium Clear TS
PL382005	i-Limb Skin Contour LH medium Clear TS
PL382012	i-Limb Skin Contour RH medium Black TS
PL382013	i-Limb Skin Contour LH medium Black TS
TBX50054*	i-Limb Skin Contour TS x 4

* Please specify the side and size of gloves in the description line when ordering with this code.

Coverings

i-Limb® Skin Natural Covers

The i-Limb Skin Natural Cover is designed to be close to natural human anatomy. A Colour swatch is available to select the closest Colour match between clients natural skin Colour and the Colour of the i-Limb Skin Natural Cover. There are 18 Colour options for the i-Limb Skin Natural Cover.

The i-Limb Skin Natural Covers extend to just proximal to the wrist level. For coverage of the forearm section of the prosthesis, forearm sleeves are available in the corresponding Colours.

Note: for large i-Limb hands order medium covering.



Colour	Extra small		Small		Medium	
	LH	RH	LH	RH	LH	RH
1	066582	066564	066509	066491	066473	066455
2	066583	066565	066510	066492	066474	066456
3	066584	066566	066511	066493	066475	066457
4	066585	066567	066512	066494	066476	066458
5	066586	066568	066513	066495	066477	066459
6	066587	066569	066514	066496	066478	066460
7	066588	066570	066515	066497	066479	066461
8	066589	066571	066516	066498	066480	066462
9	066590	066572	066517	066499	066481	066463
10	066591	066573	066518	066500	066482	066464
11	066592	066574	066519	066501	066483	066465
12	066593	066575	066520	066502	066484	066466
13	066594	066576	066521	066503	066485	066467
14	066595	066577	066522	066504	066486	066468
15	066596	066578	066523	066505	066487	066469
16	066597	066579	066524	066506	066488	066470
17	066598	066580	066525	066507	066489	066471
18	066599	066581	066526	066508	066490	066472

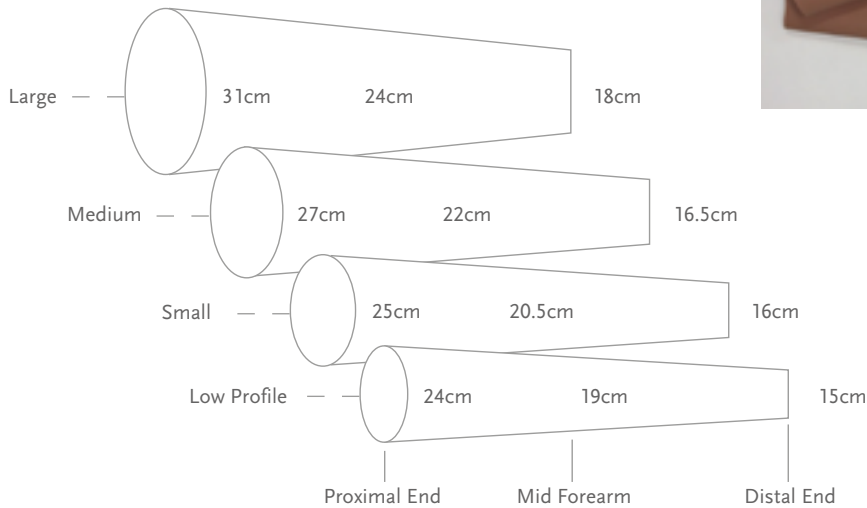

OSSUR UPPER LIMB

Coverings

i-Limb® Skin Natural Forearm Sleeves

i-Limb Skin Natural Forearm Sleeves offer a cosmetic cover for the forearm section of the prosthesis, for those individuals who wish the forearm of the prosthesis to be covered. Available in 4 circumference sizes (low profile, small, medium, large) to fit the dimensions of the forearm of the prosthesis. 18 Colour options are available.

Forearm sleeves are 35cm long.



Colour	Low Profile	Small	Medium	Large
1	066629	066628	066627	066626
2	066633	066632	066631	066630
3	066637	066636	066635	066634
4	066641	066640	066639	066638
5	066645	066644	066643	066642
6	066649	066648	066647	066646
7	066653	066652	066651	066650
8	066657	066656	066655	066654
9	066661	066660	066659	066658
10	066665	066664	066663	066662
11	066669	066668	066667	066666
12	066673	066672	066671	066670
13	066677	066676	066675	066674
14	066681	066680	066679	066678
15	066685	066684	066683	066682
16	066689	066688	066687	066686
17	066693	066692	066691	066690
18	066700	066696	066695	066694

Coverings

i-Limb® Skin Match Covers

For the most realistic covering option possible, the i-Limb Skin Match is a fully customised silicone covering that exactly matches the user's skin tone and features.

The i-Limb Skin Match Cover extends to just proximal to the wrist level. For coverage of the forearm section of the prosthesis, an i-Limb Skin Match Forearm Cover can also be produced matching the users skin tones.



Code	Description
066006	i-Limb Skin Match Hand Cover
066448	I-Limb Skin Match Forearm Sleeve
066449	I-Limb Skin Match Hand Covering including Custom Forearm Sleeve

Overview

Hand crafted from high definition silicone and hand painted to closely match skin tone and appearance, LivingSkin prostheses are designed to look very realistic. Individual details can be added to the prostheses, such as freckles and hair.

LivingSkin are passive functional prostheses. As well being a highly cosmetic solution, LivingSkin can be used to support functions such as pushing, pulling, stabilising etc.



Product Range*

LIVINGSKIN FINGERS

Item Description
Partial Finger
1 Finger / Partial Finger
2 Fingers
3 Fingers
4 Fingers
5 Fingers
Finger Band

LIVINGSKIN HANDS

Item Description
Partial Hand
Full Hand

LIVINGSKIN ARMS

Item Description
Wrist Disarticulation Passive
Transradial Passive to Elbow
Transhumeral Passive to Axilla
Shoulder Disarticulation Passive

LIVINGSKIN FEET

Item Description
Prosthesis Foot Partial
Derma Hair Foot / Partial Foot
Prosthesis One Toe
Prosthesis Two Toe
Prosthesis Three Toe
Prosthesis Four Toe
Prosthesis Full Foot
Five Toe Prosthesis



*LivingSkin team assessment is required to confirm prescription, coding and quote. Please reach out to the Össur Customer Care Team or Clinical Specialist Team for further information.

Accessories*

Item Description
Dermahair
Dermahair - Transradial
Silicone Impression Material 1lb tub
Orthotic Device (including Thumb Stabiliser)
Pronation/Supination Wrist Component
Flexion/Extension Wrist Component
Slipcoat

*LivingSkin team assessment is required to confirm prescription, coding and quote. Please reach out to the Össur Customer Care Team or Clinical Specialist Team for further information.



Inventors

Iceross® Liners

Iceross stands for Icelandic Roll-On Silicone Socket. It was developed by Össur Kristinsson, a prosthetist and prosthetic user, as an alternative suspension system to more conventional methods. It functions to protect the skin, enhance comfort by reducing pressure peaks within the socket, and to eliminate motion between the socket and residual limb. Iceross is available in a range of suspension designs to suit different residual limbs and lifestyles.



Össur Kristinsson

WHY ICEROSS?

COMFORT - All Iceross interface systems are made exclusively from a variety of densities of silicone. Silicone has a proven history of use in the medical field because of its unique material properties. The properties provide benefits such as cushioning for bony and sensitive areas, high elasticity to enable ease of conformity to most residual limb shapes, and high tear strength for increased durability.

PROTECTION - Iceross has been designed to function in a way similar to a compression stocking, i.e. by improving blood circulation while controlling swelling. It also protects skin and newly formed or sensitive scar tissue by reducing potentially damaging shear forces.

SUSPENSION - Iceross liners offer 3 different suspension methods; the Iceross Seal-In, Locking and Cushion liners so it is easy to find something that will suit your patient needs.

Total Knee®

Total Knee was the brain-child of Swedish inventor Finn Gramnas. Unhappy with the heavy and unwieldy prosthesis his six-year-old daughter was being offered in 1986, he retired to his garage and began inventing something far superior. Perhaps the world's youngest R&D specialist, Lisa Gramnas helped her father fine-tune dozens of prototypes for the Total Knee.



Finn & Lisa Gramnas

WHY THE TOTAL KNEE?

The uniqueness of the Total Knee is the Geometric Lock, which keeps the knee from collapsing when it is in full extension. Its polycentric design imitates natural knee motion, while the adjustable “stance-flex bumper” acts as a shock absorber, simulating the flexing action that occurs in the normal knee while walking or running.

Mauch Knee®

A German scientist and engineer, Hans Mauch was fascinated by the field of rehabilitative medicine. From the late 1950s he devoted his energies to prosthetic development. Building on studies sponsored by America's Veterans Administration, he collaborated with fellow scientist Ulrich Henschke to design the Mauch hydraulic knee system.

WHY THE MAUCH KNEE?

Mauch's progressively designed hydraulic systems provide amputees with a less strenuous and more controlled means of ambulation on varied terrains and in sports activities. From running, to walking step over step down stairs, Mauch offers a smooth natural gait and a high level of flexibility for more active lifestyles.



Hans Mauch

Inventors

Flex-Foot®

Flex-Foot was first introduced in 1984 by prosthetic user, research prosthetist, and inventor Van Phillips. Two critical breakthroughs made these products unique and revolutionised the everyday aspirations of amputees. The first, energy storage and release, is a function inherent in the patented carbon Fibre design of Flex-Foot. The second, vertical shock absorption, enables a more natural gait and protects the sound limb and remaining joints of the amputated limb from excessive shock.



Van Phillips

WHY FLEX-FOOT?

Different functions are available within the Flex-Foot range to suit individual needs. All models offer significant advantages over conventional prosthetic feet. Twenty years of scientific material research lead to this unparalleled design, making Flex-Foot the choice for durability, comfort and performance.

General Information

We Are Here to Help

If you need advice on Össur product selection, there are a number of ways in which we can help:

SELECTION CHARTS

These are available online at www.ossur.com.au and in wall chart format. Contact your Össur customer care representative for wall charts.

CLINICAL SPECIALIST PROSTHETISTS AND CUSTOMER CARE TEAM

Our sales managers, customer care and technical service teams are always happy to advise and assist. For contact details visit www.ossur.com.au and check the customer care pages for your location.

We hope the clear layout of our catalogue will easily guide you through this comprehensive range of products. Should you need any assistance, feel free to contact our customer care team or visit our website, www.ossur.com.au.

Terms of Sale and Policies

How to Order

Össur part numbers and item descriptions must be included on all orders.

PRICES AND PAYMENT TERMS

For price and payment terms please refer to our current Price List.

RETURNS, ADJUSTMENTS AND CREDITS

Please inspect all orders immediately upon receipt. In the event of items being ordered or shipped in error, please notify the Customer Care Team.

SINGLE PATIENT USE

Össur products and components are designed and tested to ISO 10328. Compatibility and compliance with this standard is achieved only when Össur products and components are used with other recommended Össur or authorised components. If unusual movement or product wear is detected in a structural part of a prosthesis at any time, the user should be instructed to immediately discontinue use of the device and consult his/her clinical specialist. This product has been designed and tested based on single person usage. It is a single-use device and should never be used by multiple individuals. If any problems occur with the use of this product, immediately contact your Össur Clinical Specialist Prosthetist or Customer Care Team.

Warranty Procedure

MAUCH KNEE Mauch Knee	LIMITED WARRANTY 36 Months	MECHANICAL UPPER LIMB PIPDriver MCPDriver ThumbDriver GripLock Finger	LIMITED WARRANTY 24 months 24 months 24 months 24 months
CHEETAH KNEE Cheetah Knee	LIMITED WARRANTY 18 Months	BIONIC UPPER LIMB i-Limb Access i-Limb Ultra i-Limb Quantum i-Digits Access i-Digits Quantum	LIMITED WARRANTY 24 Months* 24 Months* 24 Months* 24 Months* 24 Months*
TOTAL KNEE Total Knee 1900 Total Knee 2000 Total Knee 2100 Total Knee Junior	LIMITED WARRANTY 24 Months 24 Months 24 Months 24 Months	UPPER LIMB ACCESSORIES i-Limb Skin Coverings Hand Accessories Demo-Limb Virtu-Limb	LIMITED WARRANTY 3 months 12 Months** 12 Months 12 Months
OP4 Knee OP5 Knee OHP3 Knee Paso Knee	24 Months 24 Months 24 Months 24 Months	PASSIVE UPPER LIMB PROSTHETICS LivingSkin Passive Device	LIMITED WARRANTY 12 Months***
BALANCE KNEE Balance Knee OFM1 Balance Knee OFM2	LIMITED WARRANTY 24 Months 24 Months		
LOCKING KNEE Locking Knee	LIMITED WARRANTY 12 Months		
ICELOCK Icelock 100 Series Icelock 200 Series Icelock 300 Series Icelock 400 Series Icelock 500 Series Icelock 544 Series Icelock 562 Hybrid Icelock 600 Series Icelock 700 Series Icelock 850 Hybrid	LIMITED WARRANTY 12 Months 12 Months 12 Months 12 Months 6 Months 6 Months 12 Months 12 Months 12 Months 12 Months		
STANDARD ADAPTERS Össur Standard Adapters Össur Junior Adapters Knee Rotation Adapter	LIMITED WARRANTY 24 Months 24 Months 12 Months		
SOCKET SYSTEMS Icecast Anatomy	LIMITED WARRANTY 12 Months		

*Extended warranty is available to purchase, contact Össur Customer Care Team for options and prices. Maximum total warranty period is 5 years. Extended warranty must be purchased while device is still within warranty.

**If purchased within an i-Limb or i-Digits kit, the warranty period for the kit will apply to the accessory.

***LivingSkin – If at delivery, the patient is dissatisfied with either the fit, form, or color, please notify Össur within 14 days of delivery. The rejected prosthesis must be returned within 30 days of delivery to qualify for our acceptance guarantee replacement.

Notes

Notes



WWW.OSSUR.COM.AU
WWW.OSSUR.CO.NZ

Össur ANZ
TEL AU 1300 123 268
TEL NZ 0800 369 524
anzprosthetics@ossur.com

FAX AU +61 2 9475 1114
FAX NZ 0800 448 265

